



OTC Panel



Chile

Features

Panel size (ISO): 47.260

People profiled (ISO): 9.399

Estimated response rate (ISO): 47%

Updated: 15/12/2014

Size (ISO): number of panelists according to ISO 26362

Real delivery: maximum sample size of a specific target that we can deliver on a real project. It is the sum of profiled panelists and the estimated number of panelists not yet profiled.







IR% Panel: panel Netquest's incidence rate for the particular target. It is not obtained from a representative population sample. It is the result of a progressive and random panel data collection. It shows the difficulty of the target:




Sociodemographic profile		Real delivery	Panel IR%
		Total panelists:	20.348
			99,9%
Sex	Man	7.792	
	Woman	10.619	
Age	<14	0	
	14-18	86	
	19-24	2.861	
	25-34	6.614	
	35-44	4.681	
	45-54	2.681	
	55-64	1.190	
	>=65	261	
Social class	ABC1	7.147	
	C2	8.724	
	C3	2.102	
	D	414	
	E	18	
Regions	I Region of Tarapacá	122	
	II Region of Antofagasta	384	
	III Region of Atacama	108	
	IV Region of Coquimbo	389	
	V Region of Valparaíso	1.826	
	VI Region of Libertador General Bernardo O'Higgins	400	
	VII Region of Maule	435	
	VIII Region of Bío Bío	1.648	
	IX Region of La Araucanía	418	
	X Region of los Lagos	432	
	XI Region of Aysén del General Carlos Ibañez del Campo	51	
	XII Region of Magallanes & la Antártica Chilena	108	
	XIII Region Metropolitana	11.691	
	XIV Region of Los Ríos	211	
	XV Region of Arica & Parinacota	114	
Grouped regions	North	2.979	
	South	3.754	
	Metropolitan region	11.691	


Common diseases and medications, diets, treatments		Real delivery	Panel IR%
Total panelists:		20.348	99,9%
Illness	Flu	6.286	
	Constipated / Cold	12.633	
	Conjunctivitis	680	
	Eye irritation	3.299	
	Stress	7.761	
	Insomnia	5.144	
	Other sleep disorders	2.397	
	Snoring	4.873	
	None of the above	1.526	
	Medication	Medicines for colds, flu, throat	11.474
Analgesic		11.521	
Anti-inflammatory		10.928	
Reducing fever drugs		3.544	
Allergy drugs		4.840	
Diarrhea drugs		1.780	
Laxatives		940	
Antidepressants or stimulants		2.301	
Sleeping medications: Tranquilizers, relaxing, sleeping pills		3.212	
Nonprescription or herbal products for sleeping		2.501	
Vitamins for hair		1.216	
Other vitamins		3.739	
Antioxidants		1.282	
Minerals: Calcium, Iron, Magnesium, Sodium, Iodine, Fluorine?		2.204	
Oligoelements		183	
Other food supplements		1.246	
Slimming Drugs		1.391	
Weight Loss Diet Products		1.379	
Food substitutes: Drinks, bars, powders?		1.428	
Fall Hair Products		1.057	
Firming creams		3.327	
Anti cellulite creams		1.067	
None		1.052	
Vaccines	Flu Vaccine, last season	4.559	
	Vaccine Human Papillomavirus (HPV) to prevent cervical cancer an	361	
	None of them	13.667	
Diets	Yes	4.461	
	No	13.967	
Diet types	To lose weight	2.429	
	To maintain your current weight	724	
	Diet for constipation	262	
	To live healthier	1.987	
	For a disease or health problem: indicate which health problem	1.055	
	For another reason	204	
Treatments	Aesthetic plastic or reconstructive surgery	209	
	Facial Plastic Surgery (injectable dermal fillers, nose, lips, implants?)	73	
	Fertility treatment	194	
	Teeth whitening treatment	1.313	
	Acupuncture	684	
	Aromatherapy	776	
	Homeopathy	1.512	
Fertility treatments	None of the above	14.819	
	Yes, I am currently following a treatment	94	
	No, I finished it less than 6 months ago	20	
	No, I finished it 6 or more months ago	77	

Contraceptive Methods	Male condom	5.445		
	Vasectomy	71		
	Female condom	252		
	Diaphragm	32		
	Contraceptive pill	4.754		
	Vaginal ring	349		
	Nicotine patch	113		
	Hormonal implant	222		
	Hormonal injection	580		
	Spermicidal cream or jelly	54		
	UID	743		
	Tubal Ligation	653		
	Intratubárico Device (D.I.T.)	93		
	Another type of contraceptive methods	254		
	None of the above	6.595		
	I do not want to answer	703		
Menstrual problems	Premenstrual Syndrome (PMS)	3.578		
	Period pains	5.040		
	Menopausal symptoms	930		
	None of the above	3.728		
Menstruation medication	Premenstrual Syndrome (PMS)	1.412		
	Period pains	3.203		
	Menopausal symptoms	203		
	None of the above	2.970		

Tobacco and other addictions		Real delivery	Panel IR%	
		Total panelists:	20.348	99,9%
Smokers	Yes, usually	3.796		
	Yes, occasionally	2.273		
	Yes, but I'm quitting	709		
	No, but il smoked normally	3.584		
	No, I have never smoked regularly	8.035		
Tobacco type	Cigarettes	6.625		
	Rolling tobacco	390		
	Cigars	125		
	Pipe	178		
	Smokeless Tobacco (snuss)	18		
	Other	181		
Number of cigarettes	More than 20 times	180		
	Between 11 and 20 a day	938		
	Between 6 and 10 a day	1.257		
	Between 1 and 5 a day	2.874		
	Less than 1 per week	1.420		
Tobacco brands	Coronas negro	0		
	B.N. beige (Lights)	0		
	B.N. normal	0		
	Benson & Hedges	17		
	Benson Red	0		
	Bisonte	0		
	Camel	150		
	Celtas	1		
	Chesterfield	1		
	Condal	0		
	Coronas rubio	0		
	Ducados blanco (Lights)	0		
	Ducados normal	1		
	Ducados rubio	0		
	Dunhill	584		
	Fortuna azul (Lights)	0		
	Fortuna Normal	0		
	Gold coast	0		
	Golden americano	0		
	Habanos	18		
	J & P	0		
	L & M Blue label (lights)	57		
	L & M normal	34		
	Lark	0		
	Lucky strike	2.839		
	Marboloro gold (Light)	299		
	Marlboro normal	244		
	MS	0		
	Nobel	0		
	Nobel bajo en nicotina	0		
	Nobel plata (Lights)	0		
	Pall mall	3.056		
	Peter stuyvesant	0		
	R1	0		
	Rothmans	1		
	Royal Crown	0		
	Silk cut	0		
	Sunset	0		
	Viceroy	330		
	West	0		
	Winfield	0		
	Winns	0		
	Winston	0		
	Astor	0		
	Belmont	1.375		
	Boston	0		

	Caribe	0	
	Cónsul	0	
	Derby	38	
	Green	0	
	Kent	1.298	
	Kool	2	
	Pielroja	0	
Years as a smoker	5 years or less	1.086	
	6-10 years	1.832	
	Other brands	583	
	1-12 years	2.433	
	21-30 years	916	
	More than 30 years	495	
Methods to quit smoking (currently)	Prescription drugs	1	
	Nicotine gum	1	
	Nicotine patch	0	
	Nicotine lozenges	0	
	Cigarettes without tobacco	20	
	Herbal Products	2	
	Acupuncture	1	
	Behavioral therapies	16	
	Homeopathy	0	
	Nothing but my willpower	637	
	Other	17	
Former smokers	I quit smoking in the past 12 months	1.017	
	I quit smoking more than 12 months ago	2.553	
Methods for quit smoking (former smokers)	Prescription drugs	18	
	Nicotine gum	17	
	Nicotine patch	19	
	Nicotine lozenges	0	
	Cigarettes without tobacco	22	
	Herbal Products	0	
	Acupuncture	4	
	Behavioral therapies	34	
	Homeopathy	4	
	Nothing but my willpower	3.343	
	Other	164	
Other addictions	Alcoholism	788	
	Other: indicate which	522	
	No	16.692	
	Decline to answer	454	

 Skin, mouth and feet		Real delivery	Panel IR%
		Total panelists:	20.348
			99,9%
Skin problems	Dermatitis	1.207	
	Eczema	115	
	Lyme's disease	0	
	Psoriasis	466	
	Rosacea	1.264	
	Warts	376	
	Cold sore	1.008	
	Acne	1.800	
	Skin face spots	2.185	
	Dry skin	3.619	
	Nail problems: Fragile, grooved, fungi, discolored?	2.641	
	Fall or hair loss	3.740	
	Alopecia	692	
	Dandruff	3.908	
	None of the above	6.292	
Mouth problems	I have halitosis (bad breath)	1.602	
	I have dry mouth	1.975	
	I have periodontitis	348	
	I have gingivitis (inflammation and bleeding of gums)	3.457	
	Wear orthodontic (appliances, braces, invisible braces?)	713	
	Regular use of electric toothbrushes	620	
	I wear removable dentures (complete or partial)	982	
	None of the above	10.789	
Foot problems	Toes deformities	842	
	Pain in the heel of the foot	1.496	
	Nail fungus (Onychomycosis)	2.159	
	Bunions, calluses, cracks	2.908	
	Scent	2.221	
	Athlete's foot	664	
	Flat Feet	1.999	
	Plantar warts	88	
	None of the above	9.641	
	Plantar warts	24	
	None of the above	2.682	

 Other health information available
Allergies and intolerances
Visual and auditory system diseases
Eating disorders (anorexia, bulimia)
Diabetes - Type 1 / Type 2 (insulin use)
Cancer / Cancer types
Cardiovascular and respiratory system diseases
Digestive system diseases



Netquest is certified with ISO26362 standard

The way how a panel recruits, interviews and rewards panelists is key to the reliability of the data you get. In Netquest we care about every detail, thinking of you. That's the reason why we are the only panel in Spain, Portugal and Latin America with the ISO26362 certificate, the specific standard for online Access Panels



Patients Panel



Chile

Features

Panel size (ISO): 47.260

People profiled (ISO): 2.279

Estimated response rate (ISO): 35%

Updated: 15/12/2014

Size (ISO): number of panelists according to ISO 26362

Real delivery: maximum sample size of a specific target that we can deliver on a real project. It is the sum of profiled panelists and the estimated number of panelists not yet profiled.



IR% Panel: panel Netquest's incidence rate for the particular target. It is not obtained from a representative population sample. It is the result of a progressive and random panel data collection. It shows the difficulty of the target:



Patients		Real delivery	Panel IR%
		Total panelists:	
		2.279	100,0%
Sex	Man	1.089	
	Woman	1.167	
Age	19-24	277	
	25-34	717	
	35-44	605	
	45-54	399	
	55-64	167	
	>=65	52	
Social class	ABC1	1.198	
	C2	1.280	
	C3	290	
	D	40	
	E	0	
Regions	I Region of Tarapacá	13	
	II Region of Antofagasta	34	
	III Region of Atacama	6	
	IV Region of Coquimbo	44	
	V Region of Valparaíso	214	
	VI Region of Libertador General Bernardo O'Higgins	48	
	VII Region of Maule	53	
	VIII Region of Bío Bío	153	
	IX Region of La Araucanía	43	
	X Region of los Lagos	45	
	XI Region of Aysén del General Carlos Ibañez del Campo	0	
	XII Region of Magallanes & la Antártica Chilena	4	
	XIII Region Metropolitana	1.483	
	XIV Region of Los Ríos	17	
	XV Region of Arica & Parinacota	8	
Grouped regions	North	339	
	South	417	
	Metropolitan region	1.483	

Allergies and intolerances	Glucose intolerance	98	
	Lactose intolerance	273	
	Gluten intolerance (celiac)	16	
	Allergic rhinitis (respiratory allergy) / Hay Fever	452	
	Allergic sinusitis	124	
	Atopic dermatitis (skin allergy)	246	
	Contact Dermatitis	61	
	Food allergy	85	
	Dust mites allergy	502	
	Allergy to insect stings	307	
	Allergy to plants / trees / pollen	391	
	Latex Allergy	43	
	Allergy to animals	149	
	Drug allergies	209	
	Cosmetics allergy	119	
	Other allergies or intolerances	131	
	I have no allergy or intolerance	811	
Allergies and intolerances: Food	Fruits and / or Vegetables	18	
	Cereals	2	
	Dried fruit	10	
	Dairy products (milk, cheese)	11	
	Egg	7	
	Fish and / or shellfish	17	
	Other food allergies	19	
Visual system diseases	Myopia	619	
	Astigmatism	789	
	Farsightedness	92	
	Presbyopia (farsightedness)	325	
	Glaucoma	12	
	Macular Degeneration	3	
	Cataract	5	
	Dry Eyes (redness, gritty eye sensation, itching)	128	
	Operated on myopia	39	
	Operated on for a cataract	5	
	Other vision problems: tell us which	64	
	I have no sight problems	808	
Digestive System: disease diagnosed by a doctor	Tinnitus (ringing in the ear)	122	
	Dizziness	117	
	Hearing loss	87	
	Other hearing problems	52	
	I have no hearing problems	1.857	
Glasses or contact lenses	Wear glasses	983	
	Wear contact lenses	95	
	I do not wear glasses or contact lenses	244	
Do you use any type of hearing device?	Yes	4	
	No	82	
Nervous system	Migraines	334	
	Headache - excluding migraine	528	
	Restless Legs Syndrome (RLS)	97	
	Parkinson	0	
	Epilepsy	12	
	Multiple sclerosis	3	
	Peripheral neuropathy	3	
	Reflex Sympathetic Dystrophy (RDS)	0	
	Other nervous system diseases: please specify which.	53	
	I have no nervous system disease	1.322	

Mental health	Obsessive-compulsive disorder (OCD)	39	
	Attention deficit hyperactivity disorder (ADHD)	76	
	Panic Attack	114	
	Bipolar disorder	33	
	Schizophrenia	2	
	Generalized Anxiety Disorder (GAD)	53	
	Depression	272	
	Agoraphobia	12	
	Other mental disorders: tell us which	16	
	None of the above	1.719	
Eating disorders	Bulimia	17	
	Anorexia	9	
	Binge Eating Disorder	111	
	Other eating disorders	78	
	I have no eating disorder	1.962	
Mental health: disease diagnosed by a doctor	Migraines	244	
	Obsessive-compulsive disorder (OCD)	13	
	Attention deficit disorder and hyperactivity	46	
	Panic Attack	93	
	Anxiety	46	
	Depression	232	
	Bulimia	7	
	Anorexia	2	
	None of them	121	
Bulimia	Currently suffering	5	
	It's been less tha 1 year	3	
	It's been more than 1 year but less than 5	1	
	Since 5 years or more	5	
Anorexia	Currently suffering	1	
	It's been less tha 1 year	1	
	It's been more than 1 year but less than 5	0	
	Since 5 years or more	4	
Bones, muscles and joints	Rheumatoid arthritis (rheumatism)	21	
	Non rheumatoid arthritis	4	
	Arthritis	12	
	Ankylosing spondylitis	8	
	Myositis	0	
	Osteoarthritis	69	
	Osteoporosis	8	
	Fibromyalgia	25	
	Myofascial Pain Syndrome	2	
	Carpal Tunnel Syndrome	62	
	Sciatica	89	
	Backache	545	
	Chronic pain (more than 6 months)	92	
	Gout	2	
	Other locomotor system diseases	98	
	I have no locomotor system disease	1.362	
Respiratory system	Asthma	162	
	Chronic obstructive pulmonary disease (COPD)	12	
	Bronchitis	125	
	Pulmonary emphysema	2	
	Sleep apnea	73	
	Sinusitis	161	
	Other respiratory diseases	16	
	I have no respiratory disease	1.698	
Medication for rheumatoid arthritis	Biological drugs: Orenicia, Rituxan, Mabthera, Humira, Remicade, S	1	
	Antirheumatic drugs disease modifying (DMARDs): Rheumatrex, Tr	4	
	Other medications: anti-inflammatories, corticosteroids	17	
	Other	2	
Chronic pain diagnosed by a doctor	Yes	56	
	No	34	

Cardiovascular and Circulatory System	Cerebrovascular Accident (Stroke): Cerebral hemorrhage, embolism	2	
	Acute myocardial infarction	4	
	Angina pectoris	6	
	Aneurysm	0	
	Heart failure	5	
	Atrial fibrillation	2	
	Other arrhythmias	33	
	Peripheral vascular disease (PVD)	3	
	Ischemic Heart Disease	0	
	Hemophilia	0	
	Anemia / iron deficiency	56	
	Arterial hypertension	219	
	Arterial hypotension	19	
	Hemorrhoids	104	
	History of thrombosis	11	
	Varicose veins	208	
	High Cholesterol	278	
	Other cardiovascular diseases	18	
	I have no cardiovascular/circulatory system disease or pathology	1.396	
Digestive system	Chronic disease	1	
	Ulcerative Colitis	2	
	Gastroduodenal ulcer	25	
	Gastroesophageal reflux (heartburn)	255	
	Hiatus hernia	17	
	Irritable Bowel Syndrome	406	
	Diarrheal syndrome (chronic diarrhea)	12	
	Constipation	250	
	Other digestive problems	45	
	I have no digestive system disease	1.384	
Endocrine system	Diabetes - Type 1 / Type 2	97	
	Gestational diabetes	6	
	Diabetes (not sure of the type)	48	
	Thyroid problems: Hyperthyroidism	29	
	Thyroid problems: Hypothyroidism	93	
	Dyslipidemia	3	
	Deficiency in growth hormone	2	
	Other endocrine system diseases	62	
	I have no endocrine disease	1.834	
Metabolism	Overweight	1.001	
	Morbid Obesity	59	
	None of the above	1.137	
Diabetes type	Diabetes - Type 1 (insulin use)	4	
	Diabetes - Type 2 (oral medication)	90	
	Diabetes - Type 2 (insulin use)	6	
	Diabetes - Type 2 (GLP use)	1	
	Diabetes - Type 2 (without medication)	27	
How many times a day do you measure your sugar level?	Once a day	15	
	2-3 times per day	4	
	4-6 times per day	0	
	7-10 times per day	0	
	More than 10 times a day	0	
How many times a day do you measure your sugar level?	I do not check my sugar levels regularly	108	
	Cirrhosis	0	
	Hepatitis A	16	
	Hepatitis B	10	
	Hepatitis C	5	
	Other liver diseases	51	
	I have no kidney disease	2.072	
Kidneys	Nephritic colic	34	
	Renal failure (with or without dialysis)	5	
	Other kidney diseases	38	
	I have no liver disease	2.110	

Urinary system	Overactive Bladder / Incontinence	23	
	Urinary tract infection	64	
	Cystitis	83	
	Benign Prostatic Hyperplasia (BPH)	6	
	Loss of urine	68	
	Other urinary system diseases	8	
	I have no urinary tract disease	1.949	
Dialysis treatment	Yes	0	
	No	5	
Autoimmune diseases	Lupus	4	
	Mixed connective tissue disease	0	
	Scleroderma	0	
	Sjogren Syndrome	2	
	Other autoimmune diseases	22	
	None of them	2.144	
Infectious diseases	Chlamydia	15	
	Aids / HIV	4	
	Gonorrhea	9	
	Genital herpes	18	
	Candida (vaginal yeast infections)	66	
	Human Papillomavirus (HPV)	37	
	Other infectious or sexually transmitted diseases.	11	
	None of them	2.017	
Reproductive system	Erectile Dysfunction / Impotence	43	
	Ejaculation problems (early, delayed, absent)	75	
	Endometriosis	38	
	Lack of sex / sexual appetite	186	
	Other infertility problems	28	
	None of them	1.840	
Reproductive system: disease diagnosed by a doctor	Erectile Dysfunction / Impotence	12	
	Ejaculation problems (early, delayed, absent)	19	
	Lack of sex / sexual appetite	48	
	None of them	181	
Cancer	Yes	74	
	No	2.129	
Cancer type	Brain cancer	0	
	Cancer of the mouth, larynx and pharynx	0	
	Cervix cancer (Cervical)	2	
	Esophageal Cancer	0	
	Thyroid Cancer	7	
	Lung Cancer	0	
	Kidney Cancer	1	
	Liver Cancer	0	
	Stomach Cancer	0	
	Pancreatic Cancer	0	
	Colorectal Cancer	0	
	Breast Cancer	2	
	Ovarian Cancer	0	
	Uterine cancer or endometrial (uterine corpus)	4	
	Prostate Cancer	1	
	Testicular Cancer	6	
	Bladder Cancer	0	
	Lymphatic cancer	1	
	Bone Cancer	0	
	Leukemia	0	
	Skin Cancer: Melanoma	4	
	Skin Cancer: No Melanoma	0	
	Other	4	



Other health information available

Diseases in the past 12 months
Drugs taken in the last year
Diets
Interventions, treatments and therapies
Contraceptive methods use
Smokers and former smokers: brands, number of cigarettes and smoking quitting methods
Other diseases and disorders of the skin, mouth and ft



Netquest is certified with ISO26362 standard

The way how a panel recruits, interviews and rewards panelists is key to the reliability of the data you get. In Netquest we care about every detail, thinking of you. That's the reason why we are the only panel in Spain, Portugal and Latin America with the ISO26362 certificate, the specific standard for online Access Panels