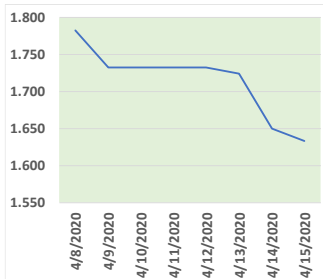


NATURAL GAS



APRIL 15TH, 2020

Last Week's Prompt NYMEX



NYMEX NG Futures

Month	Close	Change
Mar'20	1.784	(0.042)
Apr'20	1.969	(0.057)
May'20	2.054	(0.051)
Jun'20	2.084	(0.047)
Jul'20	2.154	(0.036)
Aug'20	2.411	(0.020)
Sep'20	2.769	(0.016)
Oct'20	2.906	(0.013)
Nov'20	2.870	(0.012)
Dec'20	2.748	(0.011)
Jan'21	2.489	(0.006)
Feb'21	2.459	(0.008)
Mar'21	2.495	(0.003)
Apr'21	2.532	(0.004)
May'21	2.535	(0.004)
Jun'21	2.513	(0.005)
Jul'21	2.528	(0.003)
Aug'21	2.565	(0.003)
Sep'21	2.697	(0.005)
Oct'21	2.796	(0.011)
Nov'21	2.756	(0.010)
Dec'21	2.626	(0.005)
Jan'22	2.626	0.300
Feb'22	2.626	0.337

1YR STRIP	2.399	(0.025)
2020	2.385	(0.028)



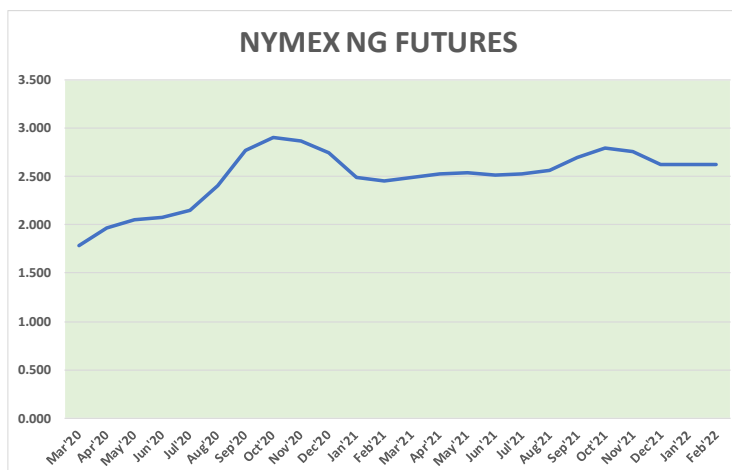
IN THE NEWS

U.S. natural gas slips as exports decline, coronavirus demand destruction worries— Reuters: U.S. natural gas futures slipped for a fifth day in a row on Wednesday as pipeline and liquefied natural gas (LNG) exports declined and on long-term forecasts government steps to slow the spread of coronavirus will cut demand in coming months. Traders noted those price decline came de-

- U.S. natural gas slips as exports decline, coronavirus demand destruction worries
- CenterPoint sale to make major player in US natural gas and electric infrastructure market

spite a slowdown in output and short-term forecasts for cooler weather and higher heating use over the next two weeks than earlier expected. Front-month gas futures for May delivery on the New York Mercantile Exchange fell 2.9 cents, or 1.8%, to \$1.621 per million British thermal units at 8:12 a.m. EDT (1212 GMT), their lowest in over a week. That puts the front-month down for a fifth day in a row for the first time since October. During that time, the contract has lost about 12%. For more on this story visit [reuters.com](https://reut.rs/2VtEFlu) or click <https://reut.rs/2VtEFlu>

CenterPoint sale to make major player in US natural gas and electric infrastructure market— ICLG reports: PowerTeam, an infrastructure services provider to natural gas and electric companies, has agreed to purchase two natural gas distribution and transmission pipeline contractor businesses from energy delivery business, CenterPoint Energy. CenterPoint is receiving legal and financial advice from Latham & Watkins and JP Morgan, respectively, with Credit Suisse and UBS Investment Bank acting alongside Harris Williams as financial advisers to PowerTeam. Debevoise & Plimpton offered legal advice to the latter. The transaction is expected to be finalized in the second quarter of this year. Following completion, PowerTeam, which is a portfolio company of US private investment firm Clayton, Dubilier & Rice, will hold revenues of approximately USD 2 billion, making it a leading construction and maintenance services provider in the natural gas and electric market in the United States. For more on this story visit [reuters.com](https://bit.ly/2xwfeHT) or click <https://bit.ly/2xwfeHT>



Prompt Natural Gas (NG) Daily Sentiment

BEARISH



RESISTANCE

1.71 & 1.78

SUPPORT

1.61 & 1.57

NATURAL GAS

Futures	Close	Change
NG	1.633	0.000
Volume	77,552	77,552
Open Ir	161,494	(43,236)

Contact Us



Mansfield Energy Corp

1025 Airport Pkwy
Gainesville, GA 30501

www.mansfield.energy

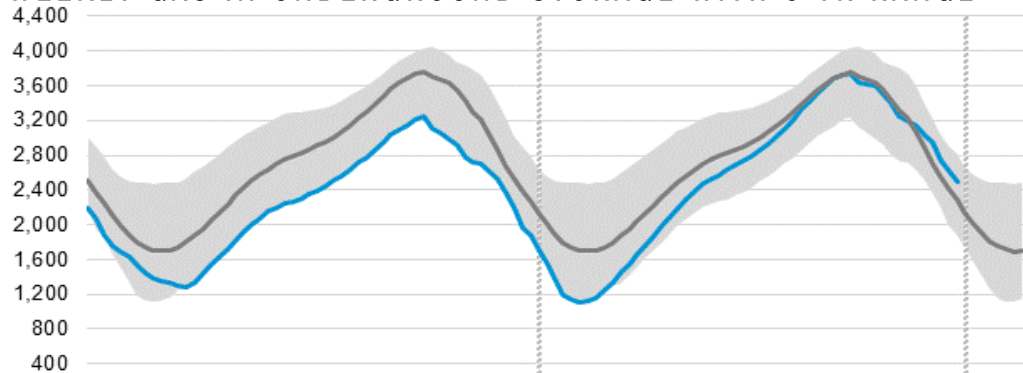
info@mansfieldoil.com

Phone: (800) 695-6626

NATURAL GAS NEWS



WEEKLY GAS IN UNDERGROUND STORAGE WITH 5-YR RANGE



for week ending February 7, 2020 | Released: February 13, 2020 at 10:30 a.m. | Next Release: February 20, 2020

eia Source: U.S. Energy Information Administration

EIA Weekly NG Storage
Actual and Surveys for
April 9th, 2020

Released April 9th, 2020

Range — +31 to +53

PointLogic— +34

CITI — +15

Refinitiv — +35

EIA ACTUAL — -38

Total Working Gas In
Storage

2024 BCF

-38 BCF (LAST WEEK)

+876 BCF (LAST YEAR)

+324 BCF (5-YR AVG)

U.S. Natural Gas Supply
Gas Week 3/26 — 4/1

Average daily values (BCF/d):

Last Year (BCF/d)

Dry Production — +95.9

Total Supply — +91.1

Last Week (BCF/d)

Dry Production — +93.8

Total Supply — +98.2

[NEXT REPORT ON Apr 22th]

U.S. Natural Gas Demand
Gas Week 3/26 — 4/1

Average daily values (BCF/d):

Last Year (BCF/d)

Power — +24.3

Total Demand — +93.2

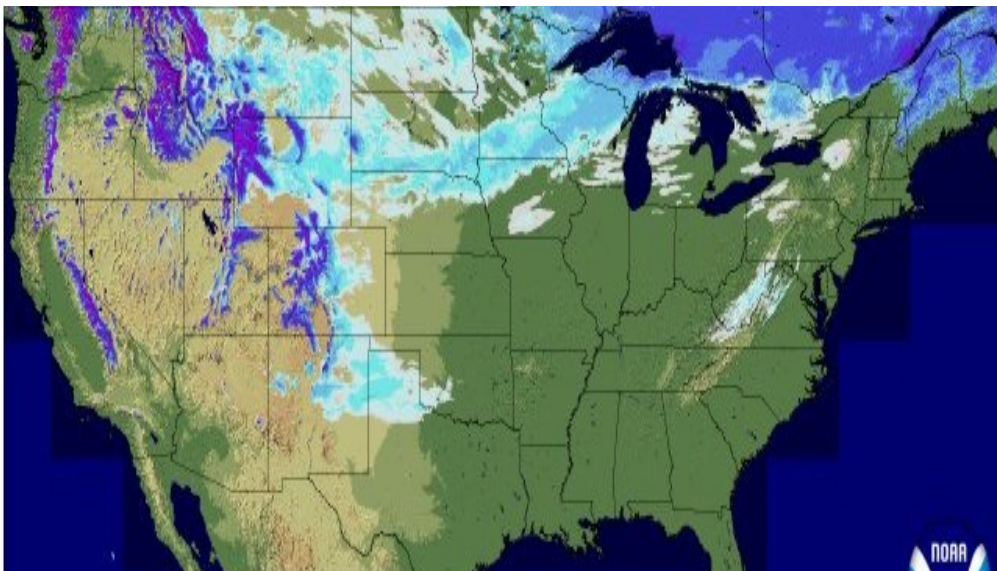
Last Week (BCF/d)

Power — +27.9

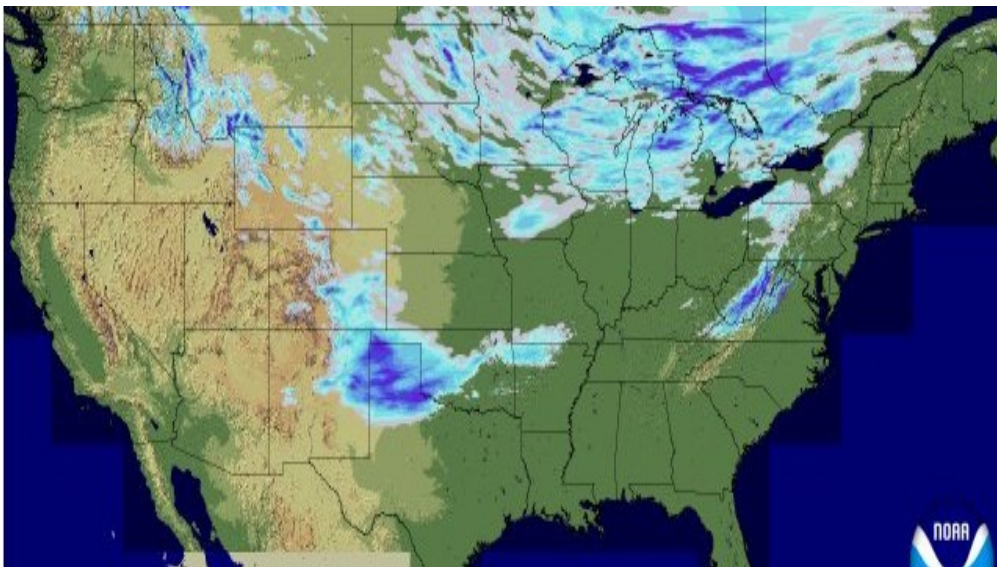
Total Demand — +98.8

[NEXT REPORT ON Apr 22th]

OBSERVED SNOW DEPTH



SCALED SNOW PRECIPITATION

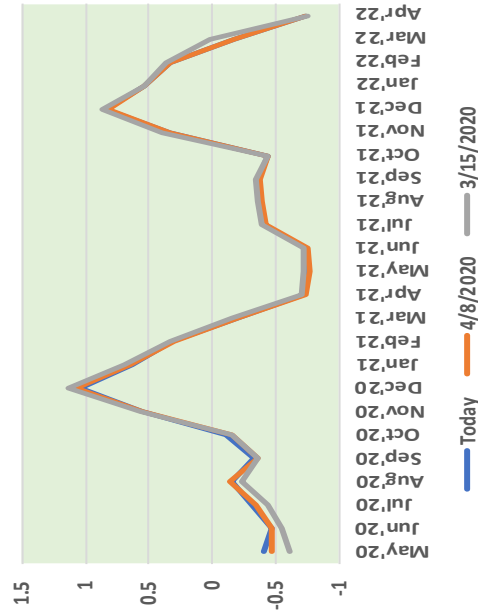





NATURAL GAS NEWS

NATURAL GAS BASIS FUTURES

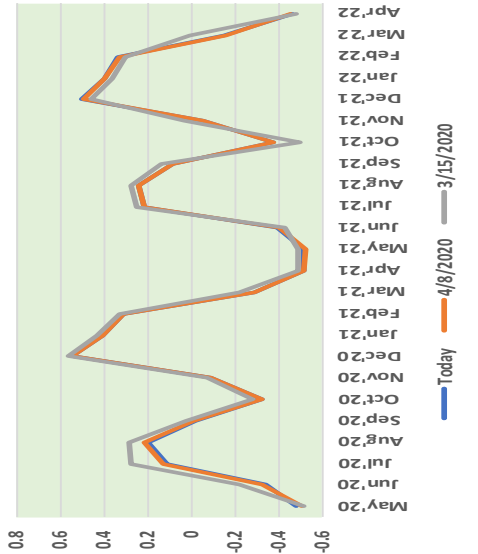
SUMAS BASIS




TETCO-M3



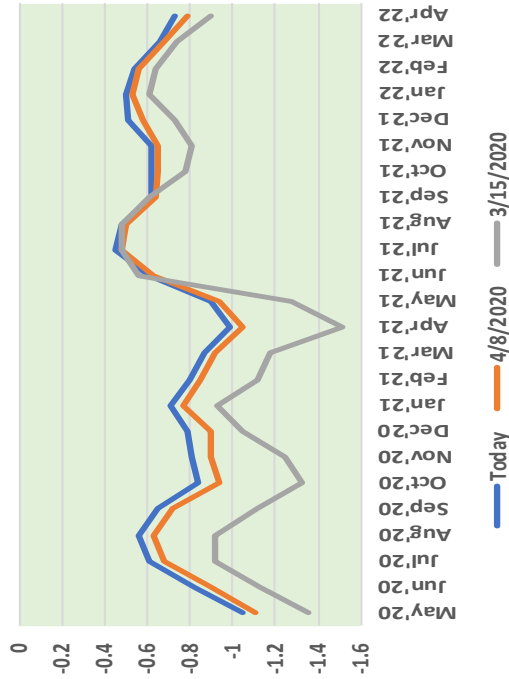
SOCAL BORDER CITY GATE



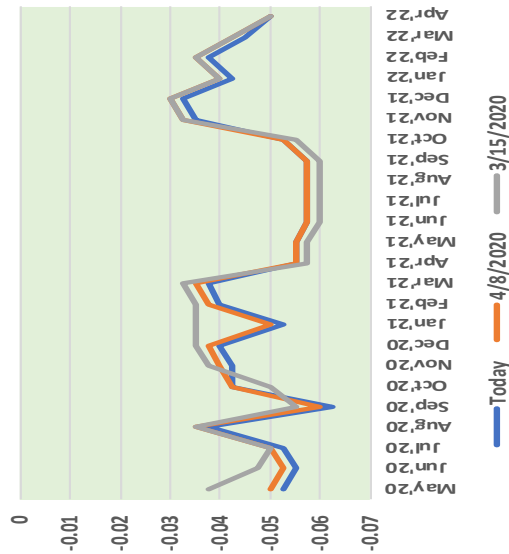
CHICAGO CITYGATE



WAHA BASIS

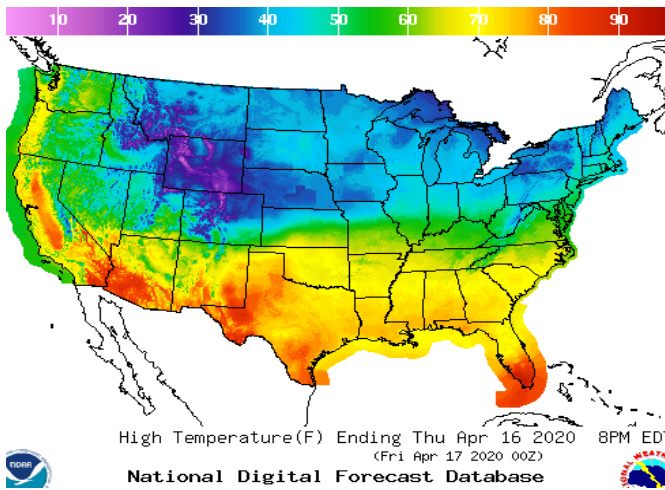


TRANSCO-85 BASIS

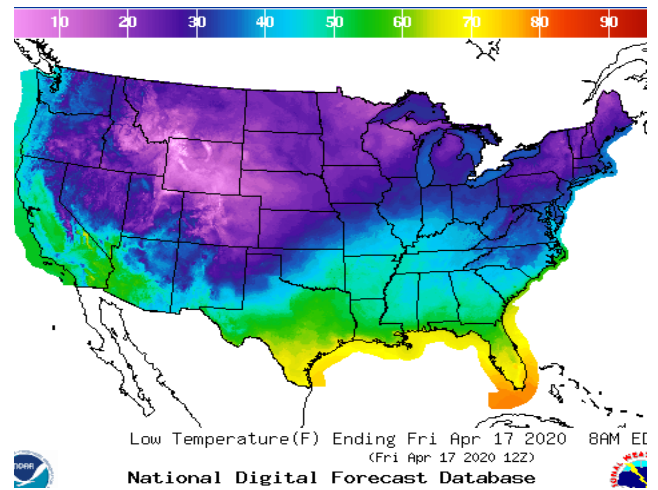


WEATHER — HIGH/LOW TEMPERATURE — TOMORROW

HIGH Temperature

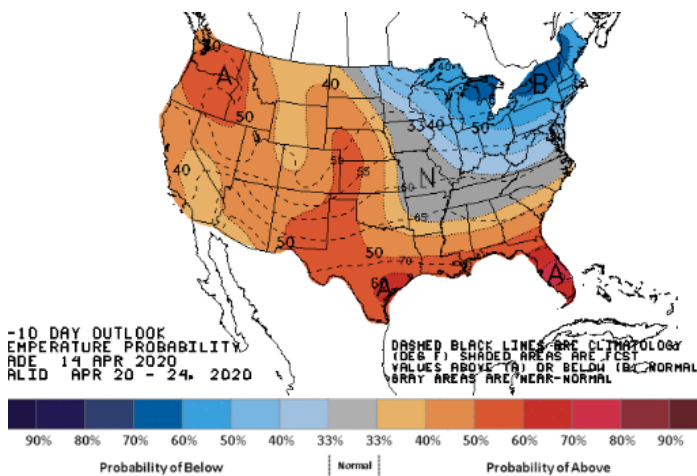


LOW Temperature

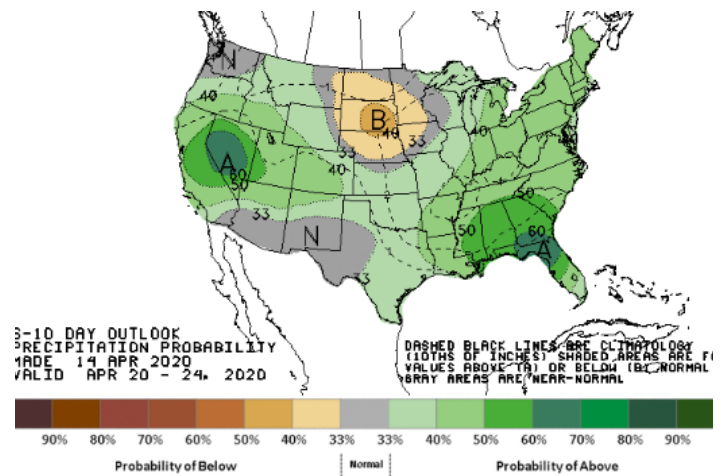


WEATHER — 6 TO 10 DAY OUTLOOK — NOAA

Temperature

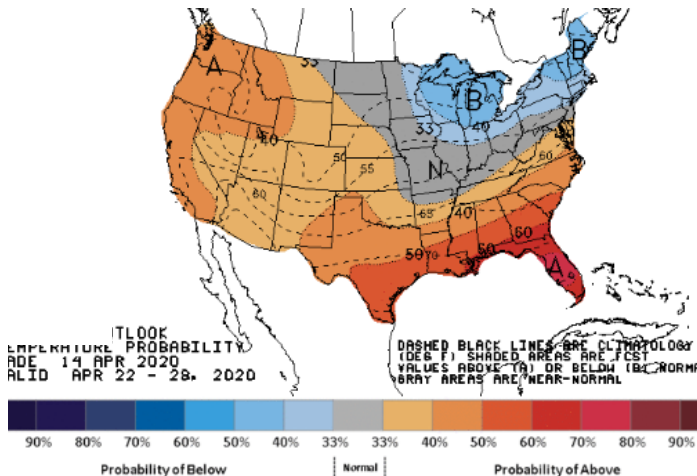


Precipitation



WEATHER — 8 TO 14 DAY OUTLOOK — NOAA

Temperature



Precipitation

