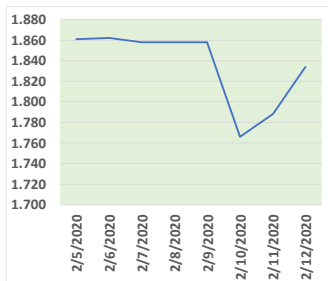


NATURAL GAS



FEBRUARY 12TH, 2020

Last Week's Prompt NYMEX



NYMEX NG Futures

Month	Close	Change
Feb'20	1.834	0.046
Mar'20	1.857	0.034
Apr'20	1.911	0.029
May'20	1.979	0.027
Jun'20	2.058	0.027
Jul'20	2.093	0.025
Aug'20	2.095	0.024
Sep'20	2.131	0.023
Oct'20	2.258	0.016
Nov'20	2.473	0.010
Dec'20	2.588	0.010
Jan'21	2.553	0.008
Feb'21	2.458	0.004
Mar'21	2.221	0.003
Apr'21	2.202	0.004
May'21	2.241	0.003
Jun'21	2.285	0.001
Jul'21	2.295	0.002
Aug'21	2.282	0.003
Sep'21	2.306	0.003
Oct'21	2.379	0.003
Nov'21	2.553	0.003
Dec'21	2.670	0.003
Jan'22	2.640	0.006
1YR STRIP 2020	2.176	0.022
	2.116	0.025

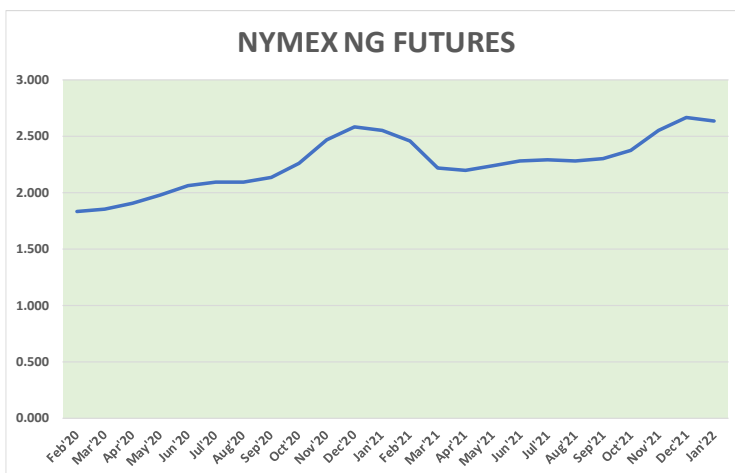
IN THE NEWS

BP sets deeper 2050 carbon target in CEO reinvention— Reuters: BP pledged to sharply reduce its carbon emissions by 2050 as part of a reinvention of the 111-year old company by newly-appointed chief executive Bernard Looney. BP on Wednesday set more ambitious targets than rivals such as Royal Dutch Shell (RDSa.L) and Total (TOTF.PA) but fell short of commitments

- **BP sets deeper 2050 carbon target in CEO reinvention**
- **U.S. Department of Energy issues four liquid natural gas export**

made by smaller Spanish peer Repsol (REP.MC). "We need to reinvent BP," Looney said in a statement. The world's top oil and gas companies have come under heavy pressure from investors and climate activists to fall in line with the 2015 Paris climate accord which aims to limit global warming to below 2 degrees Celsius from pre-industrial levels. "The world's carbon budget is finite and running out fast; we need a rapid transition to net zero. We all want energy that is reliable and affordable, but that is no longer enough. It must also be cleaner," he added. U.S. groups such as Exxon (XOM.N), Chevron (CVX.N) and ConocoPhillips (COP.N) are far less ambitious with their greenhouse gas related targets than their European rivals. For more on this story visit reuters.com or click <https://reut.rs/2Sj3ZKv>

U.S. Department of Energy issues four liquid natural gas export licenses— Daily Energy Insider reports: The U.S. Department of Energy (DOE) announced Monday that it issued four long-term orders authorizing the export of domestically produced liquefied natural gas (LNG) from four proposed projects in Texas. DOE issued authorizations for Annova LNG, Rio Grande LNG, and Texas LNG in Brownsville, Texas, and Corpus Christi LNG's Stage III." The Trump Administration recognizes the importance and increasing role U.S. natural gas has in the global energy landscape," U.S. Secretary of Energy Dan Brouillette said. "The export capacity of these four projects alone is enough LNG to supply over half of Europe's LNG import demand. With today's authorizations, we are paving the way for more U.S. natural gas exports to bring energy security and prosperity to our allies around the world." For more on this story visit dailyenergyinsider.com or click <https://bit.ly/2Hfx6YD>



Prompt Natural Gas (NG) Daily Sentiment

BEARISH



RESISTANCE
1.81 & 1.83
SUPPORT
1.76 & 1.73

NATURAL GAS

Futures	Close	Change
NG	1.834	0.043
Volume	278,434	(58,791)
Open Ir	350,838	(133,948)

Contact Us



Mansfield Energy Corp

1025 Airport Pkwy
Gainesville, GA 30501

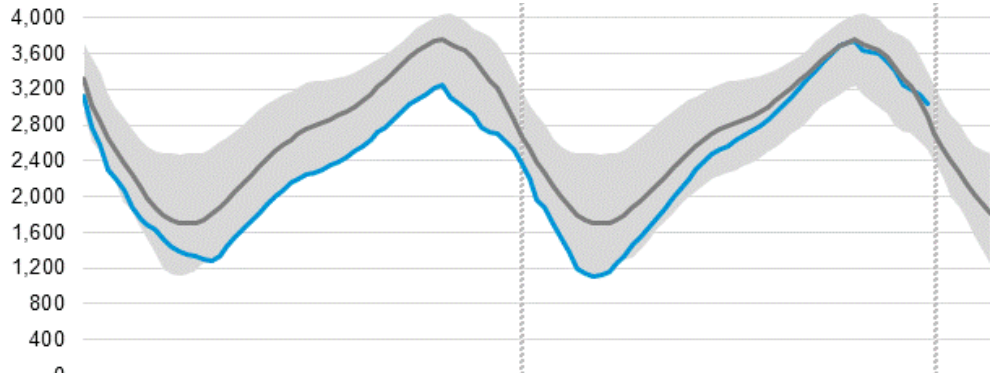
www.mansfield.energy

info@mansfieldoil.com

Phone: (800) 695-6626



WEEKLY GAS IN UNDERGROUND STORAGE WITH 5-YR RANGE



for week ending January 10, 2020 | Released: January 16, 2020 at 10:30 a.m. | Next Release: January 23, 2020

Source: U.S. Energy Information Administration

EIA Weekly NG Storage Actual and Surveys for February 7th, 2020

Released January 30th, 2020

Range — +156 to +120

PointLogic — +133

CITI — +122

Refinitiv — +131

EIA ACTUAL — -137

Total Working Gas In Storage

2,609 BCF

-137 BCF (LAST WEEK)

+615 BCF (LAST YEAR)

+199 BCF (5-YR AVG)

U.S. Natural Gas Supply Gas Week 1/30 — 2/5

Average daily values (BCF/D):

Last Year (BCF/d)

Dry Production — +88.2

Total Supply — +95.1

Last Week (BCF/d)

Dry Production — +94.4

Total Supply — +99.4

[NEXT REPORT ON Feb 19th]

U.S. Natural Gas Demand Gas Week 1/30 — 2/5

Average daily values (BCF/D):

Last Year (BCF/d)

Power — +28.2

Total Demand — +119.7

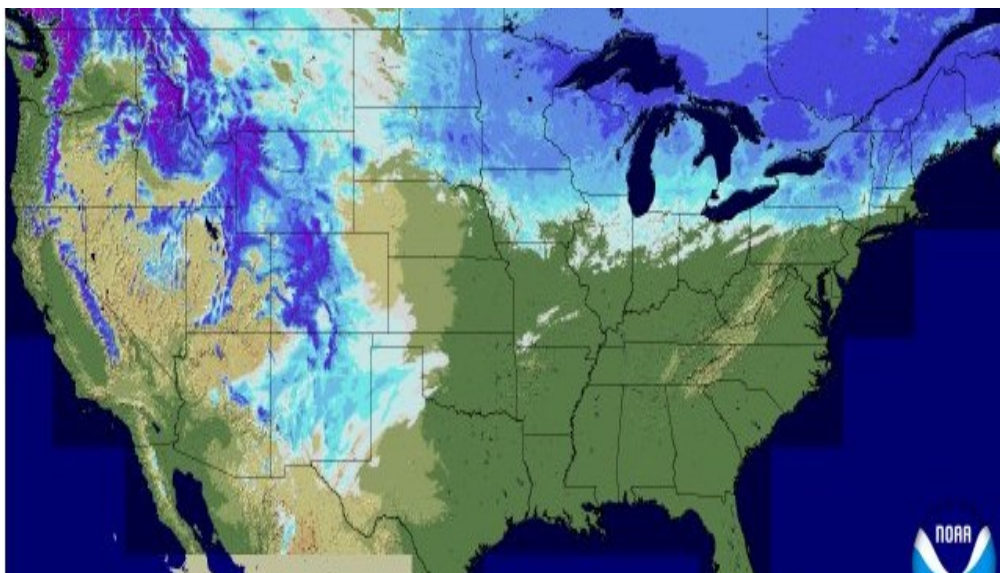
Last Week (BCF/d)

Power — +28.6

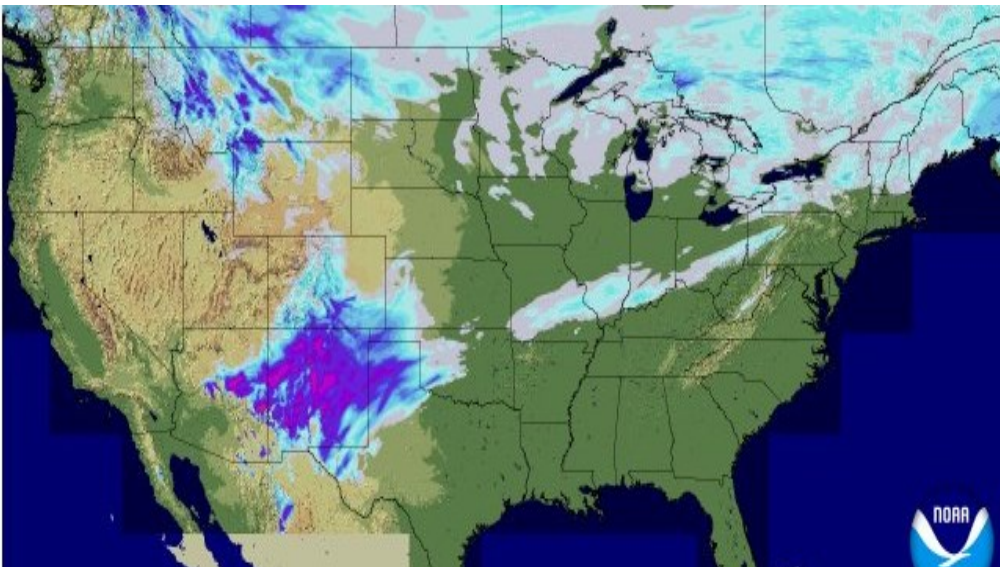
Total Demand — +113.0

[NEXT REPORT ON Feb 19th]

OBSERVED SNOW DEPTH



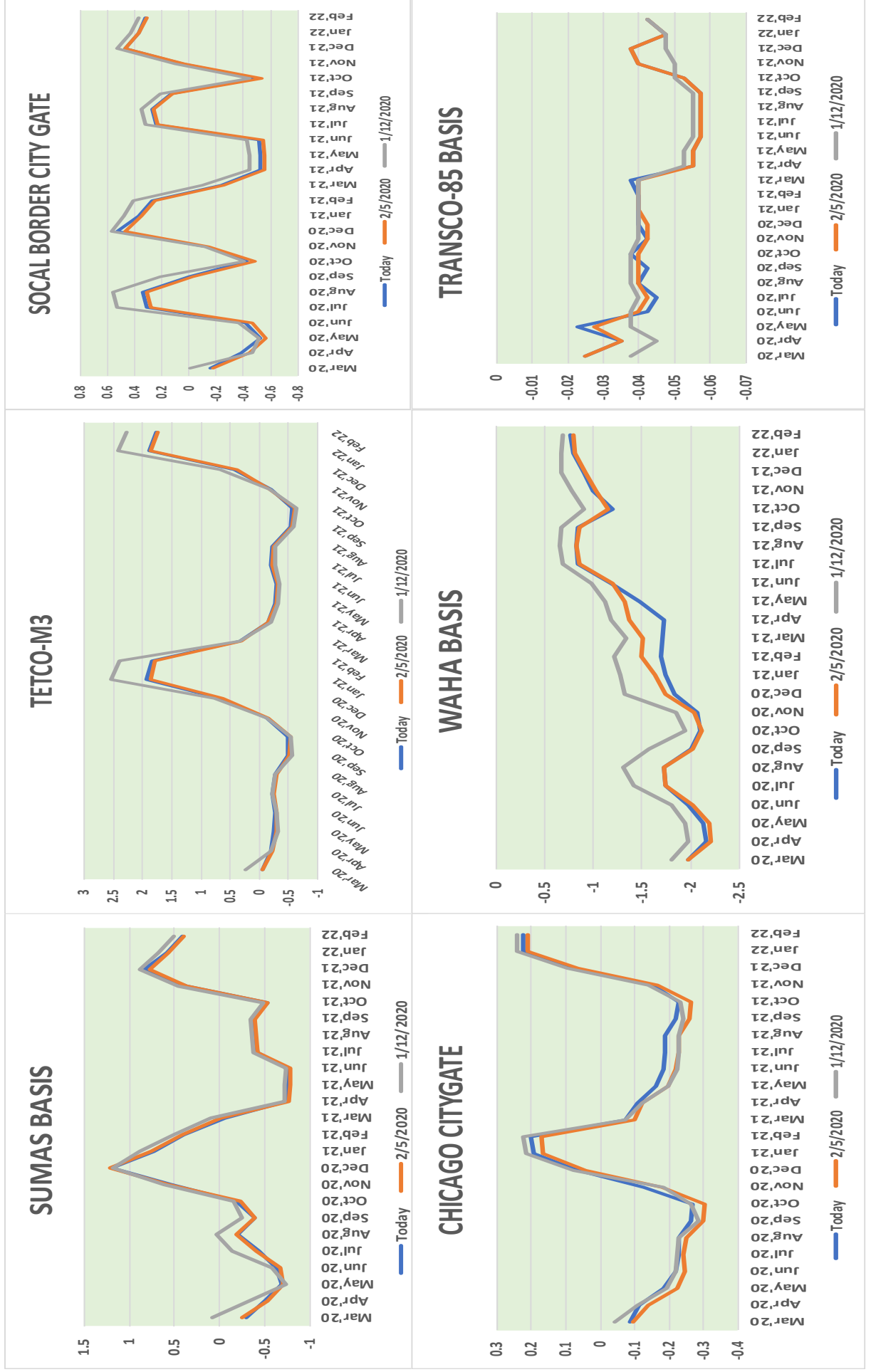
SCALED SNOW PRECIPITATION





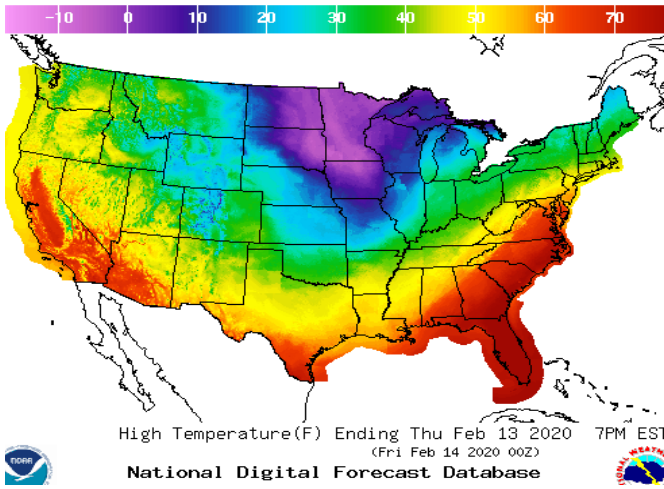
NATURAL GAS NEWS

NATURAL GAS BASIS FUTURES

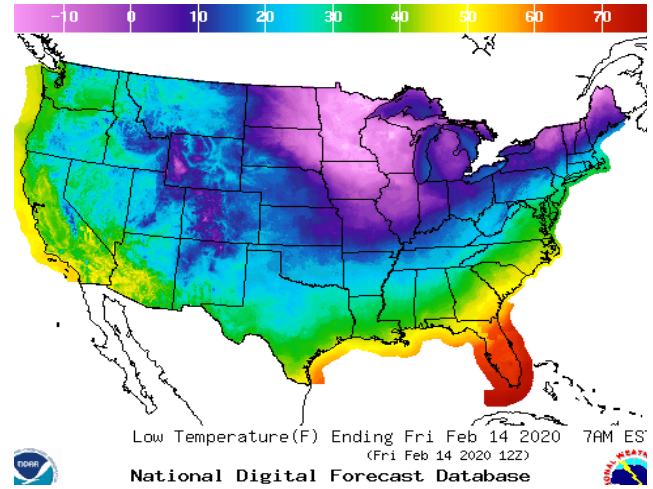


WEATHER – HIGH/LOW TEMPERATURE – TOMORROW

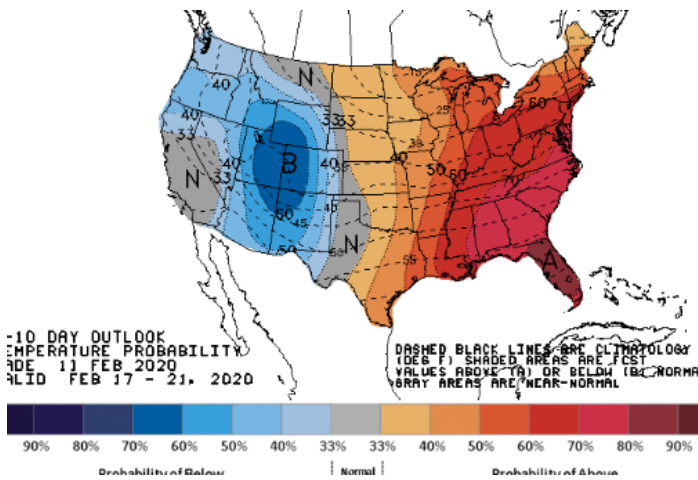
HIGH Temperature



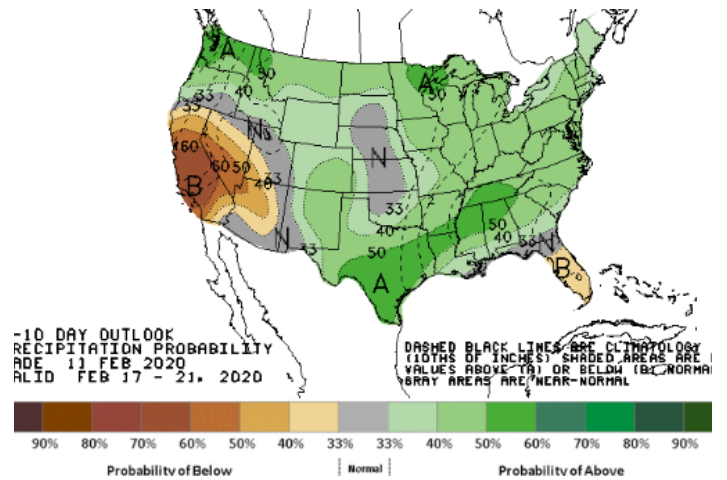
LOW Temperature



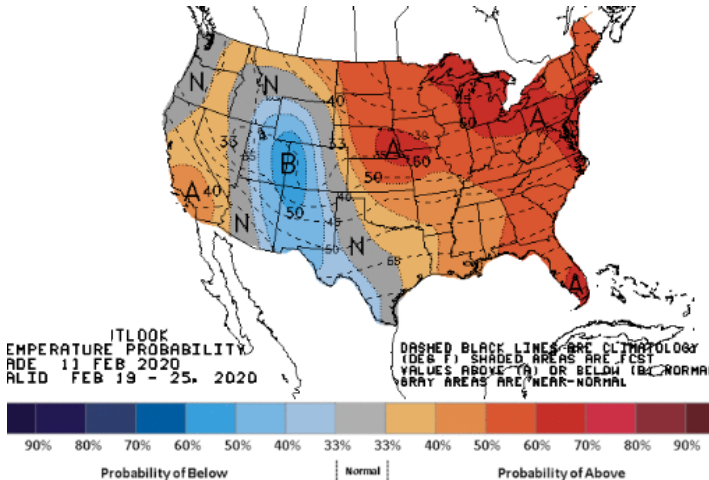
WEATHER – 6 TO 10 DAY OUTLOOK – NOAA
Temperature



Precipitation



WEATHER – 8 TO 14 DAY OUTLOOK – NOAA
Temperature



Precipitation

