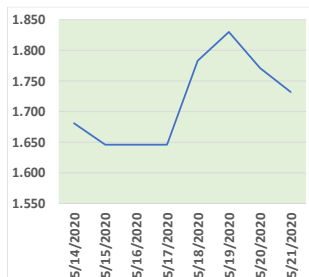


# NATURAL GAS



MAY 21TH, 2020

## Last Week's Prompt NYMEX



## NYMEX NG Futures

Month	Close	Change
May-20	1.943	(0.054)
Jun-20	2.005	0.008
Jul-20	2.092	0.032
Aug-20	2.392	0.243
Sep-20	2.789	0.355
Oct-20	2.932	0.120
Nov-20	2.894	(0.058)
Dec-20	2.771	(0.142)
Jan-21	2.504	(0.285)
Feb-21	2.475	(0.040)
Mar-21	2.513	0.028
Apr-21	2.557	0.033
May-21	2.565	(0.004)
Jun-21	2.544	(0.031)
Jul-21	2.560	0.004
Aug-21	2.609	0.038
Sep-21	2.747	0.126
Oct-21	2.621	0.355
Nov-21	2.760	0.120
Dec-21	2.866	(0.058)
Jan-22	2.828	(0.142)
Feb-22	2.687	(0.285)
Mar-22	2.327	(0.040)
Apr-22	2.294	0.280
1YR STRIP	2.495	0.018
2020	2.483	0.019



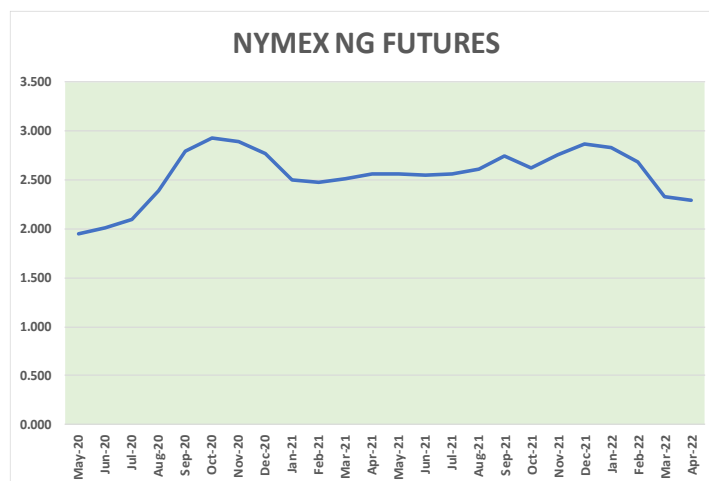
## IN THE NEWS

**Natural Gas Drillers Face Price Meltdown As Storage Fills Fast**— Natural gas, the poster child of the fossil fuel industry and the bridge fuel to a renewable future, has suffered its fair share of problems amid the coronavirus pandemic. And it may suffer the same fate as oil, at least when it comes to storage. It may also suffer the same fate with regards to negative prices.

- **Natural Gas Drillers Face Price Meltdown As Storage Fills Fast**
- **U.S. natgas futures jump over 10% as output slows**

For now, natural gas is faring better than oil in terms of prices and loss of demand. According to an analysis from Wood Mackenzie's Kristy Kramer, Head of Global Gas Market Research, gas demand has fallen by just 2 percent since the start of the crisis, compared with 6 percent for oil. That's thanks to sustainable demand from several industry sectors, notably power generation and heating. However, prices have plummeted because the outbreak came amid an already oversupplied gas market, pretty much the same as the oil market. Besides, Kramer notes, gas storage was already getting full because of the mild winter. Now it is likely to get fuller. For more on this story visit ENR.com or click <https://bit.ly/3q9JbPk>.

**U.S. natgas futures jump over 10% as output slows**— May 18 (Reuters) - U.S. natural gas futures jumped over 10% on Monday on slowing output as energy firms shut wells and slash spending on new oil drilling after crude prices sank earlier this year due to coronavirus-led demand destruction. Those oil wells also produce a lot of gas. Front-month gas futures for June delivery on the New York Mercantile Exchange (NYMEX) rose 17.1 cents, or 10.4%, to \$1.817 per million British thermal units at 10:26 a.m. EDT (1426 GMT). That puts the contract on track for its biggest one-day percentage gain since January 2019. Last week, however, gas speculators cut their net long positions on the NYMEX and Intercontinental Exchange for the first time in six weeks as government lockdowns to stop the spread of coronavirus cut energy use, causing fuel prices and exports to drop. U.S. crude futures were still down about 50% since the start of the year, even though prices have gained more than 90% over the past four weeks. much higher than the front-month. For more on this story visit reuters.com or click <https://reut.rs/3d39m8k>.



## Prompt Natural Gas (NG) Daily Sentiment

### BEARISH



RESISTANCE

1.993 &amp; 2.077

SUPPORT

1.855 &amp; 1.801

## NATURAL GAS

Futures	Close	Change
NG	1.732	(0.049)
Volume	19,407	19,407
Open Int.	35,829	(27,794)

## Contact Us



### Mansfield Energy Corp

1025 Airport Pkwy  
Gainesville, GA 30501

[www.mansfield.energy](http://www.mansfield.energy)

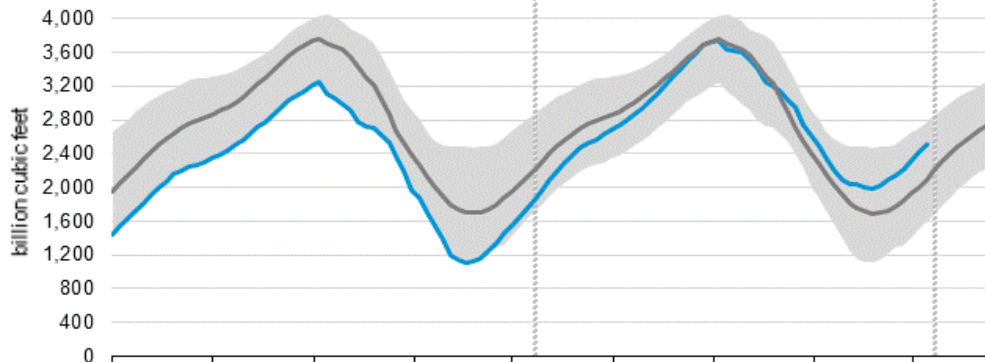
[info@mansfieldoil.com](mailto:info@mansfieldoil.com)

Phone: (800) 695-6626

## NATURAL GAS NEWS



## WEEKLY GAS IN UNDERGROUND STORAGE WITH 5-YR RANGE



for week ending May 15, 2020 | Released: May 21, 2020 at 10:30 a.m. | Next Release: May 28, 2020

### EIA Weekly NG Storage Actual and Surveys for May 21st, 2020

Released May 21st, 2020

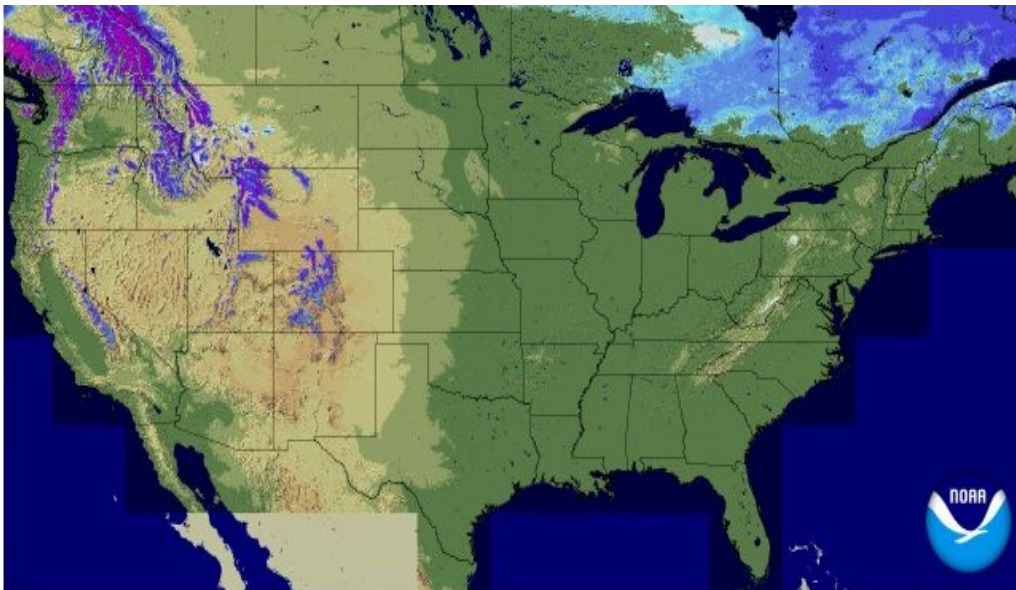
Range — +73 to +97

PointLogic— +73

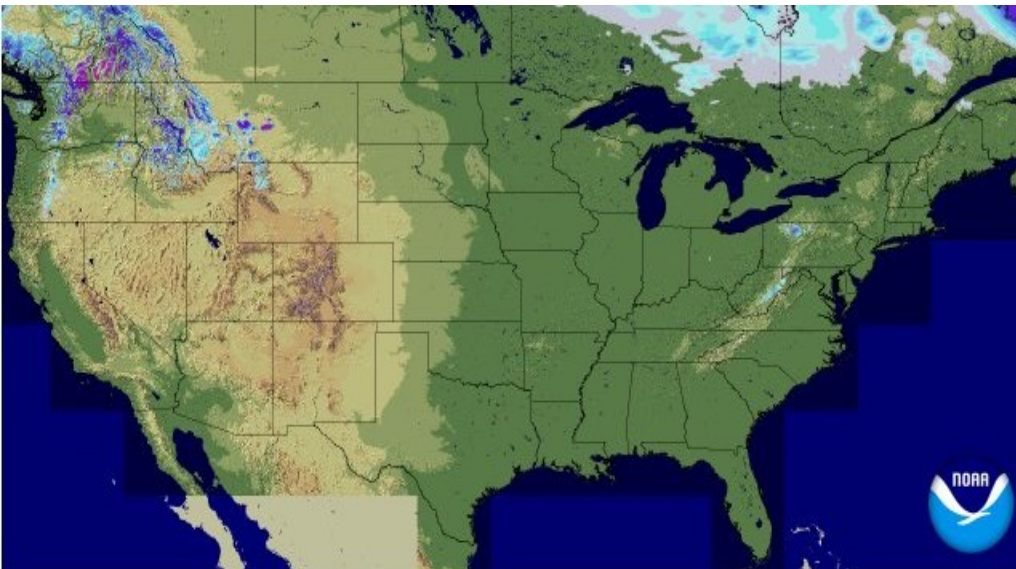
CITI — +81

Refinitiv — +87

## OBSERVED SNOW DEPTH



## SCALED SNOW PRECIPITATION



### Total Working Gas In Storage

## 2,503 BCF

+81 BCF (LAST WEEK)

+779 BCF (LAST YEAR)

+407 BCF (5-YR AVG)

### U.S. Natural Gas Supply Gas Week 5/07 — 5/13

Average daily values (BCF/D):

Last Year (BCF/d)

Dry Production — +89.3

Total Supply — +93.7

Last Week (BCF/d)

Dry Production — +91.6

Total Supply — +95.2

[NEXT REPORT ON May 21st]

### U.S. Natural Gas Demand Gas Week 4/30 — 5/06

Average daily values (BCF/D):

Last Year (BCF/d)

Power — +25.0

Total Demand — +79.8

Last Week (BCF/d)

Power — +24.3

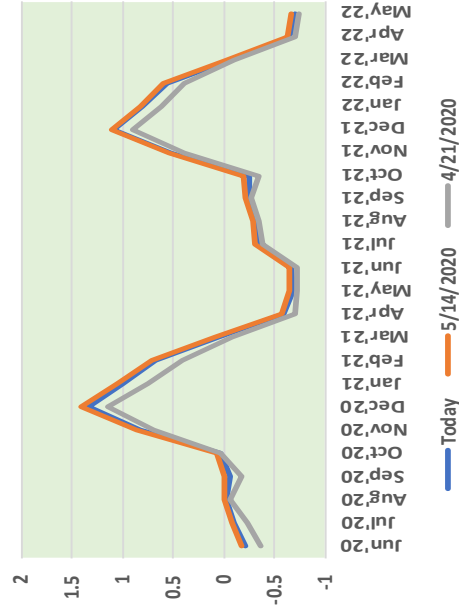
Total Demand — +79.8

[NEXT REPORT ON May 21st]

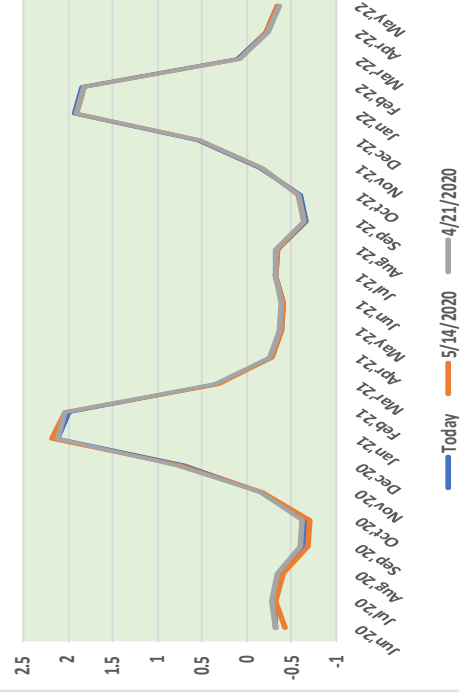
## NATURAL GAS NEWS

## NATURAL GAS BASIS FUTURES

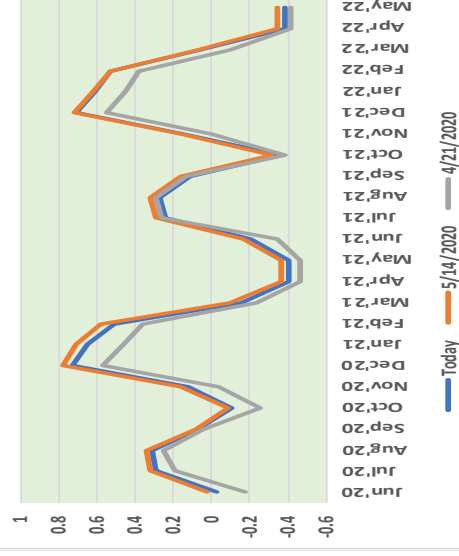
## SUMAS BASIS



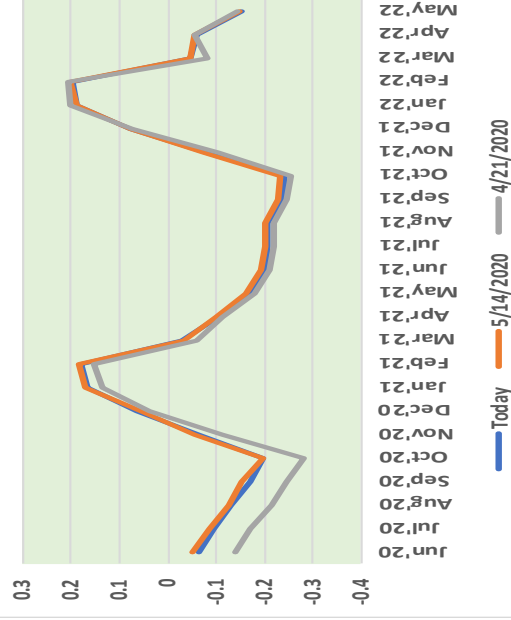
## TETCO-M3



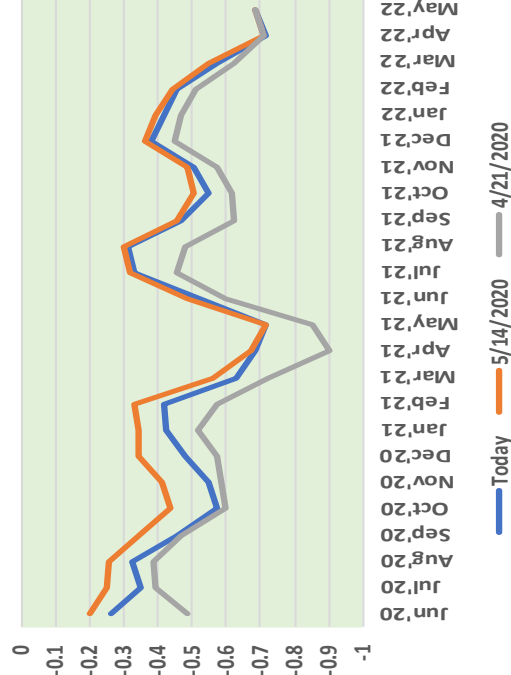
## SOCAL BORDER CITY GATE



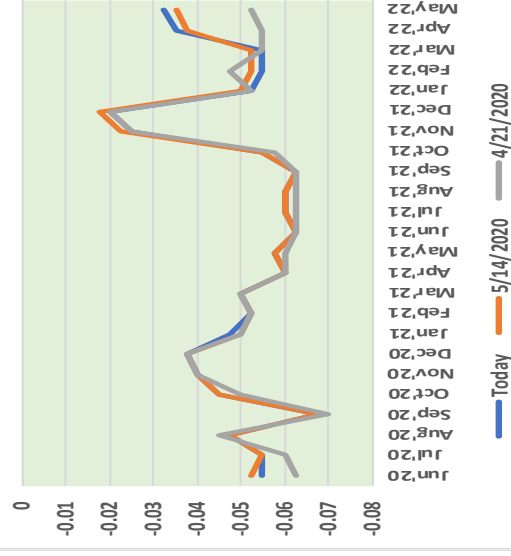
## CHICAGO CITYGATE



## WAHA BASIS

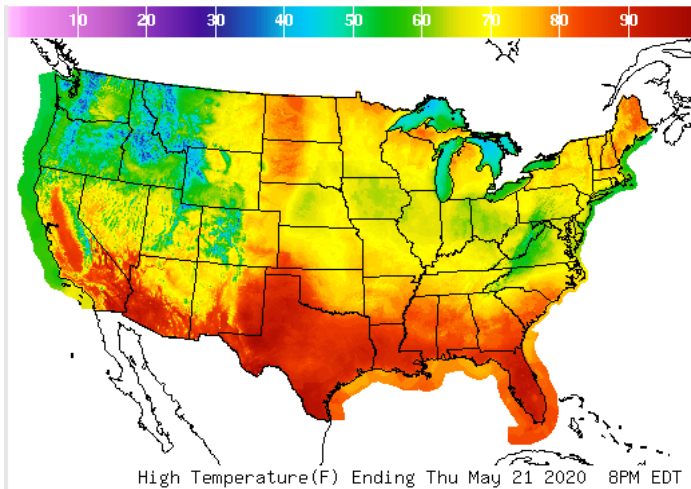


## TRANSCO-85 BASIS

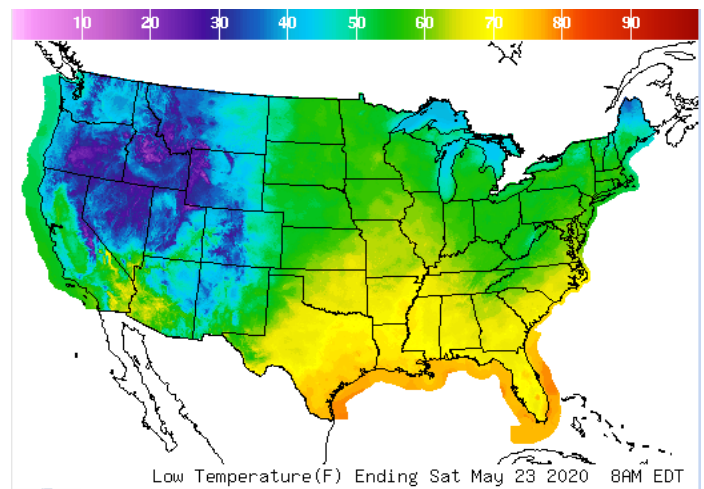
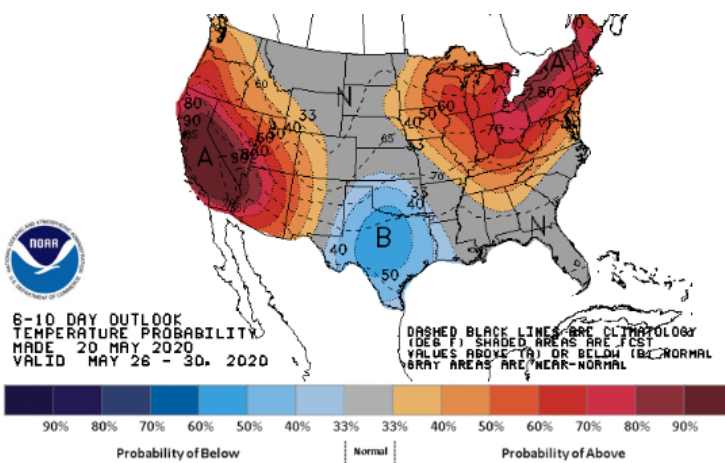


## WEATHER — HIGH/LOW TEMPERATURE — TOMORROW

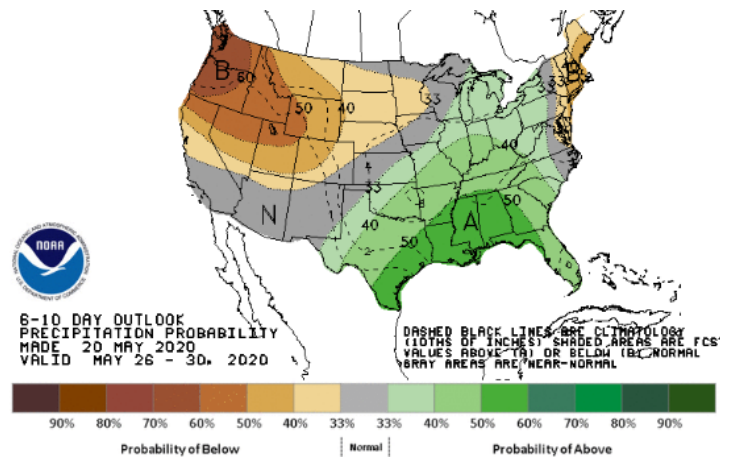
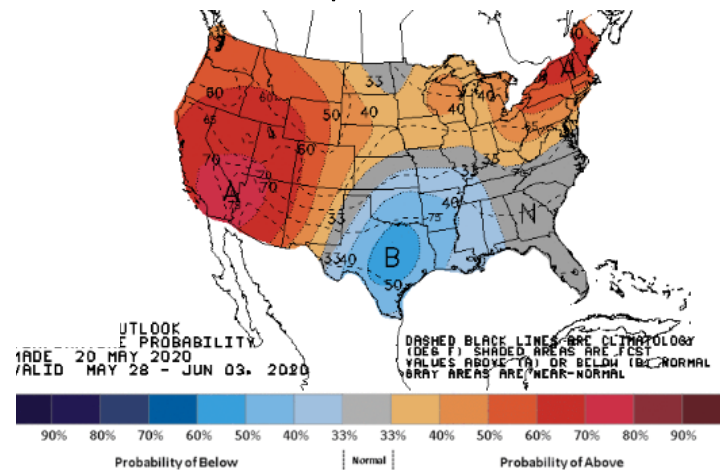
## HIGH Temperature



## LOW Temperature

WEATHER — 6 TO 10 DAY OUTLOOK — NOAA  
Temperature

## Precipitation

WEATHER — 8 TO 14 DAY OUTLOOK — NOAA  
Temperature

## Precipitation

