

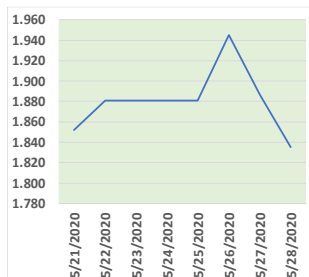
NATURAL GAS



NEWS

MAY 28TH, 2020

Last Week's Prompt NYMEX



NYMEX NG Futures

Month	Close	Change
May-20	2.122	0.053
Jun-20	2.149	0.080
Jul-20	2.472	0.326
Aug-20	2.812	0.363
Sep-20	2.980	0.132
Oct-20	2.913	(0.074)
Nov-20	2.812	(0.137)
Dec-20	2.515	(0.303)
Jan-21	2.502	(0.023)
Feb-21	2.524	0.028
Mar-21	2.590	0.055
Apr-21	2.575	(0.005)
May-21	2.582	(0.004)
Jun-21	2.571	0.006
Jul-21	2.643	0.065
Aug-21	2.760	0.134
Sep-21	2.886	0.125
Oct-21	2.621	0.355
Nov-21	2.760	0.120
Dec-21	2.866	(0.058)
Jan-22	2.828	(0.142)
Feb-22	2.687	(0.285)
Mar-22	2.327	(0.040)
Apr-22	2.294	0.280
1YR STRIP 2020	2.581	0.038
	2.581	0.045

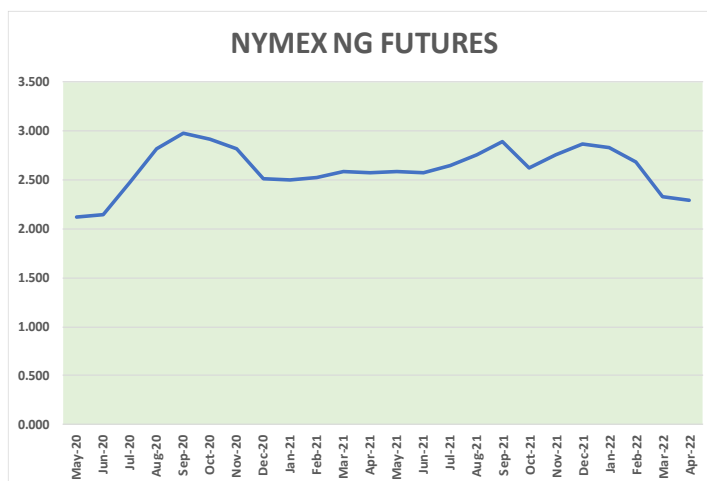
IN THE NEWS

Lawmaker accuses New York, New Jersey of picking Europe over Pa. for their natural gas— A state lawmaker has blasted New York and New Jersey for rejecting a permit for a pipeline that would supply Pennsylvania natural gas to Queens, Brooklyn and parts of Long Island.

- **Lawmaker accuses New York, New Jersey of picking Europe over Pa. for their natural gas**
- **Natural Gas Prices In Europe Could Be Heading Into Negative Territory**

“Our neighboring states thumb their nose at Pennsylvania gas and embrace the purchase of gas from Eastern Europe,” state Sen. Gene Yaw said Friday. He was reacting to the New York Department of Environmental Conservation and New Jersey Department of Environmental Protection rejection of the \$1 billion Williams’ Transco Northeast Supply Enhancement Project. For more on this story visit pennlive.com or click <https://bit.ly/3dnmo0Z>.

Natural Gas Prices In Europe Could Be Heading Into Negative Territory— he next negative prices in energy contracts could soon be seen in European natural gas prices as lockdowns batter demand while storage capacity for the commodity is running out, analysts and traders told Reuters on Friday. “If it will happen today or next week, it’s hard to say. This weekend we have very low demand and strong supply, so weekend prices might go close to negative,” a European gas trader told Reuters. Prices at the Dutch TTF hub and the prompt UK wholesale gas prices have recently slumped by 20-30 percent to low single-digits, and there is a risk that they may go negative because gas demand in Europe is still very weak while storage is close to capacity. UK prices once turned negative in October 2006, when the new Langede pipeline from Norway boosted supply at a time when UK gas storage capacity was 96 percent full. Earlier this month, ENN Energy Holdings, one of China’s largest natural gas distributors, said it was not ruling out the possibility that natural gas prices could follow last month’s WTI Crude move and flip to negative because of insufficient storage. For more on this story visit oilprice.com or click <https://bit.ly/3et6Poy>.



Prompt Natural Gas (NG) Daily Sentiment

BEARISH



RESISTANCE

1.954 & 2.023

SUPPORT

1.842 & 1.799

NATURAL GAS

Futures	Close	Change
NG	1.835	(0.042)
Volume	117,009	117,009
Open Int.	351,093	253,470

Contact Us



Mansfield Energy Corp

1025 Airport Pkwy
Gainesville, GA 30501

www.mansfield.energy

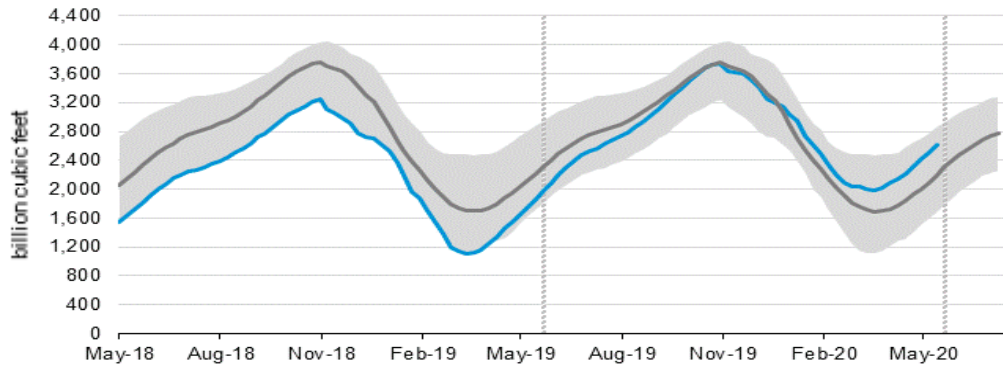
info@mansfieldoil.com

Phone: (800) 695-6626



NATURAL GAS NEWS

WEEKLY GAS IN UNDERGROUND STORAGE WITH 5-YR RANGE

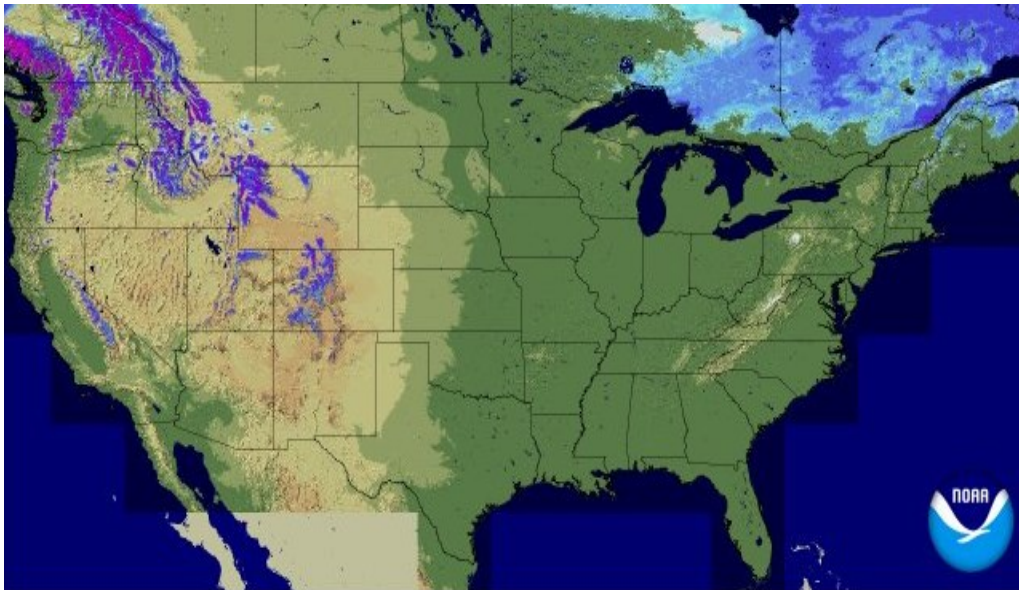


for week ending May 22, 2020 | Released: May 28, 2020 at 10:30 a.m. | Next Release: June 4, 2020

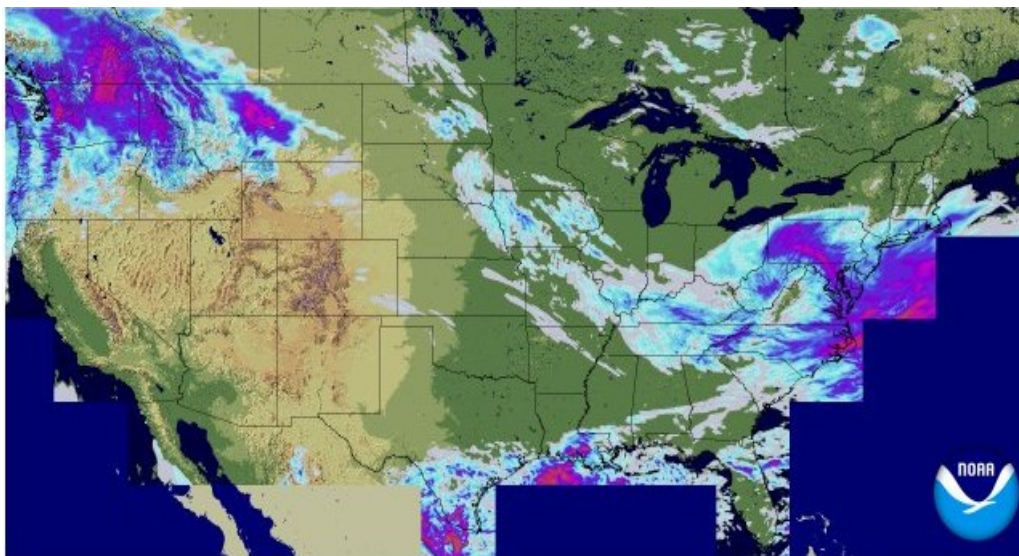
EIA Weekly NG Storage Actual and Surveys for May 28th, 2020

Released May 28th, 2020
 Range — +99 to +126
 PointLogic — +112
 CITI — +126
 Refinitiv — +103

OBSERVED SNOW DEPTH



SCALED NON-SNOW PRECIPITATION



Total Working Gas In Storage

2,612 BCF

+109 BCF (LAST WEEK)
 +778 BCF (LAST YEAR)
 +423 BCF (5-YR AVG)

U.S. Natural Gas Supply Gas Week 5/14 — 5/20

Average daily values (BCF/D):
Last Year (BCF/d)
 Dry Production — +88.5
 Total Supply — +92.9
Last Week (BCF/d)
 Dry Production — +91.8
 Total Supply — +96.1

[NEXT REPORT ON May 28th]

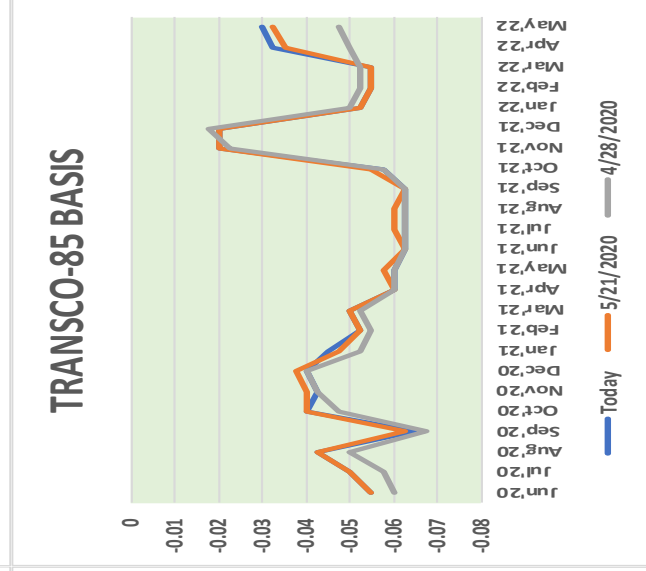
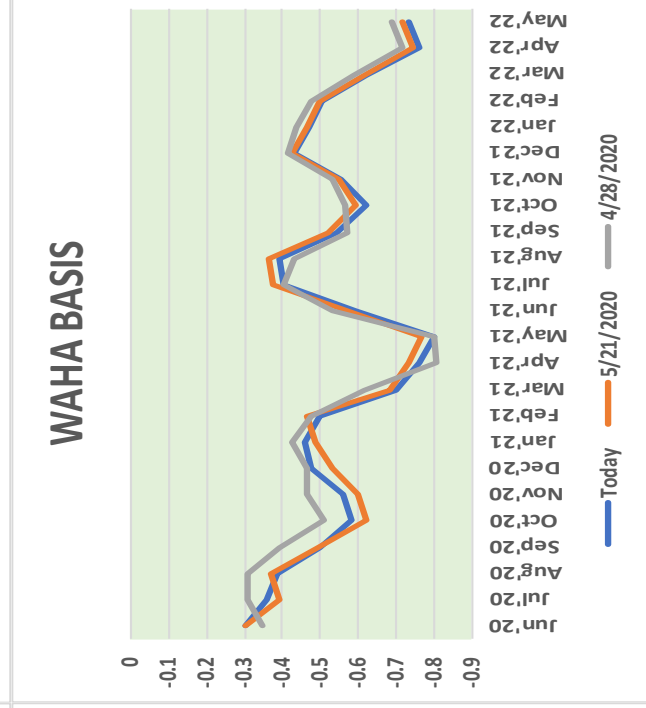
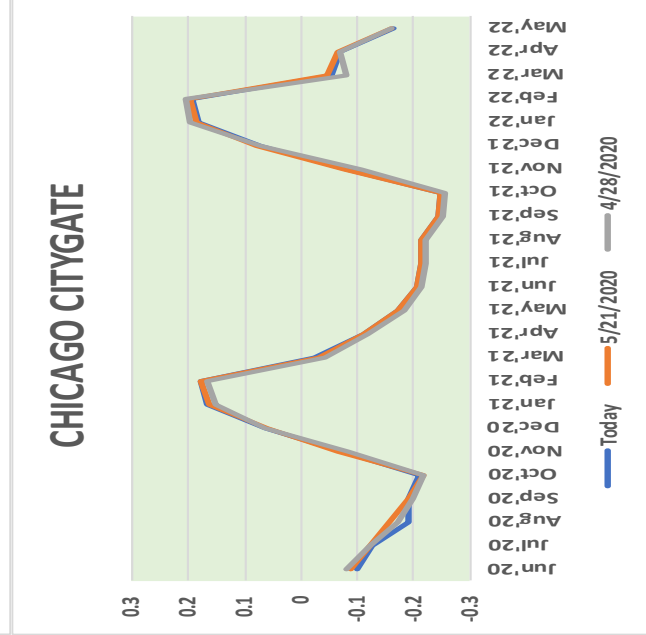
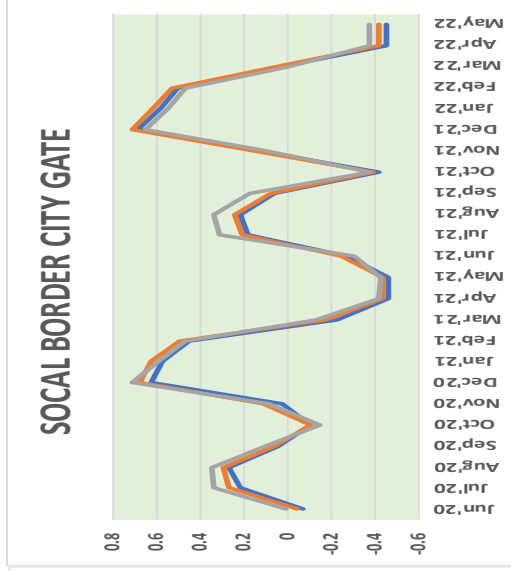
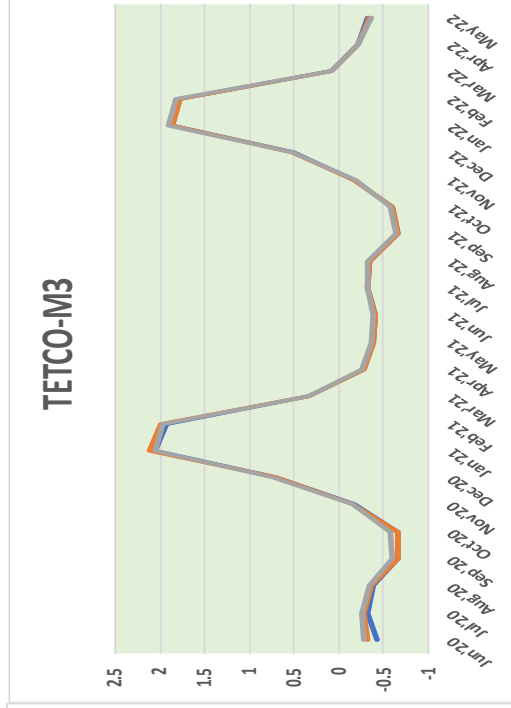
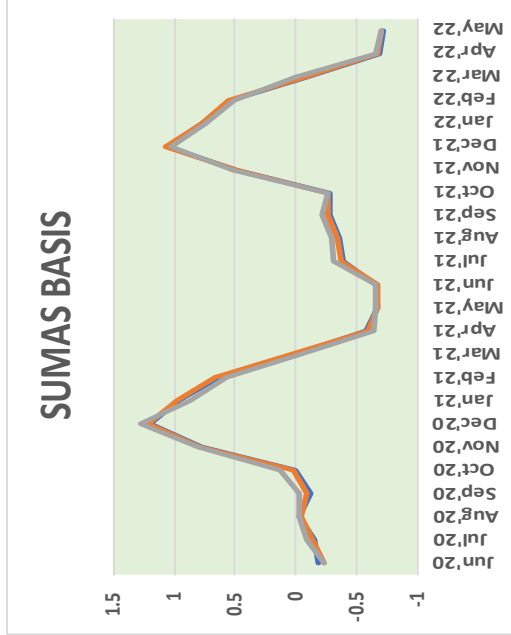
U.S. Natural Gas Demand Gas Week 5/14 — 5/20

Average daily values (BCF/D):
Last Year (BCF/d)
 Power — +26.1
 Total Demand — +76.5
Last Week (BCF/d)
 Power — +24.1
 Total Demand — +85.2

[NEXT REPORT ON May 28th]

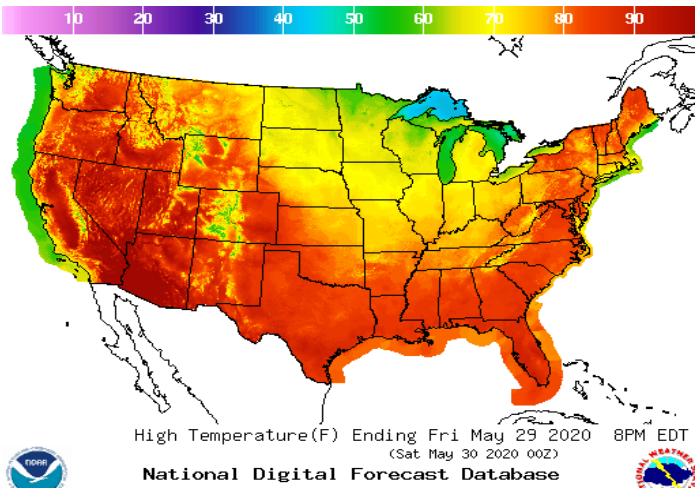
NATURAL GAS NEWS

NATURAL GAS BASIS FUTURES

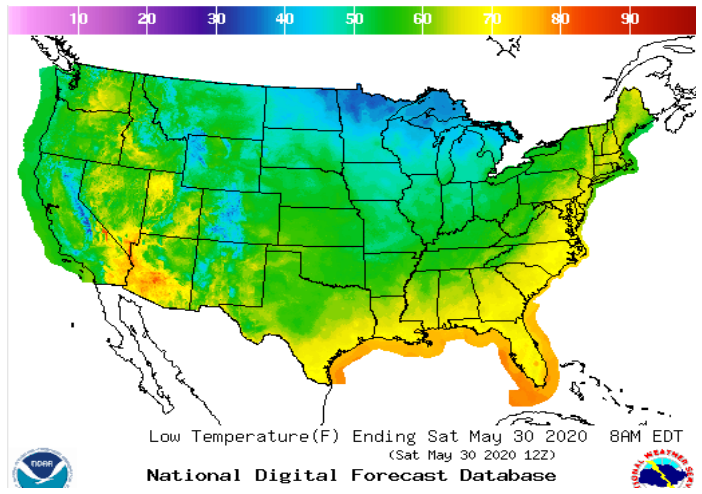


WEATHER – HIGH/LOW TEMPERATURE – TOMORROW

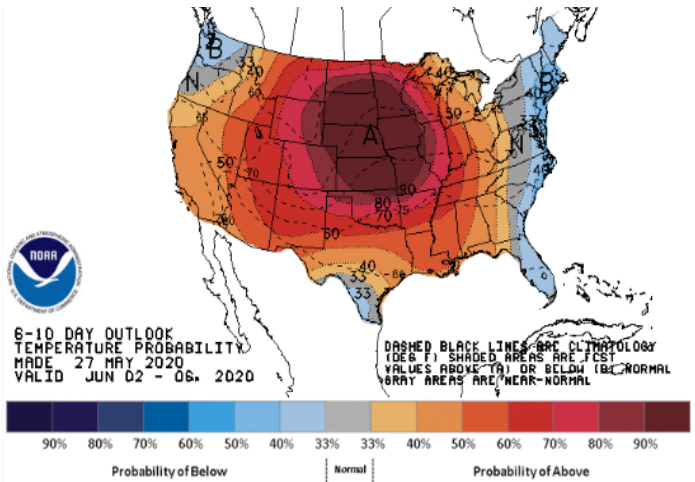
HIGH Temperature



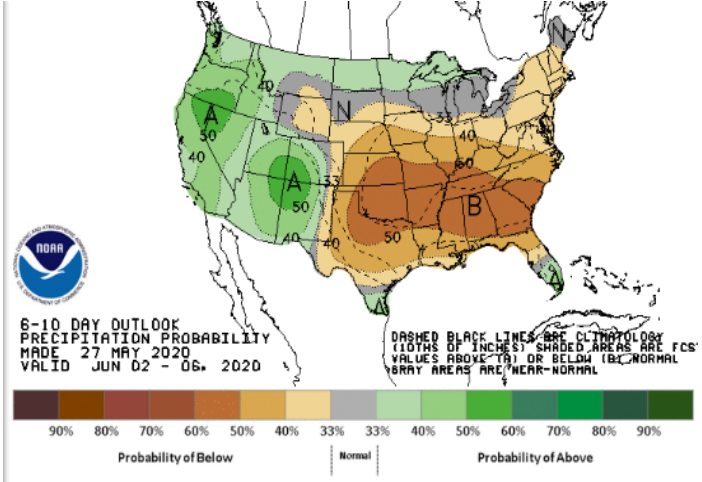
LOW Temperature



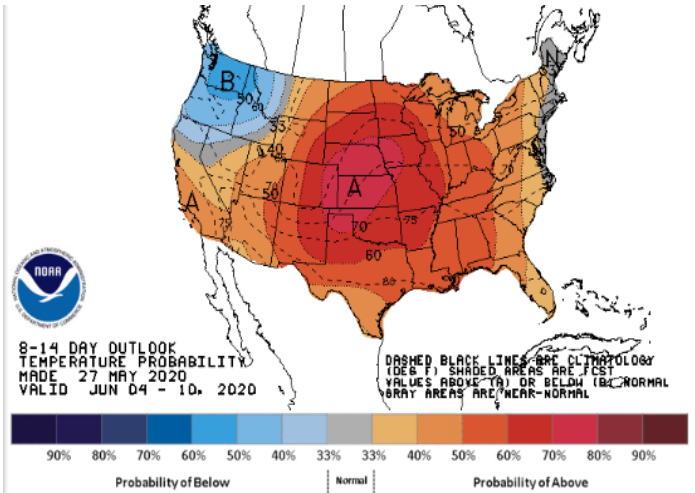
WEATHER – 6 TO 10 DAY OUTLOOK – NOAA
Temperature



Precipitation



WEATHER – 8 TO 14 DAY OUTLOOK – NOAA
Temperature



Precipitation

