



PYROTENAX MI CABLE EXPANSION AND VIBRATION

On occasion it is necessary to provide for expansion of a cable operating under abnormal temperature conditions, or to prevent mechanical damage which may result from the relative movement of different items of equipment traversed by a cable.

Conditions encountered in commercial applications can be satisfied by providing, between securing clips or other fixation methods, a right angle bend (Fig. 1), two right angle bends (Fig. 2), or one semicircular bend and two 45° angle bends (Fig. 3) in the cable, whichever is most appropriate for a particular installation.

For MI cable the bending radius should not be less than six times the cable diameter for cables up to 0.75 inch (19 mm) diameter and 12 times the cable diameter for cables greater than 0.75 inch (19 mm) diameter. Where the termination is subject to vibration, an expansion loop as shown in Fig. 4 is recommended.

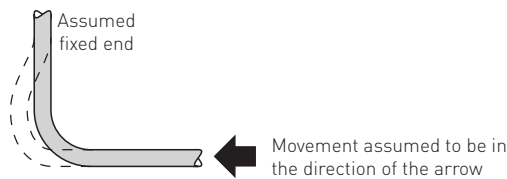


Fig. 1 Single right angle bend

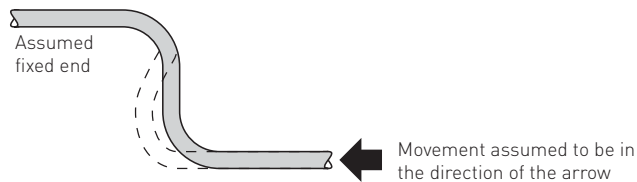


Fig. 2 Two right angle bends

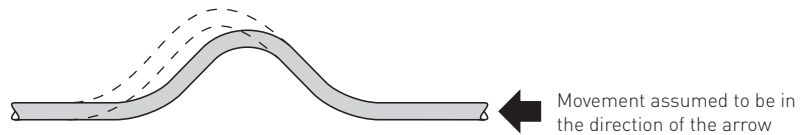


Fig. 3 One semicircular bend

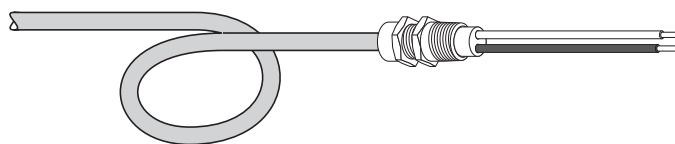


Fig. 4 Expansion loop on termination end



WWW.PENTAIRTHERMAL.COM

NORTH AMERICA

Tel: +1.800.545.6258
Fax: +1.800.527.5703
Tel: +1.650.216.1526
Fax: +1.650.474.7711
thermal.info@pentair.com

EUROPE, MIDDLE EAST, AFRICA

Tel: +32.16.213.511
Fax: +32.16.213.603
thermal.info@pentair.com

ASIA PACIFIC

Tel: +86.21.2412.1688
Fax: +86.21.5426.2917
cn.thermal.info@pentair.com

LATIN AMERICA

Tel: +1.713.868.4800
Fax: +1.713.868.2333
thermal.info@pentair.com

Pentair and Pyrotenax are owned by Pentair or its global affiliates. All other trademarks are the property of their respective owners. Pentair reserves the right to change specifications without prior notice.

© 2004-2013 Pentair.