

*rego*University 2017


# Agile Management | Integration Best Practices

Your Guide: Joshua Leone, Rob Greca



# Introductions

- Take 5 Minutes
- Turn to a Person Near You
- Introduce Yourself



# Agenda

- Where Are You?
- Why?
- The Agile players
- Tools for integrating
- The Rego way



# Where Are You In Agile Journey?

- What % of Your Organization is Agile?
  - <10%
  - 10-50%
  - 50-75%
  - >75%
- What Challenges Do You Face with Bi-Modal?
- How Many Have or Have Planned Agile Integrations?
  - Have? To What Tools?
  - Planned? To What Tools?

# Why An Agile Integration?






















- KEY: Understand your business case
  - No integration will solve an undefined business case
  - Be prepared to make concessions
- For Those That Have or Plan Agile Integrations:
  - Why?
  - Do you want data for capitalization?
  - Do you want to monitor data for progress?
  - Do you want consolidated reporting?

# Why – Capitalization

- At what level of detail do you want to capitalize time?
- Highest level – bucket task
  - Single, generic task per project
- Middle level – feature or story (Rego Recommended)
  - Time rolls up in your Agile tool to a feature or story. Import those as tasks
  - Strikes a good balance between getting required financial data and monitor at projects at a high level
- Lowest level – all tasks
  - As time is logged on Agile tasks, those are imported one-one.
  - Too much detail!

# Why – Monitor Data Progress

- How healthy is my Agile project?

Project Sprint Hierarchy 						
Project / Sprint / Story ▲	Finish Date	Total Points	Points Complete	Points Remaining		% Complete
Web Based Trading	11/22/16	98	48	50		49%
Backlog	11/22/16	14	3	11		21%
As a customer, the checkout process should be easy and must accept 3 forms of payment -- cash, credit, paypal	11/22/16	3	3	0		100%
Create new user	11/22/16	3	0	3		0%
Modify user rights	11/22/16	8	0	8		0%
Sprint 1 (WBT)	9/30/16	55	26	29		47%
A user needs to create a spider chart	9/30/16	5	0	5		0%
A user needs to create column charts	9/30/16	5	5	0		100%
As a user I would like to export reports	9/30/16	4	0	4		0%
Change user rights	9/30/16	5	5	0		100%
Create an option trade	9/30/16	3	3	0		100%
Delete user	9/30/16	3	0	3		0%
Make a stock trade	9/30/16	3	0	3		0%
Modify a stock trade	9/30/16	5	5	0		100%
Modify an option trade	9/30/16	3	3	0		100%
Modify user	9/30/16	8	0	8		0%
Recall a stock trade	9/30/16	3	0	3		0%
Recall an option trade	9/30/16	5	5	0		100%
Secure a new user	9/30/16	3	0	3		0%
Sprint 2	10/14/16	29	19	10		66%

# Why – Consolidated Reporting

- Consolidate data
- Use one system for status reports
- Leverage the power of CA PPM to get the right data to the right people

# The Agile Players – Industry Leaders




Rego has you covered!

# The Agile Players – Noise Makers



# The Agile Players - Dinosaurs



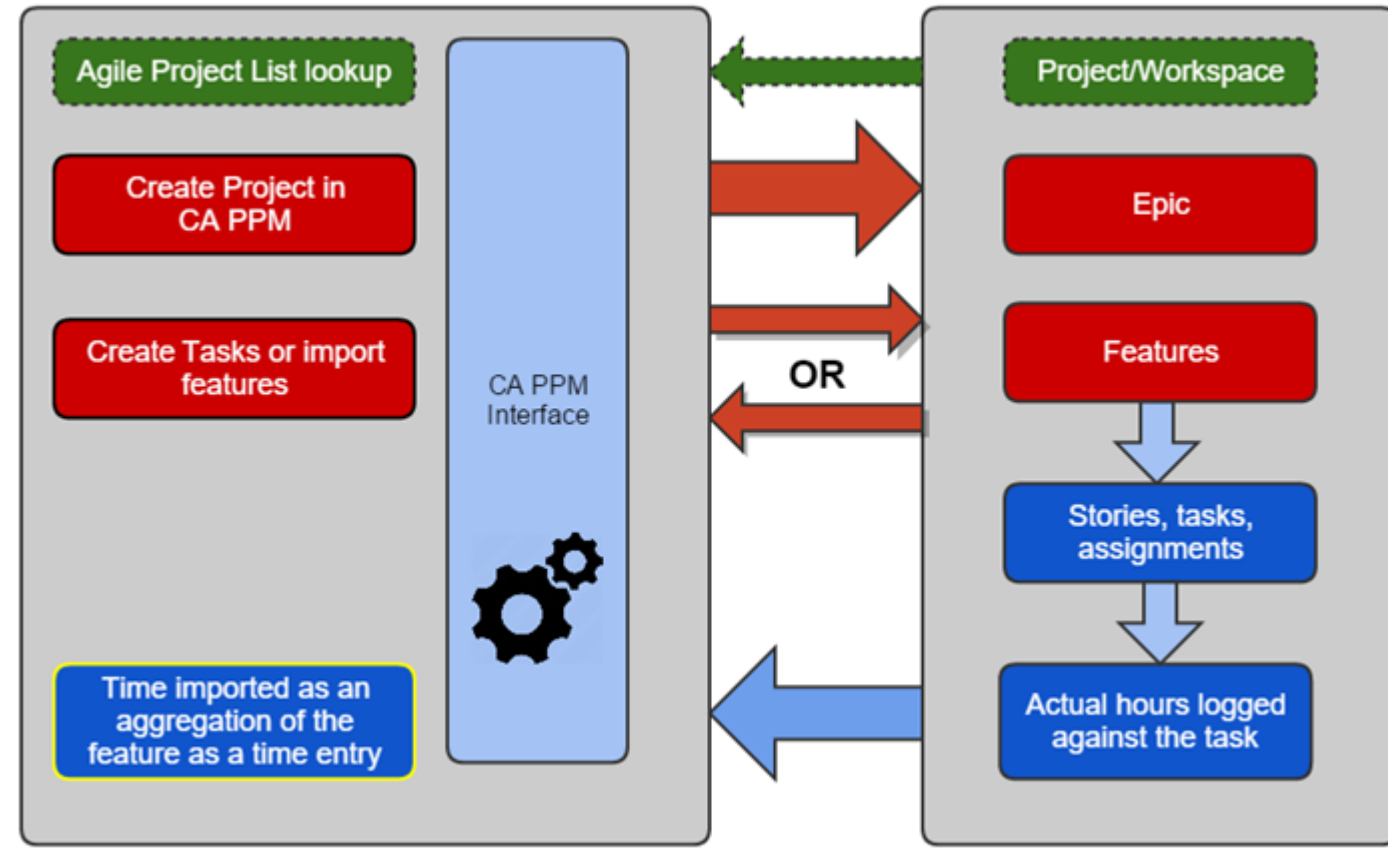
# Tools for Integrating

Solution Type	Restrictions	Flexibility	Cost
Out of the box	Rally/CAAC	Low	Free
Middleware	Medium	Medium	Expensive
Point to point	Few	High	*Minor

- Cost is generically associated to knowing your business case.
- Any integration can spiral out of control

# The Rego Way

- The Rego way is just one way
  - Coming Soon... SAFe
- Find your balance
- Tailor to your needs
- Establish
  - Business goal
  - Mapping
  - Triggers
  - Timing
- Reap the benefits of accurate data



# Questions?



*rego*University 2017

Let Rego be your guide.

# Thank You For Attending regoUniversity

## Instructions for PMI credits

- Access your account at pmi.org
- Click on **Certification**
- Click on **Maintain My Certification**
- Scroll down to **Report PDU's**
- Click on Course Training (or other appropriate category)
- Enter **Rego Consulting**
- Enter Activity- **Enter Name of Course**
- Enter **Description**
- Enter **Date Started**
- Enter **Date Completed**
- Provide Contact Person **Name of Person to Contact**
- Provide Contact E-Mail **E-Mail of Person to Contact**
- Enter Number of **PDU's Claimed** (1 PDU per course hour)
- Click on the **I agree this claim is accurate box**
- Click **Submit** button



Let us know how we can improve!  
Don't forget to fill out the class survey.



### Phone

888.813.0444



### Email

[info@regouniversity.com](mailto:info@regouniversity.com)



### Website

[www.regouniversity.com](http://www.regouniversity.com)