



rego*U*niversity 2019

SAN DIEGO

Rally | Demo

Your Guides: Rob Greca and Alyson Poston

Agenda

- The Rally Software advantage
- Some context
- Demo
 - Key dashboards/output
 - Setup/administration
 - The user experience
 - Team level capabilities
 - Scaled Agile Methods
 - Advanced Reporting
 - Other helpful features
- Connecting to other tools

Rally Software Advantage

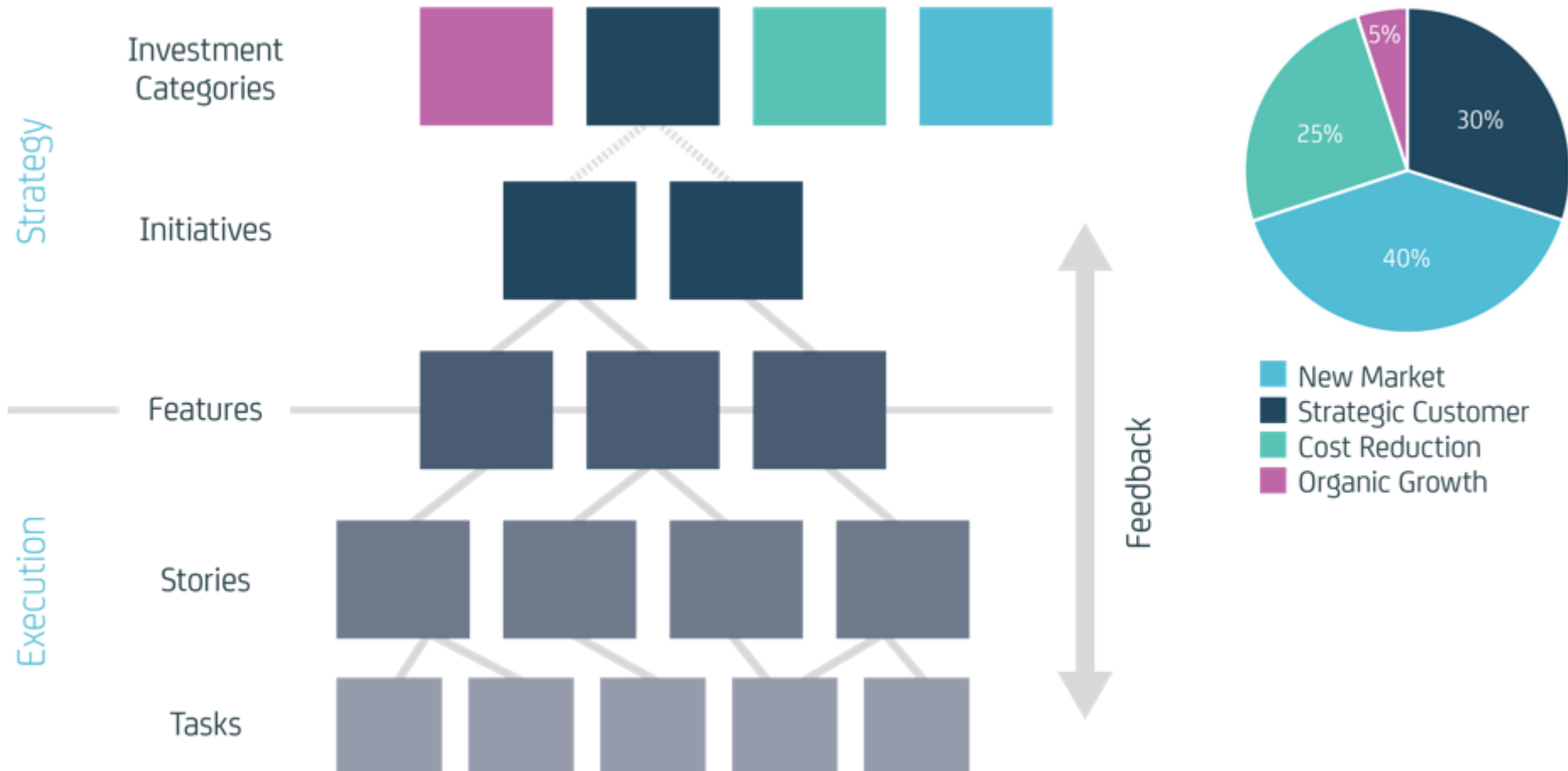
- Leader in analyst rankings; because it was built from the ground up as an Agile tool
- Earliest adopter of scaled agile models
- Portfolio insights right out of the box (no additional plug-ins needed)
- Creates alignment while enabling team autonomy
- Gets you the data and information quickly
- No constraints or issues scaling
- Out-of-the-box integration with leading PPM platform Clarity PPM

Some Background

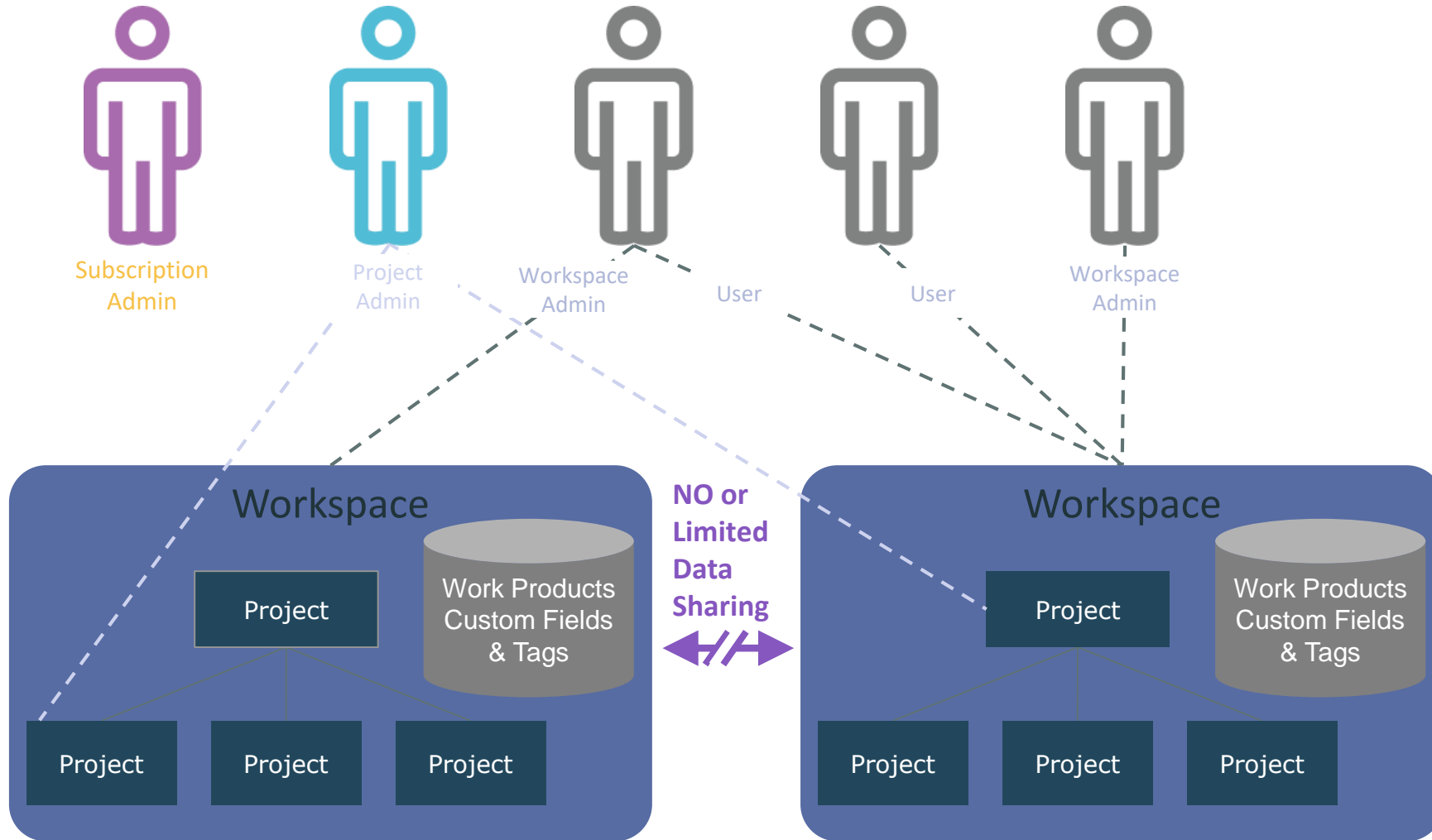
*rego*University 2019

SAN DIEGO

Organizing around your Hierarchy of Work



Workspaces



Security

	ADD USERS	CUSTOMIZE WORKSPACE	CREATE PROJECTS	ADD TEAM MEMBER	CRUD* ARTIFACTS	VIEW ARTIFACTS
Subscription Administrator	X	X	X	X	X	X
Workspace Administrator	X**	X	X	X	X	X
Project Administrator	X**		X	X	X	X
Workspace	Project Editor				X	X
User	Project Viewer					X

* CRUD = Create, Read, Update & Delete

** During subscription setup the Subscription Administrator and/or Project Administrator are able to add users


Demo

*rego*University 2019

SAN DIEGO

Some of the 80+ integrations


Build/Release




CRM/Help Desk



Defects



IDE Connectors




Project Portfolio



Requirements



Source Code



SSO/IAM



Testing



Other integrations and apps can be created

Build custom apps

Rally Software App Catalog
App SDK 2.1
Rally Software app source code on GitHub

Build integrations

Web Services API (WSAPI)
REST Services
.NET
Ruby (rally_api)
Java
Node.js
Python

Thank You For Attending regoUniversity

Instructions for PMI credits

- Access your account at pmi.org
- Click on **Certifications**
- Click on **Maintain My Certification**
- Click on **Visit CCR's** button under the **Report PDU's**
- Click on **Report PDU's**
- Click on **Course or Training**
- Class Name = **regoUniversity**
- Course Number = **Session Number**
- Date Started = **Today's Date**
- Date Completed = **Today's Date**
- Hours Completed = **1 PDU per hour of class time**
- Training classes = **Technical**
- Click on **I agree** and **Submit**



Let us know how we can improve!
Don't forget to fill out the class survey.



Phone

888.813.0444



Email

info@regouniversity.com



Website

www.regouniversity.com