

## Control & Monitor From Anywhere

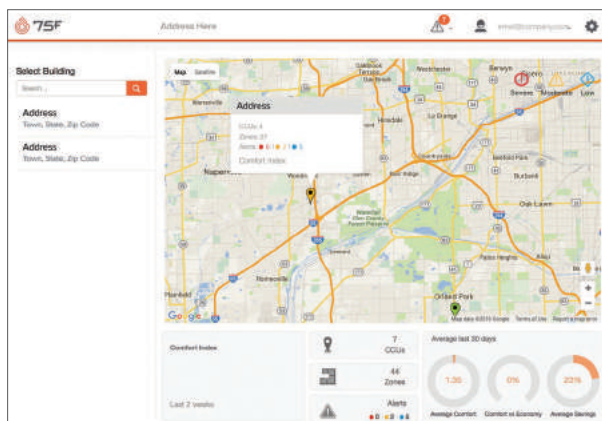
At 75F, we know that monitoring your building is just as important as controlling it. We built Facilisight, a suite of web and mobile apps, to make it as easy as possible for you to oversee and manage the 75F system across all your sites.

We also know it's important for you to be able to access your buildings' data whenever you need it. That's why Facilisight works across iPhone, Andorid, iPad and personal computers.

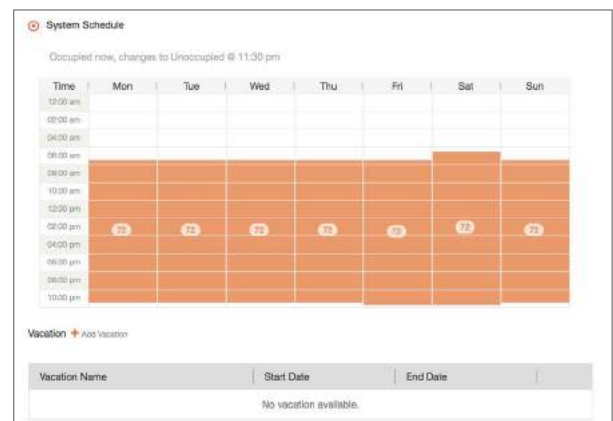


## All Information in One Place

- Heat maps provide instant insight into how your building absorbs and distributes thermal loads throughout the day
- Policy editor allows you to push complex schedules to hundreds of locations with a single click
- Scheduling feature allows you to mark holidays and easily implement energy savings across your entire portfolio
- Use external calendar programs, like Google Calendar, to automatically schedule temperature changes throughout the day
- Manage user settings including editing profiles, passwords and adding or removing additional users



The home page allows you to take in a big picture view of your entire portfolio of buildings, looking at current energy savings, alerts and more.



Schedule your system down to the minute and add vacations to let your system know when the building won't be occupied.



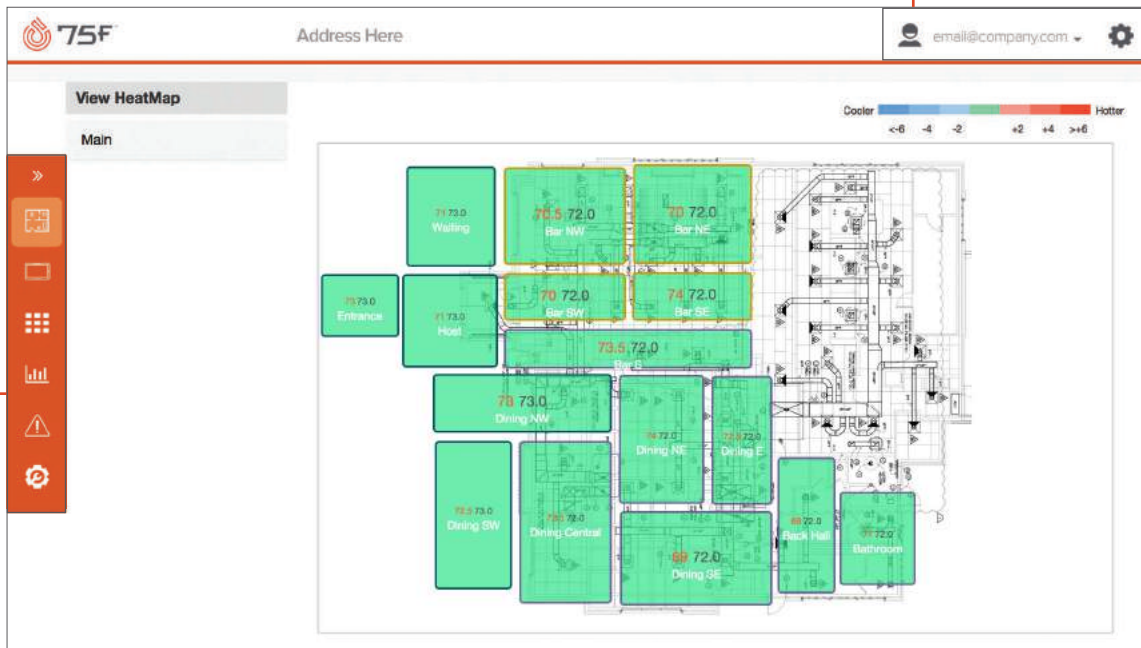
## Manage Users

Adjust user settings here, including editing your own profile, passwords and adding or removing additional users



## Manage Settings

Manager the overall settings for the Facilisight portal



## Heatmap

Receive a live feed of how efficient your building is at any given moment, including what zones are actively heating or cooling and what zones are within the desired temperature range you set.



## Graphs

Create data breakdowns of a myriad of inputs for each zone to get a clear understanding of how your energy is being used, how efficient each zone is, and more.



## System Operations

View the overall system schedule for each building, set vacations and adjust overall preferences zone by zone.



## Alerts

When something goes awry, our software lets you know immediately. View our tiered system of alerts and set notifications for you and your team.



## Zones

Dive into a detailed breakdown of live temperature data for each zone in a particular building and give a zone its own schedule and make adjustments on the fly.



## Settings

Build the zone overlay of your building based on the physical installation of the 75F system that will inform your heat map and data output.