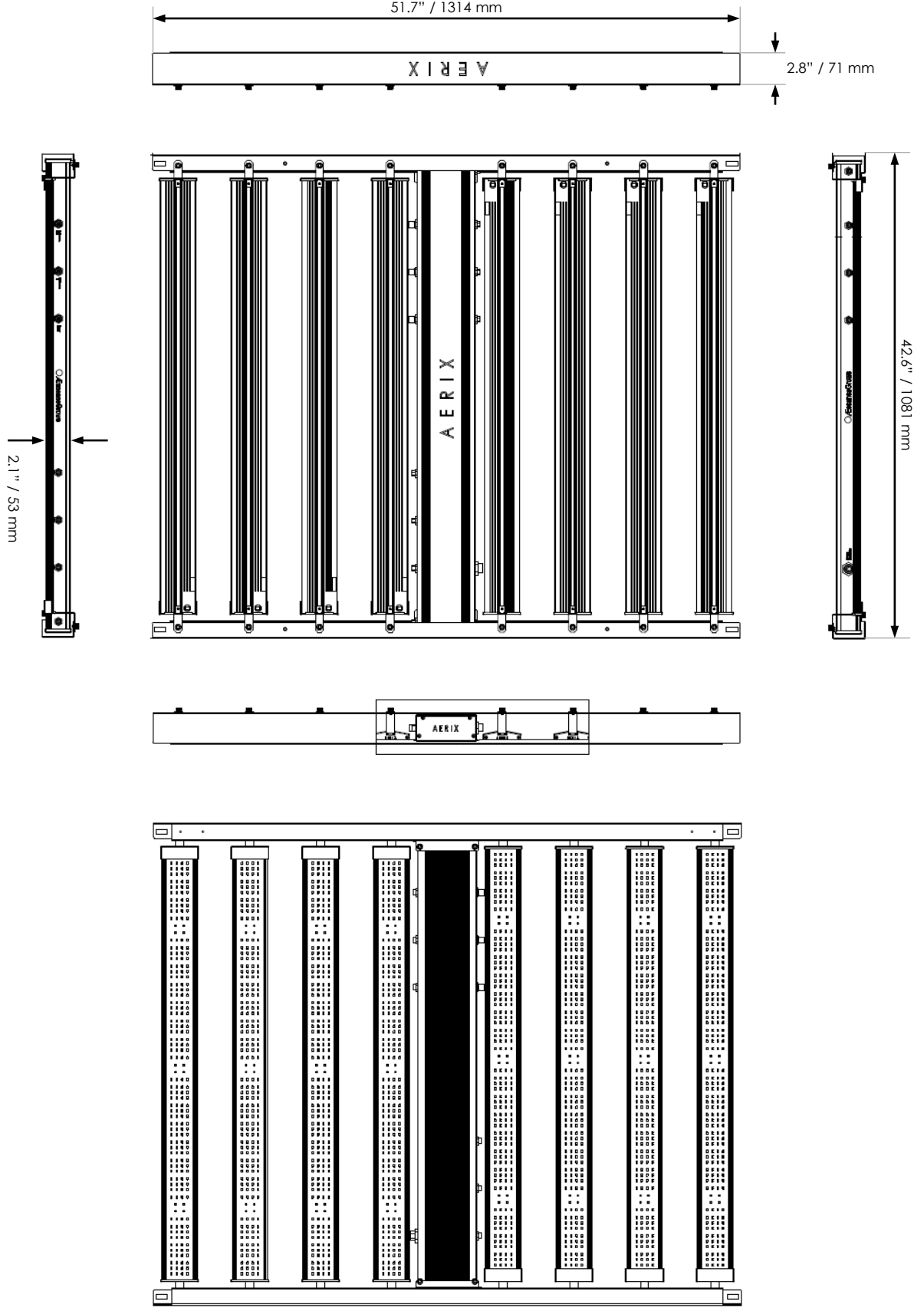




# Aerix

Grow Light, 120V/208V/230V/277V, 700W

## Data Sheet

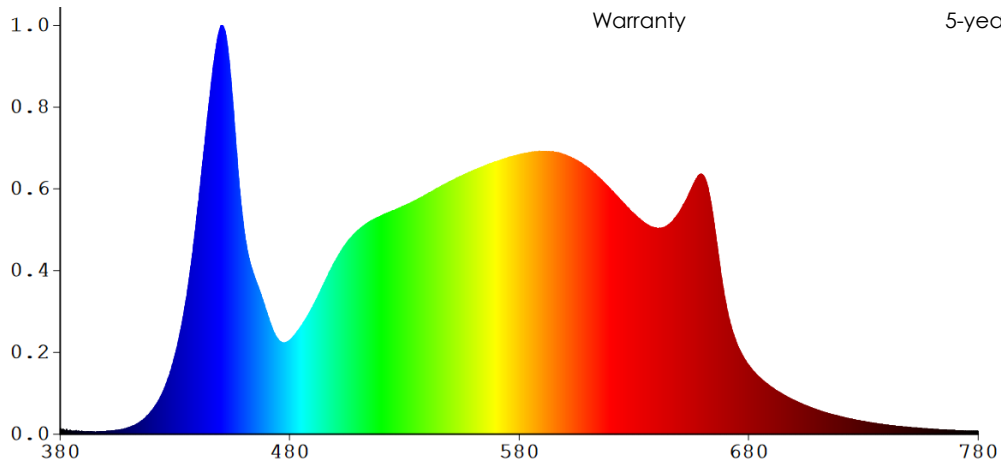


# LBR003 Specifications

	Min	Max
Input Voltage	100 V <sub>AC</sub>	277 V <sub>AC</sub>
Input Frequency	50 Hz	60 Hz
AC Power Draw <sup>1</sup>	680 W	730 W
Heat Output <sup>1</sup>	2,320 BTU/h	2,455 BTU/h
Operating Temperature	-4 °F (-20 °C)	104 °F (40 °C)
Storage Temperature	-40 °F (-40 °C)	140 °F (60 °C)
Power factor	0.95	-
Dimming	0% / 20%	100%

	Value
PPF <sup>1</sup>	1,600 μmol/s
Avg. grouped PPF at 12" <sup>1,2</sup>	1,000 μmol/s/m <sup>2</sup>
Avg. grouped PPF at 20" <sup>1,2</sup>	950 μmol/s/m <sup>2</sup>
Avg. single PPF at 6" <sup>1,3</sup>	940 μmol/s/m <sup>2</sup>
Avg. single PPF at 12" <sup>1,3</sup>	760 μmol/s/m <sup>2</sup>
Uniformity (CV) at 6" <sup>1,4</sup>	0.3
Uniformity (U) at 6" <sup>1,5</sup>	0.3
Comm. Interface	AES Link <sup>6</sup>
Dimensions (L x W x H)	52" x 42" x 2.5" (1328 mm x 1083 mm x 64 mm)
Weight	46 lbs (21 kg)
L70 Rating <sup>7</sup>	180,000 hrs
L90 Rating <sup>8</sup>	58,000 hrs
MTBF <sup>9</sup>	90,000 hrs
Ingress Protection	IP65
UL 1598 Location Rating	Damp
ETL Certification <sup>10</sup>	UL 1598, UL 8750, UL 8800 CSA C22.2 No. 250.0-08 CSA C22.2 No. 250.13-14 IEC 62471
Warranty	5-year standard

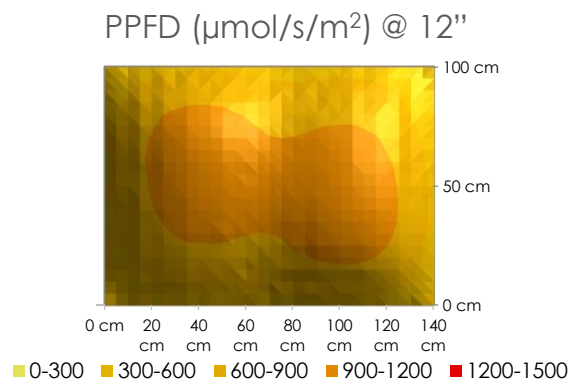
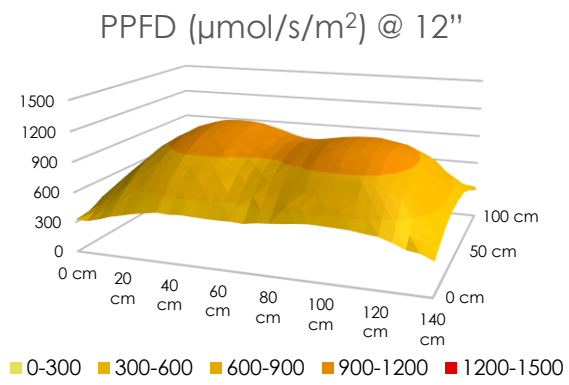
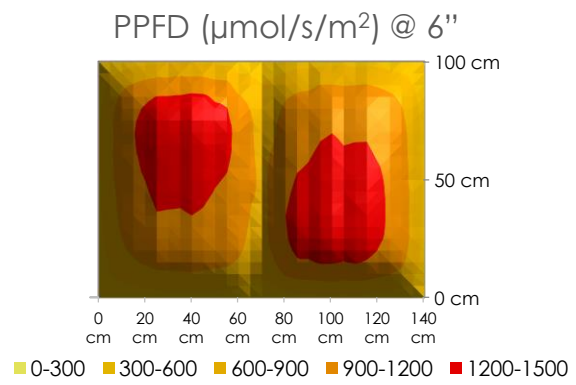
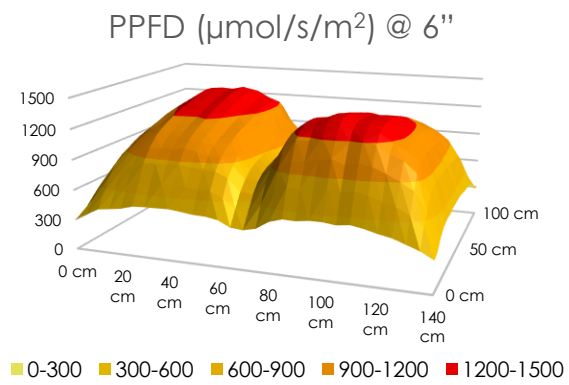
## Spectrum



1. At 100% light intensity
2. Average Photosynthetically Active Photon Flux Density (PPFD) over a 40"x50" grow tray (measured with adjacent lights of the same type)
3. Average Photosynthetically Active Photon Flux Density (PPFD) over a 40"x50" grow tray (measured in isolation, no adjacent grow lights, no reflective walls)
4. Coefficient of Variation over a 40"x50" grow tray (100% intensity, measured in isolation, no adjacent grow lights, no reflective walls)
5. Uniformity expressed as the ratio of the lowest PPFD value and the average over a 40"x50" grow tray (100% intensity, measured in isolation, no adjacent grow lights, no reflective walls)
6. Wired communication protocol used in the Aetrium System
7. Hours of normal operation before 30% degradation in maximum light intensity
8. Hours of normal operation before 10% degradation in maximum light intensity
9. Expected hours of normal operation before grow light failure
10. ETL Control Number: 5013160

# Photon Flux Distribution <sup>1</sup>

Measured in isolation at 100% light intensity with grow light centrally mounted at pre-determined height above a 40"x50" grow area.



1. Average Photosynthetically Active Photon Flux Density (PPFD)

### L05-A0001-01: LBR003 for the US and Canada



- Plug type: NEMA 5-15P, 6-15P, and L7-15P



- 120V/60Hz, 208V/60Hz, and 277V/60Hz



- ETL certified

### L05-A0002-01: LBR003 for China and Australia



- Plug type: Type I

- 230V/50Hz



**A** 1281 Reamwood Ave.  
Sunnyvale, CA 94089

**P** 1.800.369.8673

**O** 1.650.564.3058

**E** [info@aessensegrows.com](mailto:info@aessensegrows.com)

