



Del Monte Pacific Limited

Fourth Quarter and Full Year 2006 Results

23 February 2007



Agenda

- Analysis of 4Q 2006 Results
- Analysis of FY 2006 Results
- Outlook for 2007



Fourth Quarter 2006

In US\$m	4Q 2005	4Q 2006	Change
Turnover	69.2	83.2	+20.3%
EBITDA	13.0	15.2	+16.8%
PBIT	7.7	12.8	+66.2%
Net Profit	5.6	9.2	+62.3%

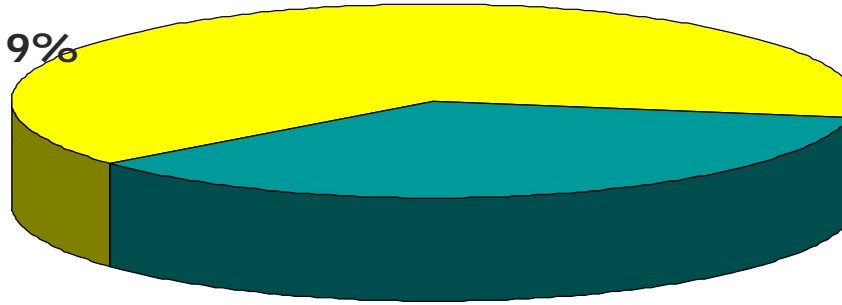


4Q Turnover Analysis

By Market

Asia Pacific 72%

▲ 19%



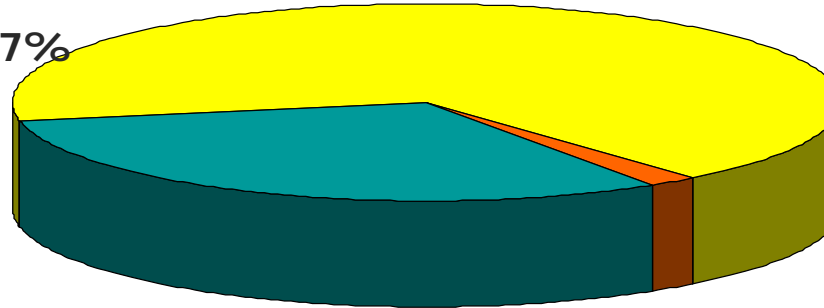
Europe/North America 28%

▲ 23%

By Product

Processed Product 73%

▲ 17%



Beverages 25%

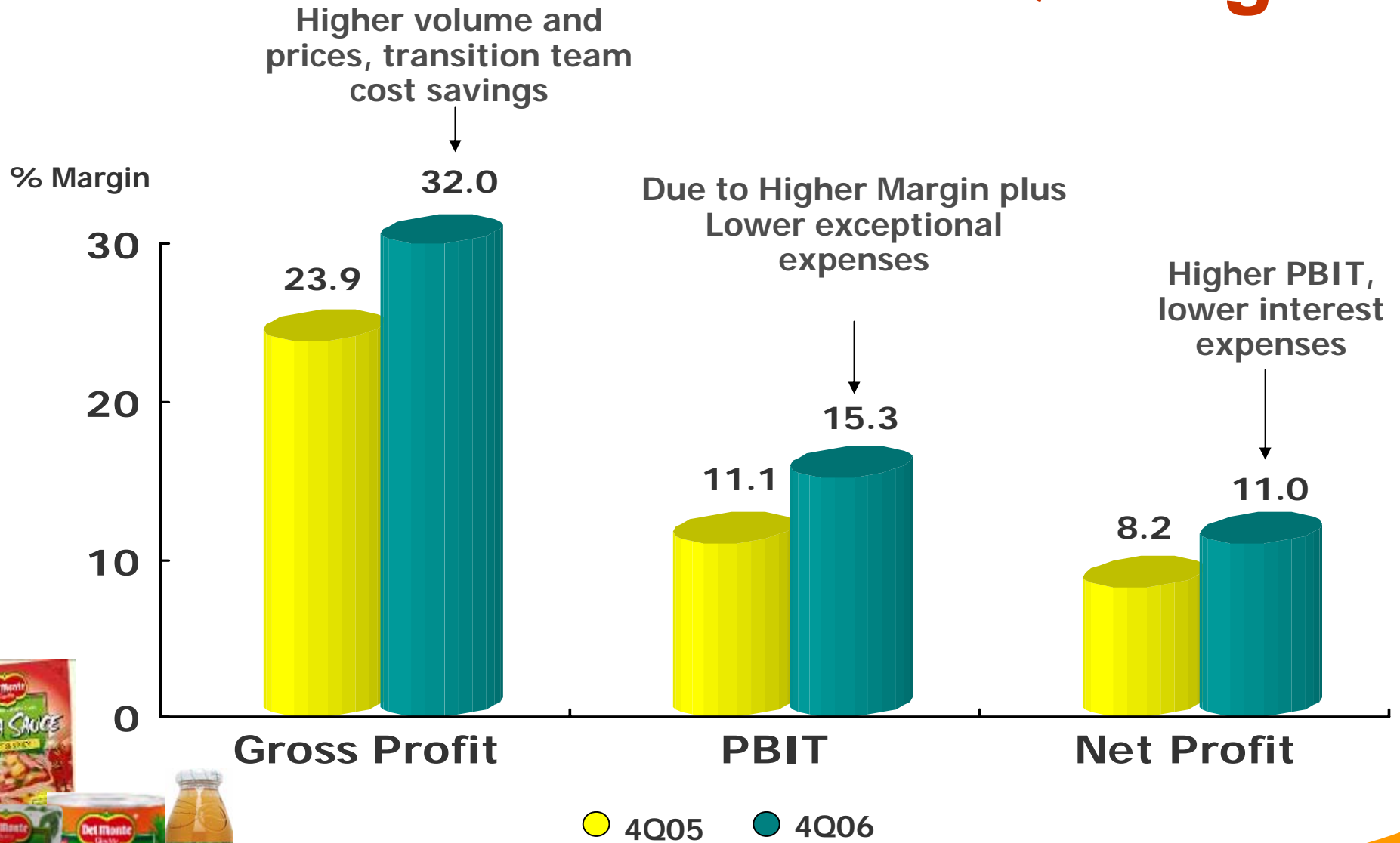
▲ 37%

Non-processed 2%

▼ 21%



4Q Margins



First Half and Second Half 2006

In US\$m	1H 2006	1H06 vs 1H05	2H 2006	2H06 vs 2H05
Turnover	100.6	-2%	142.8	+19%
EBITDA	11.9	-23%	23.9	+29%
PBIT	8.5	-35%	20.2	+74%
Net Profit	7.1	-31%	14.0	+66%

Second half performance improved significantly



Full Year 2006

In US\$m	FY 2005	FY 2006	Change
Turnover	222.4	243.4	+9.5%
EBITDA	34.2	35.9	+5.0%
PBIT	24.5	28.6	+16.7%
Net Profit	18.6	21.0	+13.0%
EPS (US cents)	1.73	1.94	+12.1%
Dividend/Share (US cents)	1.29	1.46	+13.0%



Outlook for 2007

- **Management to continue growing the business through various volume-generating initiatives**
- **Full impact of cost savings will be realised starting 2007**
- **Barring any unforeseen circumstances, full year 2007 net profit expected to outperform that of 2006**

