

usecure

---

# Security Awareness Training

## Platform Overview

Empower your workforce with user-tailored education.  
Transform your users into a cyber security asset.

## About usecure

usecure is a global provider of innovative software and services that centre around empowering your users to make better security decisions in their daily life. Everything we do is targeted towards one goal - transforming your workforce into a cyber security asset.

Having developed an unparalleled user-focused security awareness training platform that offers a unique and effective online educational experience, our products and services continue to grow alongside the essential need for resilience against modern-day cyber threats.

## Our Approach

Our training platform revolves around a simplified four-stage approach of **evaluate**, **educate**, **simulate** and **report**, enabling user education in the most efficient, effective and measurable way.



### Evaluate

#### Assess User Vulnerabilities.

Determine the vulnerabilities of your users and baseline your security awareness programme with an online information security **gap analysis questionnaire**.



### Educate

#### Empower Your Workforce.

Use these results to patch user vulnerabilities, with bite-sized **uLearn modules** automatically deployed from your users' individually-tailored programmes.



### Report

#### Achieve Compliance.

Demonstrate the progression of your users for both internal and compliance purposes, with your data-driven and custom **reporting dashboard**.



### Simulate

#### Eliminate Employee Risk.

Test the effectiveness of your awareness programme while raising practical awareness of employee phishing attacks, all with the **uPhish simulation tool**.

# Evaluate



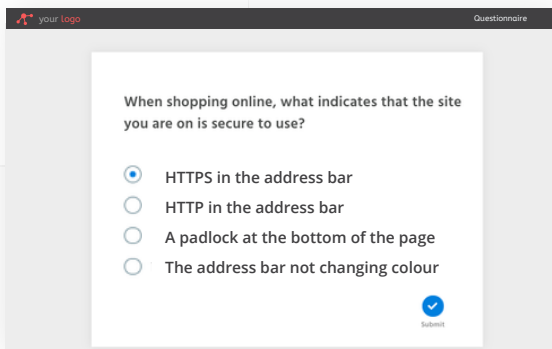
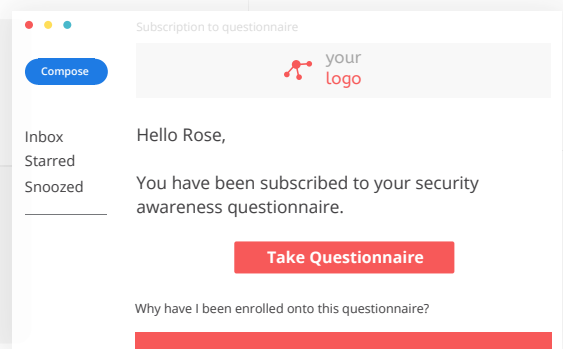
## Gap Analysis | Initial Online Assessment

Achieve an accurate risk assessment of your users' individual vulnerabilities on core infosec and compliance-based competencies, enabling a clear baseline for your security awareness training.

### Gap Analysis Breakdown:

#### Stage One | Email Invitation

Your users will receive an [email invitation](#) to a short, online questionnaire. The questionnaire can be completed at any time, with (optional) reminders automatically sent out depending on non-completion.

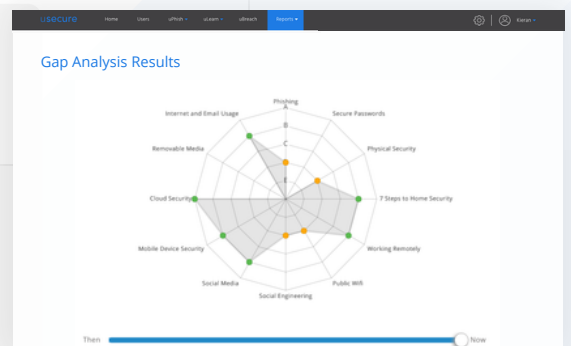


#### Stage Two | Online Assessment

When started, your users will answer 36 multiple-choice questions related to [12-key areas](#) of information security. This questionnaire will last for approximately 10-15 minutes.

#### Stage Three | Risk-Level Assessed

Using the results from the questionnaire (accessible from your dashboard), the usecure platform will automatically create an [individually-tailored](#) 12-month training programme that is unique to each user's learning requirements.



Want to see what topics are included?

View our "FAQs" section on page 6.

# Educate



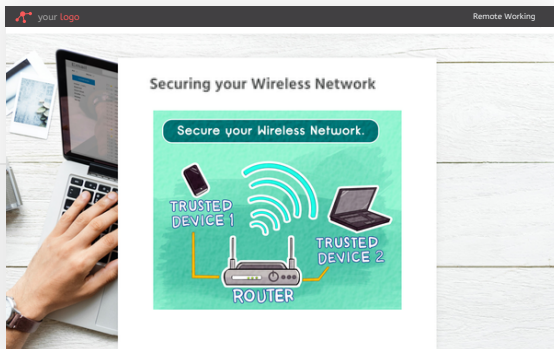
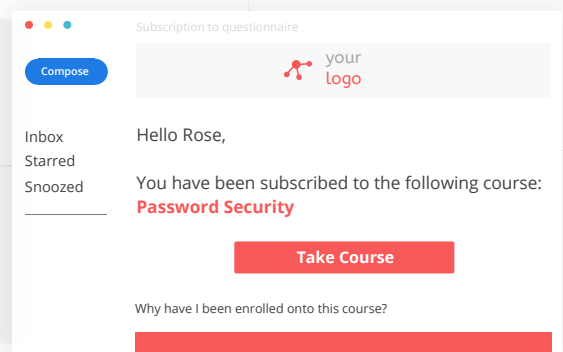
## uLearn | User-Tailored Training

Empower your employees with user-focused security awareness training programmes, crafted and delivered via our intelligent and automated 'uLearn' software.

### uLearn Breakdown:

#### Stage One | User-Tailored Programmes

Based on the results from the gap analysis stage, uLearn will create programmes that are **tailored for each employee**, meaning that your users' largest individual knowledge gaps will be patched and strengthened first.

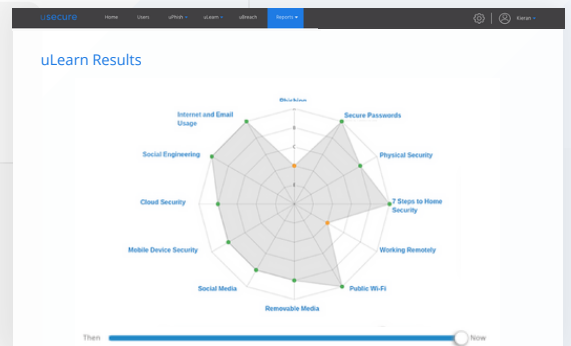


#### Stage Two | Continuous Learning

Over the course of 12-months, your users will receive **regular, bite-sized modules** lasting approx. 15 minutes each. These modules will vary from topic to topic, strengthening your users' overall cyber security posture.

#### Stage Three | Viewing User Progress

You'll be able to view the learning progress of your users, at any time, **via your dashboard**. You'll also be able to organise and export your reports into custom formats, helping you to fully gauge the improvement of your users' security awareness knowledge.



Want to see what courses are included?

View our "FAQs" section on page 6.

# Simulate



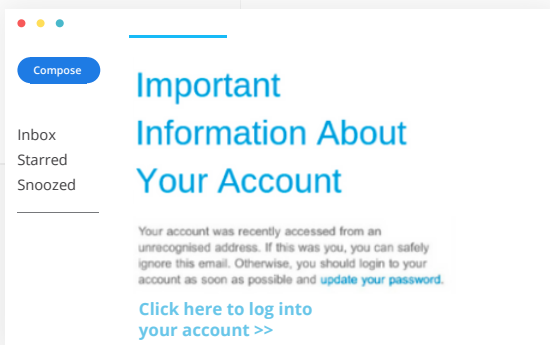
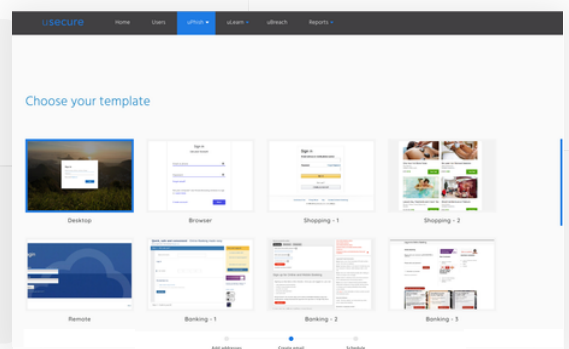
## uPhish | Simulated Phishing Software

Clearly determine your users' vulnerability-level to an inevitable phishing attack with easily-deployable simulated phishing exercises, tracked and measured from your dashboard.

### uPhish Breakdown:

#### Stage One | Creating Your Campaign

Choose from a range of phishing email and landing page templates replicating real-world attacks, while easily segmenting your campaigns to target different departments, seniority levels, and more.

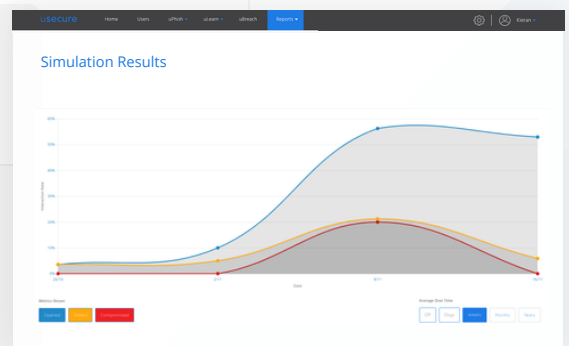


#### Stage Two | Deploying Your Simulation

Deploy your phishing simulation instantly, or schedule your campaign for a later date. Our smart-send will automatically stagger your simulations over a six-hour period, minimising any suspicions from your users.

#### Stage Three | Tracking Performance

You'll be able to easily track your users' opened, clicked and compromised rates in real-time from your dashboard. You'll also be able to segment your reports into departments, seniority level, and more.



# Report



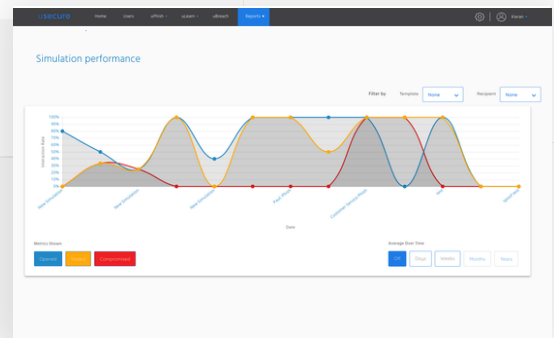
## Dashboard | Data-Driven Reporting

Fully-gauge the success of your training efforts while tracking your users' performance in simulated phishing exercises, all from your data-driven dashboard.

### Reporting Breakdown:

#### All of Your Data, In One Place

Access a **clear overview** of your users' average uLearn performance, as well as your latest phishing simulation results, straight from your home dashboard.



The screenshot shows a 'Course participation' dashboard. It features a list of users on the left and a corresponding performance chart on the right. The users listed are Jack Oberstall, John K, Jordan Dilly, Kiwan Jackson, Stephen Catter, Norfolk, Nihil Morigna, Sam Clarkson, and Test User. The chart shows performance metrics for each user, with a 'Download as CSV' button at the bottom right.

#### Viewing Separate Reports

Using your reports drop-down menu, you'll be able to dig into a range of performance metrics in a more **detailed and granular** approach. You'll also be able to customise your reports into more appropriate formats.

#### Exporting Your Reports

Whether it's demonstrating your efforts in **compliance** or proving your users' **progression** internally, you're able to export your reports into custom formats.

The screenshot shows a table with the following columns: Simulation, Recipient, Status, Opened, Visited, Completion, and Action. The table contains several rows of data, including simulation IDs, recipient names, and completion percentages. A 'Create a report' button is visible in the top right corner.

## Frequently Asked Frequently (FAQs)

### What topics will my users be questioned on in the gap analysis stage?

Your users will be questions on 12-core areas of information security, based on ISO 27001 best practice. These topics are:

- Phishing
- Secure Passwords
- Physical Security
- 7 Steps to Home Security
- Working Remotely
- Public Wi-Fi
- Social Engineering
- Social Media
- Mobile Device Security
- Cloud Security
- Removable Media
- Internet & Email Usage

### What topics will my users be educated on in the uLearn stage?

To begin with, your users will be educated on the 12-key areas of information security noted above. These are uLearn's 'Beginner' Modules.

Once your users have strengthened their knowledge in these areas, uLearn will deploy more challenging educational modules, starting with 12 'Intermediate' modules, then, 12 'Advanced' modules. These include:

#### Intermediate Modules

- Ransomware
- The Internet of Things
- Data Loss
- Patches & Updates
- Understanding Info & Data
- Smishing
- Vishing
- Phishing (Intermediate)
- What Makes a cyber Criminal
- The Insider Threat
- Denial of Service Attack
- Being Secure at Home (Intermediate)

#### Advanced Modules

- Bring-Your-Own-Device
- Online Payments
- Malware Threats
- Spyware and Adward
- Being Secure at Home (Advanced)
- Phishing (Advanced)
- Protecting Privacy Online
- Malicious Websites
- File Sharing Security
- The Dark Web
- Third-Party Services
- Clearing Your Desktop

### Have more questions?

Visit our FAQs/ Knowledge Base at [www.getusecure.com/knowledge-base](http://www.getusecure.com/knowledge-base), or, contact us using the details below.

**Email** (Please choose your preferred channel):

- General** - [info@getusecure.com](mailto:info@getusecure.com)
- Sales** - [sales@getusecure.com](mailto:sales@getusecure.com)
- Finance** - [finance@getusecure.com](mailto:finance@getusecure.com)
- Partners** - [channel@getusecure.com](mailto:channel@getusecure.com)

**Address:** usecure Ltd,  
Holyoake House,  
Hanover Street,  
Manchester,  
M4 4AH.

**Telephone:** 0161 214 0869

**Website:** [www.getusecure.com](http://www.getusecure.com)