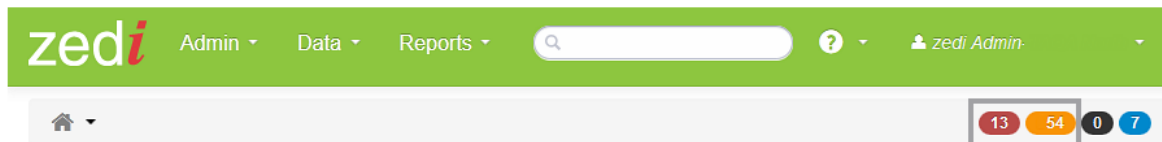


Acknowledging Alarms for Zedi SCADA Devices

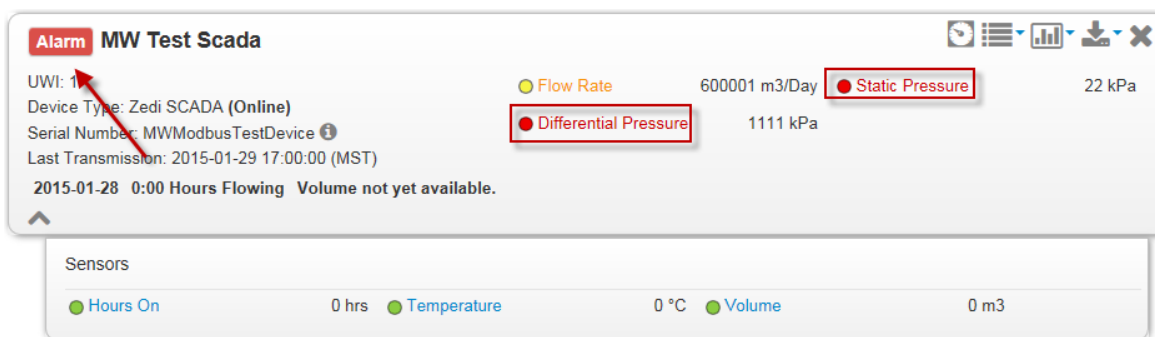


Within Zedi Access you can now “Acknowledge” server based alarms for Zedi SCADA devices. This will help you manage your alarms to a High High/Low Low and High/Low state. High High/Low Low alarms will be indicated as red while High/Low alarms will be indicated as orange. You will be able to acknowledge these alarms in the Well Site Display and through the Alarm Dashboard. This feature will not affect the following devices (*Smart-Alek, EFM Walkup, TrueChart, Pac 4, and Zed-Pac*). All other devices will be supported with these features.

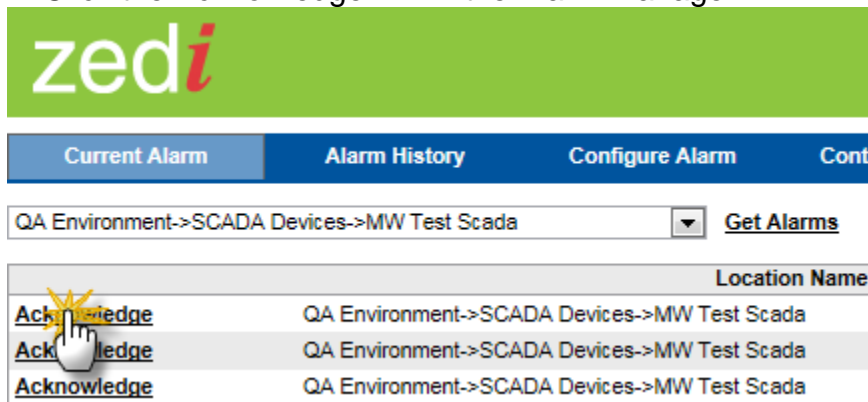
In the Well Site Display acknowledged alarms are shown with a check mark in the circle for that alarm and can be viewed in the Alarm History through the Alarm Manager. Once acknowledged you will stop receiving text and email messages for that sensor in alarm state. It will also be removed from the number of active alarms in the Alarm Dashboard. This will prevent unnecessary alarm reminders for the recipient to be sent once acknowledged.

Acknowledging Alarms in the Well Site Display

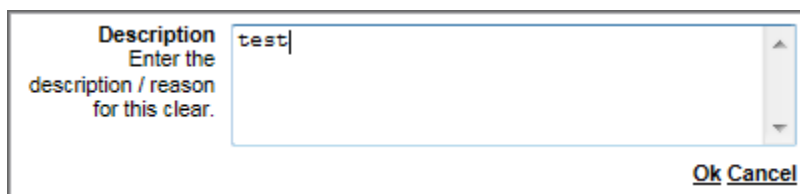
1. Click on the **Alarm** indicator in the well site display.



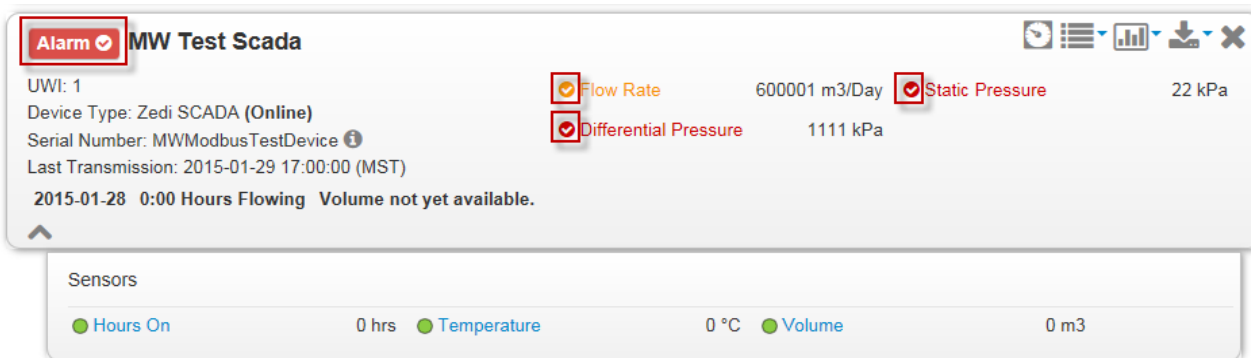
2. Click the Acknowledge link in the Alarm Manager.



3. Type a message in the Alarm Comment Box and click Ok.




4. The Well Site Display alarm indicator **Alarm** will include a check mark inside it indicating it has been acknowledged as well as the sensor bulbs.









Once the alarm has been acknowledge it will be removed from the Alarm Dashboard as shown below.





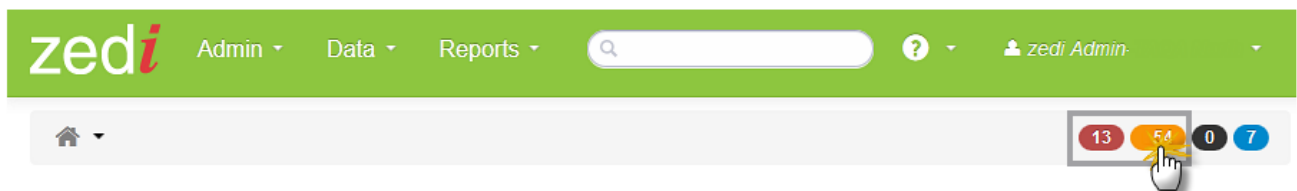
NOTE: You will be able to review the history of acknowledged alarms through Alarm History in Alarm Manager. The sensor bulb with a green check mark  inside of it will show it as acknowledged.

Location	SensorName	Alarm Type	Value	Alarm Time		
QA Environment->SCADA Devices->MW Test Scada	Flow Rate	High	600001 m3/Day	2015-01-29 08:04:00 (MST)		details...
QA Environment->SCADA Devices->MW Test Scada	Flow Rate	Clear	600001 m3/Day	2015-01-29 08:04:00 (MST)		details...
QA Environment->SCADA Devices->MW Test Scada	Static Pressure	High High	22 kPa	2015-01-29 08:02:00 (MST)		details...
QA Environment->SCADA Devices->MW Test Scada	Static Pressure	Clear	22 kPa	2015-01-29 08:02:00 (MST)		details...
QA Environment->SCADA Devices->MW Test Scada	Differential Pressure	High High	1111 kPa	2015-01-29 08:00:00 (MST)		details...
QA Environment->SCADA Devices->MW Test Scada	Differential Pressure	Clear	1111 kPa	2015-01-29 08:00:00 (MST)		details...

Acknowledging Alarms in the Alarm Dashboard

To acknowledge alarms in the Alarm Dashboard follow the steps below.

1. Click within the Alarm Dashboard on the Alarm you want to acknowledge.



2. Select the alarm you want to acknowledge.


PK Test




2015-01-23 09:24:34 (MST)	Differential Pressure	High	98 kPa	80 kPa	
---------------------------	-----------------------	------	--------	--------	---

3. Enter notes in the Acknowledge Alarm Box.

Once the alarm has been acknowledge it will be removed from the Alarm Dashboard as shown below.



NOTE: You will be able to review the history of acknowledged alarms through Alarm History in Alarm Manager. The sensor bulb with a green check mark  inside of it will show it as acknowledged.

zedi						
Current Alarm Alarm History Configure Alarm Contact Schedule Help						
QA Environment->SCADA Devices->MW Test Scada		From: 2015-01-22 To: 2015-01-29		Get Alarms		
Location	SensorName	Alarm Type	Value	Alarm Time		
QA Environment->SCADA Devices->MW Test Scada	Flow Rate	High	600001 m3/Day	2015-01-29 08:04:00 (MST)		details...
QA Environment->SCADA Devices->MW Test Scada	Flow Rate	Clear	600001 m3/Day	2015-01-29 08:04:00 (MST)		details...
QA Environment->SCADA Devices->MW Test Scada	Static Pressure	High High	22 kPa	2015-01-29 08:02:00 (MST)		details...
QA Environment->SCADA Devices->MW Test Scada	Static Pressure	Clear	22 kPa	2015-01-29 08:02:00 (MST)		details...
QA Environment->SCADA Devices->MW Test Scada	Differential Pressure	High High	1111 kPa	2015-01-29 08:00:00 (MST)		details...
QA Environment->SCADA Devices->MW Test Scada	Differential Pressure	Clear	1111 kPa	2015-01-29 08:00:00 (MST)		details...