

CYBER TALENT INSIGHTS REPORT

Cyber talent snapshot

102k
candidates,
+4% growth y-y

20k
are contract employees
or open to contracting

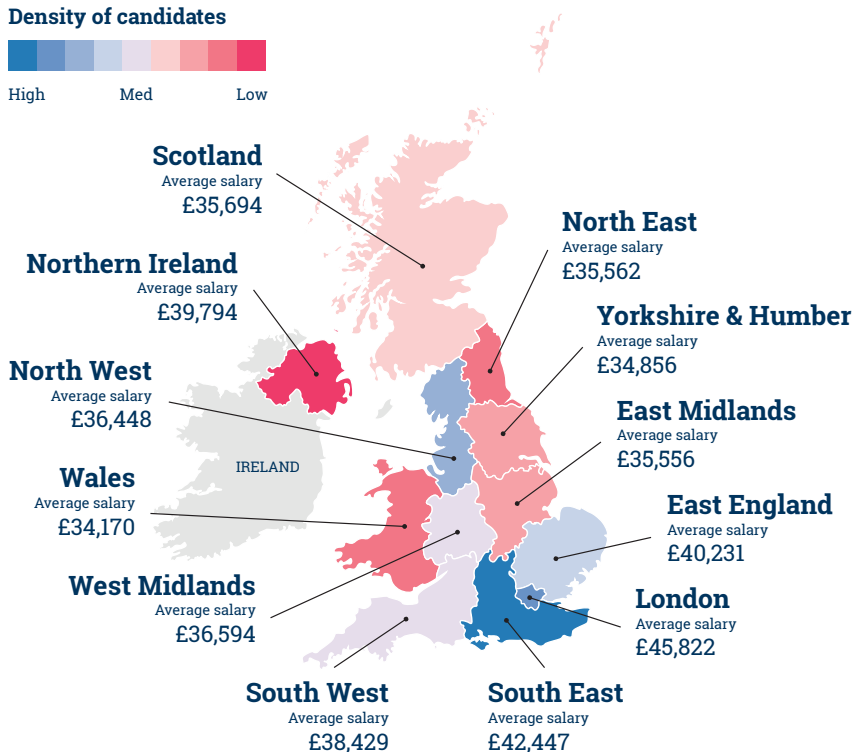
16.5k
are open to new
opportunities

34k
candidates moved roles
in the past year

58k
job ads live

£ Cyber talent hotspots & salaries

Density of candidates



This shows the average salary across all fields and levels - more experienced talent could command a higher wage

Top UNIVERSITIES for cyber talent

1. Sheffield Hallam
2. Coventry University
3. University of Greenwich
4. Loughborough University
5. University of Portsmouth
6. University of Leeds
7. Staffordshire University
8. University of Manchester
9. Middlesex University
10. Kingston University

Top COURSES for cyber talent

1. Computer Science
2. Information Technology
3. Computer & Information Sciences
4. Computer Systems Networking & Communications
5. Maths
6. Electronic Engineering
7. Computer & Information Systems Security
8. Business Administration & Management
9. Physics
10. Information Science/Studies

Gender diversity in cyber



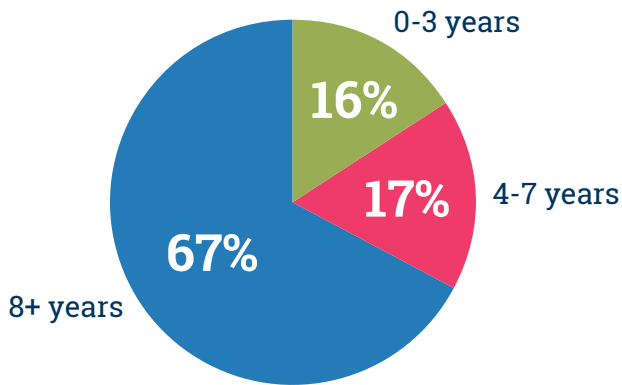
Top HIRERS of female cyber talent:

1. Forensic Science Service (64% female)
2. NHS (41% female)
3. Glaxosmithkline (30% female)
4. Lloyds Banking Group (28% female)
5. Royal Bank of Scotland (26% female)

Biggest employers of cyber talent

- | | |
|---|----|
| 1 | 6 |
| 2 | 7 |
| 3 | 8 |
| 4 | 9 |
| 5 | 10 |

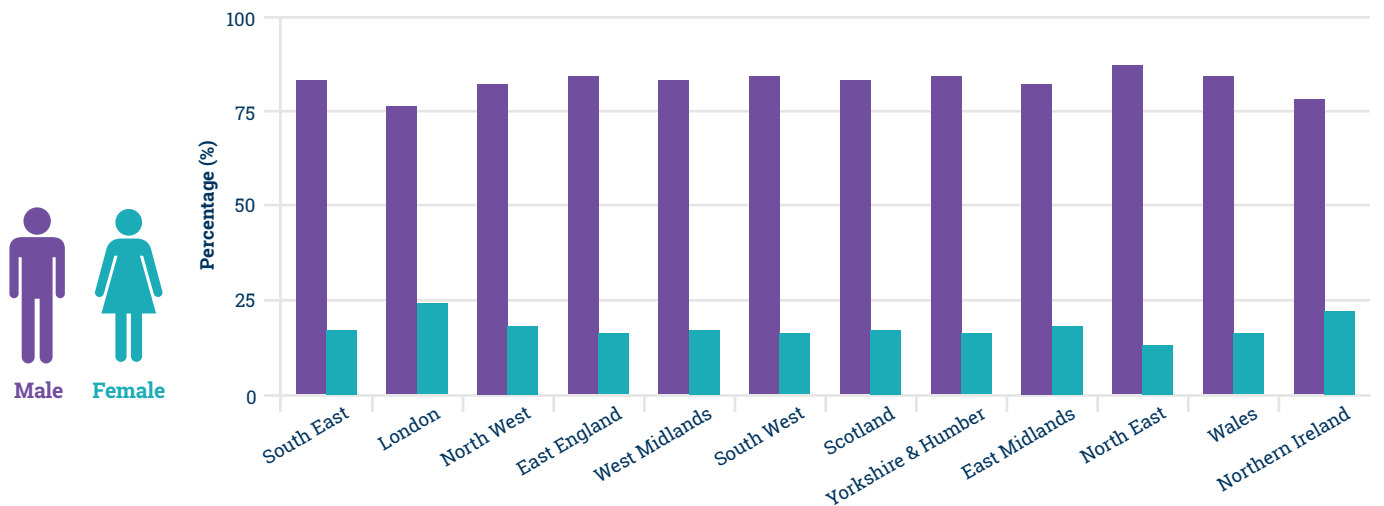
Experience of workforce



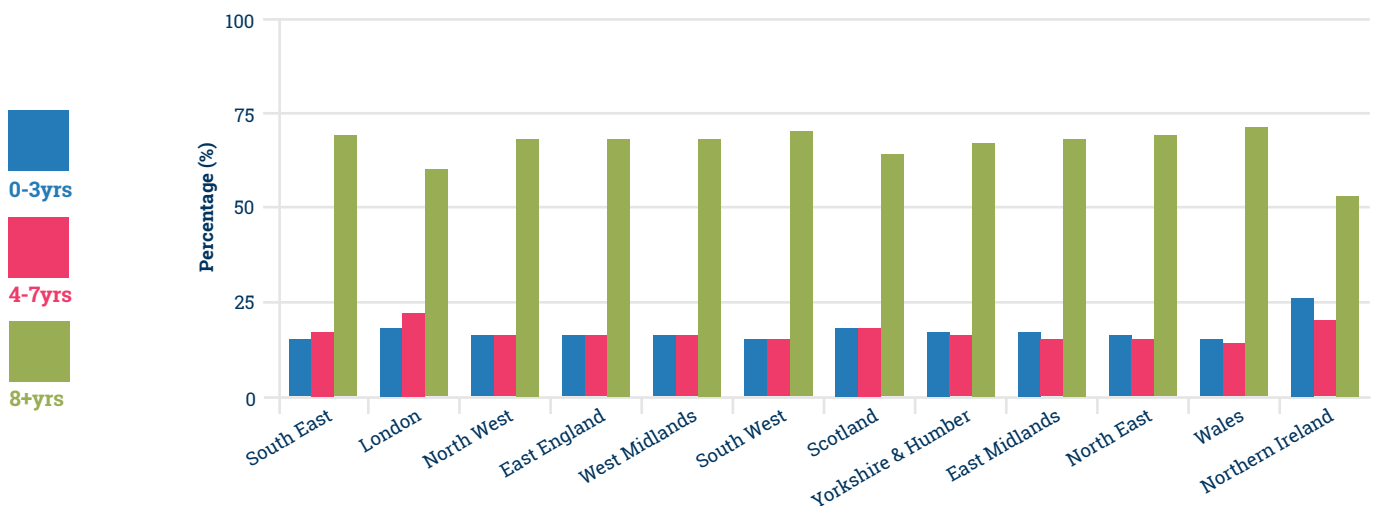
Top HIRERS of fresh cyber talent (0-3yrs)



Gender by region



Experience by region

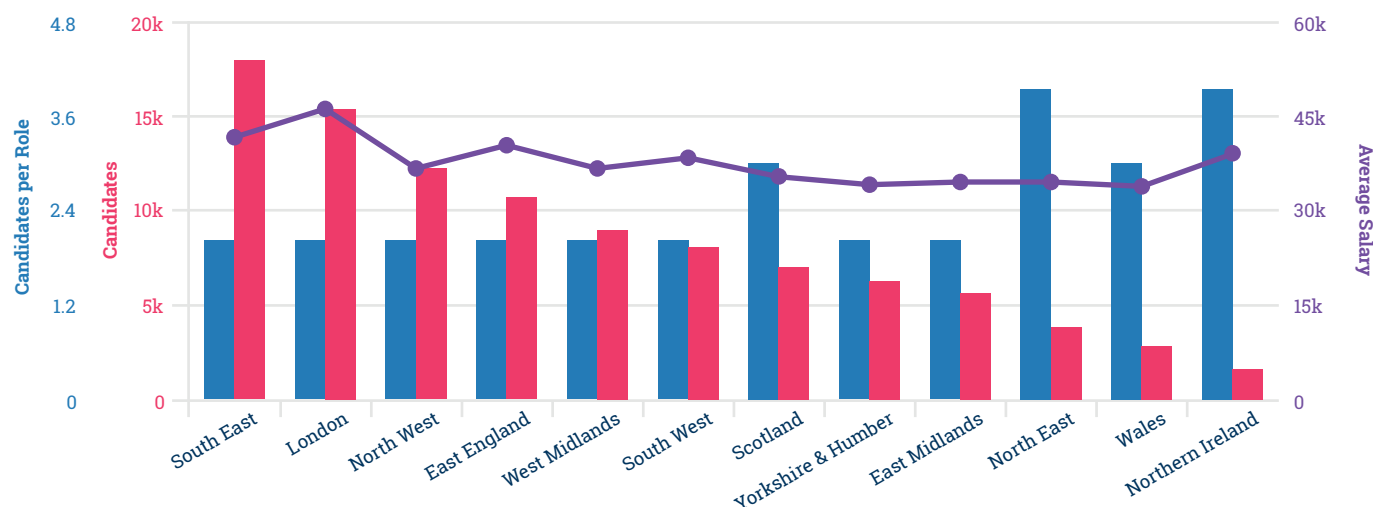


* Data taken from Horsefly

Supply & demand - candidates per role

South East - 2	East England - 2	Scotland - 3	North East - 4
London - 2	West Midlands - 2	Yorkshire & Humber - 2	Wales - 3
North West - 2	South West - 2	East Midlands - 2	Northern Ireland - 4

Supply & demand - graph



Spotlight on: penetration testing

5.5k candidates

1.5k job ads live

£45k average salary

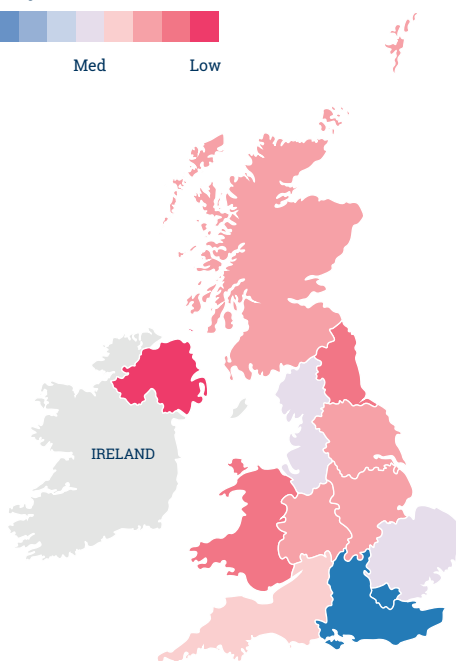
6 candidates per role in the South East **VS** **2** candidates per role in London

Top job titles

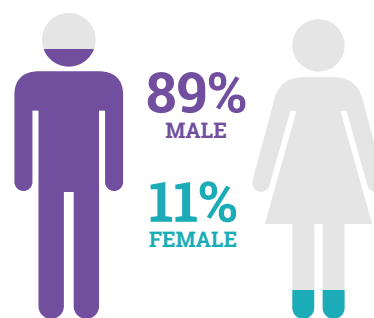
1. Security Analyst
2. Security Consultant
3. Information Security Consultant
4. Senior Security Consultant
5. Penetration Tester

Density of candidates

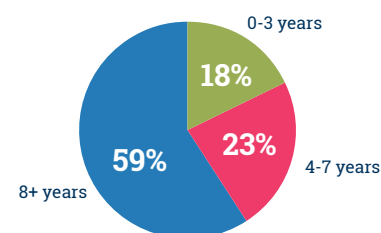
High Med Low



Gender breakdown



Experience breakdown



Spotlight on: SOC & SIEM

7.2k
candidates

4k
job ads live

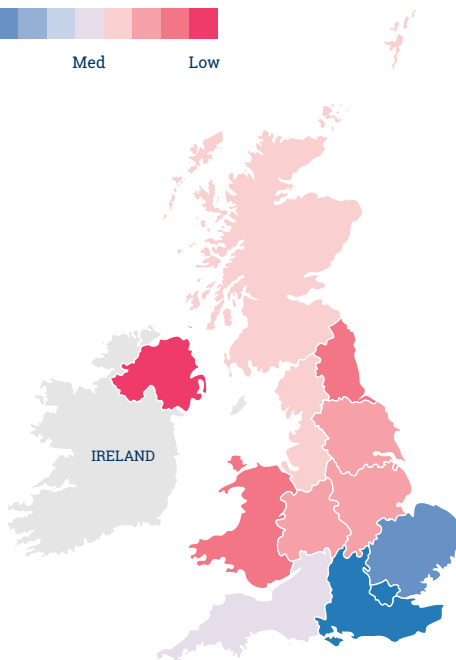
£44k
average salary

4 candidates per role in the South East **VS** **2** candidates per role in London

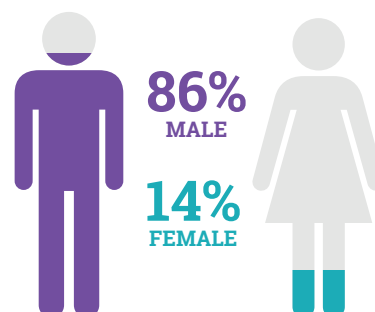
Top job titles

1. Information Security Manager
2. Security Analyst
3. Information Security Analyst
4. Information Security Consultant
5. Security Consultant

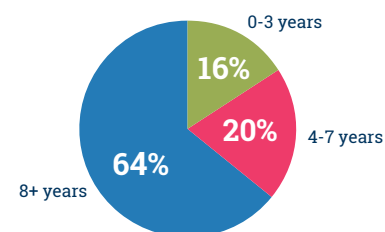
Density of candidates



Gender breakdown



Experience breakdown



Spotlight on: IAM

7.5k
candidates

3.6k
job ads live

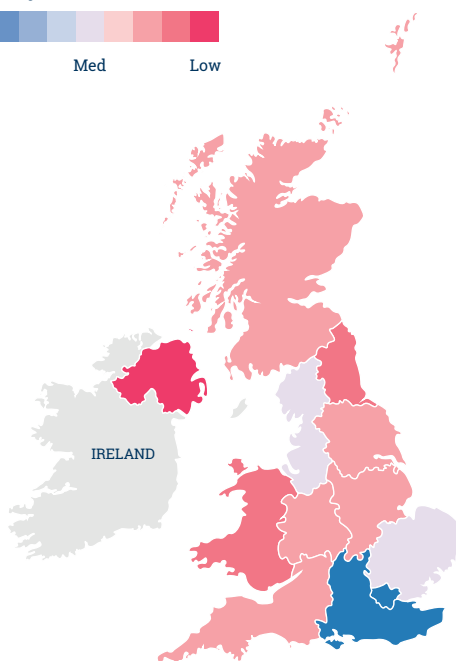
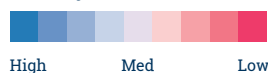
£44k
average salary

7 candidates per role in the North East **VS** **1** candidate per role in London

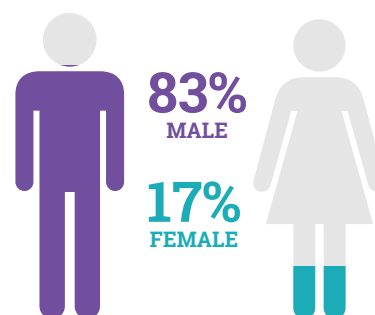
Top job titles

1. Technical Architect
2. Solution Architect
3. Security Architect
4. Technical Consultant
5. Security Consultant

Density of candidates



Gender breakdown



Experience breakdown

