

Make data-driven decisions with your collision parts sales.

Go beyond monitoring your dealership's parts sales performance in CollisionLink. Use interactive, visual dashboards to make smarter, customer-driven strategic decisions.

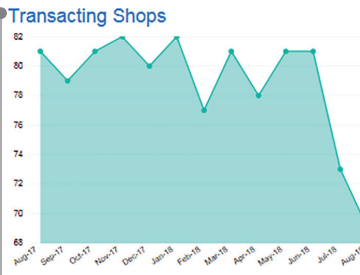
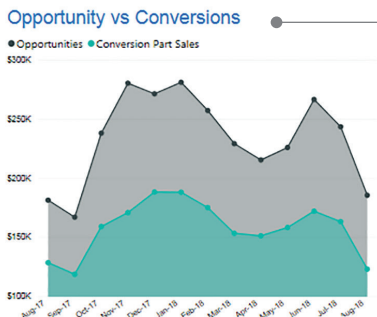
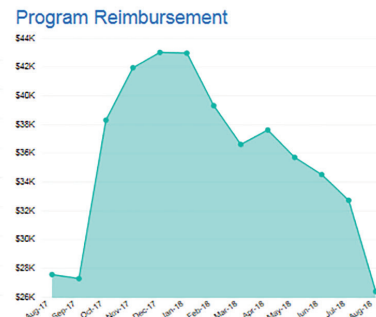
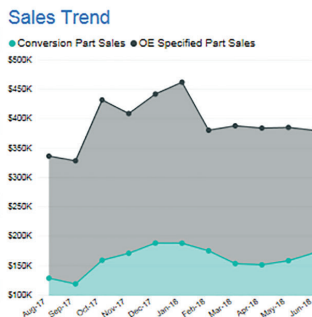
Easily track performance by drilling down into your data to see salesperson, regional, and shop-level activity

Easily view top indicators like sales, reimbursements, conversion %, and missed conversion opportunities

Act quickly on changes in customer behavior by tracking department and shop-level monthly/daily trends



- Transaction Type: All
- Sales Person: All
- State Or Province: All
- City: All
- Shop Name: All



Shop Performance

Shop Name	Completed Orders	CL Sales	Trend *	Conversions	Profit w/Reimb	Margin %
Shop 66	1,592	\$1,142,182	-20%	60%	\$318,168	36%
Shop 68	1,151	\$582,552	22%	58%	\$69,035	12%
Shop 82	1,031	\$470,965	-18%	48%	\$55,875	12%
Shop 67	966	\$457,593	-11%	58%	\$53,466	12%
Shop 65	1,081	\$425,095	-39%	54%	\$51,981	12%
Shop 83	477	\$271,622	-46%	60%	\$35,573	13%
Shop 86	528	\$255,406	20%	43%	\$31,339	12%
Shop 80	469	\$242,742	-45%	62%	\$28,552	12%
Shop 69	507	\$233,211	-35%	70%	\$30,863	14%
Shop 75	286	\$209,520	-57%	45%	\$24,757	12%
Shop 74	433	\$159,460	17%	79%	\$20,266	13%
Shop 77	265	\$101,427	-16%	61%	\$12,370	13%
Shop 87	201	\$60,724	13%	75%	\$7,570	13%

Detect purchase fluctuations by monitoring monthly and daily transacting shops

View and sort key shop information to generate part sales with margin including reimbursement

LinkIQ turns opportunities into parts sales.
Check out LinkIQ today.

888.776.5792 ext.3
www.OEConnection.com