

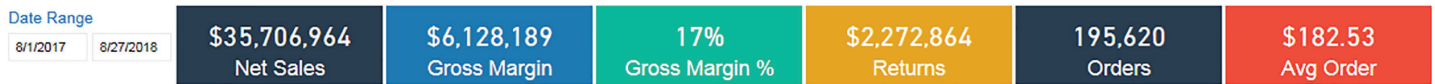
Make data-driven decisions with your DMS parts sales data.

Go beyond monitoring your dealership's parts sales performance and make smarter, customer-driven decisions using interactive, visual dashboards with your Dealer Management System.

Easily track performance by drilling down into your data to see salesperson, DMS account number, regional, and customer-level activity

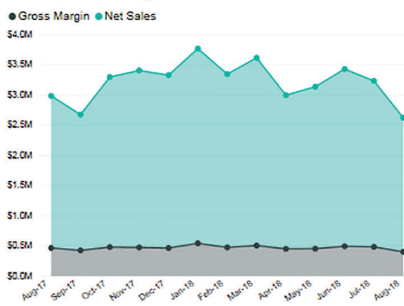
Easily track top indicators including sales, gross margin, returns and average order value

Act quickly on changes in behavior by monitoring OEC wholesale solution adoption, department and customer-level trends

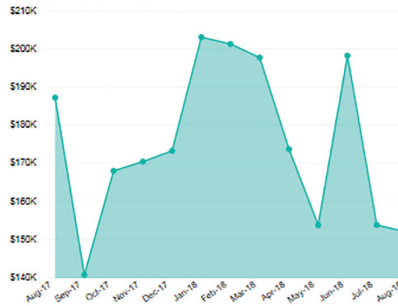


- Sales Person: All
- Account Number: All
- State or Province: All
- City: All
- Customer Name: All

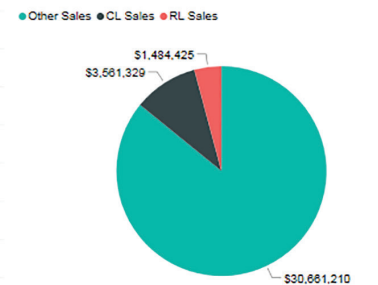
Sales and Margin Trend



Returns



Sales Mix w/OEC Wholesale Solution



Customer Performance

DMS Id	Customer Name	Orders	Net Sales	Trend *	Days No Sale	Margin	CL Sales	RL Sales	Reimbursements	Return %
80097	CUSTOMER 80097	20,417	\$2,558,953	-4%	0	13%	\$0	\$0	\$0	4%
51020	CUSTOMER 51020	8,050	\$1,878,178	-21%	0	10%	\$0	\$0	\$0	0%
550561	CUSTOMER 550561	474	\$1,391,649	-57%	0	-8%	\$0	\$0	\$0	1%
50097	CUSTOMER 50097	5,387	\$762,455	0%	161	14%	\$0	\$0	\$0	5%
005892	CUSTOMER 005892	580	\$553,942	28%	0	11%	\$0	\$494,193	\$99,528	2%
UNKNOWN	CUSTOMER UNKNOWN	3,237	\$404,804	-11%	0	16%	\$0	\$0	\$0	0%
455102	CUSTOMER 455102	1,227	\$366,378	-10%	0	13%	\$260,388	\$0	\$27,662	9%
009831	CUSTOMER 009831	988	\$306,964	-27%	0	13%	\$151,380	\$0	\$15,058	10%
99420	CUSTOMER 99420	1,303	\$290,693	47%	0	10%	\$189,143	\$0	\$22,384	10%
9999P	CUSTOMER 9999P	2	\$258,875	-100%	74	2%	\$0	\$0	\$0	0%
19541	CUSTOMER 19541	2,152	\$252,972	-2%	0	22%	\$0	\$9,220	\$1,085	14%
068991	CUSTOMER 068991	1,155	\$247,109	-14%	0	12%	\$192,789	\$2,567	\$22,272	16%
00275	CUSTOMER 00275	969	\$207,378	-27%	3	11%	\$173,214	\$0	\$15,612	8%
100981	CUSTOMER 100981	682	\$196,754	5%	3	11%	\$13,068	\$0	\$1,240	5%
00472	CUSTOMER 00472	743	\$189,825	-52%	0	14%	\$145,002	\$0	\$20,765	15%
999P	CUSTOMER 999P	2	\$181,100	0%	287	2%	\$0	\$0	\$0	0%
151981	CUSTOMER 151981	583	\$180,803	15%	0	15%	\$31,392	\$0	\$5	9%

View and sort key customer information to seek out margin, sales, and reimbursements through OEC solutions

Detect purchase fluctuations by monitoring monthly and daily returns

LinkIQ turns opportunities into parts sales. Check out LinkIQ today.

888.776.5792 ext.3
www.OECconnection.com