

#MCON17

# MIRUS

Restaurant Solutions

ph planet  
hollywood™



#MCON17

# Mirus Tips and Tricks



# What you will be learning today

---

- A few tips and tricks on how to use Mirus
- Learn something that you didn't know about Mirus
- Open forum - How do I .....



# Mix Measure total measures

---

## What is it:

The denominator of a Mix Measure that is hidden by default on a report

## Benefits:

- Use the Mix Measure Total in other calculations
- Can be used with dimensions where a relationship doesn't exist



#MCON17

# Mix Measure total measures



## Gross Sales by Job

Store Name	Job Name	Gross Sales	Tot Labor Hrs	Tot Labor \$
Airline	AMIT	N/A	3.02	25.34
	Busser	N/A	7.05	66.98
	Cooks	N/A	18.77	157.64
	Hostess	N/A	23.17	195.76
	Server	N/A	27.07	230.80

Report List

Power of 1

Gross Sales by Job



# Dimension as a measure

---

## What is it:

A numeric value maintained into Dimension Maintenance that can be used in a calculated Measure.

## Benefits:

- Use a value that is different by Dimension
- Doesn't require a new source
- Maintained in Dimension Maintenance



# Dimension as a measure

The screenshot displays the MIRUS Restaurant Solutions dashboard. The top navigation bar includes the MIRUS logo, "Smart DashBoard™", and tabs for "Reports", "Tools", and "Site Admin". A welcome message "Welcome, zAlan Mirus" is visible on the right. The left sidebar shows "Report Groups" with categories like "All Reports" (53), "Main" (48), "Polling" (1), "Mobile" (4), "Weekly Reports" (0), "Venue Reports" (0), and "Daily Sales Report" (0). The main content area features a search bar, a "Filter By:" dropdown set to "No Filter", and a table of reports. The table has columns for "Name / Description", "Owner", and "Modified". A yellow circle highlights the search bar. The bottom right corner shows pagination: "1 of 3 Pages" with "First", "Prev", "Next", "Last", and "20 Per Page" options.

	Name / Description	Owner	Modified
<input type="checkbox"/>	<input type="checkbox"/> Alert Viewer	Tavistock Master	01/03/2017 09:40:00 AM
<input type="checkbox"/>	<input type="checkbox"/> Check Viewer	Tavistock Master	Jan 3 2017 9:40AM
<input type="checkbox"/>	<input type="checkbox"/> New Report 1391	zAlan Mirus	10/08/2017 03:15:43 PM
<input type="checkbox"/>	<input type="checkbox"/> New Report 1214	zAlan Mirus	07/27/2017 02:34:57 PM
<input type="checkbox"/>	<input type="checkbox"/> Tavistock - Invoice	zAlan Mirus	05/18/2017 10:46:35 AM
<input type="checkbox"/>	<input type="checkbox"/> RMS Export	zAlan Mirus	04/07/2017 10:10:24 AM
<input type="checkbox"/>	<input type="checkbox"/> New Report 985	zAlan Mirus	03/16/2017 01:56:53 PM
<input type="checkbox"/>	<input type="checkbox"/> Polling Status	Tavistock Master	03/16/2017 08:34:14 AM
<input type="checkbox"/>	<input type="checkbox"/> Mirus Sales Analysis by Quarter	Tavistock Master	02/13/2017 10:00:13 AM
<input type="checkbox"/>	<input type="checkbox"/> Mirus Sales Analysis by Month	Tavistock Master	02/13/2017 09:59:48 AM
<input type="checkbox"/>	<input type="checkbox"/> Mirus Sales Analysis by Week	Tavistock Master	02/13/2017 09:59:07 AM
<input type="checkbox"/>	<input type="checkbox"/> Mirus Sales Analysis by Day	Tavistock Master	02/13/2017 09:58:36 AM
<input type="checkbox"/>	<input type="checkbox"/> Daily Sales Report	Tavistock Master	01/10/2017 10:39:50 AM
<input type="checkbox"/>	<input type="checkbox"/> Tender Summary	Tavistock Master	01/10/2017 08:56:29 AM
<input type="checkbox"/>	<input type="checkbox"/> Daily Labor vs Daypart Labor Pay	Tavistock Master	01/04/2017 08:19:13 AM
<input type="checkbox"/>	<input type="checkbox"/> Daily Labor vs Daypart Labor Hours	Tavistock Master	01/04/2017 08:17:46 AM
<input type="checkbox"/>	<input type="checkbox"/> Discount Summary Chart	Tavistock Master	12/18/2016 02:51:47 PM
<input type="checkbox"/>	<input type="checkbox"/> Daypart Sales Summary - MOBILE	Tavistock Master	11/03/2016 03:49:58 PM
<input type="checkbox"/>	<input type="checkbox"/> Daily Sales Report - MOBILE	Tavistock Master	11/03/2016 03:49:20 PM
<input type="checkbox"/>	<input type="checkbox"/> Top 10 Employee Sales by Store	Tavistock Master	01/15/2016 04:19:40 PM

# Dimensional Total Lines

---

## What is it:

Totals a dimension by value as a grand total

## Benefits:


- Prevents you from having to create 2 reports
- Works with existing total lines











#MCON17

# Dimensional Total Lines

MIRUSu Smart DashBoard™ Reports MLog Tools Site Admin

Welcome, zAlan Mirus

 View Report  Save Report  Save and View  Save As New  Save And Return  Cancel

Report Name:  Report Group:

For Previous Day (10/08/2017 to 10/08/2017), show me Gross Sales by Store Name.

Measures Dimensions Display Alert Settings

Select Format Filter Measure Builder Mix Measure Ranking

Measure Groups

Sales

Labor

Costs

Obs

Cash

Budget

All

Journal

Sched Labor

Inventory

SOS

Cal Month Measures

Month Acct RevGrp

GL

All

Available Measures

Check Count

Deletes After Payment

Deletes Before Payment

Deletes Cnt Check

Deletes Cnt Item

Discounts

Gross Sales

Gross Transactions

Overrings

Sort by: ☒ Alpha ☐ Preset

Add New

FILTERS

Time Selection

ROW

Store Name

COLUMN

Measures

DATA

Gross Sales

Add Comparison

Add Schedule



# Time Selection Dimension

---

## What is it:

Displays the Time Selection on a report or dashboard

## Benefits:

- Doesn't require you to click on the information icon
- Works with reports, dashboards, and alerts



#MCON17

# Time Selection Dimension



## Store Cost Center Report

Store Name	Cost Center	Gross Sales
92nd & Gessner	EAT IN	1,262.44
	DRIVE THRU	2,348.58
	TAKE-OUT	399.30
Airline	EAT IN	1,024.72
	DRIVE THRU	2,474.54
	TAKE-OUT	414.06
Annco	EAT IN	1,836.26
	DRIVE THRU	2,014.96
	TAKE-OUT	366.99
Aurora Ave S	EAT IN	816.83
	DRIVE THRU	2,001.36
	TAKE-OUT	157.47
Barryknoll	EAT IN	1,186.25
	DRIVE THRU	1,694.37
	TAKE-OUT	250.72

Report List

Dimensional Total Lines

Check Average

TRAIN EXAMPLE: Employee Counts

Store Cost Center Report



# Report Description

---

## What is it:

Displays a message at the top of a report






## Benefits:








- Inform the receiver what they should do with the report
- Display the thresholds of a KPI
- Works with reports, dashboards, and alerts





#MCON17

# Report Description

MIRUSuSmart DashBoard™ReportsMLogToolsSite AdminWelcome, zAlan Mirus



Store Cost Center Report

	Time Selection	Month-To-Date
Store Name	Cost Center	Gross Sales
92nd & Gessner	EAT IN	9,282.07
	DRIVE THRU	19,302.47
	CALL IN	25.23
	TAKE-OUT	2,622.32
Airline	EAT IN	8,635.93
	DRIVE THRU	19,233.83
	CALL IN	39.92
	TAKE-OUT	4,437.38
Annco	EAT IN	11,986.45
	DRIVE THRU	15,470.92
	TAKE-OUT	3,849.84
Aurora Ave S	EAT IN	8,536.68
	DRIVE THRU	14,704.75
	TAKE-OUT	1,658.09

Report List

Dimensional Total Lines

Check Average



TRAIN EXAMPLE: Employee Counts

Store Cost Center Report

I like to name my dashboards with really long names. Long names make it difficult.

new view

Time Selection on Dashboard



# Multiple Time Selections - Comparisons

---

## What is it:

Displays more than 1 time selection on your report


## Benefits:

- More than one time selection on a report
- Additional formatting












#MCON17

# Multiple Time Selections - Comparisons

MIRUSu Smart DashBoard™  
View Report Save Report Save and View Save As New Save And Return Cancel

Reports MLog Tools Site Admin

Welcome, zAlan Mirus

Report Name: New Report Report Group: Emily MCON

For Previous Day (10/08/2017 to 10/08/2017), show me Gross Sales by Store Name.

Measures Dimensions Display Alert Settings

Select Format Filter Measure Builder Mix Measure Ranking

Measure Groups Available Measures

Sales Labor Costs Obs Cash Budget All Journal Sched Labor Inventory SOS Cal Month Measures Month Acct RevGrp GL All

Check Count Deletes After Payment Deletes Before Payment Deletes Cnt Check Deletes Cnt Item Discounts Gross Sales Gross Transactions Overrings

Sort by: Alpha Preset Add New

FILTERS

Time Selection

ROW

Store Name

DATA

Gross Sales

Add Comparison Add Schedule





# Power of 1 using Measure Builder

---

## What is it:

Measure Builder can be used to divide any measure by itself to get a value of 1 that can be used to count

## Benefits:


- Use to count things like Employees, Stores, or Items





#MCON17

# Power of 1 using Measure Builder

MIRUSu Smart DashBoard™ Reports MLog Tools Site Admin Welcome, zAlan Mirus

View Report Save Report Save and View Save As New Save And Return Cancel

Report Name: New Report Report Group: Emily MCON

For Previous Day (10/08/2017 to 10/08/2017), show me Gross Sales by Store Name.

Measures Dimensions Display Alert Settings

Select Format Filter Measure Builder Mix Measure Ranking

Measure Groups

Sales  
Labor  
Costs  
Obs  
Cash  
Budget  
All  
Journal  
Sched Labor  
Inventory  
SOS  
Cal Month Measures  
Month Acct RevGrp  
GL  
All

Sort by: Alpha Preset

Available Measures

Check Count  
Deletes After Payment  
Deletes Before Payment  
Deletes Cnt Check  
Deletes Cnt Item  
Discounts  
Gross Sales  
Gross Transactions  
Overrings

Add New

FILTERS

Time Selection

ROW

Store Name

Add Comparison

Add Schedule

COLUMN

Measures

DATA

Gross Sales



# Measure Filter by value and Hidden Dimensions

---

## What is it:

Applying a measure filter by value to a level of detail that you are not displaying on your report







## Benefits:








- Allows you to filter at a lower level and summarize at a higher level





#MCON17


# Measure Filter by value and Hidden Dimensions

MIRUSuSmart DashBoard™ReportsMLogToolsSite AdminWelcome, zAlan Mirus



Measure Filter on a hidden dimension

Store Name	Gross Sales	Discounts	Check Count	Deletes Before Payment
Airline	3,913.32	0.00	400	570.98



Report ListNew Report 7569



# Stacked Reports

---

## What is it:

Stacks the dimensions on your report so that the width of your report is reduced.

## Benefits:

- Reduces the width of your report
- Great for reports on a dashboard or sent as an alert.



# Stacked Reports

MIRUSu Smart DashBoard™ Reports MLog Tools Site Admin Welcome, zAlan Mirus

Icons: Refresh, Print, Edit, Filter, Export, Share

## Stacked Report

Area	Area Supervisor Full Name	Business City	Store Name	Gross Sales
East	Allen, Steph	Bloomington	Annco	3,083.89
			Lindberg	3,040.29
			Lusher	3,742.95
			Montrose	3,346.15
		Bloomington Total		13,213.28
	Allen, Steph Total			13,213.28
	Parr, Damon	Streamwood	Pearland	4,147.67
		Streamwood Total		4,147.67
	Parr, Damon Total			4,147.67
	Porter, Dale	Fort Mill	Aurora Ave S	2,943.68
			King Street	5,784.86
		Fort Mill Total		8,728.54
unknown		Houston	3,564.90	

Report List

New Report 7570

# Mobile Report Building

---

## What is it:

Stacks the dimensions on your report so that the width of your report is reduced.


## Benefits:

- Reduces the width of your report
- Great for reports on a dashboard or sent as an alert.





#MCON17



# Open Forum

---

How do I .....

