



Welcome to Amplify Reading K-2!

Dear Teacher,

Welcome to Amplify Reading! Enclosed please find **updated** program information to support your Amplify Reading classroom launch!

What is Amplify Reading?

- An integrated solution that leverages your DIBELS data to place students in the right learning progression for their skills.
- A supplemental digital curriculum that teaches literacy skills through a captivating game world.
- An adaptive, research-based program that immerses students in language, decoding, and comprehension and differentiates instruction based on student progress.

Students should be assessed in mCLASS prior to getting started with Amplify Reading. First, please review the enclosed information, including:

- Student device setup and guidance for teachers
- Login information for teachers and students
- Technical guidance
- Class code poster

We look forward to working together as your students progress on their journey to becoming confident readers.

Best,
The Amplify Team

K-2 Classroom Launch Packet

Welcome to Amplify Reading! Please review this packet prior to your classroom launch – we’ve outlined all of the key information you’ll need to get your classroom started. Details include information about preparing student devices, logging in for teachers and students, and accessing ongoing support.

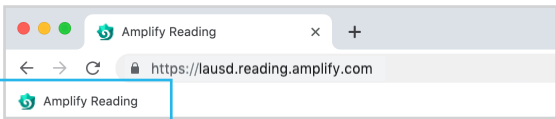





✓ Preparing student devices



Create a bookmark

We recommend making a bookmark to Amplify Reading on each device to make it easy for students to get started. Amplify Reading can be used on Windows Devices with Windows 7+, Chromebooks with Chrome OS, and Mac devices with OS 10.11+ or iOS 11+.

NOTE: If you bookmarked student devices during the '18-'19 school year you do not need to complete these steps (unless devices have been reset).

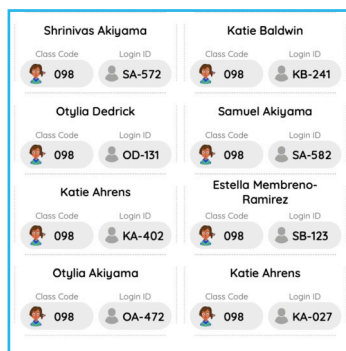

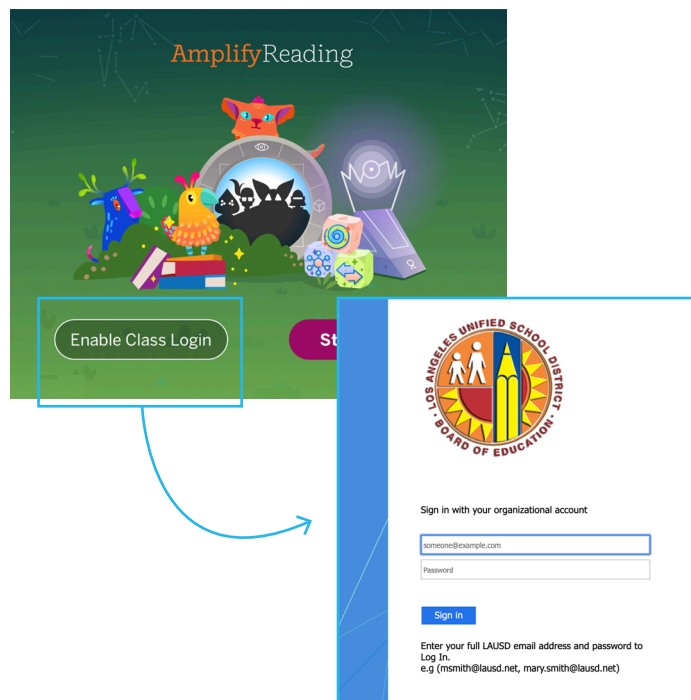
Windows Devices and Chromebooks	iOS Devices
<div><div><div>1. With an active internet connection, open a Chrome browser window and go to lausd.reading.amplify.com.</div><div>2. From the login page, click the Settings icon in the upper-right corner. Select Bookmarks and bookmark this page.</div><div>3. Make sure the bookmark is named Amplify Reading and the selected folder is the Bookmarks bar. Click Done.</div><div>4. The Amplify Reading bookmark is now added to the bookmark bar at the top of the page.</div><div></div><div>5. Double-click the bookmark to open Amplify Reading.</div></div><div><div></div><div>Settings icon</div></div></div>	<div><div><div>1. With an active internet connection, open a Safari window and go to lausd.reading.amplify.com.</div><div>2. From the login screen, tap the Share icon to the right of the address bar.</div><div>3. In the dropdown menu that displays, tap Add Bookmark.</div><div>4. An options box will display, in Add this page to: select Favorites. The Bookmark icon and its label will display underneath. Tap Save.</div><div>5. The Amplify Reading icon is now added to the Favorites screen.</div><div>6. Tap the Sidebar icon to open Favorites, Amplify Reading icon to open Amplify Reading from the favorites screen.</div></div><div><div></div><div>Share icon</div><div></div><div>Bookmark icon</div><div></div><div>Favorites icon</div><div></div><div>Sidebar icon</div></div></div>

Enable Class Login

On each student device:

1. Navigate to lausd.reading.amplify.com.
2. Select "Enable Class login".
3. Enter your district credentials.
4. Now students can log in with a Class Code, which is located on your teacher dashboard (see the instructions below for retrieving your class code).

NOTE: If you enabled Class Login during the '18-'19 school year you do not need to complete these steps (unless devices have been reset).



Retrieving your Class Code and Student Login IDs

1. Navigate to your desired class or group.
2. View Student Login IDs in teacher dashboard column; click class settings to view Class Code.
3. Print Student Login IDs and Class Code by clicking the print icon and selecting "Print Student Login IDs".
4. We recommend you write your unique 3-digit code on the class code flyer (pg.5) and place it near your classroom devices.

Amplify

Reading

REPORTING

TEACHER GUIDE

MANAGE CLASSES

JASON TAYLOR

Taylor - Grade 1

CLASS SETTINGS

STUDENT

Student Login ID for Class Login

LOGIN ID

MOY

USAGE

Last 14 days

Phonological Awareness

Letter-Sound Correspondence

Letter Combinations

Early Decoding

Advanced Decoding

Micro-comprehension

Key Ideas & Details

Integration of Knowledge & Ideas

Craft & Structure

Vocabulary

Abel, Tyrell	TA-111		41 m													
Ahrens, Manuel	MA-123		26 m													
Akiyama, Shrinivas	SA-088		38 m													
Baldwin, Katie	KB-097		27 m													
Bhattacharya, Samuel	SB-038		35 m													

✓ Logging in for teachers


Teacher Credentials

Teachers need their LAUSD SSO credentials to log in.

Teacher Login

You can view student progress and class code information through the Amplify Reading teacher dashboard.

1. Navigate to lausd.mclasshome.com.
2. Log in with your LAUSD SSO credentials.
3. Click the “**mCLASS Amplify Reading Edition**” tile.
4. Click the **Amplify Reading** button in the banner to view class and student progress in Amplify Reading.



Sign in with your organizational account

[Sign in](#)

Enter your full LAUSD email address and password to Log In.
e.g (msmith@lausd.net, mary.smith@lausd.net)

Mel Lee
Sunnyside Elementary
2018-2019

[mCLASS®: Amplify Reading Edition](#)

[Math](#)

[Español](#)

[Online Assessment Management](#)

[CKLA™ 2nd Edition Resources](#)

[Training](#)

[Reporting](#)

[Sync Status](#)

Welcome back! We made planning instruction easier.
[Learn more](#)

Amplify mCLASS

Mel Lee Home Print Admin Help Logout

District King of Prussia Center for Early Reading School King of Prussia Center for Early Reading Class/group Mrs. Andrews Reading

Benchmark Progress Instruction Home Connect [Amplify Reading](#) mCLASS Intervention

BOY - MOY MOY - EOY Zones of Growth

How to read assessment details

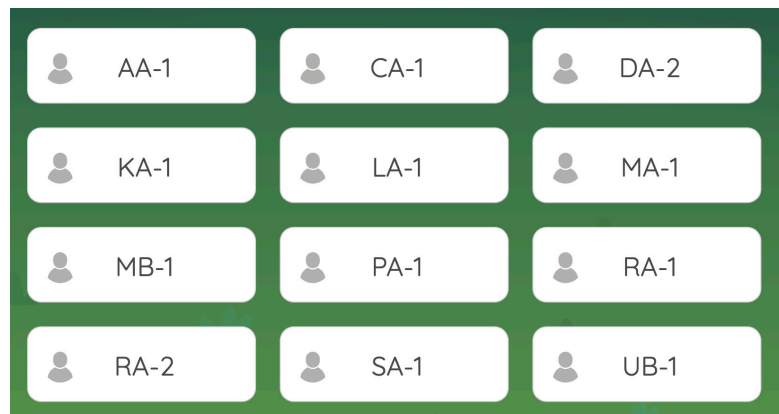
✓ Logging in for students

Student Credentials

Students need their Class Code and Student Login ID to login.

Student Login

1. Students will select Amplify Reading bookmark or navigate to lausd.reading.amplify.com.
2. Student will enter Class Code and select Student Login ID.



✓ Ongoing Support

There are several resources available to you during your use of Amplify Reading.



1. View additional resources on our help site at: my.amplify.com/help/reading.
2. Use the chat function on both the help site and teacher dashboard to chat with our team in real time.
3. You can also reach out to help@amplify.com at any time.

Class Code

