

GETTING STARTED GUIDE

Built for middle school students and teachers



GO ONLINE NOW TO TRY AMPLIFY ELA



Access printed materials online at amplify.com/ela-review-va-login

Password: readingK-8fun

Amplify ELA is a blended curriculum designed specifically for grades 6–8. The heart of every lesson is the text. We enable teachers to teach skills through texts and develop their students' muscles for building meaning through reading. With Amplify ELA, students dive into complex texts and make observations, grapple with interesting ideas, and find relevance for themselves.

We are the program for middle school teachers, offering rich texts that are a delight to teach, better connections with your students through powerful differentiation and assessment tools, and step-by-step instructional guides and resources that save you time and simplify your day.

Welcome to Amplify ELA

We are extremely proud of Amplify ELA and appreciate your taking the time to review the program. We developed Amplify ELA specifically for middle school students and teachers. We understand that middle schoolers are at just the right developmental moment to appreciate finding, in great literature, connections to their changing identities and burgeoning questions about the world. Yet, the demands of increasingly rigorous standards, disparities in student skill levels, and decreasing attention spans make it harder than ever before to fulfill your vision.

That's why we built Amplify ELA: to ignite the spark of inquiry in even your least engaged students and to get all of your students to truly love reading and writing. We help you make sure the standards are covered, the skills are taught, your students are scaffolded and encouraged, and the test is prepped. But we do this in the background so you can spend your time bringing the text to life, making the classroom hum, and letting each student know you are paying attention to their growth.

Sincerely,

Deb Sabin, Chief Academic Officer



Amplify.

© 2019 Amplify Education, Inc.
All trademarks and copyrights are the property of Amplify or its licensors.

Table of contents

How Amplify ELA meets the instructional shifts 6

What's included 10

Inside an Amplify ELA classroom 11

Responding to the rigor of the common core 12

Curriculum overview 14

Grade 6 units 16

Grade 7 units 18

Grade 8 units 20

Customer requirements 22

How Amplify ELA meets the instructional shifts

The Common Core standards for English Language Arts support the three key ELA instructional shifts to prepare students to be college and career ready:

1. building knowledge through content-rich literary and informational text;
2. regular practice with complex text and its academic vocabulary; and
3. reading and writing grounded in evidence from literary and informational text.



Building knowledge through content-rich literary and informational text

In order for students to develop a base of knowledge that spans a variety of subjects, they must be exposed to a wide range of literature and texts. Amplify ELA curates texts and develops content to systematically build students' knowledge about global bodies of literature, history, science, a variety of text genres, and to develop crucial vocabulary within a unit and through and across grades. Amplify has put careful consideration into its text selections, ensuring that they are sequenced appropriately so that students continue to build knowledge as they progress to the next grade. All texts, both fiction and informational, cover a wide range of subject areas, from classic literature to neuroscience to Greek mythology to modern poetry. In 6th grade, students learn to “read like an investigator” as they embark on a multi-genre study into the mesmerizing world of scientific and investigative sleuthing. As they read about how American and Cuban[a] doctors teamed up to solve the mystery of yellow fever, students grapple with clues, evidence, and scientific data. In 7th grade, students practice the fundamentals

of close reading as they follow the journey of Ji Li Jiang, a young girl coming of age during the Cultural Revolution in China. Students examine propaganda posters and photos from the time to build their background knowledge and write about Ji Li's change in feelings and motivations over time. And finally, in 8th grade, students view dramatic readings to breathe life into the Narrative of the Life of Frederick Douglass, complex and powerful example of persuasive writing.[b][c] Students read the Gettysburg address and explore rich archival images and maps to better understand the world Douglass was writing about.

Each unit in Amplify ELA includes multiple opportunities for students to demonstrate skills and knowledge in end-of-unit essays, summative assessments, and other culminating tasks. Amplify ELA's vocabulary program is designed to expose students to words they will see in the texts they are studying, in multiple contexts, all while practicing different vocabulary skills.

Regular practice with complex text and its academic vocabulary

Within Amplify ELA, students will interact daily with complex text. In doing so, we build their “meaning-making” muscles—students engage with complex texts, make observations, grapple with interesting ideas, and make meaning for themselves. The texts in Amplify ELA are analyzed and carefully chosen for quantitative measures, qualitative measures, and reader and task considerations.

- For quantitative measures, all texts include a Lexile score, which evaluates word frequency and sentence length to assess a text’s readability. We provide a range of Lexile scores for each unit in the grade-level overviews. Note that, since Lexile scores are designed to analyze prose, we are unable to provide Lexile data for the poems and plays included in our curriculum.
- Qualitative measures include the text’s structure, language features, knowledge demands, and levels of meaning or purpose. We provide a description of the qualitative measures of the core texts in each unit in the grade-level overviews.
- Reader and task considerations include reader variables, such as the knowledge and experiences related to the topics, and task variables, such as purpose and complexity generated by the task assigned and the questions posed. We provide a description of the reader and task considerations of the core texts in each unit in the grade-level overviews. These descriptions reflect the demands the activities make on students in the lessons in Amplify ELA, with consideration of both a) their place in the curriculum sequence and the cumulative knowledge and skills they have gained by this time, as well as b) how much support and scaffolding they receive to understand both literal and deeper layers of meaning.



Reading and writing grounded in evidence from literary and informational text

Amplify ELA lessons are aligned to language arts standards; provide instruction on and practice with key skills; and are designed to meet specific reading, writing, research, and/or speaking and listening objectives. More than 80% of the questions in Amplify ELA are text-dependent/text-specific, requiring students to draw on textual evidence to support inferences and conclusions.

Speaking and listening activities require students to independently discern a speaker's key points, request clarification, and ask relevant questions. Many lessons incorporate partner discussion of challenging passages, where students produce writing to demonstrate their initial understanding of a reading, engage in in-depth discussions with

a partner that invite them to revise their thinking, and demonstrate in writing how their thinking has changed.

Amplify ELA also includes opportunities for students to engage in more formal, sustained discussions via debates and Socratic Seminars at every grade level. In these activities, teachers can observe students' ability to explicitly draw on evidence they have prepared on a topic, text, or issue; follow rules for collegial discussions and decision-making; pose questions that connect the ideas of several speakers; respond to other students' questions and comments with relevant evidence, observations, and ideas; and acknowledge new information expressed by their classmates.



What's included

Each grade level includes digital and print materials required to teach Amplify ELA in the classroom for an entire year.

Student print materials

The Student Edition and Writing Journal are used over the course of the year. You'll notice that the Student Edition often references the Writing Journal where students complete their work when offline.

Teacher print materials

The Teacher Edition is used to plan for and deliver most instruction in the program.

Amplify ELA Grade 6*

- ☐ **Teacher Edition Set**
 - 6A: Dahl & Narrative
 - 6B: Mysteries & Investigations
 - 6C: The Chocolate Collection
 - 6D: The Greeks
 - 6E: *Summer of the Mariposas*
 - 6F: The Titanic Collection

- ☐ **Student Edition**

- ☐ **Writing Journals**
 - 6A: Dahl & Narrative
 - 6B: Mysteries & Investigations
 - 6C: The Chocolate Collection
 - 6D: The Greeks
 - 6E: *Summer of the Mariposas*
 - 6F: The Titanic Collection

- ☐ ***Summer of the Mariposas***

Amplify ELA Grade 7*

- ☐ **Teacher Edition Set**
 - 7A: *Red Scarf Girl* & Narrative
 - 7B: Character & Conflict
 - 7C: Brain Science
 - 7D: Poetry & Poe
 - 7E: The Frida & Diego Collection
 - 7F: The Gold Rush Collection

- ☐ **Student Edition**

- ☐ **Writing Journals**
 - 7A: *Red Scarf Girl* & Narrative
 - 7B: Character & Conflict
 - 7C: Brain Science
 - 7D: Poetry & Poe
 - 7E: The Frida & Diego Collection
 - 7F: The Gold Rush Collection

- ☐ ***A Raisin in the Sun***

Amplify ELA Grade 8*

- ☐ **Teacher Edition Set**
 - 8A: Perspectives & Narrative
 - 8B: Liberty & Equality
 - 8C: Science & Science Fiction
 - 8D: Shakespeare's *Romeo and Juliet*
 - 8E: Holocaust: Memory & Meaning
 - 8F: The Space Race Collection

- ☐ **Student Edition**

- ☐ **Writing Journals**
 - 8A: Perspectives & Narrative
 - 8B: Liberty & Equality
 - 8C: Science & Science Fiction
 - 8D: Shakespeare's *Romeo and Juliet*
 - 8E: Holocaust: Memory & Meaning
 - 8F: The Space Race Collection

- ☐ ***Gris Grimly's Frankenstein***

* Each grade level bundle also includes a Student Digital License which can be accessed by visiting learning.amplify.com and using the credentials on the cover of this guide.

Inside an Amplify ELA classroom

Amplify ELA includes interactive group activities, print materials, and powerful digital tools to support online and offline teaching and learning. Highly adaptable and user-friendly, the program gives schools and teachers flexibility based on their technology resources and preferences.

Teachers can plan for instruction either on their laptops or using the printed Teacher's Guides. When delivering instructions, teachers can project media such as images or video. Students can work out of the digital program or in their Student Writing Journals.

For students



Reading and group activities

Student Edition (print and digital)



Writing

Student Writing Journal and digital Student Edition



Apps

Interactive Quests, vocabulary, digital library with over 650 books, and more.

For teachers



Instruction

Teacher Edition (print and digital)



Projection materials

Responding to the rigor of the common core

Amplify ELA has full standards coverage in both print and digital. Standards are clearly labeled for teachers in each lesson overview, so teachers save time planning and can get back to what they love—teaching reading, literature, and writing. Lessons include exit tickets tied directly to focus standards, so teachers can assess learning while they instruct.



Standards in the Program

Grade

An interactive standards map helps teachers understand at a glance how standards work throughout the year. You can also quickly search the program by standard to understand exactly how it's supported in each unit.

Unit

Whenever teachers dive into a unit, the overview clearly identifies which standards it covers.

Lesson

Each of the key standards a student will use as they work through the activities is clearly identified in the lesson brief.

While students must work across standards in any close reading or writing activity, Amplify ELA has identified a focus standard for each lesson. The focus standard highlights the key standard targeted by the lesson, along with the lesson activity that engages the student in the best practice of this focus standard.

We also provide **exit tickets** at the end of each lesson to let the teacher know which students are on track and which may need more support.

Lesson Brief

Overview

Preparation

Lesson Objective

Standards

Materials

Phineas Gage: A Gruesome but True Story About Brain Science 1 - "Horrible Accident" in Vermont

Sample Writing Responses 1

FOCUS STANDARDS

CCSS.ELA-LITERACY.RI.7.2

Determine two or more central ideas in a text and analyze their development over the course of the text; provide an objective summary of the text.

OTHER STANDARDS ADDRESSED IN THIS LESSON

CCSS.ELA-LITERACY.RI.7.1

Cite several pieces of textual evidence to support analysis of what the text says explicitly as well as inferences drawn from the text.

CCSS.ELA-LITERACY.RI.7.4

Determine the meaning of words and phrases as they are used in a text, including figurative, connotative, and technical meanings; analyze the impact of specific word choices on meaning and tone, including loaded language and word connotation.

Write

Students choose one of passages from the preceding activity, then describe what the author did to engage the reader in that passage. (12 min)

DIFFERENTIATION

ON THE FLY SUPPORT

INSTRUCTIONAL GUIDE

INSTRUCTIONAL GUIDE

STANDARDS

MY NOTES

FOCUS STANDARDS

CCSS.ELA-LITERACY.SL.7.1

Engage effectively in a range of collaborative discussions (one-on-one, in groups, and teacher-led) with diverse partners on grade 7 topics, texts, and issues, building on others' ideas and expressing their own clearly.

CCSS.ELA-LITERACY.RI.7.5

Analyze the structure an author uses to organize a text, including how the major sections contribute to the whole and to the development of the ideas.

Excerpt from Chapter 1 in Phineas Gage: A Gruesome but True Story About Brain Science by John Fleischman

"Horrible Accident" in Vermont

Choose one of the passages that you looked at in the preceding activity. Describe and explain exactly what Fleischman does in this passage with his writing to grab you.

Getting started guide: Built for middle school students and teachers | 13

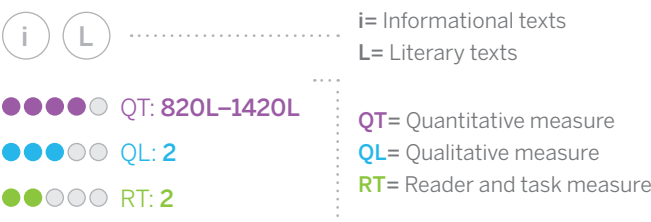
Curriculum overview

The following grade overviews illustrate how the Amplify ELA curriculum has been carefully designed around sets and sequences of compelling texts that support deep engagement with the three instructional shifts called out by the Tennessee English Language Arts standards. The units target what is most powerful about each text, engaging students in a variety of reading, writing, and speaking and listening activities that put the text at the center of instruction. Over the year, students explore text structures and elements across a broad range of genres—including plays, poetry, memoirs, visual documents, primary and secondary sources, and audio and video performances. Equally important, they'll develop a broad vocabulary and knowledge of a wide range of subject areas—from classic literature to contemporary literature, from neuroscience to key American thinkers, from modern, seminal drama to Greek mythology.



Path of text complexity

Amplify carefully selects and curates texts with the goal that all students work with increasing independence and proficiency with texts at their grade band level of complexity. To accomplish this goal, Amplify carefully considers three factors in determining the placement of texts within a grade and unit: qualitative measures, quantitative measures, and reader and task considerations.



The **quantitative** measure in purple reflects the Lexile band, based on the Lexile scores of the range of texts within the unit. Lexile scores are based on a measurement of vocabulary word frequency and sentence complexity.

- Band 1—Lexile 450–790
- Band 2—Lexile 770–980
- Band 3—Lexile 955–1155
- Band 4—Lexile 1080–1305
- Band 5—Lexile 1215–1355

The **qualitative** measure in blue reflects the texts' structural and stylistic complexity, the layers of meaning, and the knowledge demands required of the reader to understand the text. At a unit level, this measure also takes into account the inter-textual complexity. The scale is from 0–5, with 5 indicating the highest level of complexity.

The reader and task measure in green considers the complexity of the tasks that accompany the texts and the demands that these tasks place on readers. In determining this measure, Amplify considers the placement of texts within a unit, grade, or program; the knowledge demands and the supports put in place to scaffold this knowledge; the complexity of the key tasks and sequence of steps leading up to those tasks.

Grade 6 units



●●●●● QT: 1090L

●●●●● QL: 2

●●●●● RT: 2

6A: Dahl & Narrative

TOPIC & THEME

The impression of a moment

READING

Observe how an author creates a character

WRITING

Focus on a moment in the text and develop a unique perspective about it

ACTIVITY HIGHLIGHTS

Respond with constructive comments to peers' writing

TEXT FEATURES

Memoir with vivid descriptions and 20th century British slang



●●●●● QT: 750L–1170L

●●●●● QL: 3

●●●●● RT: 3

6B: Mysteries & Investigations

TOPIC & THEME

Reading like an investigator

READING

Assess the credibility of evidence used to support conclusions

WRITING

Explain which trait is most useful to problem-solving investigators

ACTIVITY HIGHLIGHTS

Use an app to identify, organize, and evaluate claims and supporting evidence

TEXT FEATURES

Narrative nonfiction of scientific discoveries, detective stories, inductive reasoning



●●●●● QT: 860L–1540L

●●●●● QL: 4

●●●●● RT: 4

6C: The Chocolate Collection

TOPIC & THEME

Facts and stories of chocolate through the ages

READING

Identify various sources' perspectives on a topic

WRITING

Synthesize information from several sources to develop an argument

ACTIVITY HIGHLIGHTS

Scavenger hunts, debate, internet research, and media project

TEXT FEATURES

Primary and secondary source materials, varied topics and perspectives

GRADE 6 UNITS



L

●●●●● QT: 870L–1140L

●●●●● QL: 4

●●●●● RT: 3

6D: The Greeks

TOPIC & THEME

Man vs. gods in Ancient Greece

READING

Analyze what symbolic characters show about human nature

WRITING

Write about the development of a shared theme in two texts

ACTIVITY HIGHLIGHTS

Myth World Quest, write original interpretations of ancient myths

TEXT FEATURES

Modern prose retellings of myths and translation of ancient narrative poem



L

●●●●● QT: 840L–860L

●●●●● QL: 3

●●●●● RT: 4

6E: Summer of the Mariposas

TOPIC & THEME

The hero's journey through Aztec mythology

READING

Trace a character's arc from the beginning of a novel to the end

WRITING

Analyze how character traits assist a heroic character on their journey

ACTIVITY HIGHLIGHTS

Fishbowl discussions, presentations of research on Aztec mythology

TEXT FEATURES

Latinx YA novel incorporating magical realism, Aztec mythology, hero's journey



i

L

●●●●● QT: 800L–1620L

●●●●● QL: 4

●●●●● RT: 4

6F: The Titanic Collection

TOPIC & THEME

The lives and experiences of the Titanic passengers

READING

Compare and contrast perspectives on a single event

WRITING

Develop a question, conduct research, and create a multi-media project

ACTIVITY HIGHLIGHTS

Research and role-play a Titanic passenger and write from their point of view

TEXT FEATURES

Compelling artifacts from voyage (menus, journals), letters, photographs

Grade 7 units



●●●●● QT: 780L

●●●●● QL: 3

●●●●● RT: 2

7A: Red Scarf Girl & Narrative

TOPIC & THEME

The impact of individual experiences

READING

Examine the differences between a character's thoughts and actions

WRITING

Use revision to strengthen elaboration

ACTIVITY HIGHLIGHTS

Use an app to trace a character's level of hopefulness over the course of a text

TEXT FEATURES

Memoir of the Chinese Cultural Revolution, historic propaganda images



●●●●● QT: 870L–1400L

●●●●● QL: 3

●●●●● RT: 3

7B: Character & Conflict

TOPIC & THEME

Individual dreams, family dynamics, and societal restrictions

READING

Analyze a character's unconscious motivations

WRITING

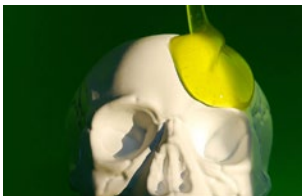
Make thematic connections across genres

ACTIVITY HIGHLIGHTS

Perform scenes, analyze film, compare historical and fictional portrayals

TEXT FEATURES

Mid-20th century African-American drama, memoir, poetry



●●●●● QT: 970L–1310L

●●●●● QL: 4

●●●●● RT: 4

7C: Brain Science

TOPIC & THEME

Brain development and brain disorders

READING

Synthesize information from multiple texts to develop understanding of a topic

WRITING

Describe facts, explain concepts, and convince the reader of an opinion

ACTIVITY HIGHLIGHTS

Perception Academy Quest, discussions to refine conceptual understanding

TEXT FEATURES

Narrative and informational nonfiction about discoveries in brain science

GRADE 7 UNITS



L

●●●●● QT: 820L–1530L

●●●●● QL: 4

●●●●● RT: 3

7D: Poetry & Poe

TOPIC & THEME

Reading like a movie director

READING

Evaluate the reliability of a fictional narrator

WRITING

Compare and contrast characters' perspectives on a narrative

ACTIVITY HIGHLIGHTS

Use a storyboarding app, debate narrator's sanity, compare film adaptations

TEXT FEATURES

American poetry and Gothic literature with unreliable narrators



i L

●●●●● QT: 910L–1430L

●●●●● QL: 5

●●●●● RT: 4

7E: The Frida & Diego Collection

TOPIC & THEME

Art as personal and political expression

READING

Identify various sources' perspectives on a topic

WRITING

Synthesize information from several sources to develop an argument

ACTIVITY HIGHLIGHTS

Descriptive writing, Socratic seminar, internet research, and media project

TEXT FEATURES

Paintings, memoirs, articles, letters portraying unconventional artists



i L

●●●●● QT: 1020L–1600L

●●●●● QL: 4

●●●●● RT: 4

7F: The Gold Rush Collection

TOPIC & THEME

The characters and conditions of the California gold rush

READING

Explore how circumstances united a diverse group of historical characters

WRITING

Develop a question, conduct research, and create a multimedia project


ACTIVITY HIGHLIGHTS

Research one of the key groups in the gold rush and write a gold rush diary

TEXT FEATURES

Primary and secondary source documents, poems, lyrics, maps, and images

Grade 8 units



●●●●● QT: 890L–1080L

●●●●● QL: 3

●●●●● RT: 3

8A: Perspectives & Narrative

TOPIC & THEME

The craft of narrative

READING

Notice the impact of author's craft and structure

WRITING

Write a narrative about a childhood memory

ACTIVITY HIGHLIGHTS

Write personal narratives, workshop with peers, watch video author interviews

TEXT FEATURES

WWII memoir and contemporary coming-of-age first-person narratives



●●●●● QT: 900L–1500L

●●●●● QL: 5

●●●●● RT: 4

8B: Liberty & Equality

TOPIC & THEME

The meaning of “all men are created equal”

READING

Evaluate the argument and specific claims in a narrative text

WRITING

Analyze how authors use language to make a case for liberty and equality

ACTIVITY HIGHLIGHTS

Emancipation Quest, watch dramatic readings, deliver abolitionist speech

TEXT FEATURES

19th century language and syntax, complex rhetorical styles



●●●●● QT: 980L–1540L

●●●●● QL: 4

●●●●● RT: 4

8C: Science & Science Fiction

TOPIC & THEME

Creators vs. creations

READING

Apply abstract concepts to an author's portrayal of a character

WRITING

Argue opposing claims about a character and resolve the contradiction

ACTIVITY HIGHLIGHTS

Write from a character's perspective, debate making creature a partner

TEXT FEATURES

Gothic text in graphic form, archaic language, Biblical and mythological allusions

GRADE 8 UNITS



L

●●●●● QT: N/A

●●●●● QL: 5

●●●●● RT: 3

8D: Shakespeare's Romeo & Juliet

TOPIC & THEME

Introduction to Shakespearean themes and language

READING

Connect characters' development to a conceptual framework

WRITING

Choose between contradictory positions and argue with evidence

ACTIVITY HIGHLIGHTS

Perform scenes from the play, compare filmed performances to text

TEXT FEATURES

Drama with Elizabethan language, inverted syntax, extensive figurative language



i L

●●●●● QT: 800–1200L

●●●●● QL: 4

●●●●● RT: 5

8E: Holocaust: Memory & Meaning

TOPIC & THEME

The influences and responses to Hitler's Holocaust

READING

Synthesize multiple accounts to develop understanding and empathy

WRITING

Analyze the impact of propaganda and explain the response to unfolding events

ACTIVITY HIGHLIGHTS

Image analysis, watch video with survivor, discuss importance of remembering

TEXT FEATURES

Poems, articles, memoirs, graphic novel, portrayals of sensitive content



i L

●●●●● QT: 870L–1490L

●●●●● QL: 5

●●●●● RT: 4

8F: The Space Race Collection

TOPIC & THEME

The successes and sacrifices of space exploration

READING

Compare and contrast perspectives on a topic

WRITING

Develop a question, conduct research, and create a multimedia project

ACTIVITY HIGHLIGHTS

Research a cosmonaut or astronaut and write blog entries from their point of view

TEXT FEATURES

Primary and secondary source documents, poems, and images

Customer requirements

Below is information listing hardware, software, telecommunications and other requirements for Amplify ELA. Customers are responsible for meeting these requirements for use of our products.

School year 2019–2020 requirements

Amplify ELA requires the ability to project from a teacher device.

Supported device requirements

Minimum requirements	Devices recommended for optimal performance and experience
iPad 5+	
<ul style="list-style-type: none">Operating system: iOS 11+Browser: Safari 11+	<ul style="list-style-type: none">iPad Air 2iPad 5+
PC	
<ul style="list-style-type: none">1.4 GHz dual core or greater, 1024 x 768 or higher, 4GB of RAM or higher.Operating system: Windows 7+Browser: Chrome – latest 2 versions	Windows 7+
Chromebook	
<ul style="list-style-type: none">1.4 GHz dual core or greater, 1024 x 768 or higher, 4GB of RAM or higher.Operating system: Chrome OSBrowser: Chrome – latest 2 versions	<ul style="list-style-type: none">Acer Chromebook R11Samsung Chromebook 3Dell Chromebook 3189HP Chromebook x2
Mac	
<ul style="list-style-type: none">1.4 GHz dual core or greater, 1024 x 768 or higher, 4GB of RAM or higher.Operating system: OS 10.11+Browser: Safari 11+, Chrome – latest 2 versions	<ul style="list-style-type: none">MacbookMacbook AiriMac

Network environment

Minimum requirements

Wireless access points

802.11g/n/ac compatible

User devices

Connect to Amplify servers via ports 80, 443, and 9933

Latency

No more than 100 ms during peak utilization

Connection speed

2 mbps per device during peak usage (10 mbps recommended)

Whitelist URLs

For the complete list of URLs to whitelist, please visit amplify.com/whitelist



For more information,
visit **amplify.com/ela**.

Amplify.