



Data-driven insights to put you in control of your cash cycle

DLR Analytics™ gives central banks the tools they need to make evidence-based decisions for a better-managed, more efficient and more cost-effective cash cycle

Cash cycle challenges

Increasingly, central banks are facing pressure to provide transparency and quantify their decision-making. Something that's easier said than done with traditional methods of cash cycle management.



Challenges	How DLR Analytics™ helps
<p>Transparency How do you justify the decisions your bank makes? Do you have easy access to evidence to back them up?</p>	<p>Meet informed decision-making Say goodbye to educated guesswork. DLR Analytics™ gives you data-driven insights to quantify your decisions.</p>
<p>Predictability How can you better forecast demand? Do you have the right denominations in the right place at the right time? What forecasting model is the right one to use?</p>	<p>Your cash cycle. Like you've never seen it before Advanced statistical methods and popular central bank forecasting models combine to give you greater confidence in your banknote demand forecasting.</p>
<p>Visibility Do you have a clear picture of what's happening in your cash cycle? What are the main reasons for failure in circulation?</p>	<p>Look into the future DLR Analytics™ helps you understand how changes will affect your cash cycle and the life of your notes. Users can see how analogous changes have impacted other central banks.</p>
<p>Context How can you check whether you are operating within regional norms? Why has something worked in another country but not yours? How do you collaborate with other central banks more effectively?</p>	<p>A standardised approach DLR Analytics™ provides a standardised mathematical approach and language to enable better knowledge exchange and benchmarking. Global and regional aggregated, anonymised data lets you carry out comparisons of your data with others in the region.</p>

How it works

DLR Analytics™ translates your existing data into insight you can action. It runs off aggregated monthly data (no serial number data necessary!)

Using advanced statistical analysis tools, DLR Analytics™ gives you the insight you need to help you answer your most-asked questions, make better-informed decisions and dramatically improve your cash cycle.

DLR Analytics helps you:

- Quantify banknote lifetimes and monitor trends over time
- Understand the factors impacting your banknote lifetimes
- Forecast your future banknote demand and model the impact of various scenarios
- Make a better decision about whether a change of substrate is right for you
- Monitor the impact of your decisions

You'll get:

- Mathematical models that have been carefully selected and proven to be useful for central banks wanting to understand their cash cycle
- Standardized reporting
- Descriptive statistics tables
- Charts and graphs for key cash cycle metrics
- Derived data showing cash cycle and banknote lifetime analytics, trends and data
- A forecasting toolkit that features the most popular forecasting models among central bankers
- Clear help guides for each graph and support of the DLR Analytics™ team to help with interpreting if required

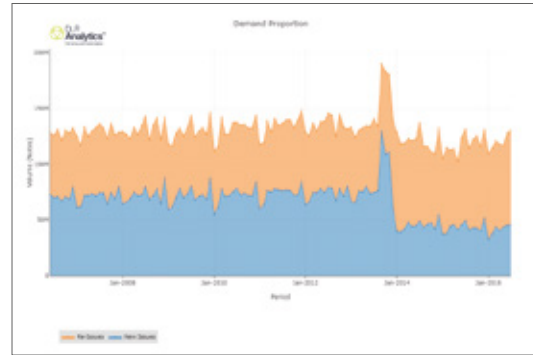
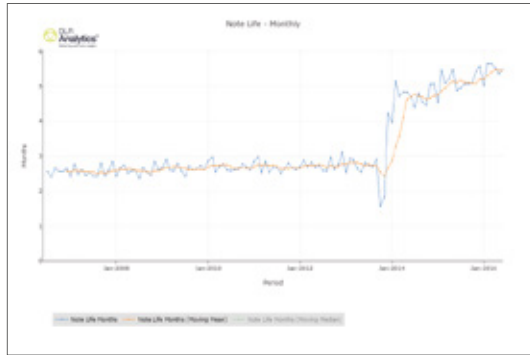


A better approach

Over 65 central banks are trying a better approach with DLR Analytics™, which has recently been awarded the Central Banking Award for Consultancy and advisory provider of the year (currency management)



Example analysis


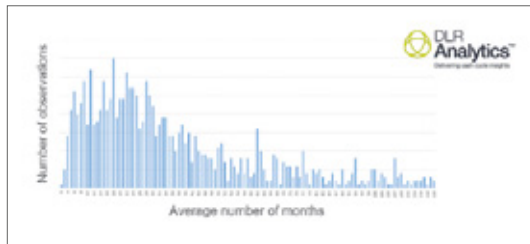


Understand note life

Being able to visualise note life helps you understand if you are going through any type of transition so you can make more accurate demand forecasts and measure how well specification changes perform in your cash cycle.

See what impacts your banknote issuance demand

See the affect changes will have on issuance demand, explore how changes of specification and clean note policy has impacted other central banks.



Aggregated global and regional data

See your data in its global and regional context to help you ask the right questions. Learn from your peers and their decisions. Put your data into a global or regional context. Benchmark yourselves and understand your position.

Strategic decisions about note life and circulation velocity

Measure your note sorting performance and remove notes from circulation once past their useful life. This analysis helps you balance circulation velocity (or return frequency) with note life.

The Cash Cycle Partnership

Powered by DLR Analytics™

Once you've signed up to DLR Analytics™, you'll automatically become a member of the Cash Cycle Partnership, a supportive community of DLR Analytics™ users.

Tap into global and regional trends

As a Cash Cycle Partnership member, you'll get access to aggregated, anonymised data which shows global and regional trends and norms, the impact of historical changes and a review of how external factors affect overall performance

You'll also get:



Monthly webinars



Access to the online user group and members' app



Annual seminars



Analytical support for questions about your cash cycle

Data security

We know that data security is essential and we're completely confident that your data within DLR Analytics™ is secure.

We employ professional hackers for regular penetration testing of DLR Analytics™ and action their recommendations to ensure that your data remains secure and we remain on top of the latest security threats.

Data security highlights:



Data and results are kept secure in your own unique database



DLR Analytics™ is cloud-hosted behind industrial-grade firewalls



You retain full ownership of the data



We encrypt sensitive data and all communication

Why work with De La Rue?



1

We're an extension of your in-house analytics team or an alternative viewpoint for central banks seeking different perspectives and challenges



2

You will join a network of over 65 other central banks



3

Our service is award winning. DLR Analytics™ was awarded the 2018 Central Banking Award for Consultancy and Advisory Provider of the Year (Currency Management)



4

We have collected and analysed statistical data for over 40 years, and turned this into a range of world-leading analytical and forecasting techniques



5

We already provide design, counterfeit analysis and public education support to central banks

Testimonials

"The model comes in handy to assess the life expectancy and manage the stocks. It is very useful to plan and reorder quantities."

Ravi Kamoda, currency manager at the Reserve Bank of Fiji

"Analytics has added value to what we are doing and perhaps given us a whole new dimension to our role as well: we can easily extract the information we require from Analytics, interpret the graphical illustrations etc. I think the difference is that we now interact a lot with the system which adds value to what we are currently doing."

Daniel Haridi, Chief Manager of Currency and the Banking Operations Department at Central Bank of Solomon Islands

"DLR Analytics provides central banks with an invaluable way of forecasting the future demand for cash – an issue ever-more prevalent, given the rise of digital payments. The software proves substantial value can be taken from simpler aggregated data, reducing the costs for central banks investigating its cash's lifecycle."

Christopher Jeffery, Chairman of the Central Banking Awards Committee and Editor-in-chief of Central Banking

"DLR allows you to see trends in other countries that are in the same situation as you or further on down the line."

Peter Balke, senior policy adviser at the Netherlands Bank

Contact us

Request a demo at your offices or online



+44 (0)1256 605000



www.delarue.com



dlranalytics@delarue.com

De La Rue is a leading provider of sophisticated products and services that keep nations, their economies and their populations secure. At the forefront of cash supply chain management and security, De La Rue is a trusted partner of governments, central banks and commercial organisations around the globe. De La Rue is listed on the London Stock Exchange (LON: DLAR).

De La Rue International Limited

De La Rue House
Jays Close
Viables
Basingstoke
Hampshire, RG22 4BS

DLR Analytics™ is a trade mark of De La Rue International Limited

Whilst we have made all reasonable efforts to ensure the accuracy of the information provided in this literature, the description of the products is one made in good faith to illustrate possible uses of our product(s). It is not intended to be relied upon for any specific purpose or use nor does it constitute a definitive or complete statement of the product itself unless it is expressly agreed in a formal contract. We reserve the right to change or withdraw part or the entire product at any time at our discretion.

The Founder's Head Device and De La Rue are registered trademarks of the De La Rue Group of Companies.

© De La Rue 2018