

## HIGH VOLUME SLIDERITE®

### SECTION A


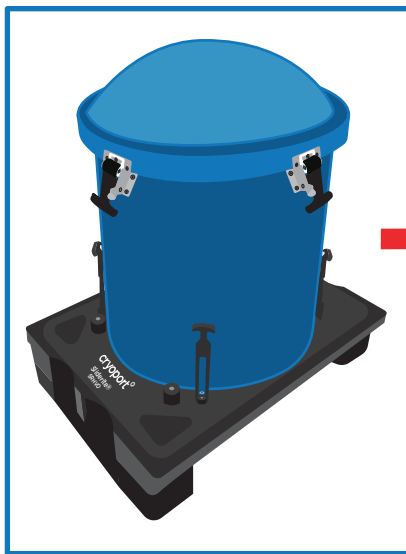
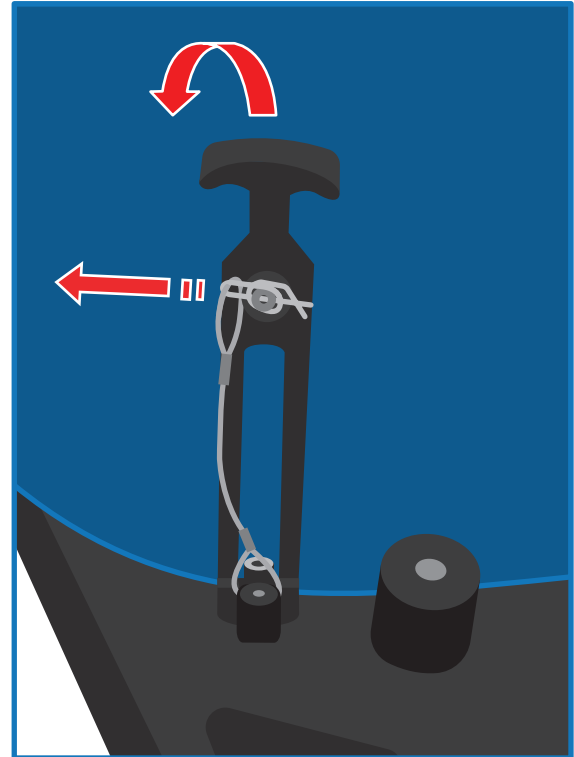
### DETACHMENT

Remove the 4 safety pins by slightly rotating and pulling by the closed end.

Remove the draw latches by pulling up-out & off of the dewar shell latch catches.

The dewar shell and the Sliderite® pallet can then be detached if required.

Reverse process to reattach.



**IF THE DRY SHIPPER DOES NOT EMIT VAPOR WHEN PLUG IS REMOVED**  
PLEASE CONTACT CUSTOMER SERVICE IMMEDIATELY, BY CALLING (949) 470-2305 OR EMAIL [CS@CRYOPORT.COM](mailto:CS@CRYOPORT.COM)

24-hour Help Line  
(949) 470-2305

Cryoport, Inc. • 17305 Daimler St. • Irvine, CA 92614  
Phone: 1-949-470-2300 | Fax: 1-949-470-2306  
[www.cryoport.com](http://www.cryoport.com) • e-mail contact: [cs@cryoport.com](mailto:cs@cryoport.com)