



## Spirit of Independence

## Equal Access for Everyone.

Introducing the newest member of the ARBOC line of buses, the Spirit of Independence. Built on the fuel-efficient RAM ProMaster chassis, this bus offers a low cost of ownership while maintaining the safety and dependability that is expected from ARBOC. The 96" wide body allows for easy maneuverability inside the vehicle for both ambulatory and wheelchair passengers. With an available passenger capacity of up to 12 ambulatory or 3 wheelchairs, the Spirit of Independence is perfect for use as a hotel shuttle, executive shuttle, in non-emergency medical transport or in the assisted living market. Occupants will appreciate the flat floor interior and superior headroom, as well as the visibility offered by the large passenger windows. Make the all-new Spirit of Independence a part of your fleet today!

## Chassis Specifications

- Chassis - Ram Pro-Master 3500 Cutaway Chassis
- Engine: 3.6L Pentastar V6 Gas / 3.0L 14 EcoDiesel V6
- Transmission: 62 TE 6-Speed Automatic
- GVWR Standard: 9,350 lbs
- GVWR Front Axle: 4,630 lbs
- GVWR Rear Axle: 5,291 lbs
- Fuel Tank: 24 Gallons
- Wheel Base: 165
- Horn: Dual Note Tone
- Tires: 225/75R16E on White Steel Powder Coated Rims and Single Rear Wheels
- Power Ports: 1-12V Port/1-USB Port
- Power Steering: Rack and Pinion
- Daytime Running Lights
- Driver Dome Light
- 50 State Emissions
- Battery: 1 AGM 90Ah/800CCA
- Alternator: 220 AMP/12V
- Brakes: Hydraulic Disc Brakes with four-wheel ABS
- Exterior Cab White
- OEM Front Standard Bumper
- Steel Rear Bumper
- Front and Rear Mud Flaps

## Mirrors

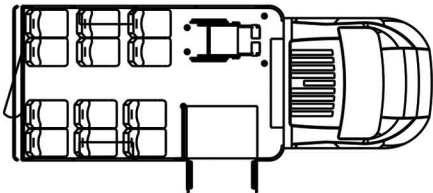
- OEM Heated / Remote Exterior Mirrors

## Windows / Doors

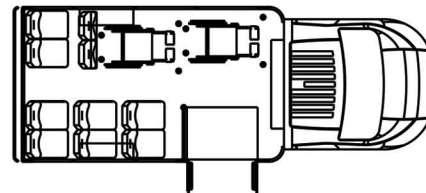
- Electric Outward Opening Sensitive Edge Passenger Doors w/39" Clear Opening
- Solid Framed Windows and Rear Egress
- One Step Entry

## Floor Plans

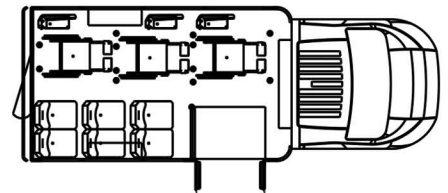
165" WB - 12 Passenger, 1 WC



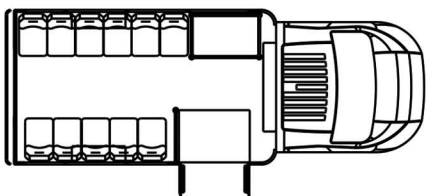
165" WB - 10 Passenger, 2 WC



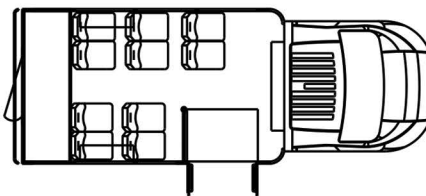
165" WB - 12 Passenger, 3 WC



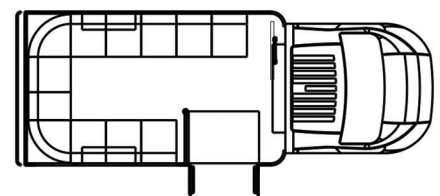
165" WB - 11 Passenger w/42" Luggage Rack



165" WB - 10 Passenger w/Rear Luggage Rack



165" WB - 12 Passenger



## Base Models

- SOI 2180 165" WB/21'-8" Overall Length

## Standard Construction

- 5/8" Wood Floor (laminated/edge sealed prior to installation)
- All Tubular E-Coated Steel Cage Construction
- Bolt & Bonded Construction
- Full Laminated Body
- Body Width: 96"
- Body Height: 103" (does not include a/c or roof hatch)
- Seating Capacity: up to 12 Passengers
- Wheel Chair Capacity: up to 3
- Meets All Applicable FMVSS Regulations

## Electrical

- 12 Volt Electrical Multiplex System
- LED Interior Lights
- Alarm Backup

## Exterior Body / Lights

- Rear Center Mounted Brake Light-LED
- Exterior Light at Entry Door-LED
- Black Rubber Wheel Well Flares
- LED Exterior Lights
- One Piece FRP Exterior Walls / Roof-White

## Interior

- Left Hand Stanchion - Stainless Steel with Modesty Panel
- One Piece FRP Interior Walls/Ceiling - Grey
- OEM Driver Seat w/Manual Seat Base
- Altro Flooring (Non-Coved) - Storm Gray