




Collins Low Floor

Safety First
Exclusive Innovations
Trusted Legacy

- + Maximum passenger capacity of 12* and a wheelchair capacity of 3*
- + Integrated 1:6 slope ramp design
- + Innovative structural design provides unparalleled safety & features an exclusive one-piece tubular roof bow design
- + Complies with School Bus and ADA requirements
- + 5-Year body warranty and limited lifetime paint warranty

*Varies based on your state and the options selected. *Photo shown with optional equipment.



SPECIFICATIONS

| MODEL | LH516WF |
|----------------------------------|-----------|
| Max Passenger Capacity | 12* |
| Max Seating Rows | 4 |
| Interior Height 6" from Sidewall | 74" |
| Interior Height at Center Aisle | 77" |
| Interior Width | 91" |
| Electric Entrance Door | 42" x 82" |
| Overall Height | 115" |
| Overall Length with Bumper | 284" |
| Overall Width with No Mirrors | 96" |
| Wheelbase | 188" |
| GVWR | 9,350 |

*Varies based on state and option selected. **Various passenger/wheelchair configurations available

POPULAR OPTIONS

- 3 Point Seats
- 5/8" Marine Grade Plywood Floor
- AM/FM/BT Radio
- Backup Alarm
- Backup Camera
- Colored Flooring
- Interior Mirrors
- Egress Window
- Rear Heater
- Rear In-Wall A/C
- Reverse Backup Sensors
- Roof Escape Hatch
- Spare Tire
- Floor Seat Track

STANDARD BODY EQUIPMENT

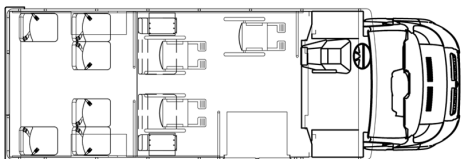
- Galvanized Steel Structure
- One-Piece HSLA Tubular Steel Roof Bows
- 1/2" Marine-Grade Plywood Flooring
- LED Interior Dome Lights
- LED Stop/Tail/Turn/Backup Lights
- Tinted 36" x 30" Split Sash Windows w/ 12" Opening
- Rear View
- Electric Entrance Door

STANDARD CHASSIS EQUIPMENT

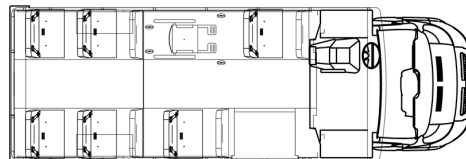
| | |
|--------------|--|
| MODEL | RAM ProMaster 3500 |
| Engine | 3.6L Gas V6 |
| Transmission | 6-Speed Auto w/ HD Overdrive |
| Fuel Tank | 24 Gallon |
| Brakes | Power, Self Adjusting w/ 4 Wheel Anti-Lock |
| Alternator | 200 Amp. Gas |
| Battery | Single 800 CCA |



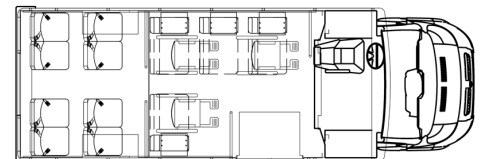
POPULAR FLOOR PLANS



P24WF - 6 Pass + 3 WC (or 10+2) + Driver



PH516WF - 12 Pass + 1 WC + Driver



PH516WF - 8 Pass + 3 WC (or 16+0) + Driver