



Collins Type A School Bus

Safety First
Exclusive Innovations
Trusted Legacy

- + Industry's largest view-out window reduces blind spots and enhances visibility
- + Innovative structural design provides unparalleled safety & features an exclusive one-piece tubular roof bow design
- + Collins exclusive external storage compartment
- + 5-Year body warranty and limited lifetime paint warranty
- + Innovative electrical system offers easy-to-access service points
- + Altoona tested simulating seven years & 200,000 miles of wear
- + Up to 34 Passengers

STANDARD CHASSIS EQUIPMENT

SRW	CHEVY/GM	FORD E-SERIES	FORD TRANSIT
Wheelbase	139"	138"	138"/156"
Engine	4.8L/6.0L Gas	6.2L/6.8L Gas	3.7L Gas/ 3.2L Diesel
Transmission	6-Speed Auto w/HD Overdrive	6-Speed Auto w/HD Overdrive	6-Speed Auto w/HD Overdrive
GVWR	9,900/10,100	10,050	9,000/9,500
Fuel Tank	33 Gallon	40 Gallon	25 Gallon
Brakes	4-Wheel Disc	4-Wheel Disc	Power w/4- Wheel Anti-Loc
Tires	LT245/75R16E	LT245/75R16E	LT235/65R16C
Alternator	220 Amp	155 Amp	250 Amp Gas/ 210 Amp Diesel
Batteries	(2) 600 CCA	(1) 650 CCA	(2) 760 CCA

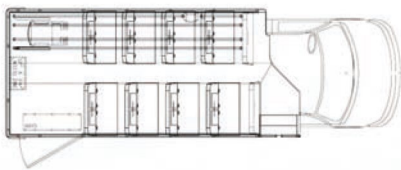
DRW	CHEVY/GM	FORD E-SERIES	FORD TRANSIT
Wheelbase	139"/159"	138"/158"	156"
Engine	4.8L/6.0L Gas	6.2L/6.8L Gas	3.7L Gas/ 3.2L Diesel
Transmission	6-Speed Auto w/HD Overdrive	6-Speed Auto w/HD Overdrive	6-Speed Auto w/HD Overdrive
GVWR	10,000/12,300/ 14,200	11,500/12,500/ 14,500	10,360
Fuel Tank	33 Gallon	40 Gallon	25 Gallon
Brakes	4-Wheel Disc	4-Wheel Disc	4-Wheel Disc
Tires	LT225/75R16E	LT225/75R16E	LT195/75R16C BSW
Alternator	220 Amp	155 Amp	250 Amp Gas/ 210 Amp Diesel
Batteries	(2) 600 CCA	(1) 650 CCA	(2) 760 CCA

POPULAR OPTIONS

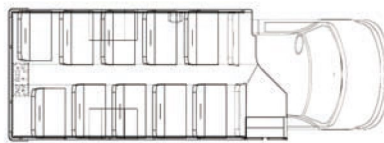
- 3 Point Seats
- 5/8" Marine Grade Plywood Floor
- Activity Seats
- AM/FM/BT Radio
- Backup Alarm
- Backup Camera
- Battery/Storage Compartment
- Child Restraint Seats
- Colored Rubber Flooring
- Crossing Control Arms
- Electric DOD Doors
- Electric Monitors
- Equipment Cage
- Fire Blocking Upholstery
- Interior Mirrors
- Kickout Window
- LED Lighting Package
- Overhead Luggage (per state)
- PA System
- Rear Heater
- Rear In-Wall A/C
- Reverse Backup Sensors
- Roof Escape Hatch
- Window and Seat Level
- Rubrails
- Safety Equipment
- Spare Tire
- Stainless Steel Wheel Covers
- Static Roof Vent
- Strobe Lighting
- Track Flooring
- Vandal Lock (Emergency Door)

STANDARD BODY EQUIPMENT

- One-Piece 1/2" Marine-Grade Plywood Flooring
- 4 Amber, 4 Red Warning Lights
- 4 Interior LED Dome Lights
- 7" Stop/Tail/Turn Exterior Lights
- 4" Stop/Tail/Backup Lights
- Rearview and Crossover Mirrors
- One-Piece Tubular Steel Roof Bows
- White Roof
- High Density Isolation Pucks
- 3-Point Seats (Required on <10,000 GVWR)
- Bench Seats (Required on <10,000 GVWR)
- Tinted 28" x 30" or 36" x 30" Split Sash Windows with 12" Opening
- Wrap-Around Rubrails at Seat and Floor Level
- Black Wrap-Around Bumper
- 1.5" Batted Insulation

POPULAR FLOOR PLANS

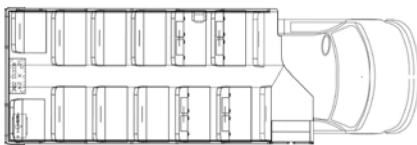
DE516WR - 24 Passenger w/ 1 WC



DH500 - 28 Passenger



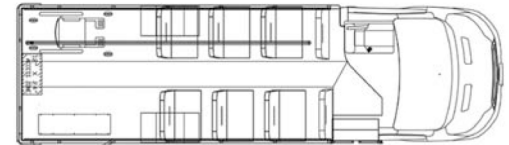
TH500 - 20 Passenger



DE516 - 35 Passenger



DH400 - 22 Passenger



TH516WR - 12 Passenger w/ 1 WC