



Federal Premier

Excellence Comes Standard

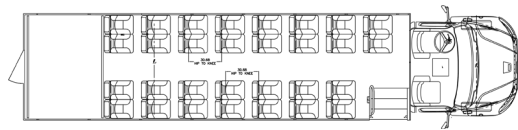
For a large-group transportation solution built for dependability, durability and coupled with all the luxury that Federal Coach is known for, the Premier Shuttle Bus is your go-to solution. Built on a heavy-duty Freightliner chassis, the Premier stands for durability without sacrificing luxury. With an all-fiberglass body, frameless windows, a one-piece fiberglass roof and available painted skirts, the Premier sets the standard in large bus elegance and stunning road presence. The standard features like interior LED lighting and large touring windows, passengers will experience style and comfort like never before. Available amenities include LCD flat screen TVs, back-up camera and alarm, under belly storage, and overhead luggage options for longer excursions.



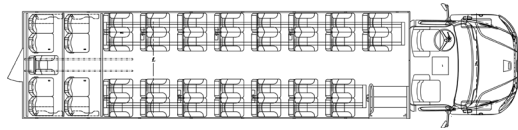
DIMENSIONS

Ceiling Height	80.75" / 205.10cm
Door Opening	32" / 81.28cm
Exterior Height	121.5" / 307.74cm
Exterior Width	102" / 259.08cm
Length	39'6" / 1203.96cm
Passengers	44 (max)
Wheelbase	305" / 685.8cm

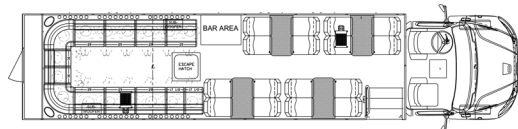
POPULAR FLOOR PLANS



32 Passenger - Forward Seating, Dedicated Rear Luggage



41 Passenger - Forward Seating, Flip-Downs/ Rear Luggage



35 Passenger - Limo Style Seating, Tables & Bar

STANDARD CONVERSION FEATURES

- Body, 102" Wide
- Bumper, Rear Steel Painted Argent
- Cage, Steel
- Door, 32" Bi-Fold
- Electrical Center
- Fiberglass Skin (Front & Rear Caps, Roof and Sides)
- Full Rubber Floor
- Floor, Plywood, Exterior Grade (Edge Sealed Sr Undercoated)
- Lights, LED Brake, Turn Signal, Back Up
- Lights, 13, Dome
- Lights, Stepwell (2), Overhead Entry (2)
- Modesty Entry Panel
- Mudflaps, Rear
- Steps, Under Cab Doors
- Undercoating, Soundproofing Frame and Structure
- Windows, Glass Large Touring - Soid with Blackout
- Grey Padded Vinyl Interior
- AM/FM/CD/MP3 Premium Radio

STANDARD CHASSIS FEATURES

- 120,000 BTU Dual Compressor A/C with 80,000 BTU Heal Coil or 40,000 BTU Heat
- 35k, 44k, 65k, BTU Under Seat Heaters
- Back Up Alarm
- Back Up Camera
- Ceiling Mount Handrail
- Ceiling Treatments
- Cargo Net
- DVD Player
- Exterior Key Entry
- Overhead Luggage
- Monitors: 7" LCD (Available Only with Overhead Luggage)
- PA System
- Painted Skirts
- Rear Cargo Door with or without Glass
- Rear Side Wheelchair Lift & Accessories
- Safety Equipment
- Seating, Freedman
- Seats, 19" Width
- Television, LCD Flat Screens - 22", 29", 32", 46"
- Under Belly Storage
- Rear Luggage Area

STANDARD CHASSIS FEATURES

- Air Suspension
- Allison Transmission
- Aluminum Wheels
- Limo Partition Wall
- 50 Gallon Fuel Tanks Undercab
- Cruise Control
- 22.5" Wheel and Tires
- Up to 33,000 GVWR
- Cummins ISB 6.7 300 HP
- Available with Hydraulic or Air Brakes
- Multiplex Electrical System
- Power Windows and Locks