

EPEC Forum Quick Start Guide



Welcome to the new EPEC Forum on NAED Connect!

To sign in, go to: <http://connect.naed.org/epec> and enter your NAED/Learning Center username and password (1), click Sign In.

A screenshot of the NAED Connect website's 'Sign In' page. The page has a red header with the NAED logo and navigation links: Cart, eStore, Live Chat, and Sign In. Below the header is a navigation bar with links: ABOUT, MEMBERSHIP, EVENTS, EDUCATION, RESEARCH, and RESOURCES. The main content area is titled 'Sign In' and contains a form with two input fields: 'Username' and 'Password'. Both fields have a red 'Required' label below them. A 'Sign In' button is located below the password field. Below the button, there is a link that says 'I don't know my [username](#) or [password](#)' and a link that says 'Create a new account'. A large grey arrow labeled '1' points to the 'Username' field. A smaller grey arrow labeled '1a' points to the 'password' link.

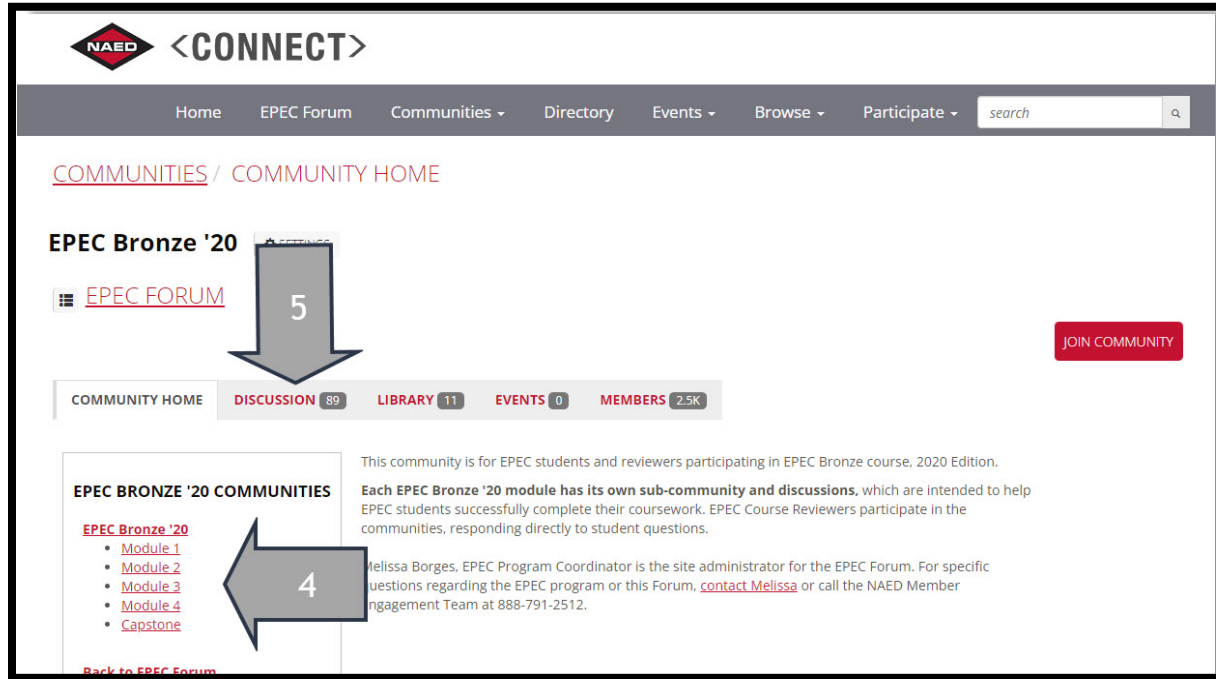
Note: Your user name is your company email address, if you don't know your password click "password" (1a) to receive an email with instructions on resetting it.

Upon logging in you will be redirected to the EPEC Forum. The Community you are viewing will appear at the top (2), to view member discussions on specific EPEC focus areas/levels (3) click the desired EPEC Level. Each level and module of the EPEC program has a separate "community" to make it easier to quickly get exactly the information you're looking for.

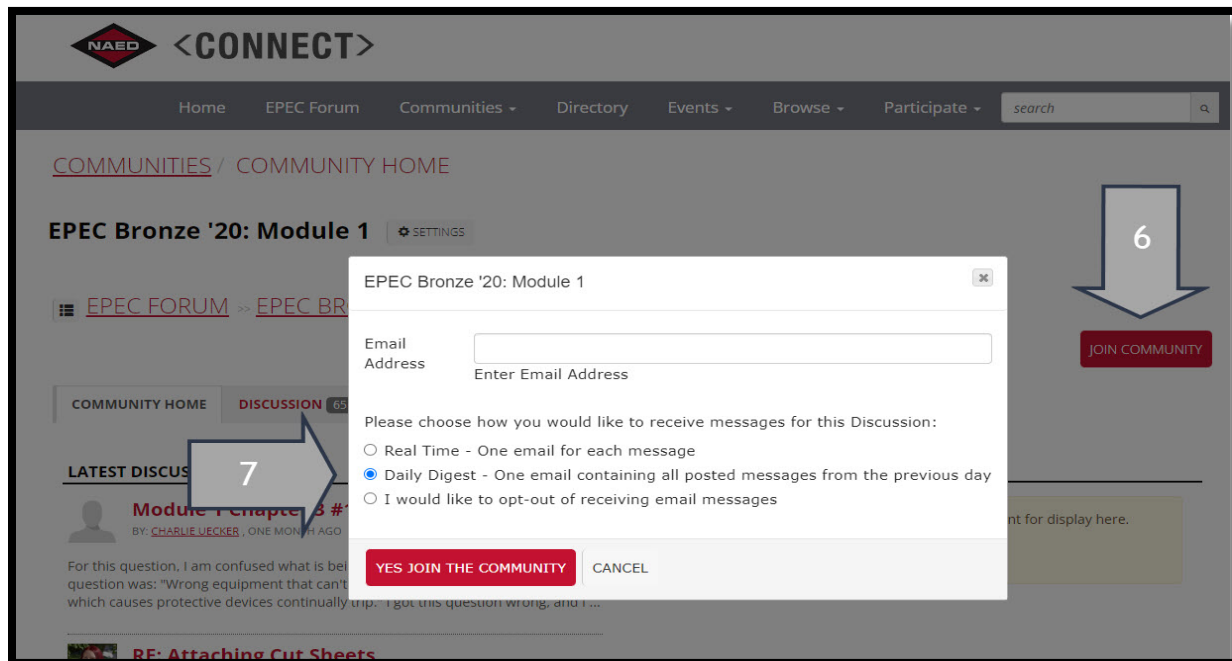
A screenshot of the EPEC Forum community page on NAED Connect. The page has a grey header with the NAED logo and '<CONNECT>' text. Below the header is a navigation bar with links: Home, EPEC Forum, Communities, Directory, Events, Browse, and Participate. A search bar is located on the right side of the navigation bar. The main content area is titled 'EPEC Forum' and has a 'SETTINGS' button. Below this is a 'COMMUNITY NAVIGATOR' section with links: COMMUNITY HOME, DISCUSSION (155), LIBRARY (36), EVENTS (0), and MEMBERS (44.9K). Below the navigator is a section titled 'EPEC FORUM COMMUNITIES' with a list of links: EPEC Bronze '20, EPEC Silver '20, EPEC Gold '20, EPEC Bronze '17, EPEC Silver '17, and EPEC Gold '17. A large grey arrow labeled '2' points to the 'EPEC Forum' title. A smaller grey arrow labeled '3' points to the 'EPEC Bronze '20' link. To the right of the list is a description of the EPEC program and a logo for 'EPEC ELECTRICAL PRODUCTS EDUCATION COURSE'.

EPEC Forum Quick Start Guide

Once you find the level (3 *previous photo*), click on the module (4 *below*) that you wish to explore. Then click the DISCUSSION tab (5) to view all of the questions/threads in that module.



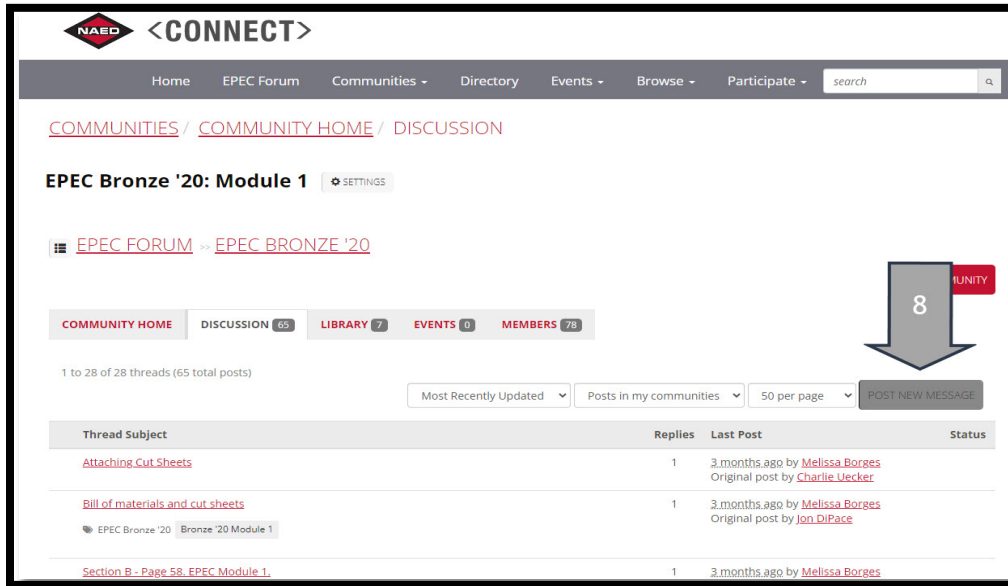
Here you can view the current discussions. If you'd like to subscribe to a community to post a question or be notified of activity within that community, then click "Join Community" on the right (6). Subscribing is not necessary if you just want to view the existing questions without future notifications.



A box will pop up asking you for your notification preferences (7) as to how often you'd like to be notified via email when activity occurs within that community. (Anytime you wish to follow a thread, you must click JOIN COMMUNITY to post questions or receive notifications following that specific question/thread.)

EPEC Forum Quick Start Guide

Don't see the answer to your EPEC program question? Post a new message and ask it! (8)



The screenshot shows the NAED <CONNECT> forum interface. The top navigation bar includes links for Home, EPEC Forum, Communities, Directory, Events, Browse, and Participate, along with a search bar. The main content area displays the breadcrumb path: COMMUNITIES / COMMUNITY HOME / DISCUSSION. Below this, the forum title is "EPEC Bronze '20: Module 1" with a settings icon. A sub-navigation bar shows "EPEC FORUM" and "EPEC BRONZE '20". A secondary navigation bar includes "COMMUNITY HOME", "DISCUSSION 65", "LIBRARY 7", "EVENTS 0", and "MEMBERS 78". Below the navigation, it indicates "1 to 28 of 28 threads (65 total posts)". There are dropdown menus for "Most Recently Updated", "Posts in my communities", and "50 per page", followed by a "POST NEW MESSAGE" button. A table lists the threads:

Thread Subject	Replies	Last Post	Status
Attaching Cut Sheets	1	3 months ago by Melissa Borges Original post by Charlie Uecker	
Bill of materials and cut sheets	1	3 months ago by Melissa Borges Original post by Jon DiPace	
Section B - Page 58, EPEC Module 1	1	3 months ago by Melissa Borges	