

herdwatch

simplifying farming.

A simple solution
to **reduce farm
paperwork** and
**make better
decisions**



Rory Best

International Rugby Legend
& Herdwatch user

Herdwatch NextGen

Leaner, Meaner & Faster

Lots of New Features

Built with Farmers,
for Farmers

User Guide



Spend less time on paperwork so you can **spend more time on things that really matter to you**, and make better farm management decisions by seeing the information that matters, when it matters. Keep your farm records safe, forever.

Getting your animals into Herdwatch


In order to download your animals into Herdwatch, you need to call CTS on 0345 050 1234 and request your 9-digit Web Service ID and Password. Note that these are different to your 12-digit DEFRA online details and is required to use farm software.

These are sent in the post so you once you receive them enter into Herdwatch and your animals will be downloaded automatically.


For more information on breeding, movements, crop r



Register a calf



- Tap the  button.
- Tap **Calf**.
- Select the **Gender**.
- Scan the barcode on the calf tag (this will open your phone camera) or enter the digits.
- Select the cow that has calved (if you have breeding records in Herdwatch then you will be shown a list of cows due).
- Fill in the **Date of Birth**, **DAM**, **Sire Breed**, **Breed** and any other information if necessary.
- Any fields in **ORANGE** are mandatory and must be filled in.
- Once ready, tap **Save** at the bottom.
- Tap **Register Calf Now**, enter your PIN and we will send the details to DEFRA immediately. You will receive a message to confirm if the registration was successful.

PRO TIP

You can register calves even quicker if you enter your serves into Herdwatch. When on a serve for a cow, click on the  button and tap on **Add Calf**, the **Dam** and **Sire** information will automatically go across into the calf registration form for you.



Create animal groups


- Tap the  button.
- Tap **Create Group**.
- Type in a name for your group under **Title** (i.e. 2020 bull calves) and tap **Next**.
- Search for the animals you want using the search icon  or use the **Filter** button to select **Gender**, **Breed**, **Age** and other filters.
- Select **Animals** and tap **Save**.

PRO TIP

When selecting animals to create a group or new record, the new **Smartlists** feature in the NextGen app will allow you to find the animals you want faster.



Remedy purchase

- Tap the  button.
- Tap **Remedy Purchase**.
- Simply scan the QR/barcode of the remedy, or select it from the list.
- Fill out the relevant information in **ORANGE** about the remedy.
- Click **Save**.

Remedies Cabinet

When a remedy purchase is recorded, it is added to your virtual remedy cabinet. This tracks quantities purchased and use allowing complete visibility over your remedy stocks.

PRO TIP

You can make selecting animals for batch dosing simple by creating an **Animal Group** and then record a single treatment for all animals in that group.



Record a treatment

- Tap the  button.
- Tap **Cattle Treatment** or **Sheep Treatment**.
- Pick the Remedy from your remedy cabinet – If it's not there, follow the guide above.
- Select the date the treatment was given.
- Fill out the relevant information in **ORANGE** about the remedy such as quantity.
- Tap **Next**.
- Select **Animals** or **Group** you treated.
- Tap **Save**.

What can Herdwatch do?

Your Herd in Your Hand

Sync seamlessly with your DEFRA online herd register.



Farm Remedy Scanner

Simply scan remedy purchases and record animal treatments in seconds for Red Tractor and Cross-Compliance.



Calf Registration On The Spot

Simply scan the tag barcode using your phone camera and notify DEFRA instantly.



Full Breeding Cycle Management

Reduce your calving interval with records and notifications on heats, serves and scans.



Weight Recording & Tracking

Record weights fast, and see Average Daily Gain immediately on your screen.



Register Animal Movements

Complete movement notifications and confirm movements into your herd in seconds.



The Watchboard™

Your farm's virtual noticeboard – actions and reminders in the palm of your hand.



Sprays & Pesticides Compliance

Manage purchases and application compliance for the Sustainable Use Directive (SUD).



Easy To Manage Reporting

All management and compliance reporting in one place.



No Connection? No Problem

The app works even without an internet connection, information will automatically back up to the cloud when possible.



Easy To Use

If you can text, you can use Herdwatch! But you're not alone, we're happy to help whenever you need us.





Easy to get started...

1

Download the app

2


Enter your holding number

3

Sync your herd

Do you
need **help?**



For more information on breeding, movements, crop management, recording weights and other records go to help.herdwatch.com or just click on the  in the app.

**Download
the app**



020 3773 2763

info@herdwatch.co.uk



www.herdwatch.co.uk

**PROUDLY PART OF
FRS NETWORK**

