



« Shaping Perfect Workspace »

Float

Agile moving panels

Lightweight, sturdy and strong, Float panels are as versatile as they are stunning.

Float is your perfect agile working buddy - a mobile panel system that glides into place in moments, on demand, anywhere you want it.

With Float, you can transform your office space in ways you've never imagined, creating a contemporary, flexible environment that's perfect for activity-based working.

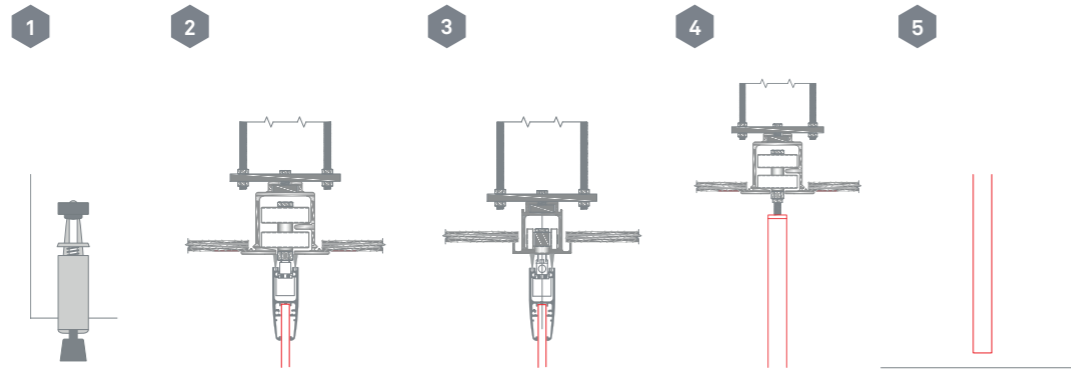


Float

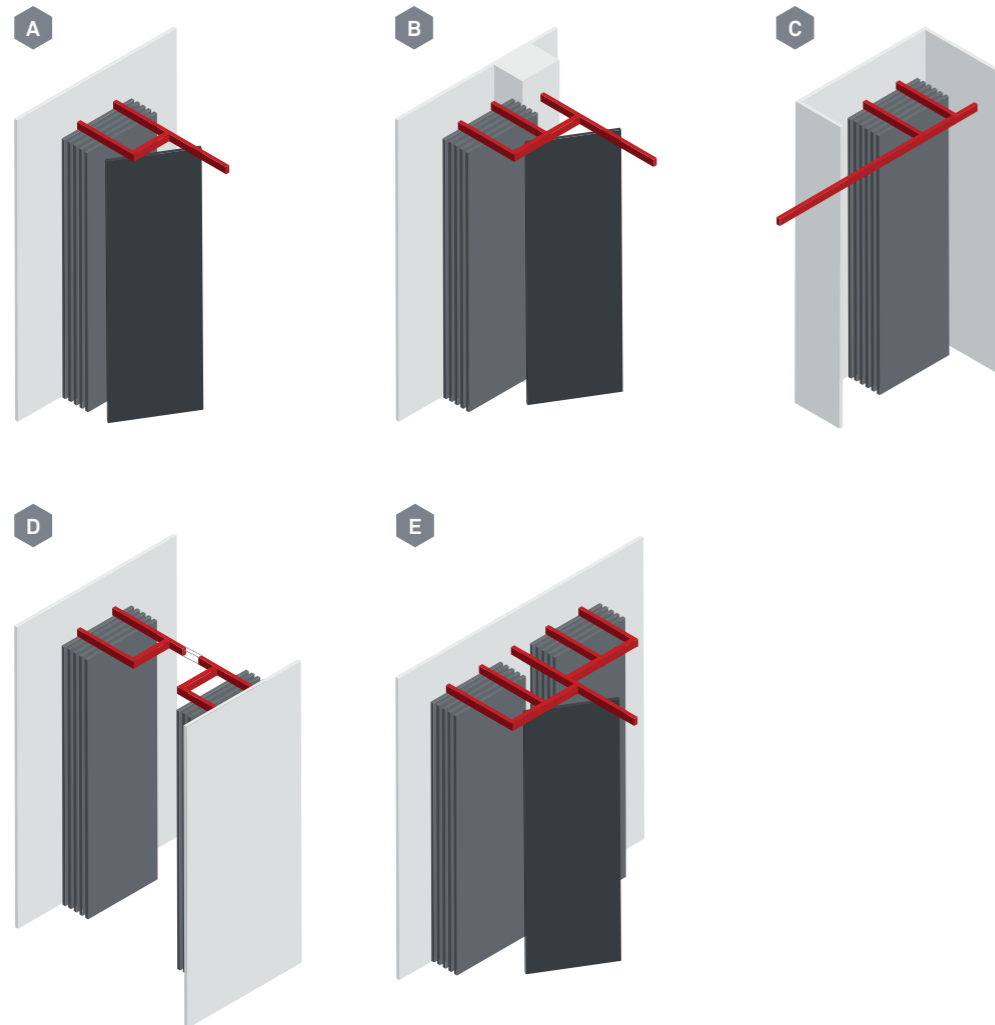
Float

Agile moving panels

TECHNICAL DETAILS



STANDARD STACKING CONFIGURATIONS



- 1. Compression Foot Bolt
- 2. Twin Point
- 3. Single Point
- 4. Profileless Head Detail
- 5. Profileless Bottom Detail

- Config A Twin-point, H-park
- Config B Twin-point, Offset Stack
- Config C Twin-point, Linear Stack
- Config D Twin-point, H-park Split
- Config E Twin-point, Split Offset Track

Please note:
Panel thickness will vary depending on system type.
Other stacking options are available on request.
Please contact Creatif for further details.

*Others available on request

Other finish types available:

- » Magnetic (No profile only)
- » Drywipe
- » Pinnable (Upto 2700mm)
- » Printed board
- » Veneer
- » Chalk
- » Mesh
- » OSB
- » Glass

* Whisper with profile has a panel thickness of 12mm. Whisper with no profile has a panel thickness of 24mm.

Please contact Creatif for details on other specialist colours we have available.

TECHNICAL INFORMATION

	FLOAT			
	Float (Profile)	Float (No Profile)	Float Whisper (Profile)	Float Whisper (No Profile)
Panel thickness	35mm	25mm	35mm	24mm
Weight KG/M2	Contact Creatif for details	Contact Creatif for details	Contact Creatif for details	Contact Creatif for details
Max. height	2880mm	2780mm	2500mm	2500mm
Max. panel width	1200mm	1200mm*	1200mm	1200mm
Board type	MFC + Aluminium	MFC + Aluminium	Polyester	Polyester
Operable stop	Floor Socket	Foot-operated Compression	Floor Socket	Floor Socket
Track system	Aluminium TP	Aluminium TP	Aluminium TP	Aluminium TP

SWATCHES

Popular Finishes




White Alabaster Light Grey



Maple Birch Beech




Cherry Natural Lancaster Oak Walnut




Other colours available on request


Whisper (water-jet cut-out shapes)*



Monte Carlo CRE-24 Le Mans CRE-09 Brands Hatch CRE-18 Silverstone CRE-03



Spa CRE-35 Bathurst CRE-11 Nurburgring CRE-12 Laguna CRE-01



Interlagos CRE-06 Monza CRE-25


Fabric Finishes



Various Colours





Printed Fabric



Other colours available on request

AVAILABLE PANELS ELEVATIONS





FEATURES & BENEFITS

- » Space flexibility – facilitates collaboration, agile and activity-based working.
- » Multiple panel finish options – personalise space according to use.
- » Optional applied acoustic panels – added reverberation reduction.

- » Create specific zones in open plan spaces – quickly enhancing employee productivity.
- » No floor track – unbroken floor surface.



Head Office
Unit 2, Hunslet Business Park,
National Road, Leeds LS10 1TE

London Showroom
79 Clerkenwell Road
London, EC1R 5AR

T+44 (0) 113 270 1239
F+44 (0) 113 239 1672
E info@creatif.org.uk

www.creatif.org.uk