

Quick Reference Guide - Article Galaxy Gadget Store

How To Manage Your Account



Reprints Desk's Article Galaxy platform features a **Gadget Store** that works like an app store. It offers a vast library of task-specific research apps, called Gadgets. Use Gadgets to enhance your research, save time, and accelerate discovery. In the Gadget Store, it's easy to find the Gadgets that meet your needs—create your free account or choose a paid plan that's right for you. [View Pricing.](#)



[TAKE A VIDEO TOUR](#)

<https://vimeo.com/320237800>

For more information, please visit info.reprintsdesk.com/gadget-store

Open Your Free Gadget Store Account


1. Visit the Gadget Store website and click on [Create Your Account](#) OR
2. Start browsing the Gadget Store and click on [Sign Up](#) in the menu.
3. Sign up at <https://www.reprintsdesk.com/login/signup.aspx>
4. Enter your information to sign up for your free account.

The screenshot shows the Article Galaxy Gadget Store homepage. At the top is a black navigation bar with the 'GS GADGET STORE' logo on the left and 'Sign Up', 'User Log In', and 'More Info' links on the right. The 'Sign Up' link is highlighted with an orange circle icon. Below the navigation bar is a search bar with the text 'Search and discover gadgets for your research'. The main content area is titled 'Welcome to the Gadget Store' and includes a brief description. Below this is a grid of gadget cards, each with an icon and a title: '3-D PROTEIN VISUALIZER', 'ABOUT GADGETS', 'ABSOLUTE REAL TIME PCR', 'ANTIBODY PROVIDER', 'What's New? ARTICLE GALAXY NEWS', 'Got a minute? ARTICLE GALAXY TOUR', 'ArticleGalaxy ARTICLE GALAXY WIDGET', and 'ARTICLE GALAXY WIDGET'. On the right side, there is a 'Have a Gadget idea?' section with a 'Submit' button, and a 'CATEGORIES' list including 'All Time Best', 'New This Week', 'Document Delivery', 'Search Tools', 'Laboratory', 'Biomolecular', 'Productivity', 'Communication', 'News', and 'All Gadgets'. At the bottom right, there is a link to 'Add a Journal Table of Contents Gadget'.

Personalize Your Dashboard

1. Add up to 8 research Gadgets to your dashboard.
2. Use the **Document Delivery Gadget** to order any journal article*.
3. Manage up to 2 bibliographies in the **Reference Manager Gadget**.
4. Add any journal TOC feeds from 19,000+ journals to your dashboard.

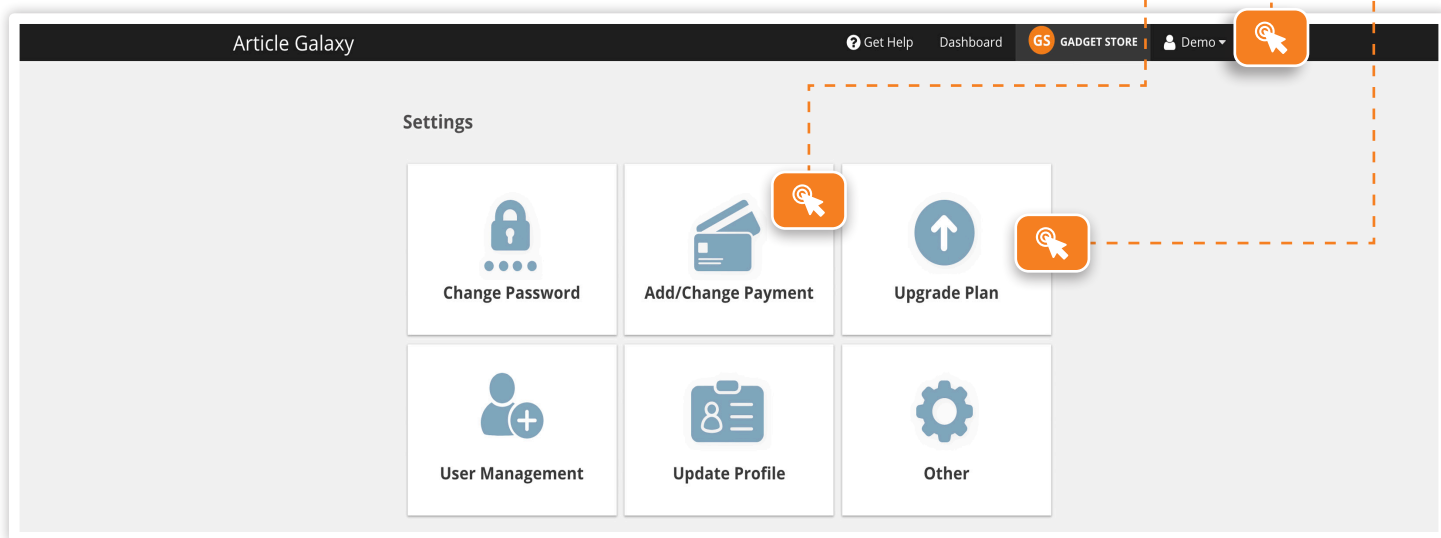
**Transactional delivery and copyright fees apply*







Upgrade to Single-License Professional Plan

1. Click your account profile tab and select **Settings** from the drop-down list.
2. Click **Upgrade Plan** to see plans, pricing, and feature comparisons.
3. Find the Professional plan* and click **Upgrade**.
4. Click **Add Card** to confirm your upgrade and enter your payment information.
5. Start adding an unlimited number of research Gadgets to your dashboard.
6. Use an unlimited number of bibliographies in the **Reference Manager Gadget**.

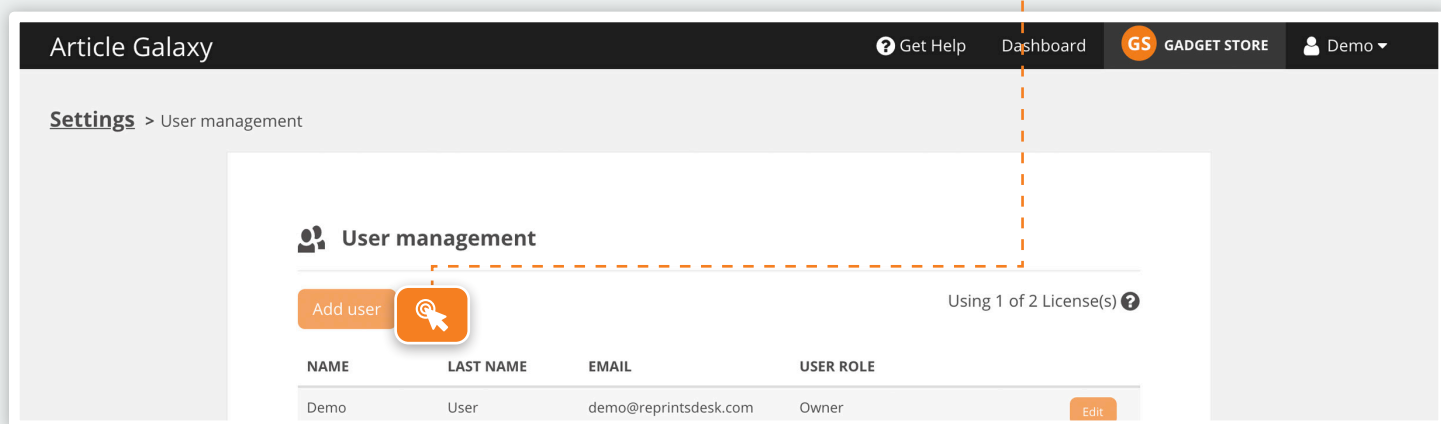
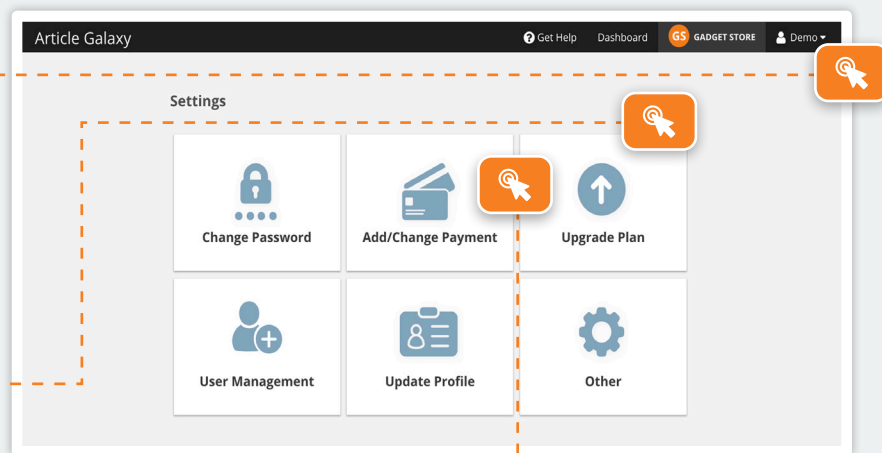
** You MUST have a free account first to be able to upgrade to a paid account.*



Upgrade to 25-License Workgroup Plan

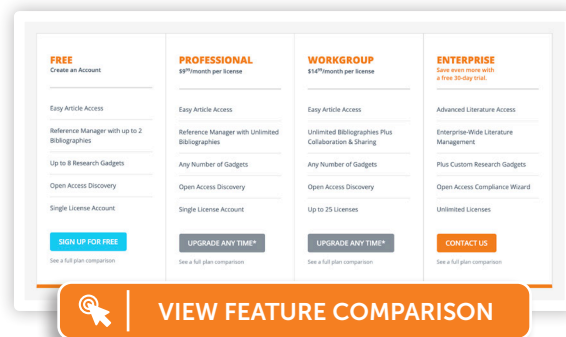
1. Click your account profile tab and select **Settings** from the drop-down list. 
2. Click **Upgrade Plan** to see plans, pricing, and feature comparisons. 
3. Find the Workgroup plan* and click **Upgrade**.
4. Click **Add Card** to confirm your upgrade and enter your payment information. 
5. Start adding and managing up to 25 users by clicking **User Management**. 
6. You can now collaborate and share research with your workgroup.

*You MUST have a free account first to be able to upgrade to a paid account.



Upgrade to Enterprise Plan

1. Contact us at <https://info.reprintsdesk.com/sales>
2. Call us at +1 (310) 477-0354
3. An Enterprise plan will include Article Galaxy access across your company, monthly billing, and many more advanced features.



CONTACT CUSTOMER SUPPORT

customersupport@reprintsdesk.com | +1 (310) 477-0354 | reprintsdesk.com

© 2019 Reprints Desk, Inc., A Research Solutions, Inc. Company - All Rights Reserved.



REPRINTS DESK
The Content Workflow Company