

Ultratop System is made up of a series of special products to create self-levelling cementitious floors, for use in both industrial and domestic environments.

The system is made up of special primers, **Ultratop** and specially-formulated finishing products, to protect the floor and to obtain a variety of aesthetic effects on the surface.

Ultratop, the flagship product of the entire system, is a self-levelling, ultra fast-setting self-levelling mortar. It is easy to apply by hand or by machine, and is available in 6 different colours.

When used neat to create industrial floors, where functionality is the main priority, **Ultratop** must be treated with either transparent or coloured finishing products or with product of the **Mapefloor** range, which apart from offering good protection, also improve its resistance to abrasion.


Alternatively, if used to create decorative floors in environments such as homes, showrooms, shops, etc., **Ultratop** may be dry-polished to leave an effect that is similar to natural stones, or it may be mixed with **Dynastone Color**, a range of artificial aggregates patented by MAPEI which, due to their excellent compatibility with the self-levelling mortar, the wide range of colours available and their pleasant rounded shape, they may be polished to leave an effect which is similar to "terrazzo alla veneziana" floor.

Ultratop® colour chart


Ultratop System is available in 6 ready-to-use colours. The inherent nature of the cementitious binder means that the colours may vary slightly. After treatment with **Mapefloor Finish 50**, the floor will have a wet-look finish, whereas

Mapefloor Finish 52 W has no colouring effect.

We recommend carrying out a preliminary test before use.




White




Light grey




Standard



Beige



Rust red




Anthracite

Dynastone® Color colour chart


Dynastone Color aggregates are available in 7 different colours. When creating polished floors, such as "terrazzo alla veneziana" floors, the various coloured aggregates available may be combined together and blended with **Ultratop** high abrasion-resistant, self-levelling mortar, which is also available in a wide range of colours, to obtain an infinite variety of coloured finishes.




White




Yellow




Orange




Red



Brown



Blue




Green

Note: the colours indicated are purely representative and may vary due to printing limitations

C.P. MK 665930 (GB) 10/09

MAPEI Spa
Via Caffero, 22 - 20158 Milan - Italy
Tel. +39-02-37673.1
Fax +39-02-37673.214
Internet: www.mapei.com
E-mail: mapei@mapei.it



Ultratop® System

Cementitious
flooring systems



www.mapei.com

Natural effect Ultratop® System

Suitable for floors in both industrial and domestic environments



Particularly recommended for internal floors in:

- Industrial facilities, in areas used for processing and storage.
- Shopping centres, in areas subject to pedestrian traffic and areas used for storage where goods are moved around.
- Supermarkets, in areas subject to pedestrian traffic.

It is also suitable for:

- Shops, in sales areas and in store-rooms.
- Restaurants, in all areas.
- Apartments, in all rooms.

Performances and advantages:

- May be applied manually or mechanically at a thickness from 5 to 40 mm.
- Guarantees perfectly flat surfaces, similar to concrete floors; variations in colour may occur.
- Dries quickly, so that further finishing operations may be carried out after a very short time.
- Controlled shrinkage characteristics.
- Resistant to abrasion without the need for further coatings.
- After the finishing treatment, the floor may be waxed using **Mapelux Lucida** or **Mapelux Opaca** to make cleaning and maintenance operations simpler.

OPERATION CYCLE

- Application of the primer
- Casting of **Ultratop**
- Finishing coat
- Waxing

PRODUCTS REQUIRED

- **Primer**
Primer SN
or
Primer G
or
Mapeprim SP
- **Floor**
Ultratop
- **Finishing coat**
Mapefloor Finish 50
or
Mapefloor Finish 52 W
- **Waxing**
Mapelux Opaca
or
Mapelux Lucida



Polished effect Ultratop® System

For polished floors



Particularly recommended as flooring for:

- Showrooms, in all areas.
- Shops, in sales areas.
- Restaurants, in all areas.
- Apartments, in all rooms.

It is also suitable for:

- Shopping centres, in areas subject to pedestrian traffic.

Performances and advantages:

- May be applied manually or mechanically at a thickness from 10 to 40 mm.
- Controlled shrinkage characteristics.
- May be dry-polished approximately 2 days after applying **Ultratop**.
- The dry-polishing treatment brings out the aggregates contained in **Ultratop**.
- Guarantees perfectly flat, smooth, reflective surfaces.
- Allows different colours of **Ultratop** to be laid adjacently, to permit the creativity of the designer to be fully expressed.
- An infinite range of decorative floor design solutions are possible, without modifying their functional characteristics.
- After the finishing treatment, the floor may be waxed using **Mapelux Lucida** or **Mapelux Opaca** to make cleaning and maintenance operations simpler.

OPERATION CYCLE

- Application of the primer
- Casting of **Ultratop**
- Dry rough-polishing
- Application of **Ultratop Stucco**
- Dry polishing
- Finishing coat
- Waxing

PRODUCTS REQUIRED

- **Primer**
Primer SN
or
Primer G
or
Mapeprim SP
- **Floor**
Ultratop
Ultratop Stucco
- **Finishing coat**
Keraseal
or
Mapefloor Finish 50
or
Mapefloor Finish 52 W
- **Waxing**
Mapelux Opaca
or
Mapelux Lucida



Terrazzo effect Ultratop® System

For “terrazzo alla veneziana” type polished floors



Particularly recommended as flooring for:

- Apartments, in all rooms.
- Offices, in all areas.
- Shops, in sales areas.
- Showrooms, in all areas.
- Restaurants, in all areas.
- Museums and theatres, in areas used by the general public.
- Shopping centres, in areas subject to pedestrian traffic.

Performances and advantages:

- Applied manually at a thickness from 15 to 40 mm.
- May be dry-polished approximately 2 days after applying the **Ultratop** and **Dynastone Color** blend.
- The dry-polishing treatment brings out the rounded shape of the **Dynastone Color** aggregates and highlights the product's perfect physical-chemical compatibility with **Ultratop**.
- The polishing treatment guarantees perfectly flat, smooth and reflective surfaces, with an appearance similar to “terrazzo alla veneziana” floors.
- If different colours of **Dynastone Color** are used, unique, innovative and original floor coverings may be created.
- After the finishing treatment using **Keraseal**, the floor may be waxed using **Mapelux Lucida** or **Mapelux Opaca** to make cleaning and maintenance operations simpler.

OPERATION CYCLE

- Application of the primer
- Casting of **Ultratop** mixed with **Dynastone Color**
- Dry rough-polishing
- Application of **Ultratop Stucco**
- Dry polishing
- Finishing coat
- Waxing

PRODUCTS REQUIRED

- **Primer**
Primer SN
or
Primer G
or
Mapeprim SP
- **Floor**
Ultratop
Dynastone Color
Ultratop Stucco
- **Finishing coat**
Keraseal
- **Waxing**
Mapelux Opaca
or
Mapelux Lucida

