



Our Faith Journey

Preparing Young Children for
Celebrating the Sacraments

LESSON PLANS YEAR TWO September – December 2017 Cycle A – B



DEVELOPED BY THE BISHOP'S ADVISORY COMMITTEE FOR CHILDREN'S CATECHESIS

Roman Catholic Diocese of Victoria



Table of Contents: Lessons

The Liturgical Season of Ordinary Time	50
24th Sunday in Ordinary Time (Cycle A)	52
25th Sunday in Ordinary Time (Cycle A)	55
First part of the Rite of Baptism (25th Sunday)	57
26th Sunday in Ordinary Time (Cycle A)	63
Called by Name (26th Sunday)	65
27th Sunday in Ordinary Time (Cycle A)	71
Baptized with Water (27th Sunday)	73
28th Sunday in Ordinary Time (Cycle A)	82
29th Sunday in Ordinary Time (Cycle A)	85
Anointed with Oil (29th Sunday)	87
30th Sunday in Ordinary Time (Cycle A)	97
Preparing for Hallowe'en / All Saints / All Souls (30th Sunday)	99
Clothing with a White Garment (Week of Nov 1)	108
Enlightened by Christ – Baptismal Candle (32nd Sunday)	118
Awakened to Grace—'Ephphetha Rite' (33rd Sunday)	128
Christ the King Sunday (Cycle A)	137
<i>Our Faith Journey</i> Year 2 Cycle A – B Scope and Sequence Review Chart	140
The Liturgical Season of Advent/Christmas (Cycle A)	142
1st Sunday in Advent (Cycle A)	145
Rite of Acceptance into the Order of Catechumens	148
2nd Sunday in Advent (Cycle A)	152
3rd Sunday in Advent (Cycle A)	155
4th Sunday in Advent (Cycle A)	158
Holy Family Sunday (Cycle A)	161



The Liturgical Season of Ordinary Time

MAKING THE CONNECTION

The Sunday Readings for Cycle A, the Liturgical Season of Ordinary Time (24th Sunday to Christ the King Sunday) and the expectations covered in the *Criteria for Catechesis* for children age eight, serve as a guide in the lessons presented. We continue to guide children to know, contemplate, celebrate and live the love of the Trinity by recognizing the Holy Spirit as working through Jesus in his encounters with people. Catechists also help children make the connection between the Gospel message and their lives.

As you reflect on the readings, you will identify many opportunities to reinforce outcomes that will be developed further throughout the year.

Catechetical Outcomes

- Reinforce the desired outcomes identified in the matrix that emphasize the catechetical focus for eight year olds: the Holy Spirit, the Giver of Life, draws us to Christ
 - * Enable the children to know, celebrate and live the mystery of the Trinity made alive in us by the power of the Holy Spirit who brings Jesus into the lives of the children by the sacraments
 - * Prepare the children to encounter the Lord Jesus
 - * Unite the children to the life and mission of Christ
- Discuss the Scriptural references associated with the catechetical focus described above:
 - » *I will not leave you orphaned*
 - » *But...the Holy Spirit, whom the Father will send in my name, will teach you everything, and remind you of all that I have said to you*
 - » *I am with you always*

Cognitive, Practical and Affective Outcomes

- The children will KNOW
 - * That Jesus promised to make the Spirit present to us
 - * That the Holy Spirit, the Giver of Life, is present in our liturgical celebrations
 - * That the Holy Spirit will guide our actions and help us reach out to others
 - * Prayer to God is important for being part of a community
- The children will be able to DO the following
 - * Recognize the active presence of someone who is absent
 - * Participate in a celebration of the Word honouring the Holy Spirit
 - * Call on (pray to) the Holy Spirit for help



- The children should demonstrate the following VALUES and ATTITUDES
 - * Feel the presence of the Holy Spirit
 - * Want to reach out and give to others
 - * Demonstrate gratitude for the people who are part of his or her community
 - * Works and plays with others with joy

Specific Lectionary Based Outcomes

- (24th) Sunday in Ordinary Time) We gather as a faith community to ask God for forgiveness and mercy
- (24th) We learn that we must forgive others as Jesus forgives us
- (25th) Jesus teaches us about justice (fairness) and charity (love) In the Parable of the Unforgiving Servant
- (26th) In order to follow Jesus more closely, we must continually work at changing our lives (conversion)
- (27th) Jesus used stories to teach. We listen to the parables to learn the truth about how Jesus wants us to relate to others
- (28th) Jesus invites all people to be part of the kingdom of heaven but each of us chooses whether or not we want to be
- (29th) Jesus reminds us that we are made in God's image and to give to God what is His due
- (30th) Jesus explains that to be truly happy we must love God with our whole heart, soul and mind; and, that we must love our neighbor as we love ourselves
- (31st) Jesus teaches us to be humble in serving others, and not to do things just for show
- (32nd) Jesus uses a parable about a wedding feast to show us how wise people prepare for the future
- (33rd) Jesus tells us to use our gifts and talents to make the world a better place for everyone
- (Christ the King) Jesus told his disciples how to live if they want to share in His eternal glory. We must treat others as Jesus would treat them



24th Sunday in Ordinary Time (Cycle A)

(Green Cloth)



Welcome: "Good morning boys & girls. Welcome!"

Announcements: Make any necessary announcements before the liturgy begins.

Candles: Select one child to help light the candles.

Song: *Open Our Hearts* (by Christopher Walker)

Sign of the Cross: Lead the children in making the Sign of the Cross.

First Reading: "This is a reading from the book of Sirach." *(Readings may be proclaimed by a parent)*

The Sunday Book of Readings Adapted for Children, p. 114

"The Word of the Lord."

Children: "Thanks be to God."

Responsorial Psalm: **Children's Response:** "My God, my God, have mercy on me, for all my hope is in you."

Verse 1: "You call us to remember the promises you gave us."

Verse 2: "As parents love their children, you love your faithful people."

Verse 3: "You love us and forgive us, you always show us mercy." *(Pause in silence for a moment)*

Alleluia: Sing the Alleluia together.



Gospel: "This is a reading from the Gospel of Matthew."

Children: "Glory to you, Lord." *(Three crosses - Lord be in my thoughts, in my words, and in my heart)*

The Sunday Book of Readings Adapted for Children, p. 114-115

"The Gospel of the Lord."

Children: "Praise to you, Lord Jesus Christ."

Dialogue: "Both of the readings today focus on forgiveness."

"In the first reading, God tells us that we should forgive people who hurt us. Why is this sometimes a hard thing to do?" **(share)** "But the reading points out that we expect God to forgive us. If we expect to



be forgiven, we should also be able to forgive others. We all make mistakes and should be given a chance to try again."

"Peter asked Jesus how many times he should forgive someone who treats him badly. Do you remember Jesus' answer?" (*share* - seventy times seven --- 490 times!)"

"In the story, why did the king want to sell the servant and his family as slaves?" (*share* - he owed money) "What did the king do when the man begged?" (*share* - forgave him) "Another man owed the servant money. But when he begged the servant, what did the servant do to him?" (*share* - put him in prison) "The king was angry that he forgave the servant, but the servant didn't forgive the other man. Who do you think is like the king in the story?" (*share* - God) "We are like the servants. God forgives us all the time and every single time, but he also expects us to forgive others all the time and every single time. Just think what kind of homes, classrooms, playgrounds, etc. we'd have if everyone would remember these words of Jesus."

Intentions:



"Let us pray: (*The intentions may be read by the children*)

That we will say 'I'm sorry' when we have treated others badly, we pray to the Lord.

Children: "Lord, hear our prayer."

That we will forgive others when they treat us badly, we pray to the Lord.

Children: "Lord, hear our prayer."

Encourage the children to share their own intentions

Song:

Choose from *Catholic Book of Worship III*, your parish hymnal, or other sourced song book. Be sure it is related to the theme of today.

Closing:

Discuss the Home Assignment and select readers for the following week; all parents should be encouraged to read next week's readings with their children.



Name: _____

Date: _____

HOME ASSIGNMENT

24th Sunday in Ordinary Time (Cycle A)

1. Think of a time when one of your friends, or your brother or sister, did something wrong and then said sorry. Why is it sometimes difficult to forgive people who've done something wrong to you?

2. Why is it good to forgive people who've done something wrong to you?

3. Draw a picture of two friends, one apologizing and the other forgiving. You might want to draw Jesus in the background...smiling.

A large, empty rectangular box with a blue border, intended for the student to draw a picture of two friends, one apologizing and the other forgiving, with Jesus in the background.



25th Sunday in Ordinary Time (Cycle A)

(Green Cloth)



Welcome: "Good morning boys & girls. Welcome!"

Announcements: Make any necessary announcements before the liturgy begins.

Candle/Book: Choose a child to process with the candle and a parent the book.

Song: *Open Our Hearts* (by Christopher Walker)

Sign of the Cross: Lead the children in making the Sign of the Cross.

First Reading: "This is a reading from the prophet Isaiah." (*Readings may be proclaimed by a parent*)

The Sunday Book of Readings Adapted for Children, p. 116

"The Word of the Lord."

Children: "Thanks be to God."

Responsorial Psalm: **Children's Response:** "O God, you are very near. We call to you. You are very near."

Verse 1: "For everything you do is kind and loving. Everything you do shows us how much you love us."

Verse 2: "For you are always near, and full of mercy. You are always near, we pray that you will hear us." (*Pause in silence for a moment*)

Alleluia: Sing the Alleluia together.



Gospel: "This is a reading from the Gospel of Matthew."

Children: "Glory to you, Lord." (*Three crosses - Lord be in my thoughts, in my words, and in my heart*)

The Sunday Book of Readings Adapted for Children, p. 117-118

"The Gospel of the Lord."

Children: "Praise to you, Lord Jesus Christ."

Dialogue: "In the first reading, Isaiah talks about the ways of God, which are very different from our ways. When we find that someone has done something wrong, we expect them to be punished. Are you always punished when you do something wrong?" (**share**) "Are there times



when your parents or your teachers just tell you not to do it again and you aren't really punished?" (*share*) "God does not always punish us either. God shows mercy and forgiveness."

In the Gospel, the parable Jesus tells is meant to show how generous God is. We expect people to get rewarded based on how much work they do. But God's ways are different. God shows generosity to those who seem to deserve it the least."

"In the Gospel, Jesus told an exaggerated story (it's called a parable) in order to explain things more simply. Who was Jesus talking about when he told the story of the owner of the grape farm?" (*share* - God) "If the owner paid \$5 for a day's work, how much did he pay the workers who started to work in the morning?" (*share*) "...the workers who started at lunch time?" (*share*) "...the workers who started at 5:00 p.m.?" (*share*) "Was it fair that the owner paid all the workers \$5 even though some worked less than others?" (*share*) "A long time ago, when Jesus told the story, people believed only certain people were loved by God. They thought that if you sinned or made mistakes God would not love you. But Jesus wants us to know that God also loves those who try to be good. Some people take a long time before they can do what is right, like the workers who started later in the day. God's love is very big! God loves everyone, from those who are good all the time to those who still try to be good. Even though it's very hard, we need to always try to be good!"

Intentions:



"Let us pray: (*The intentions may be read by the children*)

Help us not to grumble when others are kind and generous, we pray to the Lord.

Children: "Lord, hear our prayer."

Help us not to grumble when we are asked to do something, we pray to the Lord.

Children: "Lord, hear our prayer."

Encourage the children to share their own intentions.

Song:

Choose from *Catholic Book of Worship III*, your parish hymnal, or other sourced song book. Be sure it is related to the theme of today.

Closing:

Discuss the Home Assignment and select readers for the following week; all parents should be encouraged to read next week's readings with their children.



First part of the Rite of Baptism (25th Sunday)

SIGNING OF THE CHILDREN WITH THE CROSS

Making a Mosaic Cross

PRIOR TO THIS SESSION YOU WILL NEED TO HAVE THE MOSAIC CROSS READY FOR ASSEMBLY. ALL THE PIECES NEED TO BE CUT FOR DECORATION. MAKE SURE YOU KEEP A MASTER PLAN OF THE CROSS, SO THAT IT CAN BE ASSEMBLED CORRECTLY.

- You will need to know the exact number of children preparing to celebrate the sacraments.
- Cut out a large cross from brown paper or cardboard. Make sure that it is at least 70 cm (28 inches) long and 15 cm (6 inches) wide.
- Place two 70 cm x 55 cm (28 inch x22 inch) piece of construction paper one on top of the other.
- Trace the shape of the cross onto the top sheet, pressing down heavily to leave an impression on the bottom sheet.
- Pressing heavily, mark off as many shapes as the total number in (1) so that the inside of the cross resembles a large puzzle.
- Separate the sheets. If the impression of the shapes on the bottom paper is not too clear, trace over these shapes and add similar shapes to the rest of the paper to give the appearance of a large puzzle.
- Number each piece of the cross on the bottom sheet, and lightly pencil these same numbers on the fronts of the corresponding pieces of the cross on the top sheet.
- Cut out the pieces of the cross from the top sheet only. You might wish to trace these onto coloured fabric or felt.

Using material

Make sure that it is at least 70 cm (28 inches) long and 15 cm (6 inches) wide. You may want to outline a large cross with zig-zag stitching. Using different coloured felts, cut enough pieces to fit the cross using the above directions. It is best to use different cuts so that no two pieces are the same.

Other materials needed

- Name tags
- Glitter glue
- Felts
- Masking tape
- Felt markers
- Refreshments
- Handout for families



Welcome / Introductions

Gathering prayer

DEAR GOD,
 BLESS THIS TIME WE WILL SPEND TOGETHER.
 HELP US TO COME TO KNOW YOU BETTER.
 OUR FATHER

Evaluate the parish celebration(s) with the children and their parents. How did they feel when they were called by name?

- Invite each child to take a piece of the cross and decorate it.
- While this is happening tell parents to write the name of their child on the masking tape and attach it to their hand. The children are not to see this until later in the session.

Once the cross is assembled

Share how it takes us all to make the cross:

- The cross illustrates our unity as one family, the family of Christians.
- We are all different, unique.
- We treasure the cross because it is a sign not only of the death of Jesus but also of his resurrection. In the cross (demonstrate how much God loves us—a hug)
- A long time ago, Christians saw the cross as such a great treasure that they would cover it with precious jewels or make crosses out of jewels. Each one of you (family) is like a precious jewel on the cross.

Remembering Baptism

Question to the children:

“Do you know when you were marked by the Sign of the Cross for the very first time?

- When your parents brought you to the Church to be baptized, your parents and godparents were met at the church door and asked “what name do you give your child?”
- Next the priest asks what the parents want for this child and they answer: baptism.
- The priest then tells them how they must help their child learn to be a friend and follower of Jesus, and he asks the godparents and the faith community if they will help.

Then there is a special moment. The priest says the baby’s name _____, the Christian community welcomes you with great joy!” He traces the sign of the cross on your forehead and says “I claim you for Christ ...” You are marked as a Christian and you belong to the Lord Jesus. He invites parents, godparents, brothers and sisters to do the same. The priest says our name many times during the rite of baptism

Celebration

We will now move to the place set aside for our ritual catechesis.



Ritual Experience

PROCESSION (COME)

A team member gathers those selected for the procession and invites them to go to the back of the room where they will be given the objects that they will carry in the procession. The procession gathers around the prayer table so as not to block people's view. Soft music will be playing while the procession takes place.

Presider:	<i>In the name of the Father+, and of the Son, and of the Holy Spirit.</i>
All:	<i>Amen.</i>
	Let us pray for the gift of God's Spirit as we begin our journey to the table of the Lord.
	Loving God, you gather us to celebrate and to give thanks that you have called us by name. Bless these symbols as they help us remember that you are with us.
	<i>One child spreads the cloth on the table</i>
	May this table be a sign that we are all one family sharing our life together.
	<i>The candle bearer holds the candle high, and after the prayer (below) places the candle on the table.</i>
Presider:	May this candle remind us that Jesus, our light, shows the way to you.
	<i>The cross bearer holds the cross high and, after the prayer below, places the cross on the table.</i>
	May this cross always be a sign to us of your great love.
	<i>The book bearer holds the Lectionary (Bible) high and, after the prayer below, places the book on the table.</i>
	May the Word be rich food for our minds and hearts.
	This we ask through your Son, Jesus our Lord.
All:	<i>Amen.</i>

THE WORD OF GOD (LISTEN)

	Now we will listen to a story from the book of God's word about a child whom God called by name.
	<i>A Team leader leads the group in a "Listen" song (from Music for Children's Liturgy of the Word, Christopher Walker and Paule Freeburg DC, Oregon Catholic Press)</i>
Presider:	(actions)
	<ul style="list-style-type: none"> • Listen with your heart • Listen to the Good News • Hear what God is saying to you and me.
	(repeat)



Proclaimer of the Word: 1 Samuel 3:1–11
The Word of the Lord
 All: *Thanks be to God.*

OPTION 1

To engage the children even more in the story, he/she indicates that he/she will read it again.

Presider: This time, let's imagine that God is calling you by name. Everyone can call out, "Here I am"
 When God says, "Samuel, Samuel," the third time you can respond, "Speak, Lord, I'm listening."
Invites each family or group of families to talk about the story using the following questions:

- What did you hear in this story?
- What did Samuel learn? [God was calling him by name]
- How are we like Samuel? When are we called by name?
- What did Samuel say to the voice in the night? ["Speak to me, Lord, I'm listening."]
- What is God inviting you to do this week? Or, how can you say "Yes" to God's call?

In these or similar words:

I want to tell you now about another friend of God, who, like Samuel, learned to listen to God. His name is Isaiah.

Catechist 2: *The catechist opens the Bible*

One day Isaiah heard the voice of the Lord saying, "Whom shall I send, and who will go for us?" And Isaiah answered, "Here I am; send me! (Is. 6:8)

He was ready, like Samuel, to hear God's call and bring God's word to the people.

Once when the people were very sad and discouraged and wondered if God had forgotten them, this is what Isaiah heard:

"Can a woman forget the baby at her breast? Even if a mother could forget, I will never forget you. I have carved you on the palms of my hands" (Is. 49: 15, 16)

Invite parents to form a large circle around the room while the children remain in their places. Then ask the parents from left to right, to read what they have written on their hands. After all the names have been called, invite the children to go to their parents and see their names. Then both children and parents return to their seats.



THE CALL (Do)

	As God called Samuel and Isaiah,. So God calls each one of us to become full members of our Christian community. Your parents and teachers believe you are ready for the next step.
	Yes, you are invited to join everyone at the Lord's table. Are you ready to say the words of Samuel, "Here I am!"?
Presider:	<i>Invites each child forward with their parents, who place their hands on the child's head or shoulder:</i>
	Clasps hands of child and says: N_____, in Jesus' name, I call you to become a full member of God's holy people.
Child:	Here I Am!
	<i>After all have answered:</i>
Presider:	You have answered God's call. You too can say, Speak, Lord, I'm listening!" Go now and continue to hear God's voice and to say "Yes" with love.

REFRESHMENTS

Reflecting on the Celebration

	<i>Invites the group to reflect on the following:</i>
	<ul style="list-style-type: none"> • What did you like especially about tonight? • What did you learn about God? • Why do you think your name is so important?
Catechist:	<ul style="list-style-type: none"> • How do we have listening hearts?
	We shared food that nourished our bodies. Was there anything that nourished our hearts?
	Remind the group that God calls each one of us every day to live as faithful followers and friends of Jesus. A prayer that will help us to have listening hearts is the prayer of Samuel "Speak, Lord, I'm listening."

Continuing the journey at home

Work together on "My Baptism Story" (see *Come Spirit of God Family Book*, page 8; or *Alive in the Spirit Family Book*, page 9) and have it completed for our next session. Ask everyone to leave their name tags in the basket.

Blessing



Name: _____

Date: _____

HOME ASSIGNMENT

25th Sunday in Ordinary Time (Cycle A)

1. In the parable that Jesus told, the owner of the vineyard paid every worker the same amount, even if they worked different hours. How do you feel about this? Do you think this is fair?



2. The owner of the vineyard is supposed to be generous like God. How do you think God shows how generous he is?


3. Draw a picture of how you could be generous and kind to someone.

A large, empty rectangular box with a thin blue border, intended for a student to draw a picture illustrating how they could be generous and kind to someone.



26th Sunday in Ordinary Time (Cycle A)

(Green Cloth)



Welcome: "Good morning boys & girls. Welcome!"

Announcements: Make any necessary announcements before the liturgy begins.

Candle/Book: Choose a child to process with the candle and a parent the book.

Song: *Open Our Hearts* (by Christopher Walker)

Sign of the Cross: Lead the children in making the Sign of the Cross.

First Reading: "This is a reading from the prophet Ezekiel." (*Readings may be proclaimed by a parent*)

The Sunday Book of Readings Adapted for Children, p. 119

"The Word of the Lord."

Children: "Thanks be to God."

Responsorial Psalm: **Children's Response:** "We will live with you, O God, we will live forever."

Verse 1: "When we do what is right."

Verse 2: "When we speak the truth."

(Pause in silence for a moment)

Alleluia: Sing the Alleluia together.



Gospel: "This is a reading from the Gospel of Matthew."

Children: "Glory to you, Lord." (*Three crosses - Lord be in my thoughts, in my words, and in my heart*)

The Sunday Book of Readings Adapted for Children, p. 120

"The Gospel of the Lord."

Children: "Praise to you, Lord Jesus Christ."

Dialogue: "In the first reading God is very clear about how we act. If we sin, then we will be punished. But if we do something wrong, are sorry about what we've done, ask forgiveness, and then we do what's right, God will not punish us. It's hard to always do the right thing. Is there anything that you've done wrong in the past week that you'd like to share?" (**share**) "God knows that we'll make mistakes, but he



hopes that we will learn from our mistakes. He always tries to give us the opportunity to change."

"In today's story Jesus is telling us, 'don't just say it, but do it'. Love is shown by not only saying but by doing. In the story Jesus told us, the father said the same thing to both sons. What did he say?"
 (share - work in the vineyard) "What was the first son's answer?"
 (share - no) "What was the second son's answer?" (share - yes) "But what really happened? The first son said he wouldn't work, but what happened?" (share - he changed his mind) "The second son said he would work, but what happened?" (share - he didn't work) "Jesus is telling us what really matters is what we do. If your mother asks you to clean your room and you say yes, but instead you play on your computer, are you doing what God wants you to do?" (share) "If you say you will be home right after school, but instead you play with your friends, are you doing what God wants you to do?" (share)

"It is so easy sometimes to say things but not always that easy to do them. We should always try to do what God wants us to do. And if we make mistakes, we should learn from them and try not to make the same mistake again. God does not hold past sin against us. He hopes that we will always try to be the best person we can be."

Intentions:



"Let us pray: *(The intentions may be read by the children)*

That we don't hurt others when we say we'll do something and then we don't, we pray to the Lord.

Children: "Lord, hear our prayer."

That we don't grumble when we are asked to do a little extra work, we pray to the Lord.

Children: "Lord, hear our prayer."

Encourage the children to share their own intentions

Song:

Choose from *Catholic Book of Worship III*, your parish hymnal, or other sourced song book. Be sure it is related to the theme of today.

Closing:

Discuss the Home Assignment and select readers for the following week; all parents should be encouraged to read next week's readings with their children.



Called by Name (26th Sunday)

I AM SPECIAL

Catechist Reflection

God loves each of us from the moment of our life begins. In God we find a caring presence. God never fails to love, never fails to see the good in us. In relationship to God, we come to see ourselves as people who are loved and who are good.

God is the initiator of love. Love is God's gift to us. We do not need to understand, to prove, to earn it; we merely need to accept this unconditional gift.

Throughout our lives – even as adults – we search for a sense of ourselves. We look for ways to understand who we are and to know ourselves as accepted and good.

Our children are bombarded with many messages that tell them they are never good enough. The world around them says, “You can never be too rich, too powerful, too smart, too attractive” What they hear is “You can never be good enough.”

In God's love, we experience a very different message. In Scripture, and throughout history, God has shown us a love that does not demand that we be “good enough.” Rather, God loves us freely and in full knowledge of who we are - good and not-so-good.

It is no mistake that we are creatures who live “in relationship.” It is in and through personal relationships that we come to experience God's love for us. As we accept and love one another, we begin to bring to light the God who is always with us.

Goals

- Lead the children to the understanding that they are special and loved by God.
- Help them remember that they were called by name at their baptism.
- Realizing the importance of our name.

You will need the following:

- A welcome place to gather
- Name tags
- Prayer Table with cloth (liturgical colour) – cross reference
- Processional Cross
- Lectionary
- Candle(s)
- 4 x 6 inch pieces of card stock
- Colour pencils, markers, pencils, glitter and glue

Welcome / Introductions



Opening Prayer

WE PRAISE YOU, LOVING GOD,
 FOR YOUR WORD, JESUS CHRIST.
 GIVE US YOUR HOLY SPIRIT
 TO LISTEN TO YOUR WORD WITH OUR EARS,
 TO TREASURE IT WITH OUR HEARTS
 AND TO LIVE IT WITH OUR LIVES.
 WE ASK YOU THIS THROUGH YOUR WORD JESUS CHRIST
 WHO LIVES AND REIGNS WITH YOU IN THE UNITY OF THE HOLY SPIRIT,
 ONE GOD FOREVER AND EVER. AMEN

Revisit last week's gathering. Take time to hear their baptism stories.

Make the Connection between The Cross and being Called By Name

Remember last week when we heard the story of Samuel and how he responded to God calling him. Does anyone remember how Samuel answered God's call?

At our birth, our parents gave us a special name.

Leader:

The first question that comes up at Baptism is "What name do you give your child?" Isn't it wonderful to think that the name our parents gave us is the one God uses too!

Next the priest asks what the parents want for this child, and they answer: Baptism

The priest then tells them how they must help their child learn to be a friend and a follower of Jesus, and he asks the godparents and the faith community if they will help.

Then there is a special moment. The priest called us by name and said " the Christian Community welcomes you with great joy. He traces the sign of the Cross on our foreheads and said "I claim you for Christ". We became members of God's Family.



Ritual Experience

PROCESSION (COME)

A team member gathers those selected for the procession and invites them to go to the back of the room where they will be given the objects that they will carry in the procession. The procession gathers around the prayer table so as not to block people's view. Soft music will be playing while the procession takes place.

Presider: *In the name of the Father+, and of the Son, and of the Holy Spirit.*

All: *Amen.*

Let us pray for the gift of God's Spirit as we begin our journey to the table of the Lord.

Loving God, you gather us to celebrate and to give thanks that you have called us by name.
Bless these symbols as they help us remember that you are with us.

One child spreads the cloth on the table

May this table be a sign that we are all one family sharing our life together.

The candle bearer holds the candle high, and after the prayer (below) places the candle on the table.

Presider: May this candle remind us that Jesus, our light, shows the way to you.

The cross bearer holds the cross high and, after the prayer below, places the cross on the table.

May this cross always be a sign to us of your great love.

The book bearer holds the Lectionary (Bible) high and, after the prayer below, places the book on the table.

May the Word be rich food for our minds and hearts.

This we ask through your Son, Jesus our Lord.

All: *Amen.*

THE WORD OF GOD (LISTEN)

Now we will listen to a story from the book of God's word about a child whom God called by name.

Responsorial Psalm: (sung)

Here are two suggestions:

Option 1: *Listen with your Heart*

Presider: (actions)

- Listen with your heart
- Listen to the Good News
- Hear what God is saying to you and me.

(repeat)



	Option 2:
Presider:	“God we come to worship you Open our hearts to listen to you, Open our hearts to listen to you.”
	(Both options come from Christopher Walker’s <i>Liturgies for Children</i>)
Proclaimer of the Word:	Gospel: Reading from the Gospel of Mark 9: 38 – 41 <i>The Word of the Lord</i>
All:	<i>Thanks be to God.</i>
Presider:	Reflection on the Gospel – Jesus teaches us that he wants everyone to do good. We are all part of the same group or family if we belong to Christ. The Holy Spirit may act in and through anyone.
	OR
Proclaimer of the Word:	A reading from 1 John 1:1 – 4 <i>The Word of the Lord</i>
All:	<i>Thanks be to God.</i>
Presider:	Reflection on the Reading – John wants to share with us his joy in having seen and heard and touched Jesus, the Word of Life.
	The Parish Community will hand on the “Good News” for the same reason as John.

REFRESHMENTS

Making a Name Card

- Invite the children to decorate their name cards with a symbol of themselves or perhaps the meaning of their name. For example:

K – ind

E – veryone loves me

V – aluable

I – rish

N – ice

- These cards will be used during the Rite of Enrollment the following weekend

The importance of our Name

- How would you feel if people never called you by your name but just said “Hey You?...”
- Scripturally, a name is not only what the person is called but also who the person is - the special meaning of that person. Our name sets us apart from everyone else.



The following weekend, the Rite of Enrollment and Presentation of Bibles will be celebrated during Mass. This rite takes place after the homily. (The Rite is enclosed)

You may want to rehearse the Rite with the children and their parents.

Closing Prayer

Through the gift of your Spirit, loving God, the early followers of Jesus proclaimed the joy of the Good News to people everywhere.

Presider: Give us that same joy and help us to share it with all people.

We ask this through Jesus Christ who lives and reigns with you in the unity of the Holy Spirit, One God for ever and ever.

All: *Amen.*

Family Activity

Children, you may want to ask your parents why they choose the name you have. I am quite sure there are some special stories to share.

Does your family have a group of stories that are told and retold at family gatherings? If so, share one or more at a family meal along with what you think the story tells people about the family.

What would happen if that story never got told again, if it were forgotten?

When we forget the stories we forget the important aspects of who we are as a person or as a family. Make the parallel with Scriptures. Without these stories we forget we are the people of God.



Name: _____

Date: _____

HOME ASSIGNMENT

26th Sunday in Ordinary Time (Cycle A)

1. In the reading we learned that God will forgive us if we are sorry about what we have done. God does not hold a grudge or keep a list of the bad things we've done. Why do you think God is so forgiving?

2. In the parable that Jesus told, the father asked both sons to work in the vineyard. One said he would, but he didn't. The other said no but actually did help in the vineyard. Who was the better son? Explain your answer.

3. Draw a picture of a chore/job you could do at home to obey your parents.

--	--



27th Sunday in Ordinary Time (Cycle A)

(Green Cloth)



Welcome: "Good morning boys & girls. Welcome!"

Announcements: Make any necessary announcements before the liturgy begins.

Candles: Select one child to help light the candles.

Song: *Open Our Hearts* (by Christopher Walker)

Sign of the Cross: Lead the children in making the Sign of the Cross.

First Reading: "This is a reading from the prophet Isaiah." (*Readings may be proclaimed by a parent*)

The Sunday Book of Readings Adapted for Children, p. 121

"The Word of the Lord."

Children: "Thanks be to God."

Responsorial Psalm: **Children's Response:** "We are your vine, take care of us. We are your vine, watch over us."

Verse 1: "We have done wrong, but now we pray."

Verse 2: "Save us O God, for now we pray."

(Pause in silence for a moment)

Alleluia: Sing the Alleluia together.



Gospel: "This is a reading from the Gospel of Matthew."

Children: "Glory to you, Lord." (*Three crosses - Lord be in my thoughts, in my words, and in my heart*)

The Sunday Book of Readings Adapted for Children, p. 122-123

"The Gospel of the Lord."

Children: "Praise to you, Lord Jesus Christ."

Dialogue: "In the first reading, the owner of the vineyard took very good care of his grape vines. Why did he get frustrated?" (**share** - the grapes were bitter) "God is like the vineyard owner. God has taken very good care of us. Why does God get frustrated?" (**share** - some people are mean, don't go to church, sin, etc.) "What does God want



from us?" (**share** - good behaviour, kindness, sharing, etc.) "It is not always easy to do the right thing, but God would like us to try."

"Jesus tells another story in today's Gospel. Who do you think Jesus was talking about when he mentioned the owner of the grape vineyard/garden?" (**share** - God) "God sent many holy prophets to teach the people about God. Some people listened, but many did not, and they killed the prophets. When the owner sent his servants they were killed. Then what did he do?" (**share** - sent his son) "Who did God send for us?" (**share** - Jesus) "What happened to Jesus?" (**share** - killed) "The owner of the grape vineyard punished the wicked people and gave the vineyard to good people."

"God wants us to be 'good people' who do what is right. He wants us to accept Jesus, his Son, and do things that Jesus would be happy about. What things could you do this week to make Jesus and God happy?" (**share** - be kind, helpful, honest, generous, etc.) "Try to make Jesus proud this week as you go to school and spend time at home."

Intentions:



"Let us pray: (*The intentions may be read by the children*)
That God will bless our moms, dads, and teachers who tell us about God, we pray to the Lord.

Children: "Lord, hear our prayer."

That God helps us to always be 'good people', we pray to the Lord.

Children: "Lord, hear our prayer."

Encourage the children to share their own intentions

Song:

Choose from *Catholic Book of Worship III*, your parish hymnal, or other sourced song book. Be sure it is related to the theme of today.

Closing:

Discuss the Home Assignment and select readers for the following week; all parents should be encouraged to read next week's readings with their children.



Baptized with Water (27th Sunday)

Supplies and Environment

- Name tags
- A chair, mat or cushion for each person present
- A table
- A white tablecloth with the liturgical colour of the season
- A Cross
- A Bible or Lectionary
- A copy of the adapted text of John 3: 1-16 (from Come Spirit of God, Leader's Guide, page 110; Margaret Bick, Catherine Ecker, Novalis)
- A large empty bowl
- A jug (or several jugs if desired) of water
- Refreshments

Prepare Ritual Area

Arrange in a circle or semi-circle comfortable age-appropriate chairs, mats or cushions for each person. Be sure everyone will have a clear view of the centre.

Place a table in the centre. If you don't have a table, or if the candidates will be sitting on the floor, put the cloth on the floor. (Be sure that it is large enough to also hold a jug of oil, a Baptismal garment and a large candle, which will be added in future sessions).

Goals

To help the candidates:

- become aware that God speaks to us in the actions of sacramental rituals used in the celebration of Baptism
- gain an understanding of why water is used in the celebration of Baptism
- be introduced to Confirmation as a sacrament in which God strengthens us for the life to which we were called at Baptism: life at the Eucharistic table and in the world.

Gathering

Today water will be an important part of our session. How many different ways have you used water today?

(Discussion to include acting out each use of water)

Leader:

We are going to move to another space where we will pray and sing and use water in a special way. You will need to use all your five senses—sight, sound, touch, smell, taste, plus your memory.

Teach the group the words and actions to the refrain that will be used throughout this session



Leader:	<i>(Raise arms straight up twice with energy and vigour)</i>
	<i>Blessed be God!</i>
All:	<i>O blessed be God!</i>
Leader:	<i>(Raise arms straight up twice with energy and vigour)</i>
	<i>Who calls you by name,</i>
All:	<i>Who calls you by name,</i>
Leader:	<i>(Sign of the Cross)</i>
	<i>Holy and chosen one!</i>
All:	<i>Holy and chosen one!</i>

RITUAL EXPERIENCE – WATER BATH

Procession (Come)

The procession will consist of the following:

- The adult who is not leading the ritual will carry a cross
- A candidate to carry the cloth
- A candidate to carry the Lectionary
- A candidate to carry a large empty bowl
- Candidates to carry the jug(s) of water

Team leader will ask those selected for the procession to go to the back of the room where someone waits to hand them the objects they will carry.

Invite the group to be quiet and waits for a few minutes until silence settles.

The procession gathers around the prayer table so as not to block people's view

	In the name of the Father +
Presider:	and of the Son
	and of the Holy Spirit.
All:	<i>Amen.</i>
	Let us pray for the gift of God's Spirit as together we continue our journey to the table of the Lord.
	Loving God, You gather us to celebrate and to give thanks that you have called us by name. Bless these symbols as they help us remember that you are with us.
Presider:	One candidate spreads the cloth on the table.
	<i>May this table be a sign that we are all one family sharing our life together.</i>
	The Cross bearer holds the cross high and, after the prayer below, places the cross on the table.
	<i>May this cross always be a sign to us of your great love.</i>



The Book bearer holds the Lectionary (or Bible) high and, after the prayer below, places the book on the table.

May the Word be rich food for our minds and hearts.

The Candle bearer holds the candle high, and after the prayer below, places the candle on the table.

May this candle remind us that Jesus our light shows us the way to you.

Presider:

Candidate holds the empty bowl high, and, after the prayer below, places the bowl on the table.

May this empty bowl remind us of the desert of our lives and our need for living waters that only God can provide.

Candidate(s) hold the jug(s) of water high, and after the prayer below, place(s) the jug(s) the table.

May this water remind us of our Baptism

This we ask through your Son, Jesus our Lord.

All: ***Amen.***

On the day of your Baptism you were claimed for Christ. As you prepare to celebrate the sacraments of Confirmation and Eucharist, the Christian community holds you in its heart. Remember that God loves you.

Presider:

Presider goes to each one present, and signs each one on the forehead with the Sign of the Cross, using the whole hand, saying:

(Name) the Christian community greets you joyfully again today with the sign of Jesus' Cross, by which he has claimed you

The Word of God (Listen)

Now we will listen to a story from the book of God's Word where Jesus tells us that "no one can live in the kingdom of God without being born again of water and the Spirit."

Presider:

A Team leader leads the group in the "Listen" song (from Music For Children's Liturgy of the Word, Christopher Walker and Paule Freeburg, DC, Oregon Catholic Press.)



	<i>Listen with your heart</i> (action: Point to ears, then place hands crossed over heart)
	<i>Listen to the Good News</i> (action: Point to ears and hold out palms of hands)
Leader:	<i>Hear what God is saying</i> (action: Point to ears, then point to sky)
	<i>To you and me</i> (action: Point to each other and yourself.)
	(Repeat)
Proclaimer of the Word:	<i>John 3:1–16</i>
	<i>The Word of the Lord</i>
All:	<i>Thanks be to God.</i>
Proclaimer of the Word:	<i>Return the Bible to its place on the table.</i>
	As we prepare to celebrate the Sacraments of Confirmation and Eucharist we enter again into the celebration of our Baptism and explore what God has done for us through water.
	<i>The Presider takes the jug of water and holds it aloft for all to see, saying:</i>
Presider:	Blessed are you, Lord our God. Father, Son and Holy Spirit, in water you tell us of the wonders of your power and love.
	<i>(Sing or say) Team Leader will model the gestures for the participants.</i>
	Blessed be God! O blessed be God!
All:	<i>Blessed be God! O blessed be God!</i>
	<i>Pour about one quarter of the water into the bowl and say:</i>
Presider:	Blessed are you, Lord our God. At the beginning of time, You created the world and separated the land from the waters of the sea and sky and life came forth in goodness and holiness.
	<i>(Sing or say) Blessed be God! O blessed be God!</i>
All:	<i>Blessed be God! O blessed be God!</i>
	<i>Pour another quarter of the water into the bowl and say:</i>
Presider:	Blessed are you, Lord our God. When Moses and his people were living as slaves, You led them through the waters of the Red Sea to freedom in a new land where they would live as a sign of your love for all people.
	<i>(Sing or say) Blessed be God! O blessed be God!</i>
All:	<i>Blessed be God! O blessed be God!</i>
	<i>Pour another quarter of the water into the bowl and say:</i>
Presider:	Blessed are you, Lord our God. When John baptized Jesus in the waters of the Jordan River, You announced that he is your beloved Son.
	<i>(Sing or say) Blessed be God! O blessed be God!</i>
All:	<i>Blessed be God! O blessed be God!</i>



Pour the remainder of the water into the bowl and say:

Presider: Blessed are you, Lord our God. After he rose from the dead, Jesus told his followers, “Go out and make disciples of all nations baptizing them in the name of the Father, and of the Son, and of the Holy Spirit.”

(Sing or say) **Blessed be God! O blessed be God!**

All: ***Blessed be God! O blessed be God!***

(DO)

Put your hands as far into the water as possible and show that you enjoy the experience of the water. Smile; show delight. The candidates will follow your example. Your actions will give the candidates permission to have fun and enjoy the water too. It is possible to “play” in the water with respect. The intent is to experience the water, on your face, picking up handfuls of water and allowing it to run through your fingers.

Step back and use an open arm gesture to invite the group forward one by one. Say:

Come to the water.

Come in silence.

Put your hands into the water as far as you can.

Feel the water on your face and arms.

Presider: ***Enjoy the water in silence***

It is important that the candidates participate in this activity far beyond the usual dipping of a finger and sign of the Cross. If they are reluctant, invite them individually by gesture or by name.

After each person has gone to the water, they should return and remain standing at their places. Once everyone has had a turn, gesture for all to sit.

After a few moments of silence, gesture for everyone to stand. When all are standing, say:

Loving God, everything we see and hear, everything we smell, taste and feel, everything that happens in life, gives us a hint of what you are really like. Help us to understand your love and guide us to live loving lives, as sisters and brothers in your family.

We ask this in the name of Jesus and in the power of the Holy Spirit,”

All: ***Amen.***



Getting in touch with the experience

Think about everything that has happened so far. We acted out the ways we have used water today. We experienced God's gift of water here in this room.

Use the following questions, one at a time to help the children to remember the water ritual. Wait for responses. Do not be afraid of silence. Allow everyone a chance to respond before moving on to the next question. Do not pressure anyone to speak. Encourage the candidates to expand their answer beyond one or two words. If a single-word answer is offered, ask "What was splashing?" or "What did the water do?" "What did it sound like?" You can ask for a fuller answer by asking "Can you tell me more about that?"

If candidates are reluctant to answer try one of these ideas:

- Invite one of the more outgoing individuals to begin.
- Choose a moment in the ritual, then repeat the question, e.g., "*When (n) poured the water, what did you hear?*"
- Ask the candidates to recall how the ritual began, then repeat the question.

What did you hear?

Hopefully you will hear: water splashing; people laughing; giggling; water pouring; words spoken; people moving; the leader speaking; interesting words; names; specific events; different forms of water.

Team Leader:

What did you hear the Presider say?

Hopefully you will hear: names (Moses, John the Baptist, Jesus): specific interesting words; specific events.

What did you see?

Hopefully you will hear: lots of water; clean water; water falling; water pouring; a beautiful jug; a large bowl; people using the water; the specific action of a certain individual; everyone enjoyed the water.

What did you do?

Hopefully you will hear: I touched the water; I got water on my sleeve; I watched people.

What did you feel?

Hopefully you will hear: cold or warm water; water on my face and hands; wet arms, hands; my skin feels fresh; my clothes got a little wet; I felt nervous, excited, shy, happy.

Is there anything else you remember?

Close this part of the session by singing or saying:

Blessed be God! O blessed be God!

All: ***Blessed be God! O blessed be God!***



Refreshments

Catechesis on the Experience

Team Leader: ***Blessed be God! O blessed be God!***

All: ***Blessed be God! O blessed be God!***

Everyone should be sitting in silence for a few minutes. In a soft voice, invite the participants to gaze at the water and remember their experience of the ritual. Recap some of the comments offered by the participants before the break, then say:

God made the world. Everything in the world comes from God and gives us a hint about what God is like. God made water. What does the water say to you about God?

Wait for responses

Hopefully you may hear: God made water; God is good. We had fun with the water; God wants us to have fun and be happy. The water was cool and made me feel fresh and cool; God refreshes the flowers and trees with rain. When you water a see a plant grows and lives; God gives life to all living things. We need water to live; we need God to live.

Once this part is complete, remind the candidates that water was used at their Baptism. Remind them that at their Baptism, water was poured on their head.

Question: Why do you think the Christian community used water, rather than something else when you were baptized?

Team Leader: Lead the children to see that water was used because

- Water is a sign of new life and in Baptism God gives me new life, God's very own life.
- God's life is life forever. God loves me, wants only the best for me, and wants me to live forever with God.

Question: Why do you think the Christian community baptized you?

Hopefully you will hear:

- "My family and the whole Christian Community love me."
- "I am a treasure in their eyes."
- "God loves me forever, more than I can ever know or understand."
- "I am a treasure in God's eyes."
- "God and my family and the whole Christian community want me to have God's life in me."

We now have God's life in us by our Baptism. Everyone who has God's life in them belongs to the family of God because God's life is in them all. They are sisters and brothers forever. Christians around the world are our sisters and brothers forever.



Team Leader: Our sisters and brothers in the Church welcomed us each into God's family at our Baptism. The priest, our parents and godparents (and maybe even some of the other people who were there) drew a cross on our foreheads with their hands, in the way that the Presider did when we began today (tonight). They will love each one of us forever no matter what.

Bringing the Session Home

Question for discussion:

Name some of the times when water is used and reminds us of our Baptism.

Closing Prayer

Our Father . . .

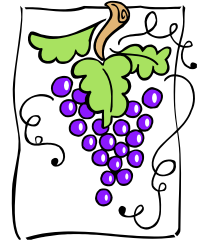
Adapted from Come Spirit of God Leader's Guide, pp. 21 – 33



Name: _____

Date: _____

HOME ASSIGNMENT

27th Sunday in Ordinary Time (Cycle A)

1. In the first reading, the vineyard owner was frustrated because his grapes were bitter, even though he took care of them. God takes care of us. When do you think God would be disappointed with us?

2. God would like us to always be kind and loving. How can you show your love at home?

3. Draw a picture of how you could show you care about people and things at school.

--	--



28th Sunday in Ordinary Time (Cycle A)

(Green Cloth)



Welcome: "Good morning boys & girls. Welcome!"

Announcements: Make any necessary announcements before the liturgy begins.

Candle/Book: Choose a child to process with the candle and a parent the book.

Song: *Open Our Hearts* (by Christopher Walker)

Sign of the Cross: Lead the children in making the Sign of the Cross.

First Reading: "This is a reading from the prophet Isaiah." *(Readings may be proclaimed by a parent)*

The Sunday Book of Readings Adapted for Children, p. 124

"The Word of the Lord."

Children: "Thanks be to God."

Responsorial Psalm: **Children's Response:** "You are my shepherd, you are my friend. I want to follow you always, just to follow my friend."
 Verse 1: "I have all I need. You are my shepherd, your hand is with me."
 Verse 2: "When pathways are dark, you are there guiding me, keeping me safe."
 Verse 3: "You give me to eat. You make me welcome, you fill me with joy."
 Verse 4: "Your goodness I know. Your love will be with me all of my life."
(Pause in silence for a moment)

Alleluia: Sing the Alleluia together.



Gospel: "This is a reading from the Gospel of Matthew."

Children: "Glory to you, Lord." *(Three crosses - Lord be in my thoughts, in my words, and in my heart)*

The Sunday Book of Readings Adapted for Children, p. 125

"The Gospel of the Lord."

Children: "Praise to you, Lord Jesus Christ."

Dialogue: "In the first reading, Isaiah speaks about a time when we will sit at the table and enjoy the richness of God's gifts. There will be no more suffering, no violence, no evil, no tears. All will be joy, and it



will last forever. Isaiah is describing how wonderful it will be in Heaven when we will be with God forever."

"The Gospel doesn't talk about the future; it reminds us that there is reason to celebrate right now. Let's pretend that next week is your birthday. Your parents help you make invitations and send them to your friends. You also buy balloons and prizes. You plan games and decorate the room. You are so excited and can hardly wait for the day. Now, how would you feel if nobody came?" (*share*) "What would you do?" (*share*) "In today's Gospel, the king who gave this big dinner party is like God. Who do you think are the people who are invited?" (*share* - we are) "Some people don't want to be with God and Jesus. So, he invites other people, even sinners (people who have done bad things). They are the ones who are happy to come."

"Jesus invites us to be with him, to live as sisters and brothers and to share in his banquet at Mass on Sundays. Some people don't want to come to church or to live like Jesus. Every Sunday before communion, the priest says, 'Blessed are those called to the supper of the Lamb'. Let's be happy that we were invited and that we chose to be with God at his 'banquet' today."

Intentions:



"Let us pray: (*The intentions may be read by the children*)

That we say 'yes' when God invites us, we pray to the Lord.

Children: "Lord, hear our prayer."

That we say 'thank you' to God for inviting us over and over, we pray to the Lord.

Children: "Lord, hear our prayer."

Encourage the children to share their own intentions

Song:

Choose from *Catholic Book of Worship III*, your parish hymnal, or other sourced song book. Be sure it is related to the theme of today.

Closing:

Discuss the Home Assignment and select readers for the following week; all parents should be encouraged to read next week's readings with their children.



Name: _____

Date: _____

HOME ASSIGNMENT

28th Sunday in Ordinary Time (Cycle A)

1. In the Gospel, the king gave a big party but some of the people he invited didn't want to come. Who would you invite to a special party?

2. How would you feel if all of the people you invited did not want to come to your party? Would you invite them to your next party?

3. Draw a picture of how we celebrate a banquet together at church.

A large, empty rectangular box with a blue border, intended for a drawing.



29th Sunday in Ordinary Time (Cycle A)

(Green Cloth)



Welcome: "Good morning boys & girls. Welcome!"

Announcements: Make any necessary announcements before the liturgy begins.

Candles: Select one child to help light the candles.

Song: *Open Our Hearts* (by Christopher Walker)

Sign of the Cross: Lead the children in making the Sign of the Cross.

First Reading: "This is a reading from the prophet Isaiah." (*Readings may be proclaimed by a parent*)

The Sunday Book of Readings Adapted for Children, p. 126

"The Word of the Lord."

Children: "Thanks be to God."

Responsorial Psalm: **Children's Response:** "All the nations will praise you, and know that you are God."

Verse 1: "Give God glory. Give honour and praise."

Verse 2: "Proclaim salvation day after day."

Verse 3: "Tell the nations God's wonderful deeds."

(*Pause in silence for a moment*)

Alleluia: Sing the Alleluia together.



Gospel: "This is a reading from the Gospel of Matthew."

Children: "Glory to you, Lord." (*Three crosses - Lord be in my thoughts, in my words, and in my heart*)

The Sunday Book of Readings Adapted for Children, p. 127

"The Gospel of the Lord."

Children: "Praise to you, Lord Jesus Christ."

Dialogue: "In the first reading, Isaiah describes what God said to Cyrus, the King of Persia. Do you remember what he said?" (**share** - I am God, there is no other God but me) "Why do you think he said this?" (**share**) "God wanted to make sure that the people knew that God had chosen Cyrus to be their leader, but Cyrus was not to be treated as a God. There is only one true God who is all powerful."



"The Gospel speaks about a time when people tried to trick Jesus. They wanted Jesus to admit that Caesar was a God. You need to know some history around the time of this story."

"During the time of Jesus, the Jewish people lived in the Roman Empire. The leader of the empire was a man named Caesar. The Romans believed that Caesar was a god and they worshipped him. The Jewish leaders wanted to trick Jesus and asked if they should pay taxes/money to Caesar. If Jesus said yes, they could say that he also worshipped Caesar. If Jesus said no, they would tell Caesar, and he would put Jesus in jail. Jesus told them to give back to Caesar what belonged to him, which is the money with his face on it, and give to God what belongs to God, which is everything!"

"Your parents pay taxes every year. The money from taxes help to build roads and schools and parks, to help the poor, to help people who have no jobs, and to help older people who can't work anymore. As Christians, we should help with those things. But we should not worship the leaders of governments, like Caesar. We should only worship God."

Intentions:



"Let us pray: *(The intentions may be read by the children)*

For all those who worship God, we pray to the Lord.

Children: "Lord, hear our prayer."

For our families who bring us to church, we pray to the Lord.

Children: "Lord, hear our prayer."

Encourage the children to share their own intentions

Song:

Choose from *Catholic Book of Worship III*, your parish hymnal, or other sourced song book. Be sure it is related to the theme of today.

Closing:

Discuss the Home Assignment and select readers for the following week; all parents should be encouraged to read next week's readings with their children.



Anointed with Oil (29th Sunday)

Note to Catechist

This session continues to explore the connection between Confirmation and Baptism, this time focusing on the anointing with Chrism that immediately follows the water bath in the Baptism of infants. This anointing is one of the explanatory rites of Baptism that reveals a dimension of the Sacrament not immediately apparent in the water ritual. Chrism is also used in the Sacrament of Confirmation.

Although the anointing following the water bath of Baptism and the anointing in the Sacrament of Confirmation are similar in form, they convey different meanings. At the moment of the post-Baptismal anointing the minister says:

God, the Father of our Lord Jesus Christ, has freed you from sin, given you a new birth by water and the Holy Spirit, and welcomed you into his holy people. He now anoints you with the Chrism of salvation. As Christ was anointed Priest, Prophet and King, so may you live always as a member of his body, sharing everlasting life.

These words show how the Baptismal anointing symbolizes that the newly baptized has become like Christ.

The Confirmation anointing is also related to identity with Christ, but speaks of the anointing with the Spirit that Christ now shares with the Church. After a prayer and laying on of hands, at the moment of Confirmation anointing the minister says: *N_____*, ***be sealed with the Gift of the Holy Spirit.***

The terms “priest,” “prophet” and “king” are used in this session; the candidates do not have to master these terms, but you can explain in these terms:

- A priest is a messenger between God and people, carrying the message of God’s love to the earth and prayer from the earth back to God.
- A prophet is a person who reminds people of God’s truth and God’s ways
- A true king is a person whose job is to look after those he is in charge of; rules are for the good of the people, not for the king.

Background

The Church uses three sacred Oils; Oil of the Sick, Oil of the Catechumens, and Oil of Chrism.

- The Anointing of the Sick is for comfort, strength and healing in times of sickness. Often a person suffering from a serious illness or facing major surgery asks to celebrate the Anointing of the Sick.
- The Anointing of Catechumens is for strengthening the catechumen (unbaptized) on his or her journey. Babies may be anointed with the Oil of Catechumens before Baptism. This is known as a preparatory rite.
- The third sacred Oil is Chrism. Chrism is perfumed oil used in four anointings:
 1. In an explanatory rite in the Baptism of someone who will not be confirmed immediately
 2. In the celebration of the Sacrament of Confirmation
 3. In the celebration of the Sacrament of Holy Orders
 4. In the anointing of the church walls and the altar within the Rite of Dedication of a Church and an Altar.



Goals

This session is intended to help the candidates:

- Understand why the Oil is used in the celebration of Baptism
- Understand that Baptism calls us to a special way of life
- Continue to learn how in Confirmation God strengthens us for the life to which we were called at Baptism; life at the Eucharistic table and in the world.

Supplies and Environment

- Name tags
- A chair, mat or cushion for each person present
- A table
- A white tablecloth with the liturgical colour of the season
- A Cross
- A Bible or Lectionary opened at Luke 4:16 – 21
- A candle
- A bowl of water
- A jug of perfumed olive oil – NOT REAL CHRISM – it is important to use a sufficient amount of the scent so that the perfume is apparent to all (Friar's Balsam is available in some specialty shops)
- A large empty bowl (placed near or under the table for ease access)
- A supply of paper towels or wipes (placed near or under the table for easy access)
- Refreshments

Prepare Ritual Area

Arrange as in the previous session.

Gathering

Welcome and introductions

Leader:	<i>(Raise arms straight up twice with energy and vigour)</i>
	Blessed be God!
All:	<i>O blessed be God!</i>
	<i>(Cups hands around mouth)</i>
Leader:	Who calls you by name
All:	<i>Who calls you by name</i>
	<i>(Sign of the Cross)</i>
Leader:	Holy and chosen one!
All:	<i>Holy and chosen one!</i>
Leader:	<i>Revisit together their Baptismal story. If they have completed the take home sheet, gather the information and keep it for a later session on Confirmation (sealing)</i>



*Introduce the Symbol of Oil. Think of all the different kinds of oil you use at home. If necessary, you can remind them that there are many different types of **oil**: cooking **oil**, baby **oils**, bath **oils**, motor **oils** for vehicles, WD40 (**oil** for tight or stiff locks), **oil** for burning in lamps, etc.*

Question: How is each kind of oil used? Why?

Leader:

Conclude this opening discussion with words such as:

We are going to move to another space where we will pray and sing and use a special oil in a special way. Again, you will need to use all of your five senses – sight, sound, touch, smell, taste and your memory.

RITUAL EXPERIENCE – ANOINTING

Procession (Come)

The procession will consist of the following:

- A candidate to carry the cross
- A candidate to carry the cloth(s)
- A candidate to carry the Lectionary or Bible
- A candidate to carry the candle
- A candidate to carry a bowl of water
- A candidate to carry the jug of oil

Leader: *Ask those selected for the procession to go to the back of the room where someone waits to hand them the objects they will carry.*

Invite the group to be quiet and wait for a few minutes until there is silence.

Presider: In the name of the Father + and of the Son and of the Holy Spirit.

All: ***Amen.***

Let us pray for the gift of God's Spirit as together we continue our journey to the Table of the Lord.

Loving God, You gather us to celebrate and to give thanks that you have called us by name. Bless these symbols as they help us remember that you are with us.

One candidate spreads the cloth on the table

May this table be a sign that we are all one family sharing our life together.

Presider:

The Cross bearer holds the cross high and, after the prayer below, places the cross on the table.

May this cross always be a sign to us of your great love.

The Book bearer holds the Lectionary (or Bible) high and, after the prayer below, places the book on the table.

May the Word be rich food for our minds and hearts.



All:	<i>Amen.</i>
	<i>The Candle bearer holds the candle high, and after the prayer below, places the candle on the table.</i>
	May this candle remind us that Jesus our light shows us the way to you.
Presider:	<i>Candidate holds the bowl of water high, and, after the prayer below, places the bowl on the table.</i>
	May this water remind us of our Baptism.
	<i>Candidate holds the jug of oil high, and after the prayer below, places the jug on the table.</i>
	May this oil help us be open to the healing, and strengthening power of God. This we ask through your Son, Jesus our Lord.
All:	<i>Amen.</i>
	On the day of your Baptism you were claimed for Christ. As you prepare to celebrate the Sacraments of Confirmation and Eucharist, the Christian community holds you in its heart. Remember that God loves you.
Presider:	<i>Presider goes to each one present, and signs each one on the forehead with the sign of the cross, using the whole hand, saying:</i>
	<i>(Name) the Christian community greets you joyfully again today with the sign of Jesus' cross, by which he has claimed you.</i>
<hr/>	
<i>The Word of God (Listen)</i>	
	<i>A team leader leads the group in the Listen song:</i>
	<i>Listen with your heart</i> (action: Point to ears, then place hands crossed over heart)
	<i>Listen to the Good News</i> (action: Point to ears and hold out palms of hands)
Leader:	<i>Hear what God is saying</i> (action: Point to ears, then point to sky)
	<i>To you and me</i> (action: Point to each other and yourself.)
	(Repeat)
Proclaimer of the Word:	<i>Luke 4: 16 – 21</i> (Jesus teaching in the Synagogue)
	<i>The Word of the Lord</i>
All:	<i>Thanks be to God.</i>
Proclaimer of the Word:	<i>Return the Bible (Lectionary) to its place on the table.</i>



	As we prepare to celebrate the Sacraments of Confirmation and Eucharist we enter again into the celebration of our Baptism.
	In the story of Jesus that has been proclaimed, Jesus announced that the Spirit of the Lord has anointed him. When we were still wet with Baptismal water we were anointed with sacred perfumed oil, Chrism, on the crown of our heads.
Presider:	<i>The Presider takes the jug of oil and holds it aloft for all to see, saying:</i>
	Blessed are you, Lord our God, Father, Son and Holy Spirit, in oil you tell us of the wonders of your power and love.
	<i>(Sing or say) Team Leader will model the gestures for the participants.</i>
	Blessed be God! O blessed be God!
All:	<i>Blessed be God! O blessed be God!</i>
	<i>Raise the jug again and say:</i>
Presider:	Blessed are you, Lord our God. At the beginning of time you commanded trees to grow, giving us their fruit. From the olive tree, we take oil that enriches our lives.
	<i>Lower the jug</i>
	<i>(Sing or say) Blessed be God! O Blessed be God!</i>
All:	<i>Blessed be God! O blessed be God!</i>
	<i>Raise the jug again and say:</i>
Presider:	Blessed are you, Lord our God, Long ago you commanded Moses to bless Aaron, his brother, by the pouring of oil, making him a priest, a messenger with a message of love from God and a prayer from the people of Earth.
	<i>Lower the jug</i>
	<i>(Sing or say) Blessed be God! O Blessed be God!</i>
All:	<i>Blessed be God! O blessed be God!</i>
	<i>Raise the jug again and say:</i>
Presider:	Blessed are you, Lord our God. Over and over you anointed people like Amos, Isaiah and Micah to be prophets, to go among your people with words of warning when they strayed from your ways, and words of comfort when they longed to see your face.
	<i>Lower the jug</i>
	<i>(Sing or say) Blessed be God! O Blessed be God!</i>
All:	<i>Blessed be God! O blessed be God!</i>



Raise the jug again and say:

Presider: Blessed are you, Lord our God. You sent Nathan with a jug of oil to call David from his flock and anoint him as king to shepherd your people.

Lower the jug

(Sing or say) Blessed be God! O Blessed be God!

All: ***Blessed be God! O blessed be God!***

(DO)

Stand beside the table near the large empty bowl. Place the jug of oil on the table. Then say

Now, Loving God, by this oil may we remember who you have called us to be.

Step back and use an open arm gesture to invite the group forward. Say:

Come to the oil.

Come in silence.

Open your hands.

Feel the oil on your hands.

Enjoy the oil in silence.

Presider: *Invite the other adult leader to come first to the table with palms up over the empty bowl. Pour a small amount of oil, about the size of a quarter, on one palm. The leader should rub her/his hands together so the oil will be absorbed.*

Invite the participants one by one to approach the table and do the same. After all the participants have received the oil, they should return and remain standing at their places. Once everyone has had a turn, gesture for all to sit.

After a suitable period of silence, gesture for everyone to stand.

Loving God, everything we see and hear, everything we smell, taste and feel, everything that happens in life, gives us a hint of what you are really like. Help us to understand your love and guide us to live loving lives, so that all people may know you and walk in your ways.

We ask this in the name of Jesus and in the power of the Holy Spirit,”

All: ***Amen.***

Presider: *Sing or Say: Blessed be God! O blessed be God!*

All: ***Blessed be God! O blessed be God!***

Presider: Who calls you by name

All: ***Who calls you by name***

Presider: Holy and chosen one!

All: ***Holy and chosen one!***

If required, hand out wipes or paper towels to wipe the excess oil from their hands.



Getting in touch with the experience

Think about everything that has happened so far. Think about everything that has happened so far. We talked about the ways we use oils at home. We experienced God's gift of oil here in this room.

Use the following questions, one at a time, to help the participants to remember the oil ritual. Wait for responses. Do not be afraid of silence. Allow everyone a chance to respond before moving on to the next question. Do not pressure anyone to speak.

Encourage the candidates to expand their answers beyond one or two words. If a single-word answer is offered, ask for specific details. You can ask for a fuller answer by asking: "Can you tell me more?"

If candidates are reluctant to answer try one of these ideas:

- Invite one or more outgoing individuals to begin.
- Choose a moment in the ritual, then repeat the question, e.g., When you rubbed your hands together, what did you see?
- Ask the candidates to recall how the ritual began, then repeat the question.

Team Leader: **What did you hear?**

Hopefully you will hear: a story about Jesus; prayers, names (e.g. Moses, Aaron, David, Isaiah, Amos, Micah); words about God; the leader speaking; reactions to the oil; people laughing, giggling, singing; people moving.

What did you hear the Presider say?

Hopefully you will hear: interesting, strange words: crown of my head, king, shepherd, warning, comfort, prophet, priest, messenger (message), olive (tree) Christ; (specific character names, specific events).

What did you see?

Hopefully you will hear: shiny, golden oil; lots of oil; oil in a large jar; oil being poured; my skin became shiny; the oil went into my skin; people moving, they rubbed their hands; their skin became shiny.

What did you feel?

Hopefully you will hear: oil on my hands; smoother skin; warmth from rubbing my hands together; nervous, excited, shy, happy; my skin feels slippery.



What did you smell?

Hopefully you will hear: a beautiful smell; the oil smelled nice.

Is there anything else you remember?

Close this part of the session by singing or saying:

Blessed be God! O blessed be God!

All: ***Blessed be God! O blessed be God!***

Refreshments

Catechesis on the Experience

Leader: Blessed be God!

All: ***O blessed be God!***

Everyone should be sitting in silence for a few minutes. In a soft voice, invite the participants to look first at the jug of oil and then at their hands and remember their experience of the ritual.

Recap some of the comments offered by the participants before the break, then say:

God made the world. Everything in the world comes from God and give us a hint about what God is like. God made oil. What does the oil say to you about God?

Leader: *Wait for responses*

Hopefully you may hear: God made oil; God is good; The oil smelled nice; Maybe God wants to us smell good things; The oil made my skin smooth and shiny and special, like a bodybuilder or a top athlete; God loves me and thinks I am special; My skin feels better, softer; God can heal people; The oil went into my skin; God is inside all of us; Baby oil protects a baby's skin; God protects us; Oil protects food by stopping it from sticking to the pan and burning; God protects us; Oil makes thing work better; God helps us to do better.

Connecting with Baptism

Remind the candidates that both water and oil were used at their Baptism; first water and then special perfumed oil called Chrism. Explain that Chrism is a special, perfumed oil that is blessed and consecrated by our bishop each year just before Easter. The oil that we used here has not been blessed; it is a perfumed oil from a store (see the label on the bottle).

Leader: *Continue the catechesis by explaining that at Baptism water is poured on our head. Then we are anointed with oil in the shape of a cross on the very top of our head.*

Question:

Why do you think the Christian community uses blessed perfumed oil at Baptism?

Encourage the children to explore the idea that perfumed oil is used because it tells us we are special and that the smell or scent of the oil is a sign that something is different. In Baptism God marks me as a special person.



Kings and queens and other royal people are very special. When a new king or queen is crowned, he or she is also anointed, like we were at Baptism. *Ask if any of the children have seen The Lion King? Ask if they remember the anointing at the beginning of the movie?*

Listen to their responses. You may prompt them by reminding them of some of the things said about oil at the beginning. If necessary, remind them that oil is used to protect our bodies, to protect food from burning, to make something work better, to preserve wood. Just as our family uses different oils for different reasons, so, too, our Church uses different oils for different reasons.

Question:

Why do you think the Christian community anointed you with Chrism at your Baptism?

Leader:

Listen to their responses. Bring out the following:

- We are anointed to remind us that we are part of God's royal family.
- Just like any royal family, we are a special family with a special job in the world.
- The Chrism reminds us that we have been joined to Jesus and given a special task or job.

At this point present the following catechesis on Baptism and the call to a Christian lifestyle.

Question:

What did Jesus do in the world?

Hopefully you will hear: "He loved people." "He helped them, taught them about God, healed them, and prayed for them." "He gave his life for them." "He was kind to people who were hated and treated badly by others."

Bringing the Session Home

Questions for discussion:

- Can we also do this work?
- Have you ever done any of these things? How?
- How can young Christians help people?
 - * Whom can you help?
- How can you teach people about God?
 - * Whom can you teach?
- How can you heal people?
 - * Whom can you heal?

For our next session we ask that you think about saints who are important to you or who patron saints are. You may want to dress as your favourite saint and share the reasons why you have chosen that particular saint. We ask that you highlight some of the characteristics of "your" saint on a piece of paper, or index card for presentation.

Closing

Reading of Psalm 23



Name: _____

Date: _____

HOME ASSIGNMENT

29th Sunday in Ordinary Time (Cycle A)

1. In the Gospel, we learned that we should worship God, and respect the leaders of the land. Who are the leaders of the government? The Prime Minister of Canada? The Premier of BC? The Mayor of your municipality?

2. Jesus told the people not to worship Caesar like a God. Why should we not worship our leaders like a god?

3. Draw a picture of our church, a place where we go to worship God.

A large, empty rectangular box with a blue border, intended for a drawing of a church.



30th Sunday in Ordinary Time (Cycle A)

(Green Cloth)



Welcome: "Good morning boys & girls. Welcome!"

Announcements: Make any necessary announcements before the liturgy begins.

Candles: Select one child to help light the candles.

Song: *Open Our Hearts* (by Christopher Walker)

Sign of the Cross: Lead the children in making the Sign of the Cross.

First Reading: "This is a reading from the book of Exodus." (*Readings may be proclaimed by a parent*)

The Sunday Book of Readings Adapted for Children, p. 128

"The Word of the Lord."

Children: "Thanks be to God."

Responsorial Psalm: **Children's Response:** (read the verses together)

Verse 1: "You love the poor, you love the needy. You give them help, you care for them."

Verse 2: "Teach us to love the poor and needy, to give them help, to care for them." (*Pause in silence for a moment*)

Alleluia: Sing the Alleluia together.



Gospel: "This is a reading from the Gospel of Matthew."

Children: "Glory to you, Lord." (*Three crosses - Lord be in my thoughts, in my words, and in my heart*)

The Sunday Book of Readings Adapted for Children, p. 129

"The Gospel of the Lord."

Children: "Praise to you, Lord Jesus Christ."

Dialogue: "In the first reading, God asks us to be kind to four different groups of people. Do you remember who they were?" (**share** - foreigners/strangers, widows, orphans, and the poor) "God wants us to love everyone and to take special care of those in need. What will happen if they cry out to God?" (**share** - We will suffer for not taking good care of them) "God loves everyone and he expects us to try to love everyone as well. Sometimes that can be very hard."



"In today's Gospel, Jesus told the lawyer to love three different people. Do you remember who Jesus said to love?" (**share** - God, neighbours, and yourself) "How do we show that we love God?" (**share** - praying, going to church, by doing what God wants) "How do we show that we love our neighbours, friends, family and others?" (**share** - obey our parents/teachers, share, forgive, be kind and honest, etc.) "But it isn't always easy to be kind, to share, and to do what we're told. But we need to try because God wants us to be loving and to think of others. When we love others, we also show our love for God. Jesus once said, 'What you do for others, you also do for me.' The third person to love is ourselves. How do we love ourselves?" (**share** - by doing things that bring peace and happiness) "When you give someone a special present or play with someone at school who is lonely, how do you feel?" (**share**)

"When you bring happiness to others, it comes back to you. God wants you to feel good about yourself. He wants you to love yourself. You are very special to him. This week, try to love God, your neighbours, and you!"

Intentions:



"Let us pray: (*The intentions may be read by the children*)

That we love others and look for the good in them, we pray to the Lord.

Children: "Lord, hear our prayer."

That we do things so that we feel good about ourselves, we pray to the Lord.

Children: "Lord, hear our prayer."

Encourage the children to share their own intentions

Song:

Choose from *Catholic Book of Worship III*, your parish hymnal, or other sourced song book. Be sure it is related to the theme of today.

Closing:

Discuss the Home Assignment and select readers for the following week; all parents should be encouraged to read next week's readings with their children.



Preparing for Hallowe'en / All Saints / All Souls (30th Sunday)

Note to Catechist

Days were once counted from sunset to sunset, and so Christian feasts begin in the evening before the day that is marked on the calendar. The evening (or 'eve') of All Saints was called 'All Hallows Eve'. 'All Hallows Eve' was shortened to 'Hallowe'en'. The evening of October 31st begins our two-day remembrance of our ancestors and heroes of the faith.

Many Hallowe'en customs were inherited from pre-Christian times, when people felt both respect for their ancestors and fear of death during the coming winter. After the harvest was collected and the days become short and dark, people made bonfires to welcome the spirits of the dead. The lights in jack-o-lanterns are the remains of this custom. The eerie faces carved in them were meant to scare away unfriendly spirits. Food offerings were left for the spirits, just as we give sweets to visiting trick-or-treaters.

People once dressed up like their dead relatives or heroes to invite the spirits of those people to return and bless them.

Today we sometimes dress as saints or heroes, and sometimes as ghosts or skeletons. The evening is a traditional time for singing, dancing and storytelling around the bonfires, and for enjoying delicious treats.

Christians know that those who have died in Christ share now in the Resurrection of Christ. With and in Christ we all triumph over all our human struggles including death. We use these days to remember and reconnect with our departed saints and to retell their stories. Our Hallowe'en customs help us to have fun as we experience the many symbols and appreciate the richness of the feast. Christ's victory over darkness and death lies at the root of what we celebrate with costumes, masks, and games, as we share our joy at being part of God's holy people. These words show how the Baptismal anointing symbolizes that the newly baptized has become like Christ.

Goals

This session is intended to help the candidates:

- Understand the true meaning of Hallowe'en
- Understand that because we may dress up in different garments it doesn't change who we are on the inside
- Understand that through our Baptism we are and always will be children of God.

Supplies and Environment

- Name tags
- A chair, mat or cushion for each person present
- A table with three small/medium pumpkins on it
- A second table
- A white tablecloth with the liturgical colour of the season
- A cross



- A Bible or Lectionary opened at Revelation 7: 13-14, 17
- A candle
- A bowl of water
- A jug of perfumed olive oil.
- Baptismal Register
- Refreshments

Prepare Ritual Area

Arrange as in the previous session.

Gathering

Welcome and introductions

Leader:	<i>(Raise arms straight up twice with energy and vigour)</i>
	Blessed be God!
All:	<i>O blessed be God!</i>
Leader:	<i>(Cups hands around mouth)</i>
	Who calls you by name
All:	<i>Who calls you by name</i>
Leader:	<i>(Sign of the Cross)</i>
	Holy and chosen one!
All:	<i>Holy and chosen one!</i>
	<i>Revisit the home activity of the last session.</i>
Leader:	<i>Introduce the topic of Hallowe'en for discussion. What has been their experience of Hallowe'en? Are there any customs, traditions that they celebrate as a family? If so, name them and explain their significance.</i>
	<i>Question:</i>
	What is Hallowe'en about?
	<i>Wait for answers.</i>



The Story of the Three Pumpkins

The story touches several central mysteries of our faith: Baptism, belonging to the light; forgiveness, conversion, and transformation; new life and life eternal.

Display three pumpkins:

- The first without any face carved or painted;
- The second with a face painted with a black marker;
- The third with eyes, ears, nose, and mouth carved out but with the cut-out pieces plugged into the holes.

You will also need a candle and a match.

Once upon a time there were three little pumpkins. *(Point to the three pumpkins.)*

The first little pumpkin *(point to the plain pumpkin)* said, “I want to remain just as I am. I never want to change.”

The second pumpkin *(point to the pumpkin with the painted face)* said, “I want to be a jack-o’-lantern but I don’t want to let go of what I already have. I want to change but I’m afraid to let anyone carve eyes, a nose, and a mouth out of my shell. So I won’t change either.”

The third little pumpkin *(point to the carved pumpkin)* said, “I want to shine like the sun. And in order to let the light come out of me I need to lose part of myself. I need to change. Open my eyes, ears, nose, and mouth and put a lighted candle inside me.” *(Take off the lid of the third pumpkin. Set a lighted candle inside, and take out the plugs in its eyes, nose and mouth.)*

The third little pumpkin wanted to become a jack-o’-lantern, even at the cost of losing some of itself. And so, the light shone out of its nose. The light shone out of its eyes. The light shone out of its mouth.

After a while the first little pumpkin rotted away and disappeared into the soil.

After a while the second little pumpkin did the same.

And after a while the third little pumpkin shrivelled and turned back to soil too. But its light seemed to grow even brighter because there was nothing blocking it.

The light of the third little pumpkin, together with the light of all the other jack-o’-lanterns, made the night become brighter than day, and darkness went away forever.

(This story was written by Mr. Speltz, Religious Education Coordinator, St. Kevin’s Parish, Minneapolis, MN)

Questions

What did you hear?

Hopefully you will hear: that the third pumpkin wanted to be light for all those around; the second pumpkin wanted to change but did not want to be carved; the first pumpkin was afraid to change.

How can we identify with the pumpkins?

Hopefully you will hear: change our ways, be light to those around us by being kind, sharing our gifts of hospitality, caring, sharing, etc. with others; welcoming new friends; visiting and spending time with the elderly, etc.



Procession (Come)

The procession will consist of the following:

- A candidate to carry the cross
- A candidate to carry the cloth(s)
- A candidate to carry the Lectionary or Bible
- A candidate to carry the Candle
- A candidate to carry a bowl of water
- A candidate to carry a jug of oil
- A candidate to carry the Baptismal Register

Leader:	<i>Ask those selected for the procession to go to the back of the room where someone waits to hand them the objects they will carry.</i>
	<i>Invite the group to be quiet and wait for a few minutes until there is silence.</i>
Presider:	In the name of the Father + and of the Son and of the Holy Spirit.
All:	<i>Amen.</i>
	Let us pray for the gift of God's Spirit as together we continue our journey to the Table of the Lord.
	Loving God, You gather us to celebrate and to give thanks that you have called us by name. Bless these symbols as they help us remember that you are with us.
	<i>One candidate spreads the cloth on the table</i>
	May this table be a sign that we are all one family sharing our life together.
	<i>The Cross bearer holds the cross high and, after the prayer below, places the cross on the table.</i>
	May this cross always be a sign to us of your great love.
	<i>The Book bearer holds the Lectionary (or Bible) high and, after the prayer below, places the book on the table.</i>
Presider:	May the Word be rich food for our minds and hearts.
	<i>The Candle bearer holds the candle high, and after the prayer below, places the candle on the table.</i>
	May this candle remind us that Jesus our light shows us the way to you.
	<i>Candidate holds the bowl of water high, and, after the prayer below, places the bowl on the table.</i>
	May this water remind us of our Baptism.
	<i>Candidate holds the jug of oil high, and after the prayer below, places the jug on the table.</i>
	May this oil help us be open to the healing, and strengthening power of God. This we ask through your Son, Jesus our Lord.



	<i>Candidate holds the Baptismal Register high, and after the prayer below, places the Register on the table.</i>
Presider:	May this Baptismal Register remind us that we are children of God. This we ask through your Son, Jesus our Lord.
All:	<i>Amen.</i>
	On the day of your Baptism you were claimed for Christ. As you prepare to celebrate the Sacraments of Confirmation and Eucharist, the Christian community holds you in its heart. Remember that God loves you.
Presider:	<i>Presider goes to each one present, and signs each one on the forehead with the sign of the cross, using the whole hand, saying:</i> <i>(Name) the Christian community greets you joyfully again today with the sign of Jesus' cross, by which he has claimed you.</i>

The Word of God (Listen)

	<i>A team leader leads the group in the Listen song:</i>
	<i>Listen with your heart</i> (action: Point to ears, then place hands crossed over heart)
	<i>Listen to the Good News</i> (action: Point to ears and hold out palms of hands)
Leader:	<i>Hear what God is saying</i> (action: Point to ears, then point to sky)
	<i>To you and me</i> (action: Point to each other and yourself.)
	(Repeat)
Proclaimer of the Word:	<i>Matthew 5:1 – 12</i> (The Beatitudes)
	<i>The Word of the Lord</i>
All:	<i>Thanks be to God.</i>
Proclaimer of the Word:	<i>Return the Bible (Lectionary) to its place on the table.</i>

Litany of the Saints

Leader:	Lord, have mercy.	All:	<i>Lord, have mercy.</i>
	Christ, have mercy.		<i>Christ, have mercy.</i>
	Lord, have mercy.		<i>Lord, have mercy.</i>
	Holy Mary, Mother of God		<i>Pray for us.</i>
	Holy Angels of God		<i>Pray for us.</i>
	St. Abraham and St. Sarah		<i>Pray for us.</i>
	St. John the Baptist		<i>Pray for us.</i>
	St. Joseph		<i>Pray for us.</i>
	St. Peter and St. Paul		<i>Pray for us.</i>
	St. Mary Magdalene		<i>Pray for us.</i>



	St. Stephen		<i>Pray for us.</i>
	St. Agnes		<i>Pray for us.</i>
	St. Margaret		<i>Pray for us.</i>
	St. Catherine		<i>Pray for us.</i>
	St. Francis		<i>Pray for us.</i>
	St. Clare		<i>Pray for us.</i>
	St. Dominic		<i>Pray for us.</i>
	St. Theresa		<i>Pray for us.</i>
	St. Elizabeth Ann Seton		<i>Pray for us.</i>

Call the children to come forward one at a time to share information about their favourite saint. When they have finished, invite them to say the name of their saint again and all will respond... "Pray for us".

If this part of the celebration is taking place in the Worship Area of the church invite the children when they have finished the prayer to place their piece of paper on the uncovered altar stone, and remain standing in the sanctuary. After all have shared their stories, invite those seated to join the candidates making a large circle around the altar.

Take the Baptismal Register and hold it high.

Because of our Baptism, all of us who are gathered here have had our names WRITTEN in a Baptismal Register in the parish where we were baptized, just like the saints who have gone before us.

Question:

What made the saints so special?

Leader: *Hopefully you will hear: because they lived good lives, taking care of others; they were not afraid to let their light shine through the darkness; they believed that God would take care of them; they lived the Beatitudes, fed the hungry, clothed the naked; like the story of the third pumpkin they became light for the world to see the glory of God.*

Tonight, we honour all men and women who have faithfully followed Christ during their lives. We too, can model our lives on these saints. Because, guess what, we are all potential saints. We praise the glory of God reflected in these men and women and we rejoice that we too are called to become holy.

Place the Baptismal Register on top of the last information sheet on the altar stone.

Leader: All Holy men and women,

All: ***Pray for us.***



	We praise you, O God, and we honour all your holy ones.
Leader:	We ask the help of those men, women and children who struggled against evil and stood firm. Who loved one another. Who worked for justice and peace. Who healed the sick and fed the hungry. We on earth and they in heaven sing one song of praise. We in grace and they in glory form one communion in Christ, your Son.
	Make us and all those we love worthy to be called your saints.
	We ask this through Christ our Lord.
All:	<i>Amen.</i>
Leader:	<i>Close this part of the session by singing or saying:</i>
	Blessed be God! O blessed be God!
All:	<i>Blessed be God! O blessed be God!</i>

Refreshments

Catechesis on the Experience

Leader:	Blessed be God! O blessed be God!
All:	<i>Blessed be God! O blessed be God!</i>
Leader:	<i>Everyone should be sitting in silence for a few minutes. In a soft voice, invite the participants to look at the table and focus on the Baptismal register. All of our names are written in a Baptismal Register. This Holy Book contains all kinds of information, beginning with our Baptism. After we celebrate the Sacraments of Confirmation and First Communion notations of these celebrations are also recorded next to our name. If we choose to marry, that is also recorded. Remember the piece of scripture from Isaiah in one of our first gatherings, “I will never forget you my people, I have carved you on the palm of my hand.” The Church has also carved us in its hands through this register.</i>

Connecting with Baptism

Ask the candidates to name the symbols on the table and share how they are used during the Rite of Baptism.

Hopefully you will hear: the cross; sign of being a Christian; scripture readings throughout the rite; blessing of water; sacred oil being poured on the crown of our heads; Baptismal register where our Baptism is recorded.

Bringing the Session Home

Questions for Discussion

- Reread the Scripture of Matthew 5:1 – 12 (the Beatitudes)
- Which part of the Beatitudes does the saint that you chose to share about model the Beatitudes?



Leader:

For our next session, please wear a piece of clothing that means something special to you: e.g., a gift from someone special, something that is a favourite colour, something that feels good next to your skin, part of the uniform of some group you belong to, your favourite sports team's jersey or cap. If the article of clothing does not fit you now, bring it with you to show the group.

For our closing this evening we are going to form a procession led by the Cross and we will march around the inside of the church (or the outside of the church) singing: *When the Saints Go Marching In* (or *We Sing of the Saints* or another appropriate song).



Name: _____

Date: _____

HOME ASSIGNMENT

30th Sunday in Ordinary Time (Cycle A)

1. In the Gospel, Jesus told us to love God. What are some things you could do to show love to God?



2. Jesus also told us to love our neighbours. What are some things you could do to show love to your neighbours (other people)?

3. Draw a picture of how you could help any of the four different groups of people God suggested: strangers, widows, orphans, or the poor.



Clothing with a White Garment (Week of Nov 1)

Note to Catechist

Clothing the newly baptized in a special garment is an ancient element of Christian initiation and points to a new identity for the newly baptized. The colour white still resonates with contemporary popular culture, for most of us white speaks of newness and purity. This idea is even found in scripture, where the Book of Revelation says, “They had washed their robes and made them white in the blood of the lamb” (Revelation 7: 14).

The priest’s words during this ritual action point to the change in the person and acknowledge the role of the Christian community in the believer’s life.

(Name), you have become a new creation, and have clothed yourself in Christ. See in this white garment the outward sign of your Christian dignity. With your family and friends to help you by word and example bring that dignity unstained into the everlasting life of heaven.

This garment is not simply a uniform, or Baptism gift, or souvenir. The priest’s words clearly explain its meaning. Baptism makes us more than just followers of Christ; we are members of Christ’s body. We have taken on his identity: “In him we live and move and have our being” (Acts 17: 28)

Young children can understand this concept through their familiarity with uniforms. In our culture, various types of clothing hold special significance: school and sports team uniforms, military uniforms, police and firefighter uniforms. These reveal something about the concept of putting on an identity. Those who wear the uniform must maintain the dignity of the group; their behaviour must typify the group ideal and must bring the group honour.

Your task is to help lead the children to see that putting on the Baptismal garment means all this and much more; it is a sign of “putting on” Christ. Christ is our invisible garment from the moment of Baptism – and nothing can remove it. Being clothed in a Baptismal garment is a visible sign of an invisible change brought about by the waters of Baptism. We are part of Christ, not just followers or admirers. We are a sign of Christ in and for the world.

The Cross

The Sign of the Cross is made on the person’s forehead at the beginning of the celebration of Baptism with these words, which we have echoed at the beginning of the previous sessions:

(Name), the Christian community welcomes you with great joy. In its name I claim you for Christ our Saviour by the Sign of his Cross.

We use the Cross in this session in order to talk about both the source of our new life and identity, and the challenges we will face because of them. The new life and new identity given in Baptism come through Christ as a result of his death and Resurrection. The Sign of the Cross and the Cross speak of both his death and his Resurrection. In Baptism Jesus’ Cross becomes ours: to share his new life we must also share his Cross. Putting on the white garment implies taking up the Cross. It is part of our identity as Christians. For this reason, Pope John Paul II gave the youth of the world a Cross, the World Youth Day Cross, as a focal point of their World Youth Day activities.



Our many uses of the Cross help us remember that we have been clothed in Christ. For example:

- We are welcomed with the Sign of the Cross at the beginning of the Baptismal liturgy.
- We make the sign of the Cross with holy water whenever we enter a church building.
- A Cross leads our entrance procession at Mass.
- We make the Sign of the Cross when we begin and finish praying.
- Some people wear a Cross to proclaim quietly their new identity to the world

Goals

This session is intended to help the candidates:

- Understand why we are clothed in a special white garment during the celebration of our Baptism
- Expand their appreciation of the meaning and importance of the Cross
- Understand that, in Confirmation, God strengthens us for the life to which we are called at Baptism: by our own lives to show Christ to those around us and to our whole world.

Supplies and Environment

- An item of clothing with special meaning brought or worn by each leader
- A Baptismal garment
- Name tags
- A chair, mat or cushion for each person present
- A table
- A white tablecloth with the liturgical colour of the season
- A Cross
- A Bible or Lectionary : Galatians 3: 27, 28b: Philippians 2:5
- A candle
- A bowl of water
- A jug of oil
- Baptismal Register
- Refreshments

Prepare Ritual Area

Arrange as in the previous session.

Gathering

Welcome and introductions

Leader:	<i>(Raise arms straight up twice with energy and vigour)</i>
	Blessed be God! O blessed be God!
All:	<i>Blessed be God! O blessed be God!</i>



Leader:	<i>(Cups hands around mouth)</i>
	Who calls you by name
All:	<i>Who calls you by name</i>
Leader:	<i>(Sign of the Cross)</i>
	Holy and chosen one!
All:	<i>Holy and chosen one!</i>
	<i>Introduce today's session:</i>
	Today we're going to talk about Baptism clothing. But let's begin by talking about the clothing we brought. Everyone was asked to wear or bring some special item of clothing for this session. It may be special for many different reasons: a gift, a favourite colour, a lucky sweater, or some other reason.
Leader:	<i>Invite the candidates to explain the "specialness" of their item of clothing. If any of them did not bring or wear a special item of clothing, invite them to simply tell about one.</i>
	<i>Conclude this opening discussion with words such as:</i>
	We are going to move to another space where we will pray and sing and think more about special clothing. Again, you will need to use all of our five senses – sight, sound, touch, smell, taste – and your memory.

RITUAL EXPERIENCE – CLOTHED IN CHRIST

Procession (Come)

The Procession will consist of the following:

- A candidate to carry the Cross
- A candidate to carry the cloth(s)
- A candidate to carry the Bible or Lectionary
- A candidate to carry the candle
- A candidate to carry the Baptismal Register
- A candidate to carry a bowl of water
- A candidate to carry the jug of oil
- A candidate to carry the white garment

Leader:	<i>Ask those selected for the procession to go to the back of the room where someone waits to hand them the objects they will carry.</i>
	<i>Invite the group to be quiet and wait for a few minutes until there is silence.</i>
Presider:	In the name of the Father + and of the Son and of the Holy Spirit.
All:	<i>Amen.</i>



Let us pray for the gift of God's Spirit as together we continue our journey to the Table of the Lord.

Loving God, You gather us to celebrate and to give thanks that you have called us by name. Bless these symbols as they help us remember that you are with us.

One candidate spreads the cloth on the table

May this table be a sign that we are all one family sharing our life together.

The Cross bearer holds the cross high and, after the prayer below, places the cross on the table.

May this cross always be a sign to us of your great love.

The Book bearer holds the Lectionary (or Bible) high and, after the prayer below, places the book on the table.

May the Word be rich food for our minds and hearts.

Presider:

The Candle bearer holds the candle high, and after the prayer below, places the candle on the table.

May this candle remind us that Jesus our light shows us the way to you.

Candidate holds the bowl of water high, and, after the prayer below, places the bowl on the table.

May this water remind us of our Baptism.

Candidate holds the jug of oil high, and after the prayer below, places the jug on the table.

May this oil help us be open to the healing, and strengthening power of God. This we ask through your Son, Jesus our Lord.

Candidate holds the Baptismal Register high, and after the prayer below, places the Register on the table.

May this Baptismal Register remind us that we are children of God.

Candidate holds the White Garment high and after the prayer below, places it on the table.

May this White Garment remind us that Christ is our invisible garment from the moment of our Baptism.

This we ask through your Son, Jesus our Lord.

All:

Amen.

Presider:

On the day of your Baptism you were claimed for Christ. As you prepare to celebrate the Sacraments of Confirmation and Eucharist, the Christian community holds you in its heart. Remember that God loves you.



The Word of God (Listen)

	<i>A team leader leads the group in the Listen song:</i>
	<i>Listen with your heart</i> (action: Point to ears, then place hands crossed over heart)
	<i>Listen to the Good News</i> (action: Point to ears and hold out palms of hands)
Leader:	<i>Hear what God is saying</i> (action: Point to ears, then point to sky)
	<i>To you and me</i> (action: Point to each other and yourself.)
	(Repeat)
	<i>Paul to the Galatians 3: 27, 28b</i>
Proclaimer of the Word:	<i>Paul to the Philippians 2: 5</i>
	<i>The Word of the Lord</i>
All:	<i>Thanks be to God.</i>
Proclaimer of the Word:	<i>Return the Bible (Lectionary) to its place on the table.</i>
	In the letter I just read, Paul, an important follower of Jesus, tells how Baptism has changed us. On the day of our Baptism, after we were anointed on the crown of our head with chrism, Paul's words were spoken to us and we received special Baptismal clothing.
Leader:	<i>Go to the participant beside you and invite that person to stand. Trace a large Cross on the front (or the forehead) of the participant without touching him/her. The Cross should stretch from head to toe and from one side of the body to the other. While tracing the Cross, say:</i>
	(Name), you have become a new creation, and have clothed yourself in Christ.
	<i>With a gesture, signal this person to remain standing. Using the customary gestures have the whole group sing or say:</i>
	Blessed be God! O blessed be God!
All:	<i>Blessed be God! O blessed be God!</i>
	<i>When everyone has been signed with the Cross invite all to stand in silent prayer for a moment. Then say:</i>
Leader:	Blessed are you, Lord our God for new living things: for baby brothers and sisters, for kittens and puppies, for seeds that grow into plants.
	<i>Sing or say: Blessed be God! O blessed be God!</i>
All:	<i>Blessed be God! O blessed be God!</i>
Leader:	Blessed are you, Lord our God for new beginnings: for the first day of school, for New Year's Day, for every morning.
	<i>Sing or say: Blessed be God! O blessed be God!</i>
All:	<i>Blessed be God! O blessed be God!</i>



Leader:	Blessed are you, Lord our God for our new life: for Jesus, for the family of God, for new ways of being in the world.
	<i>Sing or say:</i> Blessed be God! O blessed be God!
All:	<i>Blessed be God! O blessed be God!</i>
Leader:	Loving God, may we remember all that you have done for us.
All:	<i>Amen.</i>

Getting in Touch with the Experience

At this point the leaders change roles.

Invite everyone to recall what you have done together so far in this session. Ask them to think about the discussion of their special clothes and about the ritual. Ask them to remember what they heard and saw.

Using the following questions, one at a time, to help the candidates remember the ritual. Wait for responses. Do not be afraid of silence. Allow everyone a chance to respond before moving on to the next question. Do not pressure anyone to speak.

Question:

What did you hear?

Hopefully you will hear: “My name;” “You have become a new creation, and have clothed yourself in Christ,” or individual words or phrases from the scripture reading or ritual quote; the phrase ‘the mind of Christ’; “Everyone singing.”

What did you see?

Hopefully you will hear: “Everyone listened to the readings;” “The leader made a big cross on me and on everyone;” “The leader had to stretch and bend down low to make the cross;” “People stayed standing after their turn;” “Everyone doing the movement song.”

What did you feel?

Hopefully you will hear: special, nervous, confused if ‘confused’ is a response, ask them what was confusing and assure them that you will clear up their confusion as the session progresses. (Do not offer explanations right now.)

Is there anything else you remember?

Close this part of the session by singing or saying:

Leader:	Blessed be God! O blessed be God!
All:	<i>Blessed be God! O blessed be God!</i>
All:	<i>Blessed be God! O blessed be God!.</i>

Refreshments



Catechesis on the Experience

Everyone should be sitting in silence for a few minutes. Recall that the group has been focusing on clothing today. Recall that we wore or brought special clothing and that we heard that we have been clothed in Christ. Then invite the group to reflect in silence on this question:

If you could choose a new piece of clothing, what would you select?

Allow time for everyone to answer and to briefly explain their choice. Try to get the children to share “why”.

Ask the children: How would the new piece of clothing make you feel?

Helping the Children Make the Connection with Baptism

Leader

Let us talk now about a special kind of clothing: uniforms. Who puts on uniforms?

Hopefully you will hear: ‘sports teams’, ‘students at some schools’, ‘Sparks’, ‘Brownies’, ‘Guides’, ‘Beavers’, ‘Cubs’, ‘soldiers and other military’, ‘police’, ‘firefighters’, and ‘religious’; ‘Many workers wear a company uniform’.

Continue the discussion along the following lines:

Sometimes we join a team or club or group that has a uniform. When we wear their uniform we know we belong.

When people see us in a uniform they know something about us because we are wearing that uniform. For example, when we see people in firefighters’ uniforms we know they will help us if we need it, even if we don’t know their names or anything else about them

Turn the discussion to focus on the Baptismal garment using words such as:

Uniforms are special clothing for people who belong. On the day of your Baptism you were dressed in special white clothing. You belong to the family of God.

Take the Baptismal garment and hold it up for all to see and say:

We call this a Baptismal garment; “garment” is just another word for clothing. Have you seen a picture of yourself in your Baptismal clothing? What was your Baptismal garment like?

Hopefully you will hear: ‘a long white robe’; ‘a white suit’; ‘It was the same one worn by others in the family’; ‘It was made by a relative’.

It is possible that some did not wear or receive a special white garment. In that case the priest touched them with a white piece of cloth (maybe his stole) as a sign of being clothed in Christ. If so, tell them that this is an acceptable way of saying we are being clothed in Christ.

The special Baptismal garment is usually all white and covers all of you. Why do you think the Christian community dressed you in something white that covers all of you?

Listen to their responses. Lead the children to see that white reminds us of newness; newly fallen snow, a piece of new white paper, a new page in a school workbook, etc. Say:

These things are new and white. For them anything is possible: wonderful things can happen to them. And when something white is washed it looks new again. It’s like a new beginning.



Continue by recalling that in the reading, we heard Jesus' friend Paul say that baptized people are a new creation; because of our Baptism we are new again.

Remind the children that we have learned that we have God's new life in us and we now belong to a new family, God's family. Our whole self is new. This makes us a whole new person, different from before our Baptism. That is why we receive something white that covers our whole body.

Question:

In one way we become like a new person in Baptism. Who do you think you become when you are Baptized?

If the children answer correctly – Jesus Christ – congratulate them; if not simply tell them. Say:

But I am not Christ by myself; I am part of him.

Explain this as follows:

Isn't this strange! In Baptism we become so much like Jesus Christ that we become a different person; we become part of him. We don't look different or speak a new language; we may not even feel differently.

No one can tell, not even an x-ray machine or a blood test. But we have new life – God's gift of his help, his grace, which helps us choose how to act all life long. This is what makes us different. We belong to Jesus Christ; we are part of him.

Just like my finger belongs to me and is a part of me, I belong to Jesus Christ and I am part of him.

You may want to make a reference to last week's session regarding costumes for Hallowe'en:

Did the costume that you wore change how you were on the inside?

Ask the candidates if they have ever seen anyone else at church dressed in a special white garment. Hopefully you will hear: 'the priest', 'altar servers', and perhaps other ministers at Mass.

Question:

Why do you think these people wear a white garment like their Baptismal garment?

Hopefully you will hear: 'to remind us of Jesus and his new life in us'; 'to remind them that they have been clothed in Christ in Baptism'; 'to remind us that we are all part of the family of God'.

Remind everyone that Jesus' death on the Cross and his Resurrection are linked to the Cross. The Cross is a symbol of self-giving so that others may live fully. The mystery is that when we give of ourselves, not only do others live fuller lives, but so do we. Because our Baptism identifies us with Christ and his Cross, we are called to live differently. We are to be visible signs of Christ working in the world.

Point to the Cross on the table. Explain: The Cross reminds us that Jesus died, rose to new life and shares new life with us. We can't wear our special white baptismal garment forever. But the Cross can remind us that from now on we are clothed in Christ, that we are part of Christ, that we are meant to be like him in the world.

We can make the Sign of the Cross anytime. Every time we do, we should remember that in baptism we have clothed ourselves in Christ.

Let us sign ourselves with the Sign of the Cross now.



Connecting with Confirmation and Eucharist

If we remember that we are a new creation and have been clothed in Christ, we will try to think like him and do what he would do, and say what he would say. St. Paul says we have to think with the mind of Christ. This is part of our work as God's royal family.

Question:

Can you think of times when you might need to try and think like Jesus?

Answers will vary. One of the adults might have to lead off with an example. Help the candidates to be specific in their discussion.

Is this an easy way to live?

Hopefully you will hear: 'No'; 'Sometimes I won't be sure what Jesus would do or say'; 'Sometimes it's easier to do the wrong thing or nothing at all'; 'Sometimes it's scary to tell the truth – I might get in trouble'; 'It's hard to be someone's friend when others are picking on them'; 'People might not listen if I tell them they are doing something bad'; 'People might make fun of me if I refuse to follow a leader who wants me to do something bad'.

Remind the group that since we are members of God's family and part of Christ's body, we are never alone. Help is available. When we are anointed at Confirmation the minister rubs the oil into our skin using the Sign of the Cross. In Confirmation the Church prays with us in a special way that we will be able to remember who we are and will remember to ask the Holy Spirit to help us.

Point out that Jesus was filled with the Spirit. Explain that it is the strength of the Holy Spirit that helps us to be more like Christ. We are never so weak or so bad that the Holy Spirit cannot help us.

The Church uses special words to tell us some of the many ways the Holy Spirit can help us.

- When we are not sure what Jesus would do or say, the Holy Spirit can help us think about Jesus more clearly, find others who can help us understand, and finally make a good decision about what needs to be done. The Church calls this help the gift of "right judgment".
- When doing the right thing seems scary, the Holy Spirit can help us to remember Jesus and be brave like him. The Church calls this help the gift of "courage".

Continue the catechesis, explaining that Jesus taught people in many ways. Often he would teach people by sharing a meal with them. Explain that Jesus still teaches at a meal. Each Sunday when we gather for Eucharist we are taught through the Word of God being proclaimed, and we are fed by God with the gift of Jesus' body and blood. It is important for the entire community to gather for this special meal.

Bringing the Session Home

- At home, read together the letter, "Clothed in Christ," pg. 16
- Continue the conversation of special garments
- At home, pray together the Prayer of St. Francis (make copies and distribute):



The Prayer of St. Francis of Assisi (adapted)

Lord, make me a messenger of your peace.
 Where there is hatred, let me bring love;
 where there is hurt, let me bring forgiveness;
 where there is fear, let me bring faith;
 where there is worry, let me bring hope;
 where there is darkness, let me bring light;
 where there is sadness, let me bring joy.

O Divine Master,
 help me not to be selfish.
 Help me help others even more often than I ask for help.
 Help me understand others even more than I ask others to understand me.
 Help me love others even more than they love me.

For whenever we give, we receive;
 and whenever we forgive, we are forgiven;
 and when we die, we are born to eternal life with you.

Leader:	For our next gathering, please bring with you your Baptismal candle. If you do not have one, let us know and we will have one ready for you
	Blessed be God! O blessed be God!
All:	<i>Blessed be God! O blessed be God!</i>
Leader:	Who calls you by name
All:	<i>Who calls you by name</i>
Leader:	Holy and chosen one!
All:	<i>Holy and chosen one!</i>



Enlightened by Christ – Baptismal Candle (32nd Sunday)

Note to Catechist

This session explores the presentation of the lighted candle, the third of the four explanatory Baptismal Rites. The parents, godparents and the entire assembly are reminded that this child has been enlightened by Christ. Parents, godparents and all assembled are also reminded that they too are to keep the flame of faith burning brightly.

Leader

Receive the light of Christ.

Parents and godparents, this light is entrusted to you to be kept burning brightly. These children of yours have been enlightened by Christ. They are to walk always as children of the light. May they keep the flame of faith alive in their hearts. When the Lord comes, may they go out to meet him with all the saints in the heavenly kingdom.

Jesus called himself the light of the world: “I am the light of the world. Whoever follows me will never walk in darkness but will have the light of life” (John 8: 12). All light and life find their source in God. The light of Christ always reveals God. Those enlightened by Christ recognize the presence of God and are led by the Spirit in the ways of God.

But Jesus did not stop at calling himself the light of the world. In the Sermon on the Mount, Jesus told his followers that they are the light of the world, too.

“You are the light of the world. A city built on a hill cannot be hidden. No one after lighting a lamp puts it under the bushel basket, but on the lamp stand, and it gives light to all in the house. In the same way, let your light shine before others, so that they may see your good works and give glory to your Father in heaven” (John 5: 13-16).

In Baptism we receive the light of Christ, our faith is awakened, and we have Christ and the Spirit as our guides. In Confirmation the Church prays that we might live in such a way that others are drawn to the light of God.

This session begins with the candidate’s experience of many different sources of light; flames (fire, candles, lanterns, torches, oil lamps); bulbs (regular, neon); in the cosmos (stars, planets, moon).

We know that light from the sun makes it possible for plants and animals to thrive. The energy that we rely on to play, sleep and work comes from the food we eat, which has received its energy from the sun. The energy from the sun is stored inside us and keeps us healthy. We can feel the energy and effects of the sun and how it makes a difference in our lives.

IT IS RECOMMENDED THAT THE PASCHAL CANDLE BE USED FOR THIS SESSION. If this is not possible use a large pillar candle.



Goals

This session is intended to help the candidates:

- Understand why a candle is used in the celebration of Baptism
- Expand their appreciation of the meaning and importance of sharing the light of Christ
- Understand the role of Confirmation in their lives.

Supplies and Environment

- Paschal Candle with stand – matches/lighter
- Baptismal candle for each candidate
- Tapers for the adults
- Candle snuffer
- Name tags
- A chair, mat or cushion for each person present
- A table
- A white tablecloth with the liturgical colour of the season
- A cross
- A Bible or Lectionary: John 8: 12
- A bowl of water
- A jug of oil
- Baptismal Register
- Baptismal garment
- Refreshments

Prepare Ritual Area

Arrange as in the previous session.

Gathering

Welcome and introductions

Leader:	<i>(Raise arms straight up twice with energy and vigour)</i>
	Blessed be God! O blessed be God!
All:	<i>Blessed be God! O blessed be God!</i>
Leader:	<i>(Cups hands around mouth)</i>
	Who calls you by name
All:	<i>Who calls you by name</i>
Leader:	<i>(Sign of the Cross)</i>
	Holy and chosen one!
All:	<i>Holy and chosen one!</i>



Introduce today's session:

Today, we are going to talk about light. Choose a partner and for the next two minutes talk together about as many kinds of light as you can think of.

After the two minute brainstorming, invite everyone to share their ideas. Invite them to talk briefly about their favourite kind of light. For example: flames, (fire, candles, lanterns, torches, oil lamps); bulbs (flashlights, headlights, street lights, neon lights, night lights); the cosmos (stars, planets, the moon). If no one has spoken of the sun as a source of light, mention how important this source of light is and then discuss how light from the sun makes it possible for plants and animals to thrive. The energy that we rely on to play, sleep and work comes from the food we eat, which has received its energy from the sun. The energy from the sun is stored inside us and keeps us healthy. We can feel the energy and effects of the sun and how it makes a difference in our lives.

Leader:

Question:

How does light help us? Is there any kind of light you do not like?

Conclude this opening discussion with words such as:

We are now going to move to another space where we will pray and sing and use a special candle. You will need to use all of your live senses – sight, sound, touch, smell, taste – and your memory.

RITUAL EXPERIENCE – ENLIGHTENMENT

Procession (Come)

The Procession will consist of the following:

- A candidate to carry the Cross
- A candidate to carry the cloth(s)
- A candidate to carry the Bible or Lectionary
- A candidate to carry the candle
- A candidate to carry the Baptismal Register
- A candidate to carry a bowl of water
- A candidate to carry the jug of oil
- A candidate to carry the white garment
- A candidate to carry the Paschal Candle

Leader:

Ask those selected for the procession to go to the back of the room where someone waits to hand them the objects they will carry.

Presider:

Invite the group to be quiet and wait for a few minutes until there is silence.

All:

In the name of the Father + and of the Son and of the Holy Spirit.

Amen.



Let us pray for the gift of God's Spirit as together we continue our journey to the Table of the Lord.

Loving God, You gather us to celebrate and to give thanks that you have called us by name. Bless these symbols as they help us remember that you are with us.

One candidate spreads the cloth on the table

May this table be a sign that we are all one family sharing our life together.

The Cross bearer holds the cross high and, after the prayer below, places the cross on the table.

May this cross always be a sign to us of your great love.

The Book bearer holds the Lectionary (or Bible) high and, after the prayer below, places the book on the table.

May the Word be rich food for our minds and hearts.

Candidate holds the bowl of water high, and, after the prayer below, places the bowl on the table.

May this water remind us of our Baptism.

Presider:

Candidate holds the jug of oil high, and after the prayer below, places the jug on the table.

May this oil help us be open to the healing, and strengthening power of God. This we ask through your Son, Jesus our Lord.

Candidate holds the Baptismal Register high, and after the prayer below, places the Register on the table.

May this Baptismal Register remind us that we are children of God.

Candidate holds the White Garment high and places it on the table.

May this White Garment remind us that Christ is our invisible garment from the moment of our Baptism.

Candidate holds the Paschal Candle high, and after the prayer below, places the candle on the table.

Each year at Easter our parish lights a new Easter candle with a holy flame. Now as we light our Easter candle again (or "now as we light this candle"), may God make our flame holy as well and chase away the darkness from our minds and hearts.

This we ask through your Son, Jesus our Lord.

All:

Amen.

Presider:

On the day of your Baptism you were claimed for Christ. As you prepare to celebrate the Sacraments of Confirmation and Eucharist, the Christian community holds you in its heart. Remember that God loves you.



Presider: *Go to each one present and sign each one on the forehead with the sign of the cross, using the whole hand, saying:*
 (Name), the Christian community greets you joyfully again today with the sign of Jesus' cross, by which he has claimed you.

The Word of God (Listen)

A team leader leads the group in the Listen song:

Listen with your heart (action: Point to ears, then place hands crossed over heart)

Listen to the Good News (action: Point to ears and hold out palms of hands)

Leader:

Hear what God is saying (action: Point to ears, then point to sky)

To you and me (action: Point to each other and yourself.)

(Repeat)

Proclaimer of the Word: ***John 8:12***

The Word of the Lord

All: ***Thanks be to God.***

Proclaimer of the Word: *Return the Bible (Lectionary) to its place on the table.*

After a few minutes of silence, move to the Paschal Candle and say:

On the day of our Baptism, after we received our special Baptismal clothing, we were given a lit candle. Its flame came from this candle, our parish's Easter candle. Let us praise God for the light.

Leader: *Place your hand on the candle and say:*

Blessed are you, Lord our God. Your glory fills the whole universe. Wherever you are, there is brilliant light that cannot be dimmed.

Sing or say:

Blessed be God! O blessed be God!

All: ***Blessed be God! O blessed be God!***

Place your hand on the candle again and say:

Leader: Blessed are you, Lord our God. At the very beginning of all things, You made light for our universe and separated the light from the darkness.

Sing or say: Blessed be God! O blessed be God!

All: ***Blessed be God! O blessed be God!***



Place your hand on the candle again and say:

Leader: Blessed are you Lord our God. You have given us the sun, a great glowing ball of fire, to light up our days and give energy to our whole world.

Sing or say: Blessed be God! O blessed be God!

All: ***Blessed be God! O blessed be God!***

Leader: Blessed are you, Lord our God. Even at night, when darkness covers the earth, the stars, the planets and the moon blaze in the sky, guiding the lost and reminding us that you never forget us.

Sing or say: Blessed be God! O blessed be God!

All: ***Blessed be God! O blessed be God!***

Touching the candle, say:

Now, Loving God, with the light of this candle may we remember all that you have done for us.

With your hand trace the sign of the cross on the candle and say:

Jesus Christ is the light of the world. Christ yesterday, today, forever. To him to the Father, and to the Spirit be glory!

Invite the participants one by one to come forward to the Paschal Candle. Take the person's Baptismal candle, or taper, light it from the Paschal Candle, and give it to the person saying:

(Name), you have been enlightened by Christ, walk always as a child of the light.

Everyone returns to their places and sits holding the lit candle. When all have received a lighted candle, sing or say together the whole refrain of Who Calls You by Name:

Leader: Blessed be God! O blessed be God!

All: ***Blessed be God! O blessed be God!***

Leader: Who calls you by name!

All: ***Who calls you be name!***

Leader: Holy and chosen one!

All: ***Holy and chosen one!***

Take the Bible from the table and read Matthew 5:14-16. After the proclamation of the Word return the Bible to the table.

After a few moments of silence invited everyone to stand. Say:

Let all of us here rejoice! We are children of light, and light of the world! May we always keep the flame of faith alive in our hearts.

All people of God, rejoice!



Christ now shines on you! All the earth, rejoice! Glory fills you! Let all creation rejoice around God's throne!

Jesus Christ is risen!

Sing or say: Blessed be God! O blessed be God!

All: Blessed be God! O blessed be God!

Invite everyone to extinguish their candles safely. Tell the children to put their candles in a safe place until it is time to leave.

Getting in Touch with the Experience

Leader

Think about everything that has happened so far. We talked about many kinds of light. We experienced one kind of God's gift of light here in this place.

Question:

What did you hear?

Hopefully you will hear: "I am the light of the world"; "You are the light of the world"; "children of the light"; other words that were said in prayers, in scripture, in the gathering discussion; "Everyone singing".

What did you see?

Hopefully you will hear: "The room was darker than usual"; "I couldn't see very much at first."; "The flame on the big candle."; "The leader touched the candle."; "The leader traced the cross on the candle."; "When more and more candles were lit we could see more and more things and we could see each other better."

What did you feel?

Hopefully you will hear: "A bit nervous because it was darker."; "Warmth from all the candles."; "The candle felt smooth and kind of soft."

Is there anything else you remember?

Close this part of the session by singing or saying:

Leader: Blessed be God! O blessed be God!

All: **Blessed be God! O blessed be God!**

Refreshments

Catechesis on the Experience

Leader: Blessed be God! O blessed be God!

All: **Blessed be God! O blessed be God!**



Everyone should be sitting in silence for a few minutes. Invite them to look at the lit Paschal Candle and to recall what they heard, saw and felt. Highlight their comments from before the break, then say:

God made the world. Everything in the world comes from God and gives us a hint about what God is like. God made light before all other things.

Question:

What kind of light reminds you of God?

Hopefully you will hear: “The sun.”

The light of the sun is powerful; it is millions of kilometres away, but still gives us heat and light; God is powerful and gives us what we need.

Flowers and plants need sunlight to live; we need God to live. The sun is still there even when you can’t see it; we can’t see God, but God is always there.

Stars – sometimes you can see them, and sometimes you can’t, but they are always there; we know God is always there even though we can’t see God.

A lighthouse helps ships that are in trouble. God helps us when we are in trouble.

The candle shows us the right way to walk through the room and keeps us from stumbling and bumping into things; God shows us the way to live. We can carry the candle to walk in the dark; we can carry God in our hearts.

Helping the Children Make the Connection with Baptism

Leader

Remind the candidates that a lighted candle was used at their Baptism. (Refer to the baptismal candles that were brought to the session).

Question:

Why do you think the Christian community gave you a lighted candle when you were baptized?

Listen to their responses. Lead them to see that the candle was used to tell about another kind of light, a light we see only with our hearts – the light of Christ. This light has two directions: it shines for us, and it shines from us to the hearts of others.

What do you think the light of Christ helps our heart to see?

Listen to their responses. Lead them to see that the light of Christ helps us know God and see how to live. It helps us to look at ourselves and see the things we do that are good, and the things that we do that are not so good and must change. The light of Christ in our hearts also helps us to see what other hearts need, so that we can help. It shines from us so that other people will know what God is like by seeing what we do and say.

Why do you think the Christian community wanted you to be enlightened by Christ?

Listen to their responses. Bring out the following:

The Christian community knows it is not always easy to decide what to do. It is not always easy to know the right thing to do. It is not always easy to know what others need or how to help them.



As we grow in God's family we will need to know more and more about: what God is like; what God wants; what is right and what is wrong; what others need; who can help each of us to know and do the right thing.

We heard the words of Jesus earlier in the session. Jesus is our light and he and the Spirit will help us. But the light of Christ can also shine from us. Jesus said that he wants us to shine, to live so well that other people will want to know our God and learn to give God praise. When the Christian community gives us a lighted candle, they announce that we have the light of Christ

Remind everyone that we heard two messages from Jesus. Then read John 8: 12 again and ask: What does Jesus say he is? Allow for response.

Then read Matthew 5: 14-16 and ask: What does it mean to be light for the world?

Listen to their responses and summarize by noting that when we let our light shine others recognize the goodness and may come to know more about God. Then continue in words such as:

In our gatherings we have talked about our new life in God's family. God anointed this family to do the work of Jesus.

When we were baptized we were also clothed in Christ; we became part of the body of Christ. That is why we must do his work; that is why we can do his work.

Now we know that we have been enlightened by Christ. Christ shines for us and we can light up the world.

We should also remember that we are not alone. Our family, the people we meet at Church, and the whole Christian community have promised to pray for us and to help us to grow and walk as children of the light.

Question:

How can we light up the world?

Listen to their responses. Bring out the following:

- We can be kind to those younger than ourselves, so they will learn from us how to be kind.
- We can be a friend to someone who is getting bullied, by getting help.
- We can let others go first.
- We can do kind things for people we don't even know.
- We can tell others about God.
- When we see that someone is sad we can ask if they need help.

Question:

What happens when we are light for the world?

Listen to their responses and tell them that when we let our light shine, others recognize the goodness and they come to know more about God.



Connecting with Confirmation and Eucharist

Remind the candidates that our families and the parish support us as we strive to be a light for the world. The celebration of Baptism is one way we are strengthened to walk as children of the light. During the celebration of Confirmation we pray for the Spirit to help us to be a light for the world.

- Each of us is born with many gifts: some can sing; some are good at sports; some are outgoing and chatty; some are good at making things. When the family of God asks God to send us the gift of the Holy Spirit, they pray that we will each find our own gifts and find our own way to use them with the gifts of the Holy Spirit to do the work of Christ and be a light in the world.
- The light of Christ and the Spirit's gift of right judgment (which we learned about at the last session), help us to decide what to do.
- The Spirit's gift of courage, which we also learned about at the last session, helps us to be brave and to shine the light of Christ on the world, to do what is right, even when we are afraid.
- The gifts of understanding, wisdom and knowledge help us see God and know the ways of God in our hearts. Knowing something in our heart is deeper or different than knowing it in our minds. (We might know a lot about some people – sports stars, actors, rock stars with our brain but we don't know them with our hearts and they don't know us. When we truly know someone with our heart it is easier to know whether to trust them. We know in our hearts that God will be with us and that God's Spirit will guide us to walk as children of the light and to keep the flame of faith alive in our hearts.

Continue the catechesis explaining that every time we gather with God's family for the Sunday Eucharist we announce our faith in God.

Bringing the Session Home

- Continue the conversation around how we can be light to others
- Invite the candidates to complete the following in *Come Spirit of God Family Book*: The Family Letter (pg. 21); the Activities (pp. 22, 23); and practice the responses (pg.24).

Closing Ritual

Leader:	Blessed be God! O blessed be God!
All:	<i>Blessed be God! O blessed be God!</i>
Leader:	Who calls you by name
All:	<i>Who calls you by name</i>
Leader:	Holy and chosen one!
All:	<i>Holy and chosen one!</i>



Awakened to Grace—'Ephphetha Rite'

(33rd Sunday)

Note to Catechist

This session explores the Ephphetha (EHF-uh-thuh) Rite, whose name is taken from the word spoken by Jesus when he cured a man who could not hear or speak (Mark 7:34). Mark explains that the word means “Be opened.” In this rite the child’s ears and mouth are touched and the Church prays that the child may profess the faith they hear, to the praise and glory of God. The Rite of Christian Initiation of Adults explains that this rite expresses our need for God’s grace in order to truly hear the Word of God and profess it as Jesus did.

The Ephphetha Rite draws our attention to our total dependence on God. We rely on God’s grace for our life and for our ability to know God. The Ephphetha Rite uses our ears and mouth to stand for our whole being; the Church prays that the newly baptized will always be open to recognize and acknowledge, throughout their lives, the presence and the action of God – however they are revealed. The Holy Spirit’s gifts of Reverence and Wonder and Awe in God’s presence nourish the openness we pray for at Baptism.

This final explanatory rite highlights the relationship between God and all people. The relationship is at the very core of who we are. Because of God’s abundant love and generosity, we are all given the gift of life. Through the presence of God in our lives – God’s grace – we are able to offer to God our praise and thanks for our life and all its gifts. We have been granted life and been given the ability to know God.

As we come to know God, we seek to praise God through our actions and words. We do “good things” not because we are concerned with keeping or breaking the rules but because our knowledge and awareness of God compels us to live in harmony with our Creator.

On the other hand, we are not puppets. God has given us a free will and the ability to know and to love God. Though God enables us to respond appropriately, we are able to choose our own way in the world. During our lives we may choose to embrace or ignore the signs of God’s presence.

For young children we approach the idea of openness to God by using the image of messages. Messages come to us in different ways: through spoken words, body language, telephone calls, letters, e-mail, advertising, etc. God also speaks to us in different way: in the Bible, in the liturgy, through people who teach us, through people who live in the ways of God, through experiences of nature, etc.

We can pay attention to messages or ignore them. We can forget to check the mailbox; we can throw a letter out without reading it; we can glance at a letter and let it sit around for a while; or we can read a letter carefully, answer it right away, and then share its news with our family and friends. So it is with God. Sometimes we forget about God; we might deliberately ignore God or say we will think about God later; we might have a wonderful experience and forget that it is a gift from God; or we can take time to say a prayer of thanks and praise to God before we tell anyone else our good news. When we become open to God’s messages we begin to see the world, people and our lives through the eyes of God. This is referred to as “seeing with the eyes of faith.” With this image in mind we begin to explore how God communicates with us.



Goals

This session is intended to help the candidates:

- Understand why the Church prayed at our Baptism that our ears and mouth would be opened
- Understand that all creation is graced by the presence of God
- Review the journey the children have taken together and forge its link to the parish Sunday Eucharist

Supplies and Environment

- Name tags
- A chair, mat or cushion for each person present
- A table
- A white tablecloth with the liturgical colour of the season
- A cross
- A Bible or Lectionary – Matthew 10:16-42 and Philippians 4:4-7
- A Candle
- A bowl of water
- A jug of oil
- Baptismal Register
- Baptismal garment
- Candle
- Refreshments

Prepare Ritual Area

Arrange as in the previous session.

Gathering

Welcome and introductions

<i>(Raise arms straight up twice with energy and vigour)</i>	
Leader:	Blessed be God! O blessed be God!
All:	<i>Blessed be God! O blessed be God!</i>
<i>(Cups hands around mouth)</i>	
Leader:	Who calls you by name
All:	<i>Who calls you by name</i>
<i>(Sign of the Cross)</i>	
Leader:	Holy and chosen one!
All:	<i>Holy and chosen one!</i>



Introduce today's session:

Messages will be an important part of our time together this evening. Choose a different partner from the one you chose the last time and for the next two minutes talk together about as many ways to receive messages as you can think of.

After the brainstorming, invite the participants to share their ideas with the whole group and to mention briefly which senses are involved in receiving each kind of message.

Make sure you have collected a broad range of ideas; for example, face-to-face conversations, telephone, email, walkie-talkies, notes, letters, Christmas cards, TV ads, signs, body language, facial expressions.

Question:

Leader:

How do the important people in your life make sure you get the message that they love you?

Hopefully you will hear: they say "I love you"; they take care of me and worry about me; they give me birthday presents; they hug and kiss me; they cook food I like; they leave surprise notes for me in different places; they spend time with me.

How do you make sure people know what you want or what you have to say?

After all have shared their thoughts:

We are now going to move to another space where we will pray and sing. We will remember another special part of the celebration of your Baptism. You will need to use all of your five senses – sight, sound, touch, smell, taste to receive some messages about God. You will need to use your memory too.

RITUAL EXPERIENCE – AWAKENED TO GRACE

Procession (Come)

The Procession will consist of the following:

- A candidate to carry the Cross
- A candidate to carry the cloth(s)
- A candidate to carry the Bible or Lectionary
- A candidate to carry the candle
- A candidate to carry the Baptismal Register
- A candidate to carry a bowl of water
- A candidate to carry the jug of oil
- A candidate to carry the white garment
- A candidate to carry the Paschal Candle

Leader:

Ask those selected for the procession to go to the back of the room where someone waits to hand them the objects they will carry.

Invite the group to be quiet and wait for a few minutes until there is silence.



Presider:	In the name of the Father + and of the Son and of the Holy Spirit.
All:	<i>Amen.</i>
	Let us pray for the gift of God's Spirit as together we continue our journey to the Table of the Lord.
	Loving God, You gather us to celebrate and to give thanks that you have called us by name. Bless these symbols as they help us remember that you are with us.
	<i>One candidate spreads the cloth on the table</i>
	May this table be a sign that we are all one family sharing our life together.
	<i>The Cross bearer holds the cross high and, after the prayer below, places the cross on the table.</i>
	May this cross always be a sign to us of your great love.
	<i>The Book bearer holds the Lectionary (or Bible) high and, after the prayer below, places the book on the table.</i>
	May the Word be rich food for our minds and hearts.
	<i>The Candle bearer holds the candle high, and after the prayer below, places the candle on the table</i>
	May this candle remind us that Jesus our light shows us the way to you.
Presider:	<i>Candidate holds the bowl of water high, and, after the prayer below, places the bowl on the table.</i>
	May this water remind us of our Baptism.
	<i>Candidate holds the jug of oil high, and after the prayer below, places the jug on the table.</i>
	May this oil help us be open to the healing, and strengthening power of God. This we ask through your Son, Jesus our Lord.
	<i>Candidate holds the Baptismal Register high, and after the prayer below, places the Register on the table.</i>
	May this Baptismal Register remind us that we are children of God.
	<i>Candidate holds the White Garment high and places it on the table.</i>
	May this White Garment remind us that Christ is our invisible garment from the moment of our Baptism.
	<i>Candidate holds the Paschal Candle high, and after the prayer below, places the candle on the table.</i>
	May this candle remind us that Jesus, our light, shows the way to you.
	This we ask through your Son, Jesus our Lord.
All:	<i>Amen.</i>



Presider: On the day of your Baptism you were claimed for Christ. As you prepare to celebrate the Sacraments of Confirmation and Eucharist, the Christian community holds you in its heart. Remember that God loves you.

The Word of God (Listen)

A team leader leads the group in the Listen song:

Listen with your heart (action: Point to ears, then place hands crossed over heart)

Listen to the Good News (action: Point to ears and hold out palms of hands)

Leader:

Hear what God is saying (action: Point to ears, then point to sky)

To you and me (action: Point to each other and yourself.)

(Repeat)

Proclaimer of the Word: ***Matthew 10:16 – 42***

The Word of the Lord

All: ***Thanks be to God.***

Proclaimer of the Word: *Return the Bible (Lectionary) to its place on the table.*

After a few minutes of silence, say:

At our Baptism, after we received our lit candle, our ears and lips were touched, and the family of God prayed: “The Lord Jesus made the deaf hear and the mute speak: May he soon touch your ears to receive his word, and your mouth to proclaim his faith, to the praise and glory of God, the Father.”

Leader:

Turn to the participant beside you and invite that person to stand. Trace the Sign of the Cross on both ears, saying: (Name), your ears have been opened by the grace of God. Hear the words of Christ.

Then trace the Sign of the Cross on the lips, saying: (Name), your lips have been opened by the grace of God. Speak as Christ would speak. Profess the faith you hear for the glory of God.

Sing or say:

Blessed be God! O blessed be God!

All: ***Blessed be God! O blessed be God!***

Place your hand on the candle again and say:

Leader: Blessed are you, Lord our God. At the very beginning of all things, You made light for our universe and separated the light from the darkness.

Sing or say: Blessed be God! O blessed be God!

All: ***Blessed be God! O blessed be God!***



Take the Bible or Lectionary and proclaim Philippians 4:4 – 7. When you have finished proclaiming, return the Bible or Lectionary to the table.

After a few moments of silence, invite everyone to stand.

Leader:

Let us give thanks to God, always and for everything, in the name of our Lord Jesus Christ.

Sing or say:

Blessed be God! O blessed be God!

All:

Blessed be God! O blessed be God!

God our Father, we give you thanks for all your gifts so freely given to us.

Leader:

Sing or say:

Blessed be God! O blessed be God!

All:

Blessed be God! O blessed be God!

For the beauty and wonder of your creation in earth and sky and sea.

Leader:

Sing or say:

Blessed be God! O blessed be God!

All:

Blessed be God! O blessed be God!

For all that is filled with Your grace, showing us the light of Christ.

Leader:

Sing or say:

Blessed be God! O blessed be God!

All:

Blessed be God! O blessed be God!

For minds to think and wonder and hearts to love and care. For hands to serve and health and strength to work.

All:

Blessed be God! O blessed be God!

And above all, for the greatest gift given to us: Christ Jesus our Lord. To him be praise and glory with you and the Holy Spirit, now and for ever.

Leader:

Sing or say:

Blessed be God! O blessed be God!

All:

Blessed be God! O blessed be God!



Getting in Touch with the Experience

Leader

Invite everyone to recall what you have done together so far in this session. Ask them to think about the discussion of different kinds of messages and about the ritual. Ask them to remember what they heard and saw.

Use the following questions, one at a time, to help the candidates to remember the light ritual. Relax and allow for silence. Encourage everyone to respond, but it is not necessary for everyone to speak.

Question:

What did you hear?

Hopefully you will hear: “N., said my name”; “I am sending you”; “be wise”; “do not worry”; “it is not you who speak”; “tell what I say”; “rejoice”; “the Lord is near”; “pray with thanksgiving”; “peace will guard your hearts and minds”; “your ears have been opened”; “your lips have been opened”; “hear the words of Christ”; “speak as Christ would speak”.

What did you see?

Hopefully you will hear: “N., made a Sign of the Cross on everyone’s lips and ears”; “N. was holding the Bible”.

What did you feel?

Hopefully you will hear: “N., touched my ears”; “N., touched my mouth”; “I felt nervous.”

Is there anything else you remember?

Close this part of the session by singing or saying:

Leader:	Blessed be God! O blessed be God!
All:	Blessed be God! O blessed be God!

Refreshments

Catechesis on the Experience

Leader:	Blessed be God! O blessed be God!
All:	Blessed be God! O blessed be God!

Everyone should be sitting in silence for a few minutes. Invite the participants to remember their experience of the ritual. Recall the candidates’ comments from before the break, and then ask:

What message did you receive in our celebration today?

Hopefully you will hear: “God loves us”; “The community cares about us”; “We do not need to worry”; “God is sending us out”; “God wants us to rejoice”; “The cross is important because it was traced on us”; “God wants us to hear and to speak”.

There are no right or wrong answers

**Question:**

Can you tell us how you received that particular message today? Was it in something someone said, or did, or something you saw, or was it in something else?

When all who want to have shared, summarize by commenting that God speaks to us in many different ways. God sends us messages through all things that God has created.

Helping the Children Make the Connection with Baptism

Remind everyone that at the time of their Baptism the Christian community prayed that their ears would be opened to God. Acknowledge that sometimes it is easy, but often it can be difficult to hear God's message. Ask:

Question:

Why do you think it can be difficult to recognize God's messages?

Listen to their responses. Explain that: God sends messages in different ways and through different people.

Highlight that:

God sends messages through the stories in the Bible. At Mass the homily is also a message from God. Prayers and hymns may also be messages from God. God does not rely on just one way to send messages. God also sends us messages through other people. Sometimes we know the people and other times we read or hear about the people and receive messages that way.

Ask:

Why do you think the Church, the people of God, prayed that our ears would be opened to God when we were baptized?

Hopefully you will hear: "So that we would be able to hear God's message".

Listen to their responses. Bring out the following: It is only God who makes us able to recognize God's messages.

Explain that: God makes it possible for us to receive messages, but we need to be open to God. There is nothing we can do without God's help. So when someone reads the word of God to us, God is speaking and God is also helping us to hear and understand.

Ask: Why do you think the Church, the family of God, prayed that our lips would be opened and we would give glory to God when we were baptized?

Hopefully you will hear: "So we could tell others about God"; "So we could talk and share God's message"; "So we hear and be open to God's Word through others".

Listen to their responses. Explain that:

We are to speak as Christ would speak. When Jesus spoke, he thanked his Father for all good things. Jesus talked to God about people in need and he talked to the people in need about God. We are called to do the same. We are to tell others about the great things God has done. We are to thank God for the great and wonderful things that have been done.



Often we do not even know that God is helping us. When we pray to God, it is God who helps us to pray. We just need to ask God to help us. But God often helps us without being asked.

Our most important prayer is to thank and praise God, to tell God that we appreciate the gifts we have been given. For some reason people who remember to ask God for things, forget to thank God. When bad things happen we run to God in prayer, but when good things happen we easily forget about God.

We can also pray for others. This is one of the reasons we were anointed at Baptism. This is the work of God's royal, priestly family. Sometimes it may be a little confusing or we may be unsure about how we are to pray or what we need to say to God. God helps us at these times, too.

Remind the children of the reading from Matthew's gospel where God tells us not to worry about what we are to speak or say. God tells us that the Spirit will lead us. We can remember to begin our prayer by asking the Holy Spirit to help us pray

Connecting with Confirmation and Eucharist

Make the link to Confirmation by bringing out the following:

During the past weeks we have heard about some gifts of the Holy Spirit. We will delve into these deeper during the next few weeks.

We are Confirmed only once. We are Confirmed for life in the family of God. The family of God lives at the Table of the Lord. That is where we gather and where we show the world who we are. It is at the Table of the Lord that we most strongly show our love and respect for God. It is at the Table of the Lord that God feeds us and the Holy Spirit strengthens us to be a message for the world.

That is why we go to Mass: to praise and thank God for our lives and for Jesus, to be fed and strengthened to grow in Christ, so that we can share Christ's love to others by our words and actions.

Bringing the Session Home

- Complete at home together "Awakened to Grace" (page 26); "I Can Do It," (page 27); practice the response (page 28); and pray together the prayer on page 29, (*Come Spirit of God Family Book*). Continue the conversation.

Closing Ritual

Leader:	Blessed be God! O blessed be God!
All:	<i>Blessed be God! O blessed be God!</i>
Leader:	Who calls you by name
All:	<i>Who calls you by name</i>
Leader:	Holy and chosen one!
All:	<i>Holy and chosen one!</i>

Adapted from Come Spirit of God Leader's Guide, pp. 79 – 93



Christ the King Sunday (Cycle A)

(Green Cloth)



Welcome: "Good morning boys & girls. Welcome!"

Announcements: Make any necessary announcements before the liturgy begins.

Candle/Book: Choose a child to process with the candle and a parent the book.

Song: *Open Our Hearts* (by Christopher Walker)

Sign of the Cross: Lead the children in making the Sign of the Cross.

First Reading: "This is a reading from the prophet Ezekiel." (*Readings may be proclaimed by a parent*)

The Sunday Book of Readings Adapted for Children, p. 127

"The Word of the Lord."

Children: "Thanks be to God."

Responsorial Psalm: **Children's Response:** "You are my shepherd, you are my friend. I want to follow you always, just to follow my friend."
 Verse 1: "I have all I need. You are my shepherd, your hand is with me."
 Verse 2: "When pathways are dark, you are there guiding me, keeping me safe."
 Verse 3: "You give me to eat. You make me welcome, you fill me with joy."
 Verse 4: "Your goodness I know. Your love will be with me all of my life."
 (*Pause in silence for a moment*)



Alleluia: Sing the Alleluia together.

Gospel: "This is a reading from the Gospel of Matthew."

Children: "Glory to you, Lord." (*Three crosses - Lord be in my thoughts, in my words, and in my heart*)

The Sunday Book of Readings Adapted for Children, p. 138-139

"The Gospel of the Lord."

Children: "Praise to you, Lord Jesus Christ."

Dialogue: "Today we are celebrating a special day the Feast of Christ the King. The people of Israel saw their leader as a shepherd and a king. David, for example, was a shepherd and he became a king. God



wanted his people to see him as a shepherd. What does a shepherd do to take care of the sheep?" (**share** - feed them, care for them, find lost ones, help the ones that are sick, etc.) "God wants us to know that he will take care of us the same way."

"In the Gospel, we hear how Jesus acts like a shepherd and a king. When we say Jesus is our king, we mean that he is our leader. He leads us. He teaches us and we want to follow our leader. What have you learned from Jesus?" (**share**) "Jesus, our king, is teaching us a very important lesson today. He wants us to remember that what we do to others we do to him. If you help anyone, you do it for Jesus. What do you do to make people happy?" (**share** - help your mom and dad, be kind to your brothers and sisters, visit your grandma and grandpa, give someone a hug, make a surprise for someone, etc.)

"When you make someone else happy, you actually make Jesus happy. Jesus said, 'When you do those things for any of my brothers and sisters, you do it for me.' We should always try to do things that make others happy because that will make Jesus happy."

Intentions:

"Let us pray: *(The intentions may be read by the children)*

That we share and help others whenever we can, we pray to the Lord.

Children: "Lord, hear our prayer."

That we thank Jesus, our King, for his care for us, we pray to the Lord.

Children: "Lord, hear our prayer."

Encourage the children to share their own intentions



Song:

Choose from *Catholic Book of Worship III*, your parish hymnal, or other sourced song book. Be sure it is related to the theme of today.

Closing:

Discuss the Home Assignment and select readers for the following week; all parents should be encouraged to read next week's readings with their children.



Name: _____

Date: _____

HOME ASSIGNMENT

Christ the King Sunday (Cycle A)

1. In the Gospel, Jesus is compared to a king. What does a king do for the people in his kingdom?

2. Jesus says that "when you do things for any of my brothers and sisters in need, you do it for me". List three things you could do this week to take care of people around you. Write them down below and check them off when you accomplish them.

3. Draw a picture of one thing that you can do to take care of others.

A large, empty rectangular box with a thin blue border, intended for a student to draw a picture of a good deed.



Our Faith Journey Year 2 Cycle A – B

Scope and Sequence Review Chart

THE LITURGICAL SEASON OF ORDINARY TIME: 24TH – CHRIST THE KING SUNDAY (CYCLE A)

Catechetical Focus <i>The Holy Spirit, the Giver of Life, draws us to Christ</i>	Thematic Scriptural References that support the Catechesis of the Mass	Knowledge and Understanding (Cognitive Level) <i>The child knows...</i>	Skills (Practical Level) <i>The child can...</i>	Values and Attitudes (Affective Level) <i>The child...</i>	Lectionary Readings Cycle A Gospel Reading
<p>To enable the children to know, contemplate, celebrate and live the mystery of the Trinity made alive in us by the power of the Holy Spirit who brings Jesus into the lives of the children by the sacraments</p> <p>Prepare the children to encounter the Lord Jesus</p> <p>Unites the children to the life and mission of Christ</p> <p>Sends the Church/the children forth in Christ</p>	<p>Jn 14:15 – 29 <i>I will not leave you orphaned</i></p> <p>Jn 14: 15 – 29 <i>But ... the Holy Spirit, whom the Father will send in my name, will teach you everything, and remind you of all that I have said to you.</i></p> <p>Mt 28:20 <i>I am with you always</i></p>	<p>That Jesus promised to make the Spirit present to us</p> <p>That the Holy Spirit, the Giver of Life is present in our liturgical celebrations</p> <p>That the Holy Spirit will guide our actions and help us reach out to others</p> <p>Prayer to God is important for being a part of a community</p> <p>Some of the implications of one's life of Baptism, Confirmation and Eucharist</p>	<p>Recognize the active presence of someone who is absent</p> <p>Participate in a celebration of the Word honouring the Holy Spirit</p> <p>Call on the Holy Spirit for help</p> <p>Pray to the Holy Spirit</p> <p>Participate in celebrations and rituals of the Christian community—especially Sunday worship</p> <p>Give to others</p>	<p>Pray to the Holy Spirit and ask for guidance in times of need</p> <p>Feel the presence of the Holy Spirit</p> <p>Wants to reach out and give to others</p> <p>Is grateful for the people who are part of his or her community</p> <p>Works and plays with others with joy</p> <p>Appreciate being part of and participating in a gathering</p>	<p>24th Sunday Mt 18:21–35 25th Mt 20:1–16 26th Mt 21:28–32 27th Mt 21:33–43 28th Mt 22:1–10 29th Mt 22:15–21 30th Mt 22:32–39 31st Mt 23:1–12 32nd Mt 25:1–13 33rd Mt 25:14–30 Christ the King Mt 25:31–40</p>



Our Faith Journey

Advent Season
Christmas Season

LESSON PLANS YEAR TWO 2nd – 6th Sundays in Ordinary Time Cycle B





The Liturgical Season of Advent/Christmas (Cycle A)

MAKING THE CONNECTION

The Sunday Readings for Cycle B, for the liturgical season of Advent and Christmas, and the expectations covered in the *Criteria for Catechesis* for children age eight, serve as a guide in the lessons presented. We continue to guide children to know, contemplate, celebrate and live the love of the Trinity by understanding that Jesus reveals the Holy Spirit who we receive in Baptism, and who calls us continually to grow close to God. Catechists continue to help children make the connection between the Gospel message and their lives. The following themes should be covered:

Catechetical Outcomes

- Reinforce desired outcomes identified in the matrix that emphasize the catechetical focus (the Holy Spirit, the Giver of Life draws us to Christ)
 - * Students will explore the notion of hope
 - * Learn about the Advent/Christmas/Epiphany cycle through scriptural stories
 - * Celebrate the Holy Spirit as the One who came to Isaiah, John the Baptist, Mary and Joseph
 - * Present the ministry of Jesus in the power of the Holy Spirit as a growing light in the darkness
- They will be able to explain the meaning of passages of Scripture:
 - » *The people who walked in darkness have seen a great light*
 - » *The story of John the Baptist: hope in a time of darkness*
 - » *The story of the birth of Jesus at night*
 - » *The visit of the Magi to Jesus, guided by a star*
 - » *He will baptize you with the Holy Spirit*

Cognitive/Practical and Affective Outcomes

- The children will KNOW
 - * The narratives of Isaiah, John the Baptist and Mary
 - * Rituals celebrated during the time of Advent and Christmas
 - * The responses to the Angels
 - * The Holy Spirit prompts us to give to the needy
 - * The Holy Spirit is at work everywhere to make light where there is darkness
 - * The Holy Spirit is present at all points in Jesus' birth and life
- The children will be able to DO the following
 - * Grasp the meaning of hope in the midst of darkness
 - * Understand some of the symbols and prepare the rituals of Advent, Christmas and Ordinary Time
 - * Participate in group activities being sensitive to others when things are difficult
 - * Participate with their families in actions of sharing with others



- The children should demonstrate the following VALUES and ATTITUDES
 - * Appreciate this season as a time of light and hope in darkness
 - * Appreciate the ministry of Jesus, in the power of the Holy Spirit, as a growing light in the darkness
 - * Hope in spite of difficult times
 - * A sense of the meaning of the prayers of the liturgical seasons of Advent and Christmas

Specific Lectionary Based Outcomes

- (1st) As we begin a new season of the liturgical year we are reminded that we are called to love in such a way that we are always ready to greet the Lord at his coming
- (2nd) John the Baptist came telling people to change their lives and be baptized so their sins would be forgiven
- (3rd) The Gospel focuses on Christ the Light who is the God who comes to save those who witness the faith
- (4th) The story of the Annunciation introduces Mary as our model of an ordinary person who freely said “Yes” to God
- (Christmas) God’s great love for the world is expressed in his great gift to the world, Jesus, a child, our Saviour who promises light and peace
- (Holy Family) Upon the presentation of Jesus in the temple, Simeon, a holy man, recognized Jesus as our Light and our Saviour; Anna talked about him to everyone who was waiting for the Messiah to come
- (Mary the Mother of God) Today we celebrate Mary, the Mother of God, as we recount the naming of Jesus, a name that means Saviour
- (Epiphany) The birth of Christ is the manifestation or epiphany of God in the world. He is light for the world. Visitors came from afar to see this sign of God’s unconditional love for all people
- (Baptism of the Lord) John baptized with water telling the people that someone greater than himself (Jesus) was coming who would baptize in the Holy Spirit. We received the Holy Spirit at our baptism as Jesus did
- The Creed is a statement of what Catholics believe
- (2nd Sunday in Ordinary Time) Jesus invites us to follow him. As disciples we listen, see and tell others about Jesus
- (3rd) Others learn about Jesus by what they see us do and say. What does it mean to follow Jesus today?
- (4th) Jesus speaks with authority and if we listen to him we will know how to choose what is right
- (5th) Jesus healed many people who had faith in him and continued through many towns and villages to preach the Good News
- (6th) Jesus was filled with power and compassion and we should imitate his gentleness, kindness and attention to others’ needs
- (7th) Jesus has the power to forgive our sins



- (8th) Jesus brings true happiness and true joy to those who try to follow his way
- (9th) Jesus kept the Sabbath holy. We too are to follow the commandments out of love for Jesus



1st Sunday in Advent (Cycle A)

(Purple Cloth)



Welcome: "Good morning boys & girls. Welcome!"

Announcements: Make any necessary announcements before the liturgy begins.

Candle/Book: Choose a child to process with the candle and a parent the book.

Song: *Open Our Hearts* (by Christopher Walker)

Sign of the Cross: Lead the children in making the Sign of the Cross.

First Reading: "This is a reading from the prophet Isaiah." (*Readings may be proclaimed by a parent*)

The Sunday Book of Readings Adapted for Children, p. 2

"The Word of the Lord."

Children: "Thanks be to God."

Responsorial Psalm: **Children's Response:** "Come and stay with us, O Lord. Holy is your name."

Verse 1: "God in heaven, shine on us. You who are mighty, save us."

Verse 2: "Come, our Saviour, stay with us. Come and bring us back to you." (*Pause in silence for a moment*)

Alleluia: Sing the Alleluia together.



Gospel: "This is a reading from the Gospel of Mark."

Children: "Glory to you, Lord." (*Three crosses - Lord be in my thoughts, in my words, and in my heart*)

The Sunday Book of Readings Adapted for Children, p. 3

"The Gospel of the Lord."

Children: "Praise to you, Lord Jesus Christ."

Dialogue: "In the first reading, the prophet Isaiah speaks to God. He wonders why God allows us to wander away from what he wants us to do. How do you think God wants us all to act?" (**share** - be good, kind, helpful, etc.) "It's not always easy to behave ourselves. Was there a time this week when you didn't do what you were supposed to?" (**share**) "We all try to be good people, but sometimes we make mistakes (and



sin). However, we need to keep in mind that this is not the way God wants us to behave."

"In four weeks we'll celebrate Christmas. What is Christmas all about?" (**share** - birth of Jesus) "Do you celebrate your birthday? Why?" (**share**) "Your family was so happy when you were born. Every year we remember that day because you are so special. The whole world celebrates the Birth of Jesus. We get ready for our birthdays and Christmas because we know the dates they will happen. But Jesus will also come back at the end of time. Unfortunately, we don't know when this will happen!"

"In today's Gospel, Jesus reminds us that we do not know the date when he will come again and we must always be ready. How can we be ready? What would we want to be doing when Jesus comes?" (**share** - live the way God wants, pray, listen to parents, etc.) "What do you think Jesus meant when he said, 'Stay awake'?" (**share**) "Jesus does not mean that we should never go to sleep. He means when we are awake we should be thinking and doing good things to prepare our hearts. We are getting ready for the birth of Jesus, but we should always be ready for when he comes again."

Intentions:



"Let us ask Jesus to bless us as we pray: (*The intentions may be read by the children*)

That we get our hearts and homes ready for Christmas, we pray to the Lord.

Children: "Lord, hear our prayer."

That we will be generous and help others, we pray to the Lord.

Children: "Lord, hear our prayer."

Encourage the children to share their own intentions.

Hymn:

Choose from *Catholic Book of Worship III*, your parish hymnal, or other sourced song book. Be sure it is related to the theme of today.

Closing:

Discuss the Home Assignment and select readers for the following week; all parents should be encouraged to read next week's readings with their children.



Name: _____

Date: _____

HOME ASSIGNMENT

1st Sunday in Advent (Cycle A)

1. Advent is the preparation time for the birth of Jesus. What are some of the things that you do with your family to prepare for Christmas? Think of some of the traditions that your family has around Christmas time.



2. We celebrate Jesus' birth each year and you celebrate your birthday every year. Describe your favourite birthday or birthday party.

3. Draw a picture of yourself celebrating your birthday.



Rite of Acceptance into the Order of Catechumens

CHILDREN

Receiving the Candidate

Enquirers together with their sponsors will gather in the foyer of the Church.

The Presider will invite the Community to stand and face the foyer for the beginning of the Rite and will welcome them.

Presider:	(Name) what do you want to become?
Candidates:	<i>A Christian.</i>
Presider:	Why do you want to become a Christian?
Candidates:	<i>Because I believe in Christ.</i>
Presider:	What do you gain by believing in Christ?
Candidates:	<i>Eternal life.</i>
Presider:	Since you already believe in Christ and want us to prepare you for baptism, we welcome you joyfully into our Christian family, where you will come to know Christ better day by day. Together with us you will try to live as children of God, for our Lord has taught us: "Love God with all your heart and love one another as I have loved you."

Affirmation by the Parents

Presider:	Parents, your child has asked to be prepared for baptism. Do you consent to his/her request?
Parents:	<i>We do.</i>
Presider:	Parents, are you willing to do your part in his/her preparation for baptism?
Parents:	<i>We are.</i>

Affirmation by the Parents and Sponsors, and the Assembly

	<i>(to sponsors)</i>
Presider:	(Name), has set out on the road to baptism. She/he will need the support of our faith and love. Are you, parents, sponsors and members of this faith community ready to give that help?
Sponsors/All:	<i>We are.</i>
Presider:	God of mercy, we thank you for your servant (Name). You have sought and summoned him/her in many ways and he/she has turned to seek you. You have called him/her today and he/she has answered in our presence; We praise you Lord, and we bless you.
Choir:	<i>We stand with you, we pray for you, O holy child of God (sung)</i>



All will be part of the procession. The Catechumen, together with his /her sponsors will go directly to the foot of the Sanctuary. They and their sponsors will stand sideways. The Presider invites the congregation to be seated.

Signing of the other Sense

While the prayers are being said the sponsor will sign the candidate's senses.

	<i>(While the ears are being signed)</i>
	Receive the sign of the cross on your ears, so that you may hear the voice of the Lord.
	<i>(While the eyes are being signed)</i>
	Receive the sign of the cross on your eyes so that you may see the glory of God.
	<i>(While the lips are being signed)</i>
Presider:	Receive the sign of the cross on your lips so that you may respond to the Word of God.
	<i>(While the breast is being signed)</i>
	Receive the sign of the cross over your heart, so that Christ may dwell there by faith.
	<i>(While the shoulders are being signed)</i>
	Receive the sign of the cross on your shoulders, so that you may bear the gentle yoke of Christ
	I sign you with the sign of eternal life + in the name of the Father, and of the Son and of the Holy Spirit.
All:	<i>Amen.</i>
	<i>Invites all to return to their seats</i>
Presider:	Penitential Rite Opening Prayer
	<i>(Sends forth the children for their own Liturgy of the Word)</i>
Liturgy of the Word	First Reading Responsorial Psalm Second Reading Gospel Acclamation Gospel Homily
	<i>With hands outstretched over the Catechumen(s)</i>
	Let us pray.
Presider:	God of all creation, we ask you to look favorably on your servant(s) (Name). Make him/her/ them fervent in spirit, joyful in hope, and always ready to serve your name.
	Lead him/her/them, Lord, to the baptism of new birth, so that, living a fruitful life in the company of your faithful, he/she/they may receive the eternal reward that you promise.
	We ask this in the name of Jesus the Lord.



All:	<i>Amen.</i>
Presider:	<i>Invites the assembly to raise their hands in blessing</i>
	Catechumens, go in peace to reflect on God's Word, and may the Lord remain with you always.
Catechumens:	<i>Thanks be to God.</i>

Creed

The Order of Mass continues

The Rite of Welcoming

For those already baptized

The Catechist will call Candidates to come forward together with their parents and sponsors.

Presider:	My friends, what do you ask of God's Church?
Candidates:	<i>To come closer to Jesus.</i>
	God has called you to new birth by water and the Holy Spirit.
	By your baptism into the death and resurrection of Christ you have been given the promise of eternal life. Eternal life comes from knowing God, and Jesus Christ whom he sent to save us, Jesus suffered and died for us, and was raised in glory to be our Lord.
Presider:	If you wish to follow Jesus more closely as a member of his Church, you must come to the fullness of truth and put on the mind of Christ. You must seek to model your love on His, and to obey the teaching of his Gospel: Love God with all your heart and strength, and love your neighbor as Christ has loved us.
	Are you prepared to deepen the mystery of your baptism, and join us in a life of prayer and service in union with Christ our Saviour?
Candidates:	<i>We are.</i>

Affirmation by the Sponsor and the Assembly

	Friends,
Presider:	You have presented these candidates to this community of (Name). Are you ready to walk with them and help them as they continue to prepare to be received into the full communion of the Catholic Church?
Sponsors:	<i>We are.</i>
	<i>To the community</i>
Presider:	As members of our community of faith, are you ready to help all these candidates by your love, prayers and example?
Sponsors:	<i>We are.</i>



	Merciful Father,
Presider:	We thank you for these your servants whom you have consecrated in baptism. You have called them to deepen their faith and they have answered in the presence of your people. All praise is yours, Lord, for ever and ever.
	Amen.
Choir:	<i>Glory and praise to you, Lord Jesus Christ (sung)</i>

Signing of the Candidates

	Candidates for Confirmation and First Communion, receive again the sign of your life in Christ. <i>(The sign of the cross is traced on the foreheads of the Candidates)</i>
Presider:	(Name), receive the cross of our Saviour as a reminder of your share in the death and resurrection of Christ. May you be strengthened by this sign and come to the banquet of Christ's sacrifice.
	Amen.



2nd Sunday in Advent (Cycle A)

(Purple Cloth)



Welcome: "Good morning boys & girls. Welcome!"

Announcements: Make any necessary announcements before the liturgy begins.

Candle/Book: Choose a child to process with the candle and a parent the book.

Song: *Open Our Hearts* (by Christopher Walker)

Sign of the Cross: Lead the children in making the Sign of the Cross.

First Reading: "This is a reading from the prophet Isaiah." (*Readings may be proclaimed by a parent*)

The Sunday Book of Readings Adapted for Children, p. 4

"The Word of the Lord."

Children: "Thanks be to God."

Responsorial Psalm: **Children's Response:** "Come and stay with us, O Lord. Holy is your name."

Verse 1: "For all your people you bring peace. Now salvation comes for us."

Verse 2: "You come with justice, be with us. As you have promised: save us." (*Pause in silence for a moment*)

Alleluia: Sing the Alleluia together.



Gospel: "This is a reading from the Gospel of Mark."

Children: "Glory to you, Lord." (*Three crosses - Lord be in my thoughts, in my words, and in my heart*)

The Sunday Book of Readings Adapted for Children, p. 5

"The Gospel of the Lord."

Children: "Praise to you, Lord Jesus Christ."

Dialogue: "The first reading is about the people of Israel who had been sent to Babylon. As far as they were concerned, they were sent there as a punishment for their sin. This reading focuses on their release from this punishment because God was coming to save them. A voice told them to prepare a way for God and that every valley would be filled



in and every mountain would be made small. This image shows us that when God comes, all will be equal. God is the Saviour."

"In today's Gospel, we hear about John the Baptist. John was the cousin of Jesus. Do you have cousins?" (**share**) "John was a very special person. He baptized people with water. You have been baptized with water and the Holy Spirit so you can share what you know about Jesus with others. John told the people about Jesus. He told them how to get ready for Jesus. If you were John, what would you tell people to do?" (**share** - be a good friend, a good son/daughter, a good brother/sister, a good neighbour, and be helpful)

"When mom or dad tell you to go to bed, to clean your room, to take out the garbage, etc., what do you sometimes say or think?" (**share** - I don't want to, I'm doing something else right now, etc.) "So now, in this special time we call Advent, we want to really try to say 'yes' even when it is hard. This is what God would want. This is how we show we are ready for Jesus."

Intentions:

"Let us pray to Jesus with all of our hearts:

(The intentions may be read by the children)

That we say 'yes' to what God wants us to do, we pray to the Lord.

Children: "Lord, hear our prayer."

For our families, we pray to the Lord.

Children: "Lord, hear our prayer."

Encourage the children to share their own intentions.



Song:

Choose from *Catholic Book of Worship III*, your parish hymnal, or other sourced song book. Be sure it is related to the theme of today.

Closing:

Discuss the Home Assignment and select readers for the following week; all parents should be encouraged to read next week's readings with their children.



Name: _____

Date: _____

HOME ASSIGNMENT

2nd Sunday in Advent (Cycle A)

1. Today's Gospel is about John the Baptist. What are all the things you know about John? Maybe you could research and find one other important fact about the life of John the Baptist.



2. John the Baptist told the people to get ready for the coming of Jesus. What do you think John wanted the people to do? How should they act?

3. Draw a picture of John baptizing people.

A large, empty rectangular box with a blue border, intended for a drawing.



3rd Sunday in Advent (Cycle A)

(Purple Cloth)



Welcome: "Good morning boys & girls. Welcome!"

Announcements: Make any necessary announcements before the liturgy begins.

Candle/Book: Choose a child to process with the candle and a parent the book.

Song: *Open Our Hearts* (by Christopher Walker)

Sign of the Cross: Lead the children in making the Sign of the Cross.

First Reading: "This is a reading from the prophet Isaiah." *(Readings may be proclaimed by a parent)*

The Sunday Book of Readings Adapted for Children, p. 6

"The Word of the Lord."

Children: "Thanks be to God."

Responsorial Psalm: **Children's Response:** "God, my heart delights in you. Holy is your name."

Verse 1: "You keep your promise always; helping your people all their days."

Verse 2: "You care for your servant; all will see. Now your goodness blesses me." *(Pause in silence for a moment)*

Alleluia: Sing the Alleluia together.



Gospel: "This is a reading from the Gospel of John."

Children: "Glory to you, Lord." *(Three crosses - Lord be in my thoughts, in my words, and in my heart)*

The Sunday Book of Readings Adapted for Children, p. 7

"The Gospel of the Lord."

Children: "Praise to you, Lord Jesus Christ."

Dialogue: "The readings today focus on the coming of the Light...Jesus!"

"In the first reading, the prophet Isaiah says that God will bring justice and glory to all the nations. The One sent by God (Jesus) will



be on a mission to help the poor and the oppressed, and to comfort the broken-hearted. The coming of Jesus is Good News for the world!

"The Gospel is also about the coming of Jesus, the Light. Have you noticed that at this time of the year the days are short and we have a lot of darkness? It is dark already when we eat supper. In the dark we can't see where we are going. We stumble over things and hurt ourselves. What do we do?" (**share** - turn on a light) "The days begin to get longer again after Christmas."

"John the Baptist spoke about the light that was coming. He was speaking about Jesus. Just like a bright light helps us to find our way in the dark, Jesus shows us how we must live to make our homes, our school, and even the world a better place. What things do we do around this time of year to remind us that Jesus is our light?" (**share** - decorations: lights on houses and trees) "All these lights make Christmas very special. Jesus wants us to be lights, too. How can you and I be lights for others?" (**share** - making others happy, sharing, forgiving, telling about Jesus) "John the Baptist calls us to see the Light. That Light is Jesus, and he is coming soon."

Intentions:

"Let us ask Jesus to bless us as we pray: (*The intentions may be read by the children*)

That we remember that Jesus is our true light, we pray to the Lord.

Children: "Lord, hear our prayer."

That we will be generous when it comes to helping and sharing and caring, we pray to the Lord.

Children: "Lord, hear our prayer."

Encourage the children to share their own intentions.



Hymn:

Choose from *Catholic Book of Worship III*, your parish hymnal, or other sourced song book. Be sure it is related to the theme of today.

Closing:

Discuss the Home Assignment and select readers for the following week; all parents should be encouraged to read next week's readings with their children.



Name: _____

Date: _____

HOME ASSIGNMENT

3rd Sunday in Advent (Cycle A)

1. John the Baptist described Jesus as a "Light". Why is light so important in your life? What are some of the things that you like to do that require you to have light? List all the activities that you can think of.



2. How do you think Jesus is similar to "light"? What qualities does light have that Jesus also has?

3. Draw a picture of different sources of light (candles, bulbs, etc.).

A large, empty rectangular box with a thin blue border, intended for the student to draw different sources of light.



4th Sunday in Advent (Cycle A)

(Purple Cloth)



Welcome: "Good morning boys & girls. Welcome!"

Announcements: Make any necessary announcements before the liturgy begins.

Candle/Book: Choose a child to process with the candle and a parent the book.

Song: *Open Our Hearts* (by Christopher Walker)

Sign of the Cross: Lead the children in making the Sign of the Cross.

First Reading: "This is a reading from the second book of Samuel."
(Readings may be proclaimed by a parent)
The Sunday Book of Readings Adapted for Children, p. 8
 "The Word of the Lord."
Children: "Thanks be to God."

Responsorial Psalm: **Children's Response:** "God, my heart delights in you. Holy is your name."
 Verse 1: "I sing your love is wonderful. You are always faithful."
 Verse 2: "You said to David long ago: You will always bless him."
(Pause in silence for a moment)

Alleluia: Sing the Alleluia together.

Gospel: "This is a reading from the Gospel of Luke."
Children: "Glory to you, Lord." *(Three crosses - Lord be in my thoughts, in my words, and in my heart)*
The Sunday Book of Readings Adapted for Children, p. 9
 "The Gospel of the Lord."
Children: "Praise to you, Lord Jesus Christ."



Dialogue: "The readings today highlight how God worked through humans."
 "The first reading speaks about the promise God made to David. Do you remember any of the things that God promised?" (**share** - God called David to be a leader, was with him, destroyed his enemies, etc.) "God also promised to make a member of David's family a 'great king', who would be like a son, and whose kingdom would last forever."



Who do you think God was talking about?" (**share** - Jesus) "God fulfilled his promise to David through Mary, who would become Jesus' mother."

"Today's Gospel is all about Mary. Jesus did not come to earth as a grown-up person. Jesus came as a baby. He needed a mother. When the angel came to Mary, what was the message from God? (**share** - Mary was going to have a baby/Jesus) "How do you think Mary felt?" (**share** - confused, a little frightened) "Even though Mary was scared, she said yes. Why do you think she said yes to God?" (**share** - she loved God and had faith in God)

"We, like Mary, are called to have total faith in God. She said yes to God, and we should try to trust God just like Mary. God loves us and we need to trust in God's love. Jesus called Mary his mother. He loved his mother and was proud of her. We, too, love Jesus and we also love his mother. Sometimes we call her Our Lady. We have only a few days until Christmas. Have you been trying to get ready for Jesus?" (**share** - emphasize how the children are trying to think of others, be helpful, etc.) "Keep thinking about Jesus this week, and have a Merry Christmas!"

Intentions:



"Let us pray: (*The intentions may be read by the children*)

That we try to do whatever God asks of us, we pray to the Lord.

Children: "Lord, hear our prayer."

For all those who travel by cars and planes during the Christmas holidays, that they will have a safe trip, we pray to the Lord.

Children: "Lord, hear our prayer."

Encourage the children to share their own intentions.

Hymn:

Choose from *Catholic Book of Worship III*, your parish hymnal, or other sourced song book. Be sure it is related to the theme of today.

Closing:

Discuss the Home Assignment and select readers for the following week; all parents should be encouraged to read next week's readings with their children.



Name: _____

Date: _____

HOME ASSIGNMENT

4th Sunday in Advent (Cycle A)

1. Fill in the blanks: *(based on Luke 2:1-20)*

Joseph and Mary went from the town of Nazareth to the City of

_____, which is called _____. While they were

there the time came for _____'s child to be born. She gave birth to her first-born

_____ and wrapped him in swaddling clothes and laid him in a _____, because

there was no room for them in the inn. At that time, there were _____ in the fields

watching over their sheep at night. An _____ of God appeared to them, and the glory

of the _____ surrounded them with a great light. And they were frightened. "Do not


be afraid, I come to bring you good _____. Today, in the City of _____, a

Saviour has been born for you." They hurried to _____ and found _____ and

_____ and saw the baby lying in the _____. They knelt down and adored

Jesus, their Lord and Saviour. The _____ returned to their fields, thanking and

praising _____ for all they had heard and seen.



2. Draw a picture of Mary, Joseph, and the baby Jesus lying in a manger.



Holy Family Sunday (Cycle A)

(White Cloth)



Welcome: "Good morning boys & girls. Welcome!"

Announcements: Make any necessary announcements before the liturgy begins.

Candle/Book: Choose a child to process with the candle and a parent the book.

Song: *Open Our Hearts* (by Christopher Walker)

Sign of the Cross: Lead the children in making the Sign of the Cross.

First Reading: "This is a reading from Paul's letter to the Colossians."
(Readings may be proclaimed by a parent)
The Sunday Book of Readings Adapted for Children, p. 12
 "The Word of the Lord."
Children: "Thanks be to God."

Responsorial Psalm: **Children's Response:** "All the families of the earth, rejoice to hear of the Saviour's birth."
 Verse: "Proclaim salvation! God's wonders done for the earth." *(Pause in silence for a moment)*

Alleluia: Sing the Alleluia together.



Gospel: "This is a reading from the Gospel of Luke."
Children: "Glory to you, Lord." *(Three crosses - Lord be in my thoughts, in my words, and in my heart)*
The Sunday Book of Readings Adapted for Children, p. 13
 "The Gospel of the Lord."
Children: "Praise to you, Lord Jesus Christ."

Dialogue: "The readings today focus on the importance and the holiness of family life."

 "In the first reading, Paul gives the principles that cover the family life of baptized Christians. Do you remember what he suggested?"
 (**share** - be kind and patient, be honest and gentle, forgive others, love one another, etc.) "In our family, we are asked to respect and



love one another. Christian families should live this way because they are loved by God and it is what God would want."

"The Gospel today tells the story of when Mary and Joseph presented Jesus in the temple. Long ago, it was the custom to take the first born son to the temple and offer a sacrifice. Do you remember what Mary and Joseph offered as a sacrifice?" (**share** – two turtledoves)

"Last week we heard about the promise God made to David. Does anyone remember what that promise was?" (**share** – to make a member of David's family a 'king') "Simeon and Anna, a holy man and a holy woman, remembered the promise and recognized that Jesus was the result of the promise. Do you remember what Simeon called Jesus?" (**share** – the Light) "We have heard in previous weeks that Jesus is compared to light, eliminating the darkness in our lives. Do you ever see light being used during Mass?" (**share** – candles on the altar, Easter candle, baptism candle, etc.)

"Simeon also predicted the future and told Mary and Joseph that some people will accept Jesus and others will reject him. What do you think he is warning Mary and Joseph about?" (**share** – the suffering of Jesus and his eventual death) "We have celebrated the birth of Jesus this past week and we should work to show our love and acceptance of him. We need to live like Jesus would want us to. Let's try to do that this week."

Intentions:



"Let us pray: *(The intentions may be read by the children)*

That God will bless our families: moms, dads, brothers and sisters, we pray to the Lord.

Children: "Lord, hear our prayer."

For a happy and healthy New Year, we pray to the Lord.

Children: "Lord, hear our prayer."

Encourage the children to share their own intentions.

Hymn:

Choose from *Catholic Book of Worship III*, your parish hymnal, or other sourced song book. Be sure it is related to the theme of today.

Closing:

Discuss the Home Assignment and select readers for the following week; all parents should be encouraged to read next week's readings with their children.




Name: _____

Date: _____

HOME ASSIGNMENT

Holy Family Sunday (Cycle A)

1. List all the members of your family. Include your extended family members and very close friends of the family.



2. As Christians, we are asked to respect and love our family members. Write a prayer that you can say each day this week. Pray for the members of your family and your close friends.

3. Draw a picture of your family, perhaps praying or coming to church.