

Our Faith Journey

Preparing Young Children for
Celebrating the Sacraments

Year Two Program
Lectionary Cycle A – B
SEPTEMBER 2017 — JUNE 2018



Roman Catholic Diocese of Victoria



*Let the little children come to me, and do not stop them,
for it is to such as these that the kingdom of God belongs.*

~ Luke 18:16

Dear People of God,

Faith is not born in isolation but develops through relationships under the inspiration and guidance of the Holy Spirit; first, most often in the home through the love, the example and the guidance of parents, and then more formally through the parish community and the school community.

In responding to the need to better support parents in their fundamental role as the first teachers of their children, the Diocese in 2013, during the Year of Faith and 50th Anniversary of Vatican II, introduced *Our Faith Journey: Preparing Young Children for Celebrating the Sacraments*, a formation for children preparing to receive the Sacraments of Initiation. This resource, ten years in its development, captures the spirit and builds on the method and work of Dr. Christiane Brusselmans, and our own former Director of Religious Education, Muriel Loftus, who served as Program Specialist for Children's Catechesis at the National Office of Religious Education, and who developed our Canadian catechetical resources following the catechetical renewals of the Council.

Our Faith Journey draws on the Canadian Conference of Catholic Bishops' national catechetical curriculum for children, the *Criteria for Catechesis: from Infancy to Age Eighteen*, which is directly linked to the *Catechism of the Catholic Church*. As well, in keeping with the long-standing Diocesan policy of the *Restored Order of the Sacraments* (Baptism, followed by Confirmation, then First Holy Communion, in this order), this resource is faithful to Rome's *General Directory for Catechesis* which holds up the Catechumenate as the model for all catechesis.

Our Faith Journey: Preparing Young Children for Celebrating the Sacraments was piloted in the Diocese in a number of parishes and has incorporated insights and recommendations made by pastors and catechists. This is a comprehensive foundational formation which engages and offers families, parishes and schools a practical resource for initiating children in the lifelong journey of faith, rooted in the Sunday liturgy at Table of the Word and the Table of the Eucharist.

As we work together to share *Our Faith Journey* with our young people, may we come to realize in our daily lives something of the immense breadth and the profound depth of God's great love for each and every one of us. The Sacraments of Initiation are doors to the Divine which introduce us to the precious gift of a lifelong journey of discovery, leading us to the very heart of God.

In Communion,

+ A handwritten signature in black ink, reading "Gary Gordon".

Most Reverend Gary Gordon
Bishop of Victoria



Table of Contents

Background Information Supporting the New Program	1
Guidelines for Diocesan Catechetical Policy on Childrens’ Sacramental Preparation	3
Table of the Principal Celebrations of the Liturgical Year	6
Our Faith Journey Year One, Liturgical Cycle A – B: Overview 2017 – 2018	7
Our Faith Journey Year Two, Liturgical Cycle A – B: Overview 2017 – 2018	8
Two-Year Sacraments of Initiation Preparation Program Roman Catholic Diocese of Victoria 2017 – 2018	9
Year One Sessions with Parent(s) and Child(ren)	10
Year Two Sessions with Parent(s) and Child(ren)	12
Scope and Sequence for Two-Year Lectionary Based Sacramental Program	16
Notes for the Catechist	31
Sample First Letter to Parents	35
Parish Newsletter #1	37
Parish Newsletter #2	39
Parish Newsletter #3	41
Parish Newsletter #4	44
Session One – Year Two: First Gathering with Parents Only	46
Lessons September – December 2017	48
Lessons for Advent and Christmas	141
Lessons January – June 2018	164
Appendices	284



Background Information Supporting the New Program

Why this Program?

It is an updated response to a catechetical need. Clear guidelines for preparing children to celebrate the Sacraments of Initiation (Baptism, Confirmation and Eucharist) have existed in the Diocese of Victoria for some time. However, a variety of factors (such as levels of catechist's training, experience, and available supporting resources) have contributed to inconsistent formation practices. This has signalled the need for a review of the methods being used in children's sacramental preparation. Our evaluation has identified the following concerns:

- There has been a marked decline over time in faith literacy among children and parents, and a marked decline in the numbers celebrating the Sacrament of Reconciliation
- Catechists have noted that currently available program models (typically six weeks of immediate preparation) simply do not provide enough time to adequately provide a foundational catechesis given the existing levels of faith literacy of those seeking the sacraments.

In response, the following priorities have been identified as fundamental components to successful children's sacramental formation and form the foundation of the new program.

The Family, the Domestic Church, and the Community of the Faithful

Faith typically has its first stirrings and nurturing in the family. Parents, more than ever, need the support of the greater faith community. In addition to parish programs, which further nourish children's faith development, parents too need support and guidance. Directly involving parents in their child's formation helps parents grow in appreciation of their own faith, enables them to clarify their own understanding of the faith and gives them the opportunity for ways to speak and learn about the faith with their children.

The Eucharist: Source and Summit of our Faith

The Eucharistic celebration is central to who we are as Catholics; essentially it is our encounter with God who has loved us into being, who sustains us and who calls us into an ever-deepening, life-long relationship. The Eucharist defines our understanding of God's presence, it defines our particular sense of the depth and breadth of God's love, it shapes who we are and our way of living, and it inspires the meaning and mission of the worshipping community as part of the Universal Church, the Body of Christ. The Eucharist is the culminating Sacrament of Initiation which feeds us on our life-long journey.

The Lectionary: Liturgy of the Word

We are fed at the Table of the Word as well as the Table of Sacrifice. Encountering the Word of God in Scripture presents us with the story – the reality of God's constant invitation, challenge and action. In encountering the Word week by week we enter into a life-long conversation which gives meaning and understanding to our lives in light of the story of Jesus' work of Salvation.

The Liturgical Year

During the course of the liturgical year we celebrate the mysteries of Christ and the various events in the Christ's life. We do not merely recall *past* events but enter into God's reality becoming *present*. Liturgy enables us through grace and mystery to encounter God. Through this regular "entering-into," grace touches our minds and our hearts, attuning us and habituating us to the stirrings, the workings, and the presence of the Spirit in our lives, thus calling us to a deeper response to God. The liturgical seasons reflect the Journey of the Pilgrim Church, the Body of Christ – an ongoing, lifelong journey.



The Catechumenal Model

Catechumenal faith formation is a process implemented in a local parish over an extended period of time that helps persons who wish to become members of the Catholic community to journey spiritually toward full initiation into the Church. Key elements include: reflecting on the Word of God and the Church's Tradition, celebrating Liturgy, and focussing on Community Life and Mission. Beginning with the person's own experience, connections are made through discourse and reflection which lead to deeper discernment, transformation, and commitment to action—to a different way of living and being. Catechumenal faith-formation is the model for all formation in the faith and has been adapted for use with children.

The Canadian Conference of Catholic Bishops' Criteria for Catechesis as the Foundation for the Diocesan Lectionary-based Program for Preparing Children to Celebrate the Sacraments of Initiation

The Canadian Conference of Catholic Bishops' *Criteria for Catechesis: From Infancy to Age Eighteen* defines the national curriculum for catechetical formation of children in Canada. Presenting a complete formation in the Faith, this document addresses the Cognitive, Practical and Affective domains of the child through age-appropriate and age-specific expectations. Our new Diocesan lectionary-based program for preparing children to celebrate the Sacraments of Initiation uses this document as its foundation. From this starting point the program uses the Sunday Liturgy of the Word as the focal point for helping children discover Jesus and nurture their relationship with Him.



Guidelines for Diocesan Catechetical Policy on Childrens' Sacramental Preparation

Preamble

The Sacraments are 'Doors to the Sacred' in that they represent encounters with God. Flowing from Christ, the 'Sacrament of God', the Sacraments mark our lifelong journey with, and to God, throughout all stages of life. Our entry into the Body of Christ through Baptism, Confirmation, and Eucharist marks but the beginning of a journey. The lifelong process nurtures our growth into an ever-deepening relationship with God that continues until we are finally fully united with him in the next life.

First Guideline

All school-aged children (six years of age or more) wishing to celebrate the Sacraments of Christian Initiation (Baptism, Confirmation or Eucharist), as well as the Sacrament of Reconciliation,

- must be enrolled in an ongoing program of catechesis (remote preparation);
- complete this formation; and,
- participate in the parent/guardian and child sessions (immediate preparation) for the sacrament(s) they are about to celebrate.

Recommendations

1. We recommend, as an ongoing program of catechesis (remote preparation for the Sacraments), a minimum of 30 hours per year, in a school, parish or home setting.
2. While completing this remote preparation, children 7–8 years of age (or Grade 2) will be prepared and encouraged to celebrate the Sacrament of Reconciliation. In their second year of catechesis, those 8–9 years of age (or Grade 3) will again have the opportunity to celebrate the Sacrament of Reconciliation, and the Sacraments of Confirmation and the Eucharist.
3. Children attending parish, Catholic schools or home programs participate in the immediate preparation for Sacraments in their geographical parish or their parish of adoption. This entails a minimum of six hours of Sacramental catechesis specific to each Sacrament.

Second Guideline

This ongoing program of catechesis (remote preparation), as well as the immediate sacramental preparation – may take place in the school, the parish, or the home, but must be linked to a parish community through the pastor, the parish coordinator of catechesis, or a catechist.

Recommendations

4. We encourage all parishes to work toward the *Two-year Lectionary-based program developed with the CCCB Criteria for Catechesis* introduced in September 2013. This Diocesan program is entitled *Our Faith Journey: Preparing Young Children for Celebrating the Sacraments*.



5. In areas that do not offer an ongoing catechetical program, or if the parents have chosen to home-school their children, then an ongoing program of catechesis will be provided in the home. The parish priest, or his designate, will meet a minimum of twice a year with the family in order to assure the link to the parish.
6. Any catechetical resources used must be approved by the Diocesan Office of Religious Education.

Third Guideline

School-aged children (six years of age or more) asking to celebrate Baptism must—wherever possible—follow a catechumenal formation. In areas where this is not possible at the present time, the child must be enrolled in an ongoing program of catechesis and, in addition, receive immediate sacramental preparation for Baptism.

Recommendations

If the catechumenal model is not possible, the parish is responsible for preparing the child for full initiation. The child must complete the recommended minimum hours of ongoing catechesis and also have received the six hours of immediate Sacramental preparation for Baptism. Following Baptism, the child completes the preparation for the Sacraments of Initiation before celebrating the Sacraments of Confirmation and Eucharist.

The recommended catechetical resources for Baptism of children ages 6-12 is *Journey of Faith for Children* (Liguori) available through the Diocesan Office of Religious Education.

Fourth Guideline

Parents/guardians of all school-aged children preparing for sacrament(s) must also receive adult catechesis on the basic beliefs of the Catholic faith and the specific sacrament(s) for which the child is preparing.

Recommendations

7. Parents/guardians who request the Sacrament of Reconciliation, Confirmation or Eucharist for their child must attend adult catechesis for each of the Sacraments, at the time of their first child's Sacramental preparation.
8. The resources for these sessions will be available through the Diocesan Offices. The sessions be facilitated by the Parish Catechetical Coordinator. When this is not possible the pastor will facilitate the sessions.





GLOSSARY OF TERMS USED IN THIS DOCUMENT

Catechumenal Catechesis: a faith-formation process, implemented in a local parish over an extended period of time, that helps persons who wish to become members of the Catholic community to journey spiritually toward full initiation into the Church. Key elements include the Word of God, Liturgy, Community Life and Mission. As for children not baptized as infants, who have attained the use of reason and who are of catechetical age, this process of initiation will be age-appropriate.

Facilitators: the men and women who facilitate the parent's catechesis offered at the time of their child's Sacramental preparation. The people are to be chosen with care and formed to this particular task.

Geographical parish: the parish situated closest to one's residence.

Immediate preparation for the Sacrament(s): a period of time (usually about 6 hours) when parents/guardians and their parish, Catholic school or home-schooled children review the theology of the Sacrament(s) and prepare for the practical aspects of celebrating the Sacrament(s)

Ongoing program of catechesis: the catechetical sessions for school-aged children, often in the form of regular systematic catechesis in a parish or school setting, which initiates the children into the fullness of Christian life.

Parish of adoption: a parish other than one's geographical parish, which has been adopted by reason of language, nationality or on some other reasonable basis. It is therefore a parish which we adopt, and in which we actively participate regularly.

Remote preparation for the Sacrament(s): a period of time (usually 25-30 hours) any given year during which children participate in formal catechesis

Sacramental catechesis: the catechetical sessions offered specifically to prepare for the Sacraments. This catechesis is referred to as "immediate catechesis" as the child/youth engages in this time just prior to the reception of the Sacrament.

*The Diocese of Victoria wishes to express our thanks to St. Boniface Archdiocese
for permission to adapt these guidelines for use in our Diocese.*



Table of the Principal Celebrations of the Liturgical Year

						ORDINARY TIME					
						Before Lent			After Easter		
Year	Cycle of Readings	Ash Wednesday	Easter	Ascension Sunday	Pentecost	Up until	Weeks	From	From Week	First Sunday of Advent	
2014	A-B	March 5	April 20	June 1	June 8	March 4	8	June 9	10	November 30	
2015	B-C	February 18	April 5	May 17	May 24	February 17	6	May 25	8	November 29	
2016	C-A	February 10	March 27	May 8	May 15	February 9	5	May 16	7	November 27	
2017	A-B	March 1	April 16	May 28	June 4	February 28	8	June 5	9	December 3	
2018	B-C	February 14	April 1	May 13	May 20	February 13	6	May 21	7	December 2	
2019	C-A	March 6	April 21	June 2	June 9	March 5	8	June 10	10	December 1	
2020	A-B	February 26	April 12	May 24	May 31	February 25	7	June 1	9	November 29	
2021	B-C	February 17	April 4	May 16	May 23	February 16	6	May 24	8	November 28	
2022	C-A	March 2	April 17	May 29	June 5	March 1	8	June 6	10	November 28	
2023	A-B	February 22	April 9	May 21	May 28	February 21	7	May 29	8	December 3	

Note Liturgical Year

Parish catechetical programmes typically begin shortly after the beginning of the school year in September. The new liturgical year always begins on the First Sunday of Advent.

Thus in 2017 the first session in September would occur in Year A with Year B beginning December 3 (the First Sunday of Advent). Year B then continues to the beginning of the next school year (2018) and in turn changes to Year C on December 2, 2018.

(Adapted from The Roman Missal as approved for use in the Dioceses of Canada by the Canadian Conference of Catholic Bishops and confirmed by the Holy See, 2011)



Our Faith Journey Year One, Liturgical Cycle A – B: Overview



2017 – 2018

Month ->	Aug	Sep	Oct	Nov	Dec	Jan 2018	Feb	Mar	Apr	May	Jun
Lectionary Cycle	Year B Begins (Gospel Readings taken primarily from the Gospel of Mark)										
Liturgical Season (with Colour)	Ordinary Time										
Coordinator and Catechist Support Meetings	Recommended Catechetical Team Meeting at parish	Workshops offered: • up-Island Sept • down-Island Sept - date and locations TBA			Advent begins Dec 2 nd	Christmas	Ordinary Time begins Jan 14 th	Lent begins February 18 th	EASTER April 1 st	Pentecost May 20 th	
Required Parent Meetings		• Week of Sept 17 th : Parent Parish Meeting: <u>Home is a Holy Place</u>				• Week of Jan 7 th Parent Parish Mtg: <u>Review and What's Ahead</u>				Program Evaluation (involve all pastors, catechists, teachers and parents)	
Weekly Intergenerational Catechetical Sessions (Remote Preparation)		1. 25 th Sun OT (Mosaic Cross) 2. 26 th Sun OT (Called by Name), and prep for Rite of Enrollment	3. 27 th Sun OT, Rite of Enrollment (Thanksgiving) 4. 28 th Sun OT 5. 29 th Sun OT 6. 30 th Sun OT Preparations for Hallowe'en, (All Saints, All Souls) 7. 31 st Sun OT	(All Saints) (All Souls) (St. John Lateran) (Remembrance Day) 8. 32 nd Sun OT 9. 33 rd Sun OT 10. Christ the King	11. 1 st Sun Advent 12. 2 nd Sun Advent 13. 3 rd Sun Advent 14. 4 th Sun Advent	(15. Mary, Mother of God) 16. Epiphany (Baptism of our Lord) 17. 2 nd Sun OT 18. 3 rd Sun OT 19. 4 th Sun OT (Presentation of our Lord)	20. 5 th Sun OT 21. 6 th Sun OT 22. 7 th Sun OT 23. 8 th Sun OT	24. 1 st Lent* 25. 2 nd Lent* 26. 3 rd Lent* 27. 4 th Lent* 28. 5 th Lent* 29. Passion (Palm Sunday)	30. EASTER SUNDAY Easter Ascension 37. Pentecost Sunday 38. Holy Trinity 39. Body and Blood of Christ (Corpus Christi)		
Intergenerational Catechetical Focus*		Gathering Prayers		Liturgy of the Word		Liturgy of the Eucharist		Sending Forth			
		• Procession • Entrance Chant • Sign of the Cross • Greeting • Penitential Rite • Kyrie • Gloria (seasonal) • Collect		• Readings and Response • Profession of Faith (Nicene, Apostles Creeds) • Prayers of the Faithful		• Preparation and Presentation of the Gifts • Eucharistic Prefaces & Prayers • Communion Rite (Lord's Prayer, Sign of Peace, Lamb of God, Invitation, Communion, Prayer after Communion)		• Final Blessing • Dismissal			
Sacramental Preparation Sessions											
Parish Liturgical Celebration			Oct 7: Rite of Enrollment								

Our Faith Journey Year Two, Liturgical Cycle A – B: Overview

2017 – 2018



Month ->	Aug	Sep	Oct	Nov	Dec	Jan 2018	Feb	Mar	Apr	May	Jun
Lectionary Cycle	... 2017 Year A (Gospel Readings taken primarily from the Gospel of Luke)										
Liturgical Season (with Colour)	Year B Begins (Gospel Readings taken primarily from the Gospel of Mark)										
	Ordinary Time				Advent begins Dec 2 nd	Christmas	Ordinary Time begins Jan 14 th	Lent begins February 18 th	EASTER April 1 st	Pentecost May 20 th	
Coordinator and Catechist Meetings	Recommended Catechetical Team Meeting at parish	Workshops offered: • up-Island Sept • down-Island Sept - date and locations TBA				Workshops offered: • up-Island Jan • down-Island Jan - date and locations TBA				Program Evaluation (involve all pastors, catechists, teachers and parents)	
Parent Meetings		• Week of Sept 17 th Parent Parish Mtg: Recalling of Year I, and overview of Year II				• Week of Jan 7 th Parent Parish Mtg: Review and What's ahead					
Weekly Intergenerational Catechetical Sessions (Remote Preparation)		1. 26 th Sun OT Review the Mosaic Cross ¹ and review Called by Name ²	2. 27 th Sun OT Baptism: Baptized With Water ² (Thanksgiving) 3. 28 th Sun OT Baptism: Anointed with Oil ² 4. 29 th Sun OT Baptism: Anointed with Oil ² 5. 30 th Sun OT Preparations for Baptism: All Saints, All Souls 6. 31 st Sun OT Baptism: Ritual of Clothing with White Garment ²	(All Saints) (All Souls) 7. 32 nd Sun OT Baptism: Enlightened by Christ, Baptismal Candle ² (Remembrance Day) 8. 33 rd Sun OT Baptism: Awakened to Grace and the Epiphany Rite ² 9. Christ the King	10. 1 st Sun Advent Rite of Acceptance into the Order of Catechumens 11. 2 nd Sun Advent 12. 3 rd Sun Advent 13. 4 th Sun Advent (Christmas)	(14. Mary, Mother of God) 15. Epiphany (Baptism of the Lord) 16. 2 nd Sun OT Confirmation: Be Sealed with the Holy Spirit ¹ 17. 3 rd Sun OT Confirmation: Gifts and Fruits of the Holy Spirit 18. 4 th Sun OT (Presentation of our Lord)	19. 5 th Sun OT 20. 6 th Sun OT (Preparations for Ash Wed: Ritual for Making Ashes) 21. 7 th Sun OT 22. 8 th Sun OT	23. 1 st Sun Lent Rite of Election for Catechumens - Adult and Child 24. 2 nd Sun Lent +Preparations for Penitential Rite 25. 3 rd Sun Lent: +Celebration of Penitential Rite 26. 4 th Sun Lent. Eucharist: Come: the Rite of Gathering ¹ 27. 5 th Sun Lent Eucharist: Listen. The Liturgy of the Word. ¹ 28. Passion (Palm) Sunday	29. EASTER SUNDAY 30. 2 nd Sun Easter. Do: The Liturgy of the Eucharist ¹ 31. 3 rd Sun Easter Go ² 32. 4 th Sun Easter 33. 5 th Sun Easter	34. 6 th Sun Easter 35. Ascension Sunday 36. Pentecost Sunday Go ² 37. Holy Trinity	38. Body and Blood of Christ (Corpus Christi)
Intergenerational Sacramental Preparation (Immediate Preparation)				+ Immediate preparation and the opportunity for celebrating the Sacrament of Reconciliation may be offered during Year 1 or Year 2.			+ Immediate preparation and the opportunity for celebrating the Sacrament of Reconciliation		• Immediate preparation for the Sacraments of Initiation (Confirmation and Holy Communion).		
Parish Liturgical Celebration				+ celebration of the Sacrament of Reconciliation, if offered at this time during Year 2			+ celebration of the Sacrament of Reconciliation			Celebration of the Sacraments of Initiation (Confirmation and Holy Communion)	

Where noted above, the particular Year 2 Lessons have been adapted from the two Canadian resources: 1. *Come Join Us at the Table* (Loftus and DeMong, 2000), and 2. *Alive in the Spirit: Confirmation Guide for Young People* (Ecker and Bick, 2006). Both resources are published by Novalis. Materials have also been adapted from *Becoming Church: A Preparation Program for Completing the Sacraments of Initiation* (McKenzie, Savelesky, 1991).



Two-Year Sacraments of Initiation Preparation Program

Roman Catholic Diocese of Victoria

2017 – 2018

Note

- The 2016-2017 school year will use the Gospel readings from **Lectionary C** for Ordinary Time before Advent and those from Cycle A for the remainder of the year.
- The 2017-2018 school year will use the Gospel readings from **Lectionary A** for Ordinary Time before Advent and continue with the Sunday Gospels from Cycle B for the remainder of the year.

Introducing the Two-Year Program

September 10 or 17 (week of)	Parish Parent Meetings to provide an overview of the two-year program for schools and parishes. <i>Parish Sacramental Preparation Coordinators / ICS Teacher / Catechists involved in Year One Catechesis</i>
TBD (September)	Workshop for all Catechists <i>Location TBD</i>
September 17, 2017	Parish Mass: Jubilee of Catechists Rite of Commissioning <i>(Priest and Parish Coordinator)</i>



Year One Sessions with Parent(s) and Child(ren)

September 17, 2017	Parish Mass: Jubilee of Catechists Rite of Commissioning 24th Sunday in Ordinary Time (Priest and Parish Coordinator)
September 24	Session 1: Mosaic Cross (Cycle A) 25th Sunday in Ordinary Time Adapted from the resource, <i>Come Join us at the Table</i>
October 1	Session 2: Called by Name (A) 26th Sunday in Ordinary Time Child prepares name tags to be used in short ritual at next Sunday's Eucharistic Liturgy when the children beginning the two-year program are introduced.
October 8	Rite of Enrollment + Thanksgiving Weekend (A) 27th Sunday in Ordinary Time Presentation of Bibles to students as they begin the two-year journey.
October 15	28th Sunday in Ordinary Time (A)
October 22	29th Sunday in Ordinary Time (A)
October 29	30th Sunday in Ordinary Time (A) Preparations for Hallowe'en, All Saints, All Souls
November 5	31st Sunday in Ordinary Time (A)
November 12	32nd Sunday in Ordinary Time (A) Dedication of St. John Lateran, Remembrance Day
November 19	33rd Sunday in Ordinary Time (A)
November 26	Feast of Christ the King (A)
December 3	First Sunday of Advent (Cycle B)
December 10	Second Sunday of Advent (B) Feast of the Immaculate Conception
December 17	Third Sunday of Advent (B)
December 24	Fourth Sunday of Advent (B)



December 25

Christmas

CHRISTMAS BREAK

December 31, 2017
January 1, 2018**Feast of the Holy Family (B)**
Mary Mother of God**Epiphany (B)**
Parent MeetingJanuary 7, 2018
(week of)*Parish Sacramental Preparation Coordinator, Priest, Catechists, Teacher(s)
of Year 1 Program*

- January – June 2018 program overview
- Discussion of Reconciliation

Catechist Workshop (Mid and North Island area)
Date and venue to be determined

January 2018

Catechist Workshop (Victoria area)
Date and venue to be determined

- Presentation of January – June program overview
- Reconciliation Directives

January 14

2nd Sunday in Ordinary Time (B)

January 21

3rd Sunday in Ordinary Time (B)

January 28

4th Sunday in Ordinary Time (B)
Feast of the Presentation of Our Lord

February 4

5th Sunday in Ordinary Time (B)

February 11

6th Sunday in Ordinary Time (B)
Prepare for Ash Wednesday

February 18

1st Sunday of Lent (B)

February 25

2nd Sunday of Lent (B)

March 4

3rd Sunday of Lent (B)

Note: at some time between January and March, the catechesis for Reconciliation will be offered in two or three additional lessons involving parent(s) and child(ren). The opportunity to receive the Sacrament of Reconciliation will occur before Easter.

March 11

4th Sunday of Lent (B)



March 18	5th Sunday of Lent (B)
March 25	Passion (Palm) Sunday (B)
April 1	EASTER SUNDAY
April 8	2nd Sunday of Easter (B)
April 15	3rd Sunday of Easter (B)
April 22	4th Sunday of Easter (B)
April 29	5th Sunday of Easter (B)
May 6	6th Sunday of Easter (B)
May 13	Ascension Sunday (B)

YEAR ONE PROGRAM EVALUATION WITH PASTORS, CATECHISTS, PARENTS
(date to be determined, between May 15 – 30, 2018)

May 20	Pentecost Sunday (B)
May 27	Holy Trinity Sunday (B)
June 3	Body and Blood of Christ / Corpus Christi (B)

Year Two Sessions with Parent(s) and Child(ren)

TBD (September)	Workshop for all Catechists <i>Location TBD</i>
	Parish Parent Meetings <ul style="list-style-type: none"> overview of the second year of the two-year program for schools and parishes focus on Fall lessons (September – January)
September 10 or 17 (week of)	<i>Parish Sacramental Preparation Coordinators / ICS Teacher / Catechists involved in Year One Catechesis</i>
September 17, 2017	Parish Mass: Jubilee of Catechists Rite of Commissioning (Priest and Parish Coordinator)
September 24	Session 1 (Cycle A) 25th Sunday in Ordinary Time Review <i>Mosaic Cross</i> (Come Join Us at the Table)



October 1	26th Sunday in Ordinary Time (A) <ul style="list-style-type: none">• Review <i>Called by Name</i> (Come Join us at the Table).
October 8	Baptism with Water + Thanksgiving Weekend (A) 27th Sunday in Ordinary Time
October 15	28th Sunday in Ordinary Time (A)
October 22	29th Sunday in Ordinary Time (A) (Baptism) Anointed with Oil
October 29	30th Sunday in Ordinary Time (A) Preparations for Hallowe'en, All Saints, All Souls
November 5	31st Sunday in Ordinary Time (A) (Baptism), Ritual of Clothing with a White Garment
November 12	32nd Sunday in Ordinary Time (A) (Baptism), Enlightened by Christ – Baptismal Candle, Remembrance Day
November 19	33rd Sunday in Ordinary Time (A) (Baptism) Awakened to Grace: Ephphetha Rite
November 26	Feast of Christ the King (A)

Catechist's Note: During the Advent Season (which follows), meetings of school and parish parents and children preparing for the Sacrament of Reconciliation should take place if this was not done in Year 1, along with the opportunity to celebrate the Sacrament.

December 3	First Sunday of Advent (Cycle B) Rite of Acceptance into the Order of Catechumens
December 10	Second Sunday of Advent (B) Feast of the Immaculate Conception
December 17	Third Sunday of Advent (B)
December 24	Fourth Sunday of Advent (B)
December 25	Christmas

CHRISTMAS BREAK

December 31	Feast of the Holy Family (B)
January 1, 2018	Mary Mother of God

**Epiphany (B)****School and Parish Parent Meeting**

January 7, 2018
(week of)

*Parish Sacramental Preparation Coordinator, Priest, Catechists, Teacher(s)
of Year Two program*

- January – June 2018 program overview

Catechist Workshop (Mid and North Island area)

Date and venue to be determined

Catechist Workshop (Victoria area)

January 2018

Date and venue to be determined

- Presentation of January – June program overview
- Reconciliation Directives

Baptism of Our Lord (B)

January 14

2nd Sunday in Ordinary Time (B)

(Confirmation) 'Be Sealed with the Holy Spirit'

January 21

3rd Sunday in Ordinary Time (B)

(Confirmation) 'Gifts and Fruits of the Holy Spirit'

January 28

4th Sunday in Ordinary Time (B)

Feast of the Presentation of Our Lord

February 4

5th Sunday in Ordinary Time (B)

February 11

6th Sunday in Ordinary Time (B)

Prepare for Ash Wednesday: Ritual of Making Ashes

Catechist's Note: During the Lenten Season (which follows), meetings of school and parish parents and children preparing for the Sacrament of Reconciliation should take place if this was not done in Year 1, along with the opportunity to celebrate the Sacrament (3rd Sunday of Lent).

February 18

1st Sunday of Lent (B)

Rite of Election for Catechumens (Adults and Children)

February 25

8th Sunday in 2nd Sunday of Lent (B)

Preparation for the Penitential Rite **Ordinary Time (B)**

March 4

3rd Sunday of Lent (B)

Celebration of the Penitential Rite

March 11

4th Sunday of Lent (B)

(Eucharist) 'Come: the Rite of Gathering'



March 18 **5th Sunday of Lent (B)**
(Eucharist) 'Listen: Liturgy of the Word'

March 25 **Passion (Palm) Sunday (B)**

April 1 **EASTER SUNDAY**

Note: Some time within the next two weeks, parents of children attending Catholic schools will join the parish catechetical program as they begin six weeks of 'Immediate Preparation for the Sacraments of Confirmation and First Eucharist'.

The parish celebration of Confirmation and First Eucharist will occur some time this Spring (2018).

April 8 **2nd Sunday of Easter (B)**
(Eucharist) 'Do'

April 15 **3rd Sunday of Easter (B)**

April 22 **4th Sunday of Easter (B)**

April 29 **5th Sunday of Easter (B)**

May 6 **6th Sunday of Easter (B)**

May 13 **Ascension Sunday (B)**

May 20 **Pentecost Sunday (B)**
(Eucharist) 'Go'

May 27 **Holy Trinity Sunday (B)**

June 3 **Body and Blood of Christ / Corpus Christi (B)**

EVALUATE YEAR ONE AND YEAR TWO PROGRAM
WITH PASTORS, CATECHISTS, TEACHERS AND PARENTS



Scope and Sequence for Two-Year Lectionary Based Sacramental Program

Year 2 Cycle A/B (Grade 3)

The Liturgical Season of Ordinary Time: 24th – Christ the King Sunday (Cycle A)

Catechetical Focus <i>The Holy Spirit, the Giver of Life draws us to Christ</i>	Thematic Scriptural References that support the Catechesis of the Mass	Knowledge and Understanding (Cognitive Level) <i>The child knows...</i>	Skills (Practical Level) <i>The child can...</i>	Values and Attitudes (Affective Level) <i>The child...</i>	Lectionary Readings Cycle A Gospel Reading
<p>To enable the children to know, celebrate and live the mystery of the Trinity made alive in us by the power of the Holy Spirit who brings Jesus into the lives of the children by the sacraments</p> <p>Prepare the children to encounter the Lord Jesus</p> <p>Unite the children to the life and mission of Christ</p> <p>Sends the Church/the children forth in Christ</p>	<p>Jn 14:15-29 <i>I will not leave you orphaned</i></p> <p>Jn 14: 15-29 <i>But ...the Holy Spirit, whom the Father will send in my name, will teach you everything, and remind you of all that I have said to you.</i></p> <p>Mt 28:20 <i>I am with you always</i></p>	<p>That Jesus promised to make the Spirit present to us</p> <p>That the Holy Spirit, the Giver of Life is present in our liturgical celebrations</p> <p>That the Holy Spirit will guide our actions and help us reach out to others</p> <p>Prayer to God as important for being a part of a community</p> <p>Some of the implications of one's life of Baptism, Confirmation, and Eucharist</p>	<p>Recognize the active presence of someone who is absent</p> <p>Participate in a celebration of the Word honouring the Holy Spirit</p> <p>Call on the Holy Spirit for help</p> <p>Pray to the Holy Spirit</p> <p>Participate in celebrations and rituals of the Christian community—especially Sunday worship</p> <p>Give to others</p>	<p>Prays to the Holy Spirit and asks for guidance in times of need</p> <p>Feels the presence of the Holy Spirit</p> <p>Wants to reach out and give to others</p> <p>Is grateful for the people who are part of his or her community</p> <p>Works and plays with others with joy</p> <p>Appreciates being part of and participating in a gathering</p>	<p>24th Sunday Mt 18:21–35</p> <p>25th Mt 20:1–16</p> <p>26th Mt 21:28–32</p> <p>27th Mt 21:33–43</p> <p>28th Mt 22:1–10</p> <p>29th Mt 22:15–21</p> <p>30th Mt 22:32–39</p> <p>31st Mt 23:1–12</p> <p>32nd Mt 25:1–13</p> <p>33rd Mt 25:14–30</p> <p>Christ the King Mt 25:31–40</p>



MAKING THE CONNECTION: LITURGICAL SEASON OF ORDINARY TIME – CYCLE A

The Sunday Readings for Cycle A, the Liturgical Season of Ordinary Time and the expectations covered in the *Criteria for Catechesis* for children age eight, serve as a guide in the lessons presented. We continue to guide children to know, contemplate, celebrate and live the love of the Trinity by recognizing the Holy Spirit as working through Jesus in his encounters with people. Catechists also help children make the connection between the Gospel message and their lives.

During these eleven weeks concluding Lectionary Cycle A (from September to the end of November) catechists will ...

- Invite parents of children in grade three to an initial meeting to discuss expectations for the second year of the two-year program with the priest and catechists involved (early to mid-September)

Catechetical Outcomes

- Reinforce the desired outcomes identified in the matrix that emphasize the catechetical focus for eight-year-olds: the Holy Spirit, the Giver of Life, draws us to Christ
 - * Enable the children to know, celebrate and live the mystery of the Trinity made alive in us by the power of the Holy Spirit who brings Jesus into the lives of the children by the sacraments
 - * Prepare the children to encounter the Lord Jesus
 - * Unite the children to the life and mission of Christ
- Discuss the Scriptural references associated with the catechetical focus described above:
 - » *I will not leave you orphaned*
 - » *But ... the Holy Spirit, whom the Father will send in my name, will teach you everything, and remind you of all that I have said to you*
 - » *I am with you always*

Cognitive, Practical and Affective Outcomes

- The children will KNOW
 - * That Jesus promised to make the Spirit present to us
 - * That the Holy Spirit, the Giver of Life, is present in our liturgical celebrations
 - * That the Holy Spirit will guide our actions and help us reach out to others
 - * Prayer to God is important for being part of a community
- The children will be able to DO the following
 - * Recognize the active presence of someone who is absent
 - * Participate in a celebration of the Word honouring the Holy Spirit
 - * Call on (pray to) the Holy Spirit for help
- The children should demonstrate the following VALUES and ATTITUDES
 - * Feel the presence of the Holy Spirit
 - * Want to reach out and give to others
 - * Gratitude for the people who are part of his or her community
 - * Works and plays with others with joy

**Lectionary Based Outcomes (Cycle A)**

- We hear the Holy Spirit speak in words and actions
- The Holy Spirit inspires us to be the hands, feet and voice of Christ in the world.
- (24) We gather as a faith community to ask God for forgiveness and mercy
- (24) We learn that we must forgive others as Jesus forgives us
- (25) Jesus teaches us about justice (fairness) and charity (love) In the Parable of the Unforgiving Servant
- (26) In order to follow Jesus more closely, we must continually work at changing our lives (conversion)
- (27) Jesus used stories to teach. We listen to the parables to learn the truth about how Jesus wants us to relate to others
- (28) Jesus invites all people to be part of the kingdom of heaven but each of us chooses whether or not we want to be
- (29) Jesus reminds us that we are made in God's image and to give to God what is His due.
- (30) Jesus explains that to be truly happy we must love God with our whole heart, soul and mind; and, that we must love our neighbor as we love ourselves
- (31) Jesus teaches us to be humble in serving others, and not to do things just for show
- (32) Jesus uses a parable about a wedding feast to show us how wise people prepare for the future
- (33) Jesus tells us to use our gifts and talents to make the world a better place for everyone
- (Christ the King) Jesus told his disciples how to live if they want to share in His eternal glory. We must treat others as Jesus would treat them



The Liturgical Season of Advent/Christmas (Cycle B)

Catechetical Focus <i>The Holy Spirit, the Giver of Life draws us to Christ</i>	Thematic Scriptural References that support the Catechesis of the Mass	Knowledge and Understanding (Cognitive Level) <i>The child knows...</i>	Skills (Practical Level) <i>The child can...</i>	Values and Attitudes (Affective Level) <i>The child...</i>	Lectionary Readings Cycle B Gospel Reading
Advent Explore the notion of hope Present the Advent/Christmas Epiphany cycle through the scriptural stories of Isaiah, John the Baptist, Mary, and Joseph Celebrate the Holy Spirit as the One who came to Isaiah, John the Baptist, Mary, and Joseph Present the ministry of Jesus in the power of the Holy Spirit as a growing light in the darkness	Advent Isaiah 9:2 <i>The people who have walked in darkness have seen a great light</i> Luke 1 <i>The story of John the Baptist</i> Luke 2 <i>The story of the birth of Jesus at night</i> Mt 2 <i>The visit of the Magi to Jesus, guided by a star</i> Mark 1:8–10 <i>He will baptize you with the Holy Spirit</i>	The narratives of Isaiah, John the Baptist and Mary Rituals celebrated during the time of Advent and Christmas The responses to the Angels The Holy Spirit prompts us to give to the needy The Holy Spirit is at work everywhere to make light where there is darkness The Holy Spirit is present at all points in Jesus' birth and life	Grasp the meaning of hope in the midst of darkness Understand some of the symbols and prepare the rituals of Advent, Christmas and Ordinary Time Participate in group activities being sensitive to others when things are difficult Participate with their families in actions of sharing with others	Appreciates this season as a time of light and hope in darkness Appreciates the ministry of Jesus, in the power of the Holy Spirit, as a growing light in the darkness Retains hope in spite of difficult times Has a sense of the prayer of the liturgical seasons of Advent and Christmas	1st Sun. Advent Mk 13:33–37 2nd Mk 1:1–8 3rd Jn 1:6–8, 19–27 4th Lk 1:26–48 Christmas Jn 1:1–18* Lk 2:1–20 Holy Family Lk 2:22–40 Mary, Mother of God Lk 2:16–21 Epiphany Mt 2:1–12 Baptism of the Lord Mk 1:7–11 2nd Sun Ordinary Time Jn 1:35–42 3rd Mk 1:14–20 4th Mk 1:21–28 5th Mk 1:29–39 6th Mk 1:40–45 7th Mk 2:1–12 8th Mk 2:18–21 9th Mk 3:1–6



MAKING THE CONNECTION: LITURGICAL SEASON OF ADVENT AND CHRISTMAS – CYCLE B

The Sunday Readings for Cycle B, the Liturgical Season of Advent and Christmas, and the expectations covered in the *Criteria for Catechesis* for children age eight, serve as a guide in the lessons presented. We continue to guide children to know, contemplate, celebrate and live the love of the Trinity by recognizing the Holy Spirit as working through Jesus in his encounters with people. Catechists also help children make the connection between the Gospel message and their lives. The following themes should be covered:

Catechetical Outcomes

- Reinforce the desired outcomes identified in the matrix that emphasize the catechetical focus (the Holy Spirit, the Giver of Life draws us to Christ)
 - * Students will explore the notion of hope
 - * Learn about the Advent/Christmas/Epiphany cycle through scriptural stories
 - * Celebrate the Holy Spirit as the One who came to Isaiah, John the Baptist, Mary and Joseph
 - * Present the ministry of Jesus in the power of the Holy Spirit as a growing light in the darkness
- They will be able to explain the meaning of passages of Scripture:
 - » *The people who walked in darkness have seen a great light*
 - » *The story of John the Baptist: hope in a time of darkness*
 - » *The story of the birth of Jesus at night*
 - » *The visit of the Magi to Jesus, guided by a star*
 - » *He will baptize you with the Holy Spirit*

Cognitive, Practical and Affective Outcomes

- The children will KNOW
 - * The narratives of Isaiah, John the Baptist and Mary
 - * Rituals celebrated during the time of Advent and Christmas
 - * The responses to the Angeles
 - * The Holy Spirit prompts us to give to the needy
 - * The Holy Spirit is at work everywhere to make light where there is darkness
 - * The Holy Spirit is present at all points in Jesus' birth and life
- The children will be able to DO the following
 - * Grasp the meaning of hope in the midst of darkness
 - * Understand some of the symbols and prepare the rituals of Advent, Christmas and Ordinary Time
 - * Participate in group activities being sensitive to others when things are difficult
 - * Participate with their families in actions of sharing with others
- The children should demonstrate the following VALUES and ATTITUDES
 - * Appreciation of this season as a time of light and hope in darkness



- * Appreciation of the ministry of Jesus, in the power of the Holy Spirit, as a growing light in the darkness
- * Hope in spite of difficult times
- * A sense of the prayer of the liturgical seasons of Advent and Christmas

Lectionary Based Outcomes (Cycle B)

- (1st) As we begin a new season of the liturgical year we are reminded that we are called to love in such a way that we are always ready to greet the Lord at his coming
- (2nd) John the Baptist came telling people to change their lives and be baptized so their sins would be forgiven
- (3rd) The Gospel focuses on Christ the Light who is the God who comes to save those who witness the faith
- (4th) The story of the Annunciation introduces Mary as our model of an ordinary person who freely said “Yes” to God
- (Christmas) God’s great love for the world is expressed in his great gift to the world, Jesus, a child, our Saviour who promises light and peace
- (Holy Family) Upon the presentation of Jesus in the temple, Simeon, a holy man, recognized Jesus as our Light and our Saviour; Anna talked about him to everyone who was waiting for the Messiah to come
- (Mary the Mother of God) Today we celebrate Mary, the Mother of God, as we recount the naming of Jesus, a name that means Saviour
- (Epiphany) The birth of Christ is the manifestation or epiphany of God in the world. He is light for the world. Visitors came from afar to see this sign of God’s unconditional love for all people
- (Baptism of the Lord) John baptized with water telling the people that someone greater than himself (Jesus) was coming who would baptize in the Holy Spirit. We received the Holy Spirit at our baptism as Jesus did
- The Creed is a statement of what Catholics believe
- (2nd Sunday in Ordinary Time) Jesus invites us to follow him. As disciples we listen, see and tell others about Jesus
- (3rd) Others learn about Jesus by what they see us do and say. What does it mean to follow Jesus today?
- (4th) Jesus speaks with authority and if we listen to him we will know how to choose what is right
- (5th) Jesus healed many people who had faith in him and continued through many towns and villages to preach the Good News
- (6th) Jesus was filled with power and compassion and we should imitate his gentleness, kindness and attention to others’ needs
- (7th) Jesus has the power to forgive our sins
- (8th) Jesus brings true happiness and true joy to those who try to follow his way
- (9th) Jesus kept the Sabbath holy. We too are to follow the commandments out of love for Jesus



The Liturgical Season of Lent (Cycle B)

Catechetical Focus <i>The Holy Spirit, the Giver of Life draws us to Christ</i>	Thematic Scriptural References that support the Catechesis of the Mass	Knowledge and Understanding (Cognitive Level) <i>The child knows...</i>	Skills (Practical Level) <i>The child can...</i>	Values and Attitudes (Affective Level) <i>The child...</i>	Lectionary Readings Cycle B Gospel Reading
<p>Explore the notion of life and renewal of life</p> <p>Enter into the Lent/Easter cycle</p> <p>Celebrate the power of the Holy Spirit in bringing us forgiveness and reconciliation</p> <p>Participate in the mystery of Christ's death and the power of the Spirit raising Jesus to new life</p>	<p>Luke's Story of the Passion with the narrative of the empty tomb</p> <p>Jn 20:19–22 <i>Jesus sends the Spirit upon his disciples: "Receive the Holy Spirit. If you forgive the sins of any, they are forgiven them"</i></p> <p>John 11:25 <i>I am the resurrection and the Life</i></p>	<p>Creation as God's gift</p> <p>Importance and rituals of Lent and Easter</p> <p>The Holy Spirit helps us to become united with Christ again if we sin</p> <p>The Holy Spirit was present in all that Jesus said and did</p> <p>The Sacrament of Penance</p> <p>The Easter narratives</p> <p><i>The Glory Be</i></p>	<p>Link the earth and the work of God's Holy Spirit</p> <p>Link Lent and Easter with the narrative of Jesus</p> <p>Recognize the need to forgive and be forgiven</p> <p>Participate in and contribute to the prayers and celebrations</p> <p>Forgive</p> <p>Care for the earth</p>	<p>Is grateful for the gifts of the earth</p> <p>Appreciates how in Lent and Easter one becomes involved with the narrative of Jesus</p> <p>Celebrates Lent and Easter at home and in the parish</p> <p>Participates in the Sacrament of Penance</p> <p>Has a desire to be forgiven and forgive</p>	<p>1st Sun. of Lent Mk 1:12–15</p> <p>2nd Mk 9:2–10</p> <p>3rd Jn 2:13–22</p> <p>4th Jn 3:14–21</p> <p>5th Jn 12:24–25, 32–33</p> <p>Passion/Palm Sunday Mk 15:1–39</p>



MAKING THE CONNECTION: LITURGICAL SEASON OF LENT – CYCLE B

The Sunday Readings for Cycle B, the Liturgical Season of Lent, and the expectations covered in the *Criteria for Catechesis* for children age eight, serve as a guide in the lessons presented. We continue to guide children to know, contemplate, celebrate and live the love of the Trinity by recognizing the Holy Spirit as working through Jesus in his encounters with people. Catechists also help children make the connection between the Gospel message and their lives. The following themes should be covered:

Catechetical Outcomes

- Reinforce desired outcomes identified in the matrix that emphasize the catechetical focus the Holy Spirit, the Giver of Life, draws us to Christ
 - * Explore the notion of life and renewal of life
 - * Enter into the Lent/Easter cycle
 - * Celebrate the power of the Holy Spirit in bringing us forgiveness and reconciliation
 - * Participate in the mystery of Christ's death and the power of the Spirit raising Jesus to new life
- Students will be able to explain the meaning of passages of Scripture:
 - * *Luke's Story of the Passion with the narrative of the empty tomb*
 - * *Jesus sends the Spirit upon his disciples: "Receive the Holy Spirit. If you forgive the sins of any, they are forgiven them"*
 - * *I am the resurrection and the life*

Cognitive, Practical and Affective Outcomes

- The children will KNOW
 - * That creation is God's gift to us
 - * The importance and rituals of Lent and Easter
 - * The Holy Spirit helps us to become united with Christ again if we sin
 - * The importance of the Sacraments
 - * The Easter narratives
 - * The *Glory Be*
- The children will be able to DO the following
 - * Link the earth and the work of God's Holy Spirit
 - * Link Lent and Easter with the narrative of Jesus
 - * Recognize the need to forgive and be forgiven
 - * Participate in and contribute to the prayers and celebrations
 - * Forgive
 - * Care for the earth



- The children should demonstrate the following VALUES and ATTITUDES
 - * Gratitude for the gifts of the earth
 - * Appreciation for how in Lent and Easter one becomes involved with the narrative of Jesus
 - * Celebrates Lent and Easter at home and in the parish
 - * Participates in the Sacrament of Penance
 - * Has a desire to be forgiven and to forgive

Lectionary Based Outcomes (Cycle B)

- (1st Sunday) Lent is a special time in the church year when we think about how we can change our lives and follow Christ's teaching more closely
- (2nd) Jesus was giving Peter, James and John a picture of what he would be like after the Resurrection and what we will be like when we live with him forever
- (3rd) We gather as God's people in the Church, a house of prayer
- (4th) People who do good things never have to be afraid. They know God loves them and they will live with Him forever
- (5th) In the parable, we learn that we must stop being selfish and try to live for others by putting the wants and needs of others before our own
- The Procession and reading of the Passion and Death of Jesus allow us to enter into the event in a personal way



The Liturgical Season of Easter: Easter Sunday to Pentecost (Cycle B)

Catechetical Focus <i>The Holy Spirit, the Giver of Life draws us to Christ</i>	Thematic Scriptural References that support the Catechesis of the Mass	Knowledge and Understanding (Cognitive Level) <i>The child knows...</i>	Skills (Practical Level) <i>The child can...</i>	Values and Attitudes (Affective Level) <i>The child...</i>	Lectionary Readings Cycle B Gospel Reading
Exploring the way the Holy Spirit is at work in uniting people with Christ	Mk 4:3–8 <i>Other seed fell into good soil and brought forth grain... ”</i>	The notion of generosity and abundance	Understand the meaning of the parables	Enters fully into the parables and narratives of Jesus	Easter Sunday Mk 16:1–8
Telling narratives of people who are (were) extraordinary in their generosity and goodness	Mk 6:30–44 <i>Feeding of the five thousand</i>	In an age-appropriate way, the gifts and fruits of the Holy Spirit	Identify some of the gifts and fruits of the Holy Spirit	Appreciates the power of the Holy Spirit in the narratives of Jesus	2nd Jn 20:19–29
Exploring the parables of Jesus	Parable of... <i>The Mustard Seed</i> <i>Treasure and the Merchant...</i> <i>Healing of Blind Bartimaeus...</i>	Jesus as a parable teller	Understand generosity as something one responds to with generosity	Appreciates and lives the fruits of the Holy Spirit in relation to the mission of the Son	3rd Lk 24:35–48
Examining the narrative of Pentecost and how the Holy Spirit sends the Church out into the world	<i>Healing of a Paralytic...</i> <i>Healing of the Centurion’s Servant...</i> <i>Cleansing of Ten Lepers</i>	God gives gifts in abundance by the Holy Spirit	Express gratitude		4th Jn 10:11–18
	Acts 2:1–4 <i>Coming of the Holy Spirit</i>	The meaning of the Feast of Pentecost	Participate in and contribute to the prayers, songs and celebrations of the group	Celebrates the Feast of Pentecost	5th Jn 15:5–8
		Gratitude for the abundance of life		Is sustained by the gifts of the Spirit	6th Jn 15:9–14, 17
		The importance of prayer and celebration		Is generous and grateful	Ascension Mk 16:14–20
				Express gratitude in prayer	7th Jn 17:1a, 11b–19
					Pentecost Jn 20:19–233



MAKING THE CONNECTION: LITURGICAL SEASON OF EASTER – CYCLE B

The Sunday Readings for Cycle B, the Liturgical Season of Lent, and the expectations covered in the *Criteria for Catechesis* for children age eight, serve as a guide in the lessons presented. We continue to guide children to know, contemplate, celebrate and live the love of the Trinity by recognizing the Holy Spirit as working through Jesus in his encounters with people. Catechists also help children make the connection between the Gospel message and their lives. The following themes should be covered:

Catechetical Outcomes

- Reinforce the desired outcomes identified in the matrix that emphasize the catechetical focus the Holy Spirit, the Giver of Life, draws us to Christ
 - * Explore the way the Holy Spirit is at work in uniting people with Christ
 - * Telling narratives of people who are/were extraordinary in their generosity and goodness
 - * Exploring the parables of Jesus
 - * Examining the narrative of Pentecost and how the Holy Spirit sends the Church out into the world
- Students will be able to explain the meaning of passages of Scripture that support the catechetical focus:
 - » *Other seed fell into good soil and brought forth grain...*
 - » *Feeding of the five thousand*
 - » *The Parables of...The Mustard Seed, Treasure and the Merchant, Healing of Blind Bartimaeus, Healing of a Paralytic, Healing of the Centurion's Servant, Cleansing of Ten Lepers*
 - » *The Coming of the Holy Spirit*

Cognitive, Practical and Affective Outcomes

- The children will KNOW
 - * What we mean by generosity and abundance
 - * In an age-appropriate way, the gifts and fruits of the Holy Spirit
 - * Jesus as a parable teller
 - * God gives gifts in abundance by the Holy Spirit
 - * The meaning of the Feast of Pentecost
 - * Gratitude for the abundance of life
 - * The importance of prayer and celebration
- The children will be able to DO the following
 - * Explain the basic meaning of the parables
 - * Identify some of the gifts and fruits of the Holy Spirit
 - * Understand generosity as something one responds to with generosity
 - * Express gratitude
 - * Participate in and contribute to the prayers, songs and celebrations of the group



- The children should demonstrate the following VALUES and ATTITUDES
 - * Enters fully into the parables and narratives of Jesus
 - * Appreciates the power of the Holy Spirit in the narratives of Jesus
 - * Appreciates and lives the fruits of the Holy Spirit in relation to the mission of the Son
 - * Celebrates the Feast of Pentecost
 - * Is sustained by the gifts of the Spirit
 - * Is generous and grateful
 - * Expresses gratitude in prayer

Lectionary Based Outcomes (Cycle B)

- (Easter Sunday) The women were the first disciples to witness the empty tomb and receive the Good News that Jesus is risen; Jesus really died and was buried but he rose from the dead and lives forever. Alleluia!
- (2nd) Sometimes, like Thomas, we find it difficult to believe what we cannot see. People come to believe in Jesus by what we say and do by seeing Jesus in our lives
- (3rd) Jesus rose from the dead to bring us peace and forgiveness; he wants us to bring peace and forgiveness to others and, in that way we show that Jesus is here with us
- (4th) Jesus, like a true shepherd will not leave us if we listen to his voice through others who teach us about him
- (5th) We must stay attached to Jesus and have his life in us so we will bear good fruit
- (6th) We are commanded to love (serve) in the way Jesus loved and we will know true joy
- (Ascension) Because we received the Holy Spirit at Baptism, we can share the Good News about Jesus' resurrection with the whole world
- (7th) Jesus prayed for us because he truly wanted us to be true to God, united as one and share in his joy
- (Pentecost) We have the power of the Holy Spirit to free people by being forgiving and when we do this we will experience peace



Feasts of the Lord and Sundays in Ordinary Time – Trinity to the 23rd Sunday (Cycle B)

Catechetical Focus <i>The Holy Spirit, the Giver of Life draws us to Christ</i>	Thematic Scriptural References that support the Catechesis of the Mass	Knowledge and Understanding (Cognitive Level) <i>The child knows...</i>	Skills (Practical Level) <i>The child can...</i>	Values and Attitudes (Affective Level) <i>The child...</i>	Lectionary Readings Cycle B Gospel Reading
<p>Exploring Baptism and Confirmation as acts of gathering and forming a family in the Holy Spirit</p> <p>The Church is God's people who come together to worship as one family</p> <p>Presenting the Holy Spirit as God, the Giver of Life ... the one who makes Christ present in the lives of people, and, the power that transforms bread and wine into the Body and Blood of Christ</p>	<p>Acts 10:34–48 <i>God anointed Jesus with the Holy Spirit and with power; he went about doing good... ' While Peter was still speaking the Holy Spirit fell upon all who heard the word.</i></p>	<p>The Sacraments of Baptism, Confirmation and Eucharist make Christ present in our lives</p> <p>Prayer to God is important for being a member of a community</p>	<p>Connect Church and Sunday as a day of gathering to worship</p> <p>Grasp the actions of Baptism, Confirmation and Eucharist as actions of God</p> <p>Participate in celebrations and rituals of the Christian community</p>	<p>Enjoys being part of and participating in a gathering which form community</p>	<p>Trinity Sunday Mt 28:16–20</p> <p>Corpus Christi Jn 6: 35:51, 53, 55–56</p> <p>10th Mk 3:20–35</p> <p>11th Mk 4:30–34</p> <p>12th Mk 4:35–41</p> <p>13th Mk 5:22–24, 35–43</p> <p>14th Mk 6:1–6</p> <p>15th Mk 6:7–13</p> <p>16th Mk 6:30–34</p> <p>17th Jn 6:1–12</p> <p>18th Jn 6:24–35</p> <p>19th Jn 6:41–51</p> <p>20th Jn 6:51–58</p> <p>21st Jn 6:60–69</p> <p>22nd Mk 7:1–8, 14–15, 21–23</p> <p>23rd Mk 7:31–37</p>



MAKING THE CONNECTION: LITURGICAL SEASON OF ORDINARY TIME – CYCLE B

The Sunday Readings for Cycle B, the Liturgical Season of Lent, and the expectations covered in the *Criteria for Catechesis* for children age eight, serve as a guide in the lessons presented. We continue to guide children to know, contemplate, celebrate and live the love of the Trinity by recognizing the Holy Spirit as working through Jesus in his encounters with people. Catechists also help children make the connection between the Gospel message and their lives. The following themes should be covered:

Catechetical Outcomes

- Reinforce the desired outcomes identified in the matrix that emphasize the catechetical focus for Grade 3 students: the Holy Spirit, the Giver of Life draws us to Christ
 - * Begin the exploration of Baptism and Confirmation as acts of gathering and forming a family in the Holy Spirit
 - * Remembering that the Church is God's people who come together to worship as one family
 - * Present the Holy Spirit as God, the Giver of Life...the one who makes Christ present in the lives of people, and, the power that transforms bread and wine into the Body and Blood of Christ
- They will be able to explain the meaning of passages from Scripture:
 - » *God anointed Jesus with the Holy Spirit and with power and he went about doing good*
 - » *While Peter was still speaking the Holy Spirit fell upon all who heard the word*

Cognitive, Practical and Affective Outcomes

- The children will KNOW
 - * The sacraments of Baptism, Confirmation and Eucharist are called the Sacraments of Initiation and make Christ present in our lives
 - * Prayer to God is important for being a member of a community
- The children will be able to DO the following
 - * Connect Church and Sunday as a day of gathering to worship
 - * Grasp the actions of Baptism, Confirmation and Eucharist as actions of God
 - * Participate in celebrations and rituals of the Christian community
- The children should demonstrate the following VALUES and ATTITUDES
 - * Enjoy being part of and participating in a gathering which forms community

Lectionary Based Outcomes (Cycle B)

- (Trinity Sunday) Jesus told his disciples to preach, baptize and teach in the name of God, with the help of the Holy Spirit; we share the experience of God in our lives
- (Corpus Christi) Jesus is the One who satisfied our hunger and thirst. This is symbolized in the body and blood we share in Eucharist (Corpus Christi)
- (10th) God gives us free will to choose good over evil and God promises to give us His Spirit to do that
- (11th) When we pray the Our Father we ask that God's kingdom come. It is already 'here and now' when we act as Jesus did



- (12th) When we are afraid, we need to remember that Jesus is always with us and has the power to calm these storms
- (13th) We saw Jesus power over evil spirits, over sin, over wind and water and now over death
- (14th) At times when we feel rejected because we spoke the truth, we remember that Jesus too experienced that feeling
- (15th) We must be true to God's message even if people don't want to listen to God's word
- (16th) Jesus is the good shepherd who is always with us
- (17th) It doesn't matter about the numbers in the story, the message is what is important, that is, God did, and does provide for all that we need
- (18th) Jesus tells us we should receive the Bread of Life which is the name he called himself
- (19th) Jesus is both a human being and God. This mystery is at the heart of our faith. We nurture faith by receiving the Bread of Life which is Eucharist
- (20th) Jesus wants to be with us and share his life with us in the Eucharist. When we do this, he is really present with us
- (21st) We must choose whether or not we will follow Jesus. God does not force anyone to be a disciple
- (22nd) God does not want us to be hypocrites who say one thing but act the opposite
- (23rd) When we refuse to listen to what Jesus wants, we are deaf to his word. We must ask Jesus to touch us and help us hear his word



Notes for the Catechist

Integration of Sacramental Preparation Outcomes identified in the CCCB Criteria for Catechesis with the Lectionary-Based Program

Hopefully, you have now had opportunity to meet the children and parents who are continuing with the second portion of the two-year journey in faith. The excitement of gathering each week will be a time of blessing for all. Never forget what a privilege it is to be called to this ministry. The Spirit is at work in and through you and will guide your efforts. If times of frustration or questions or concerns plague you, call for help. Together, with God's help, we can make this an enriching experience for families and enable them to deepen their relationship with God and with one another.

Framework for Planning Each Session

Each weekly lectionary-based lesson has two parts: a Catechetical and Liturgical Focus

Part A Approximately 45 minutes

1. Welcome/Sharing of Questions and Comments from previous session
2. Announcements
3. Catechetical Focus: instructions on the Mass

Part B Liturgical Focus: breaking open the Sunday Lectionary readings (15 minutes)

4. Lighting of Candles
5. Sign of the Cross
6. Scriptures Readings and Responses
7. Discussion
8. Prayer Intentions
9. Extending the lesson at home

The most important thing you as the catechist should understand is that the **catechetical focus** for the entire Year Two is on the community gathering for Eucharistic Liturgy. In these first seven weeks following the Rite of Enrolment, the focus will be on the Introductory Rites and the Liturgy of the Word.

In planning it will also be helpful to know that the **liturgical focus** or ritual celebration during the weekly part of the gathering time takes only about 15 minutes. As noted, the catechist must prepare key points to focus on so that both the catechetical and liturgical learning outcomes outlined are addressed.

Part A Preparation/Catechetical Focus

40-45 minutes

1. Welcome (individually as parent/child arrive ... just a warm greeting)
2. Song of Gathering (optional)
3. Announcements: The first week's announcements would include parents and children making name tags and games learning each person's name.



4. Catechetical focus time is ‘teaching time’ depending on whatever part of the liturgical year we are celebrating.
- The catechist gives a simple introduction to the meaning of:
 - * Ordinary Time
 - * All Saints/All Souls Day
 - * Advent (what it is, what we focus on each week...love, joy, peace, etc.)
 - * Christmas and Epiphany and continuing throughout the seasons of the liturgical year
 - * Mission Sunday
 - * Lent (Prayer, fasting and abstinence)
 - * Easter
 - * Pentecost
 - The catechist will also want to explain the why the colour of the vestments and altar cloths changes with the season. Source: www.catholic.org/clife/lcolors.php
 - * White – light, innocence, purity, joy, triumph, glory
 - » Season of Christmas
 - » Season of Easter
 - » Feasts of the Lord, other than of His passion
 - » Feasts of Mary, the angels, and saints who were not martyrs
 - » All Saints (1 November)
 - » Feasts of the Apostles
 - » Nuptial Masses
 - » Masses for the dead

Note: White is the color of Popes’ non-liturgical dress.
 - * Red – the Passion, blood, fire, God’s Love, martyrdom
 - » Feasts of the Lord’s passion, Blood, and Cross
 - » Feasts of the martyrs
 - » Palm Sunday
 - » Pentecost

Note: Red is the color of Cardinals’ non-liturgical dress
 - * Green – the Holy Spirit, life eternal, hope
 - » Time After Epiphany
 - » Time After Pentecost



- * Violet – penance, humility, melancholy
 - » Season of Advent
 - » Season of Lent
 - » Vigils except for Ascension and Pentecost
 - » Good Friday

Note: Violet, literally “amaranth red,” is the color of Bishops’, Archbishops’, and Patriarchs’ non-liturgical dress

- * Rose–Gold – joy
 - » *Gaudete* Sunday (Third Sunday of Advent)
 - » *Laetare* Sunday (Fourth Sunday of Lent)
 - » Gold can replace white, red, or green (but not violet or black)

5. Throughout the second year of Sacramental Preparation the Catechist will develop the child’s understanding of the Holy Spirit, the Giver of Life (who draws us to Christ, unites us to Him and His life) and prepare the children to see themselves as part of the Church’s Mission to be sent forth in Christ

SEPTEMBER/OCTOBER/NOVEMBER

The catechist’s focus will be:

- Enabling the children to know, contemplate, celebrate and live the mystery of the Trinity made alive in us by the power of the Holy Spirit who brings Jesus into our/their lives
- Preparing the children to encounter the Lord Jesus
- Enabling the children to unite themselves to the life and mission of Christ
- Preparing the children to be sent forth in Christ as part of the Church
- Recalling/ reviewing through ritual moments the symbols and actions of the Baptismal Rite

DECEMBER

- Celebrating the Rite of Acceptance into the Order of Catechumens /or The Rite of Welcome for those already Baptised
- Exploring the notion of hope
- Presenting the Advent/Christmas Epiphany cycle through the scriptural stories of Isaiah, John the Baptist, Mary and Joseph
- Celebrating the Holy Spirit as the One who came to Isaiah, John the Baptist, Mary and Joseph
- Presenting the ministry of Jesus in the power of the Holy Spirit as a growing light in the darkness

JANUARY/FEBRUARY – ORDINARY TIME – CONTINUE FROM ABOVE

- Exploring through ritual moments the role of the Holy Spirit in our lives through the symbols and actions of Confirmation

FEBRUARY/MARCH – LENT

- Exploring the notion of life and renewal of life
- Entering into the Lent/Easter cycle by preparing for Ash Wednesday
- Celebrating the Rite of Election



- Celebrating the power of the Holy Spirit in bringing us forgiveness through the Sacrament of Reconciliation
- Exploring the Eucharist through the Gathering Rite and the Liturgy of the Word
- Participating in the mystery of Christ's death and the power of the Spirit raising Jesus to new life

APRIL

- Encountering Jesus in the Eucharist
- Exploring the way the Holy Spirit is at work in uniting people with Christ
- Telling narratives of people who are (were) extraordinary in their generosity and goodness
- Exploring the parables of Jesus
- Examining the narrative of Pentecost and how the Holy Spirit sends the Church out into the world

MAY

- Exploring Baptism and Confirmation as acts of gathering and forming a family in the Holy Spirit
- Recognizing the Church is God's people who come together to worship as one family
- Presenting the Holy Spirit as God, the Giver of Life...the one who makes Christ present in the lives of people, and transforms bread and wine into the Body and Blood of Christ

Part B Ritual

15-20 minutes

6. Lighting of the Candles – a procession of the candle and Sunday Book of Readings with a parent and child is held while the group sings an entrance hymn. The cross and cloth are already on a small table
7. Sign of the Cross – this ritual is celebrated slowly and carefully making sure the children make the Sign of the Cross correctly
8. Scripture Readings and Responses – both the readings are used and depending on their difficulty, a parent/ catechist or child should prepare to proclaim God's word
9. Discussion – the discussion is led by the catechist and involves posing questions to engage the children. ***The focus is always on the lesson God/Jesus teaches us about how we are to love God and our neighbour.***
10. Prayer Intentions – this is a special time when children invite the community to join them in prayer for God's blessing

HOME ASSIGNMENTS

The Home Assignment is intended to reinforce the Sunday readings. Each week the catechist should make reference to the assignment and place it in each child's binder (suitcase).

Note: If a family misses a gathering, it is important to contact them, let them know they were missed and provide the lesson by email or in an envelope for them to pick up and complete.



Sample First Letter to Parents

(To be placed on parish letterhead)

August __, 2017.

Dear Parents

This year at (name of parish) we are following a newly developed program for children preparing for the reception of their second and third Sacraments of Initiation: Confirmation and First Communion.

What does this mean? The Initiation of children into the Roman Catholic faith includes the Sacraments of Baptism, Confirmation and First Communion. These Sacraments bring the child into full membership with the faith community. Usually the child is baptized as an infant or young child, and the Sacraments of Confirmation and First Communion are received when he or she is about eight years old.

Sacramental Preparation catechists (the ones who lead in the preparation of the children for the reception of Confirmation and First Communion) want this time to be special for everyone involved: parents, grandparents and godparents, as well as our priests and parishioners. The two-year lectionary based program is designed to allow sufficient time for meaningful growth as it fosters the child's relationship with Jesus Christ, and an understanding of the Sacraments of the Church throughout the journey.

[PARISHES SHOULD CHOOSE ONE OF THE FOLLOWING OPTIONS TO USE IN THEIR LETTER: A, B, OR C]

[A. Parishes only offering Year One]

Year One will commence with a parent meeting the week of [September 17, 2017 at 7:00 PM or alternate date]. At this meeting you will be presented with an overview of the program. Each [enter day and time of the week] we will gather to pray and celebrate the Word of God. During Lent, the opportunity for reception of the Sacrament of Reconciliation will be available. Parents and children preparing for this Sacrament will meet at a time yet to be scheduled. Following Year Two in the Spring of 2019 these children will celebrate the Sacraments of Confirmation and First Communion.

[B. Parishes only offering Year Two]

Year Two will commence with a parent meeting the week of [September 17, 2017 at 7:00 PM or alternate date]. At this meeting you will be presented with an overview of the program. Each [enter day and time of the week] we will gather to pray and celebrate the Word of God. During Lent, the opportunity for reception of the Sacrament of Reconciliation will be available. Parents and children preparing for this Sacrament will meet at a time yet to be scheduled. In the Spring of 2018 these children will celebrate the Sacraments of Confirmation and First Communion.

[C. Parishes offering both Sacramental Preparation Year 1 AND Year 2 running simultaneously]

Year One will commence with a parent meeting the week of [September 17, 2017 at 7:00 PM or alternate date]. At this meeting you will be presented with an overview of the program. Each [enter day and time of the week] we will gather to pray and celebrate the Word of God. During Lent, the opportunity for reception of the Sacrament



of Reconciliation will be available. Parents and children preparing for this Sacrament will meet at a time yet to be scheduled. In the Spring of 2019 following completion of Year Two these children should celebrate the Sacraments of Confirmation and First Communion.

Year Two will commence with a parent meeting the week of [*September 17, 2017 at 7:00 PM or alternate date*]. At this meeting you will be presented with an overview of the program. Each [*enter day and time of the week*] we will gather to pray and celebrate the Word of God. During Lent, the opportunity for reception of the Sacrament of Reconciliation will be available. Parents and children preparing for this Sacrament will meet at a time yet to be scheduled. In the Spring of 2018 these children should celebrate the Sacraments of Confirmation and First Communion.

While there may be a Sunday that you are unable to attend, it is very important that at least one parent is committed to making this journey with the child. If you have questions or require any further information, please contact (_____).

We look forward to our journey together!

Sincerely,

Coordinator: Children's Sacramental Preparation

_____ Parish



Parish Newsletter #1

(To be placed on Parish Letterhead)

Our Faith Journey: Preparing Young Children for Celebrating the Sacraments Year Two

Newsletter #1 – September 2017

DEAR PARENTS / GUARDIANS

Welcome to Year Two of the Sacramental Preparation Program for the Diocese of Victoria. Once again we are excited about working with you and your child(ren) as we prepare together to celebrate the Sacraments of Confirmation and Eucharist next Spring.

Our intention is to compose and distribute a Newsletter to parents and guardians of children in their second year of Sacramental Preparation to help them understand what concepts are being covered in our weekly sessions. In this way, they can discuss and reinforce the lessons at opportune times throughout the week.

As in the Year One Program, the focus for Year Two is two-fold:

1. The remote and immediate preparation for reception of the Sacraments of Confirmation and Eucharist, and,
2. The invitation to the children to recognize more fully the presence of the Holy Spirit active in the Church and in creation.

Just a reminder that the children in Year Two are building on what was covered in Year One. While we continue to follow the lectionary cycle for the Church year, the primary difference is the structure of the sessions which include ritual ceremonies that mark the stages of readiness for the Sacraments.

The second important aspect of the Year Two Program is helping students grow in understanding and response to the God the Holy Spirit at work in their lives. This takes place over the entire year,

regardless of the Church season we are celebrating.

This first Newsletter covers the period up to the beginning of Advent. The catechists will be welcoming the children and introducing the Holy Spirit as Jesus does in his farewell meal. It is here that they learn of Jesus' promise of the Spirit and come to know the meaning of the words, "I am gone but never far away". The most important thing you can do as a parent/guardian is to reinforce what the catechist is doing in class. Help your child understand that:

- The Holy Spirit is the third Person of the Trinity to whom we pray in the Creed
- The Holy Spirit is the Giver of Life who draws us into deeper relationship with Jesus through the Sacraments
- During this year we will be preparing to encounter the Lord Jesus in Confirmation and First Eucharist.
- In the first lessons in early September, catechists will review the Mosaic Cross (activity) and Called by Name (ritual) completed in Year One and review the Rite of Enrollment in which the children participated. If you are new to the parish group, you may want to discuss these events with the catechist.
- In October, the sessions will review the symbols of water and oil used in the Sacrament of Baptism; and in



November they will continue with more symbols...the clothing with the white garment, the presentation of the baptismal candle, and, the anointing with oil. On the Feast of Christ the King, the last Sunday of November, the children will review the ritual to take place on the first Sunday of Advent when they will be accepted as candidates who will complete the Sacraments of Initiation this year.

- Also, in November, if your child has not yet celebrated the Sacrament of Reconciliation, there will be opportunity for the immediate preparation for reception to take place sometime during Advent. (December)
- Over the weeks the children will be encouraged to ask questions and share their stories. They may seem unsure about some things and if you're not sure how to explain the question, just mention the fact to the catechist or another capable of advising you or helping the child. You can also make use of opportunities to ensure:

The children will KNOW

- That Jesus promised to make the Spirit present to us
- That the Holy Spirit, the Giver of Life, is present in our liturgical celebrations
- That the Holy Spirit will guide our actions and help us reach out to others
- That prayer to God is important for being part of a community

The children will be able to DO the following:

- Recognize the active presence of someone who is absent
- Participate in a celebration of the Word honouring the Holy Spirit

The child(ren) should be able to demonstrate the following values or attitudes:

- Feel the presence of the Holy Spirit
- Want to reach out and give to others
- Demonstrate gratitude for the people who are part of his or her community
- Works and plays with others with joy

In our next Newsletter in late November, we will share some ideas about how to make the Advent, Christmas and Epiphany Season more meaningful.

We look forward to working with you and invite you to bring forth any questions or concerns you have at any time.

Blessings on you and your family.

The (Parish) Catechetical Team

(Name and phone contact and/or e-mail)

Xxxxxxx

Xxxxxxx

Xxxxxxx



Parish Newsletter #2

(To be placed on Parish Letterhead)

Our Faith Journey: Preparing Young Children for Celebrating the Sacraments Year Two

Newsletter #2 – November 2017

DEAR PARENTS / GUARDIANS

Soon we will be preparing for the seasons of Advent, Christmas, and the Epiphany and once again we commit ourselves to working with you as we implement the Year One and Year Two Sacramental Preparation Programs.

This second Newsletter is designed to let you know what we are covering during the season of Advent. We hope it will assist you in continuing the discussion at home.

Secular holiday traditions are a real challenge because they can directly oppose the spirituality of Advent. The hustle and bustle of parties and shopping should be countered with the simplicity and spirituality of preparation and waiting. The children will be hearing about preparing a place for Jesus. You can easily support the program by discussing preparing our hearts (by celebrating reconciliation) and our homes (praying with the Advent wreath, setting up a crèche, and doing something as a family to help those less fortunate).

As Advent begins, during the first Sunday Eucharistic celebration, the children will participate in the rite of acceptance into the Order of Catechumens (a name given to those preparing to complete the Sacraments of Initiation ... Baptism, Confirmation, and Eucharist). The Gospels of the second, third and fourth Sundays of Advent will be the basis of the lesson discussions before Christmas.

You can help your child understand and get to know the key players in the narratives: John the Baptist, Mary, Joseph, the shepherds and wise men. If possible encourage them to participate in an

Advent/Christmas carol service or pageant.

Downplay the secular songs when possible and reinforce Advent themes by:

- Exploring the notion of hope
- Learning about the Advent-Christmas-Epiphany cycle through scripture stories
- Celebrating the Holy Spirit as the One who came to Isaiah, John the Baptist, Mary and Joseph
- Presenting the ministry of Jesus in the power of the Holy Spirit as a growing light in the darkness

This is a relatively short period of time and a very busy time of year, as well. The lessons on the Epiphany (Wise Men) and the Baptism of Our Lord will be covered in January once classes resume. In our next Newsletter we will explain the content of the lessons which follow Jesus' baptism dealing with the immediate preparation for the Sacraments.

During the months of December and early January, your on-going support is appreciated. Help your child KNOW

- The narratives of Isaiah, John the Baptist and Mary
- Rituals celebrated during the time of Advent and Christmas
- The responses to the Angels
- That it is the Holy Spirit who prompts us to give to the needy



- The Holy Spirit is at work everywhere to make light where there is darkness
- The Holy Spirit is present at all points in Jesus' birth and life.
- Appreciation of the ministry of Jesus, in the power of the Holy Spirit, as a growing light in the darkness
- Hope in spite of difficult times

Your efforts to help children DO the following are also a great support

- Grasp the meaning of hope in the midst of darkness
- Understand some of the symbols and prepare the rituals of Advent/Christmas
- Participate in group activities being sensitive to others when things are difficult
- Participate with their families in actions of sharing with others
- A sense of the meaning of the prayers of the liturgical seasons of Advent and Christmas
- Have a fruitful Advent journey and be assured your Christmas will be filled with meaning.
- God bless your family.

The (Parish) Catechetical Team

(Name and phone contact and/or e-mail)

Xxxxxxx

Xxxxxxx

The children should also demonstrate the following attitudes and values

Xxxxxxx

- Appreciation that this season is a time of light and hope in darkness



Parish Newsletter #3

(To be placed on Parish Letterhead)

Our Faith Journey: Preparing Young Children for Celebrating the Sacraments Year Two

Newsletter #3 – January 2018

DEAR PARENTS / GUARDIANS

We hope you had a wonderful Christmas with family and friends and we pray you will be blessed abundantly during the coming year. After a very busy Christmas season, it is good to place our focus on quieter times! Having said that, the coming months will be very important as we move from Ordinary Time into Lent.

This third Newsletter marks the time when we enter very seriously into preparation of the children for Confirmation and First Eucharist. The resources we are using in the two-year program are developed for children under ten years of age.

Some of you may still have questions about the practice in the Diocese of following the “Restored Order”. What the term indicates grows out of the directive following the Second Vatican Council to return to the way Sacraments were celebrated in the early Church. The Sacraments which make one a full member of the Church are Baptism, Confirmation and Eucharist...celebrated in that order. Your concerns about whether your child fully ‘understands’ what Confirmation is ‘really’ about, should be discussed so that the theology behind the Sacraments is clear. Let us keep in mind that the child is on a life-long journey growing in faith...just as we are. He/she does not need to understand the full deposit of the faith any more than we do. You should know that in later years the sacraments are revisited and a deeper understanding of the signs and symbols is provided.

In January we celebrate two very important feasts – the Epiphany and the Baptism of Jesus. Most

children will be familiar with the events of the Epiphany since the story of the Wise Men is a part of the Christmas story. But there are very few Scripture stories about Jesus’ life as a small boy other than the one where he remains in the Temple following a family trip to Jerusalem.

We pick up the story of Jesus’ life with his baptism in the River Jordan by John the Baptist. This is an important feast, for it is at this time we learn that Jesus was chosen by God and receives the Holy Spirit before he begins his public life. The next few sessions are devoted to discussion of the Sacrament of Confirmation where the children will explore the role of the Holy Spirit in their lives and participate in a ritual of being sealed with the Spirit. You can help them understand this event by explain that when we feel an inner urge to act with goodness, honest and generosity (or like Jesus) it is the Spirit of God within us that moves us to do so.

The discussion of Confirmation continues with an exploration of the gifts and fruits of the Holy Spirit. Keeping in mind the age of the children, simply help your child know that the Spirit of God gives them courage, wisdom, understanding, etc. and that those qualities will be seen in their lives as they go about lovingly, peacefully, gently, joyfully and patiently. These qualities are the fruits of living as the Spirit of God leads us.

As Lent approaches, pay particular attention to the Gospel stories the children will be hearing. Help them extract the meaning from the story that applies to their lives. In mid-February two very important



lessons occur right before Ash Wednesday (March 1, 2017). The first provides background on the meaning of the Lenten season. Children learn about Mardi Gras and how the palms are used to make the ashes used to mark us as Christians as we begin our Lenten practices of prayer, fasting and almsgiving.

On the first Sunday of Lent, the Rite of Election for Catechumens (those preparing to be received into the Church at the Easter vigil) takes place. This usually takes place at Sunday liturgy and your child's godparents and grandparents are encouraged to attend, if possible.

On the second and third Sundays of Lent, preparation for and celebration of a Penitential Rite is the focus. This celebration is usually held in class, not at Mass. The children are at varying stages on the journey (some will have received the Sacrament of Reconciliation, some have not). All the participants in their own different ways are going to hear the comforting message of pardon for sin. We continue the Lenten journey and focus on the Eucharist for both the fourth and fifth Sundays. You will want to reinforce the understanding of the Eucharist as the meal of thanksgiving in which we receive the Body and Blood of Christ. The children will understand that after they receive First Eucharist, they are now full members of the Catholic Church. Details related to the date/time of Confirmation and First Eucharist will follow.

The sessions where the children learn about Eucharist are developed around four words:

Come (referring to our gathering as a Christian community to celebrate on Sundays), **Listen** (referring to the Liturgy of the Word where we hear God's message and imitate it), **Do** (where we respond to Jesus' command to "Do this in memory of me," and **Go** (where we are encouraged to live as witnesses of all Jesus did and said). The last two, "Do" and "Go" take place after Easter as the children celebrate the reception of the Sacraments of Confirmation and First Eucharist.

This is the heart of our Year Two Program and we encourage you to make it a special time for your child(ren). Reinforce what is being taught in the sessions and, in your own home,

- Explore the notion of life and renewal of life
- Enter into the Lenten/Easter cycle
- Talk about the power of the Holy spirit in bringing us forgiveness and reconciliation
- Make Sunday liturgy a priority

Talking with your children about Jesus' life, death and Resurrection will help you know if they understand what the Church is celebrating. Check to see if...

Your child(ren) know...

- The importance and rituals of Lent and Easter
- The Holy Spirit helps us to become united with Christ again if we sin
- The importance of the Sacraments
- The Easter narratives
- The "Glory Be"

Children should also be able to do the following...

- Link the earth and the work of God's Holy Spirit
- Link Lent and Easter with the narrative of Jesus
- Recognize the need to forgive and be forgiven
- Participate in and contribute to the prayers and celebrations
- Forgive
- Care for the earth

Finally, your child should demonstrate some of the following values and attitudes...

- Gratitude for the gifts of the earth



- Appreciation for how in Lent and Easter one becomes involved with the narrative of Jesus
- Celebrates Lent and Easter at home and in the parish
- Participates in the Sacrament of Reconciliation
- Has a desire to be forgiven and to forgive.

This is a framework for what we plan to cover in February and March. Our final Newsletter will include all the details you need related to the celebrations in our parish. If you have any questions or concerns, be sure to give one of us a call.

Blessings on your Lenten journey.

The (Parish) Catechetical Team

(Name and phone contact and/or e-mail)

Xxxxxxx

Xxxxxxx

Xxxxxxx



Parish Newsletter #4

(To be placed on Parish Letterhead)

Our Faith Journey: Preparing Young Children for Celebrating the Sacraments Year Two

Newsletter #4 – April 2018

DEAR PARENTS / GUARDIANS

“Alleluia! He has risen as he said.” And now we begin the final preparation of our children for celebration of the Sacraments of Confirmation and First Eucharist. As you know, the dates are set. On ____ (day) _____, ____ (date) _____, ____ (number) ____ children and their families and friends will gather at ____ (time) ____ to welcome Bishop _____ who will confer the Sacraments. This is indeed a time of blessing for the whole parish who celebrate with you.

But while you will be busy with arrangements to make the day special according to your culture and traditions, it’s good to be reminded not to lose sight of the real meaning of the day. We have just celebrated the passion and death of Our Lord, and now we are going to welcome new members who will join us at the table where they will be nourished and sent out to continue the work of Christ in the world today. It is a time of true grace!

The April sessions develop the “Do” and “Go” themes we spoke of in our last Newsletter. We know that Baptism and Confirmation are clearly a beginning. They are received only once and point us to something more: the Eucharist, the heart of our faith. When we “Do this in memory of me”, we give thanks break and share bread and wine, which through the Holy Spirit and the action of the priest become Christ’s Body and Blood. What a gift! Once we have received this precious gift, we “Go”. We are transformed and carry Christ out into the world – imitating his thoughts, words and deeds.

The weekly lessons recount the story of Jesus’ appearances after the Resurrection. Children will

be able to identify with how Mary Magdalene and Mary, two of Jesus’ closest friends, must have felt when they discovered Jesus was not in the tomb.

You can also help them understand why the apostles and disciples didn’t recognize Jesus at first. Simply explain that they were probably afraid they would be killed because they followed Jesus. Their faith was weak and they were disappointed with what took place during Holy Week. Talk about the courage it must have taken for Peter and the others to stand up publicly and tell people that they had seen the Risen Lord. There are many accounts of the appearance of Jesus after his death (John 20:1–10; 11–16, 19–23; 26–29 and John 21:1–14; 15–19; John 21:1–14). Don’t be afraid to discuss several of them with your child(ren).

Finally we come to the great Feast of Pentecost (see the Acts of the Apostles 2:1–24). It was on this day the Holy Spirit came upon the early followers and gave them the courage to witness to all they had seen and heard. Pentecost is called the birthday of the Church because on that day the disciples were ready to go tell the whole world the wonders God had done in Jesus.

After our parish celebration, we will reflect on the mystery that we have experienced. The children are now full members of the Church and are called to ‘Go to love and serve’. A small celebration may be planned where Confirmation and First Communion certificates are given to the participants in a short ritual that follows the pattern “Come” (gather around the table), “Listen” (prayer of commissioning from the Gospel of Matthew 28:16–20), “Do”



(presentation of certificates that mark them as part of the parish community and the Catholic Church) and “Go” (accepting a candle symbolic of being a light to the world).

The two-year program is now coming to a close. We hope it has been a time of great blessing for your child and his/her family. Continue your regular attendance at Mass and the children’s catechetical sessions so that the seeds which have been planted will take root. There’s lots to know, do and demonstrate in values and attitudes that mark us as disciples of Christ. Your continued attendance and support are critical components of raising Catholic children who will imitate Christ in their relationships to God and neighbour.

Over the summer months, you can review how the Holy Spirit is at work in us. When possible, reinforce the themes and concepts we have been exploring, in particular, how the Holy Spirit, the Giver of Life, draws us to Christ.

- Chat about how Baptism and Confirmation are acts of gathering and forming a family called Church
- Remind your child(ren) of why regular attendance at Mass is important, i.e. the church is God’s people who come together to worship as one family.
- Talk about how the Holy Spirit is the one who makes Christ present in the lives of people and the One who transforms bread and wine into the Body and Blood of Christ.

Reinforce the knowledge-based expectations or desired outcomes:

- The children will know that the sacraments of Baptism, Confirmation and Eucharist are called the Sacraments of Initiation and make Christ present in our lives
- Prayer to God is important for being a member of a community

Reinforce the children’s ability to:

- Connect Church and Sunday as a day of gathering to worship
- Grasp the actions of Baptism, Confirmation and Eucharist as actions of God
- Participate in celebrations and rituals of the Christian community.

The children should demonstrate the following value or attitude:

- Enjoy being part of and participating in a gathering which forms community.

Many blessings and wishes for a healthy, happy, and safe summer. We look forward to our weekly gatherings for catechesis which will begin on _____.

Blessings on you and your family.

The (Parish) Catechetical Team

(Name and phone contact and/or e-mail)

Xxxxxxx

Xxxxxxx

Xxxxxxx



Session One – Year Two: First Gathering with Parents Only

You will need the following:

- A welcoming place to gather
- Name tags
- Ice breaker welcome activity
- Prayer table with cloth (liturgical colour)
- Cross
- Lectionary
- Food/drink
- Calendar to establish dates

Welcome

Gathering Prayer

Let us pray.

Leader: *Gracious God, you call each of us to become intimate friends with your Son through the Holy Spirit. Make us lively messengers of your good news to our children, to help them recognize your Son, Jesus, in the breaking of the bread of the Eucharist.*

All: *We make this prayer through Christ our Lord.
Amen.*

Introductions of All Who Have Gathered

- Respond to any questions parents may have regarding the *Journey* program
- Parents, grandparents, sponsors are invited to participate full in these sessions.
- Offer details about time and location of the sessions
- Communicate the following:
 1. Confirmation is the second Sacrament of Initiation.
 2. Eucharist is the third and only repeatable Sacrament of Initiation. It nourishes lifelong growth in Christ.
 3. The celebration of Eucharist is the source and summit of our Christian life.
 4. After the celebration of the Sacraments, the candidates will be fully initiated and will continue to gather each Sunday with the Christian family.
 5. Preparing to celebrate a Sacrament is a time of catechesis, not religious education.



Refreshment Break

Explain the Structure of the Sessions

1. Gathering / Opening Prayer (Come)
2. Scripture (Listen)
3. Ritual Experience (Do)
4. Getting in touch with the experience (reflecting on the experience)
5. Refreshments
6. Catechesis on the experience
7. Making connections
8. Bringing the session home (Go)

Respond to any Other Questions that May Arise

Closing Prayer



Our Faith Journey

Preparing Young Children for
Celebrating the Sacraments

LESSON PLANS YEAR TWO September – December 2017 Cycle A – B



DEVELOPED BY THE BISHOP'S ADVISORY COMMITTEE FOR CHILDREN'S CATECHESIS

Roman Catholic Diocese of Victoria



Table of Contents: Lessons

The Liturgical Season of Ordinary Time	50
24th Sunday in Ordinary Time (Cycle A)	52
25th Sunday in Ordinary Time (Cycle A)	55
First part of the Rite of Baptism (25th Sunday)	57
26th Sunday in Ordinary Time (Cycle A)	63
Called by Name (26th Sunday)	65
27th Sunday in Ordinary Time (Cycle A)	71
Baptized with Water (27th Sunday)	73
28th Sunday in Ordinary Time (Cycle A)	82
29th Sunday in Ordinary Time (Cycle A)	85
Anointed with Oil (29th Sunday)	87
30th Sunday in Ordinary Time (Cycle A)	97
Preparing for Hallowe'en / All Saints / All Souls (30th Sunday)	99
Clothing with a White Garment (Week of Nov 1)	108
Enlightened by Christ – Baptismal Candle (32nd Sunday)	118
Awakened to Grace—'Ephphetha Rite' (33rd Sunday)	128
Christ the King Sunday (Cycle A)	137
<i>Our Faith Journey</i> Year 2 Cycle A – B Scope and Sequence Review Chart	140
The Liturgical Season of Advent/Christmas (Cycle A)	142
1st Sunday in Advent (Cycle A)	145
Rite of Acceptance into the Order of Catechumens	148
2nd Sunday in Advent (Cycle A)	152
3rd Sunday in Advent (Cycle A)	155
4th Sunday in Advent (Cycle A)	158
Holy Family Sunday (Cycle A)	161



The Liturgical Season of Ordinary Time

MAKING THE CONNECTION

The Sunday Readings for Cycle A, the Liturgical Season of Ordinary Time (24th Sunday to Christ the King Sunday) and the expectations covered in the *Criteria for Catechesis* for children age eight, serve as a guide in the lessons presented. We continue to guide children to know, contemplate, celebrate and live the love of the Trinity by recognizing the Holy Spirit as working through Jesus in his encounters with people. Catechists also help children make the connection between the Gospel message and their lives.

As you reflect on the readings, you will identify many opportunities to reinforce outcomes that will be developed further throughout the year.

Catechetical Outcomes

- Reinforce the desired outcomes identified in the matrix that emphasize the catechetical focus for eight year olds: the Holy Spirit, the Giver of Life, draws us to Christ
 - * Enable the children to know, celebrate and live the mystery of the Trinity made alive in us by the power of the Holy Spirit who brings Jesus into the lives of the children by the sacraments
 - * Prepare the children to encounter the Lord Jesus
 - * Unite the children to the life and mission of Christ
- Discuss the Scriptural references associated with the catechetical focus described above:
 - » *I will not leave you orphaned*
 - » *But...the Holy Spirit, whom the Father will send in my name, will teach you everything, and remind you of all that I have said to you*
 - » *I am with you always*

Cognitive, Practical and Affective Outcomes

- The children will KNOW
 - * That Jesus promised to make the Spirit present to us
 - * That the Holy Spirit, the Giver of Life, is present in our liturgical celebrations
 - * That the Holy Spirit will guide our actions and help us reach out to others
 - * Prayer to God is important for being part of a community
- The children will be able to DO the following
 - * Recognize the active presence of someone who is absent
 - * Participate in a celebration of the Word honouring the Holy Spirit
 - * Call on (pray to) the Holy Spirit for help



- The children should demonstrate the following VALUES and ATTITUDES
 - * Feel the presence of the Holy Spirit
 - * Want to reach out and give to others
 - * Demonstrate gratitude for the people who are part of his or her community
 - * Works and plays with others with joy

Specific Lectionary Based Outcomes

- (24th) Sunday in Ordinary Time) We gather as a faith community to ask God for forgiveness and mercy
- (24th) We learn that we must forgive others as Jesus forgives us
- (25th) Jesus teaches us about justice (fairness) and charity (love) In the Parable of the Unforgiving Servant
- (26th) In order to follow Jesus more closely, we must continually work at changing our lives (conversion)
- (27th) Jesus used stories to teach. We listen to the parables to learn the truth about how Jesus wants us to relate to others
- (28th) Jesus invites all people to be part of the kingdom of heaven but each of us chooses whether or not we want to be
- (29th) Jesus reminds us that we are made in God's image and to give to God what is His due
- (30th) Jesus explains that to be truly happy we must love God with our whole heart, soul and mind; and, that we must love our neighbor as we love ourselves
- (31st) Jesus teaches us to be humble in serving others, and not to do things just for show
- (32nd) Jesus uses a parable about a wedding feast to show us how wise people prepare for the future
- (33rd) Jesus tells us to use our gifts and talents to make the world a better place for everyone
- (Christ the King) Jesus told his disciples how to live if they want to share in His eternal glory. We must treat others as Jesus would treat them



24th Sunday in Ordinary Time (Cycle A)

(Green Cloth)



Welcome: "Good morning boys & girls. Welcome!"

Announcements: Make any necessary announcements before the liturgy begins.

Candles: Select one child to help light the candles.

Song: *Open Our Hearts* (by Christopher Walker)

Sign of the Cross: Lead the children in making the Sign of the Cross.

First Reading: "This is a reading from the book of Sirach." (*Readings may be proclaimed by a parent*)

The Sunday Book of Readings Adapted for Children, p. 114

"The Word of the Lord."

Children: "Thanks be to God."

Responsorial Psalm: **Children's Response:** "My God, my God, have mercy on me, for all my hope is in you."

Verse 1: "You call us to remember the promises you gave us."

Verse 2: "As parents love their children, you love your faithful people."

Verse 3: "You love us and forgive us, you always show us mercy." (*Pause in silence for a moment*)

Alleluia: Sing the Alleluia together.



Gospel: "This is a reading from the Gospel of Matthew."

Children: "Glory to you, Lord." (*Three crosses - Lord be in my thoughts, in my words, and in my heart*)

The Sunday Book of Readings Adapted for Children, p. 114-115

"The Gospel of the Lord."

Children: "Praise to you, Lord Jesus Christ."

Dialogue: "Both of the readings today focus on forgiveness."

"In the first reading, God tells us that we should forgive people who hurt us. Why is this sometimes a hard thing to do?" (**share**) "But the reading points out that we expect God to forgive us. If we expect to



be forgiven, we should also be able to forgive others. We all make mistakes and should be given a chance to try again."

"Peter asked Jesus how many times he should forgive someone who treats him badly. Do you remember Jesus' answer?" (*share* - seventy times seven --- 490 times!)"

"In the story, why did the king want to sell the servant and his family as slaves?" (*share* - he owed money) "What did the king do when the man begged?" (*share* - forgave him) "Another man owed the servant money. But when he begged the servant, what did the servant do to him?" (*share* - put him in prison) "The king was angry that he forgave the servant, but the servant didn't forgive the other man. Who do you think is like the king in the story?" (*share* - God) "We are like the servants. God forgives us all the time and every single time, but he also expects us to forgive others all the time and every single time. Just think what kind of homes, classrooms, playgrounds, etc. we'd have if everyone would remember these words of Jesus."

Intentions:



"Let us pray: (*The intentions may be read by the children*)

That we will say 'I'm sorry' when we have treated others badly, we pray to the Lord.

Children: "Lord, hear our prayer."

That we will forgive others when they treat us badly, we pray to the Lord.

Children: "Lord, hear our prayer."

Encourage the children to share their own intentions

Song:

Choose from *Catholic Book of Worship III*, your parish hymnal, or other sourced song book. Be sure it is related to the theme of today.

Closing:

Discuss the Home Assignment and select readers for the following week; all parents should be encouraged to read next week's readings with their children.



Name: _____

Date: _____

HOME ASSIGNMENT

24th Sunday in Ordinary Time (Cycle A)

1. Think of a time when one of your friends, or your brother or sister, did something wrong and then said sorry. Why is it sometimes difficult to forgive people who've done something wrong to you?

2. Why is it good to forgive people who've done something wrong to you?

3. Draw a picture of two friends, one apologizing and the other forgiving. You might want to draw Jesus in the background...smiling.

A large, empty rectangular box with a blue border, intended for the student to draw a picture of two friends, one apologizing and the other forgiving, with Jesus in the background.



25th Sunday in Ordinary Time (Cycle A)

(Green Cloth)



Welcome: "Good morning boys & girls. Welcome!"

Announcements: Make any necessary announcements before the liturgy begins.

Candle/Book: Choose a child to process with the candle and a parent the book.

Song: *Open Our Hearts* (by Christopher Walker)

Sign of the Cross: Lead the children in making the Sign of the Cross.

First Reading: "This is a reading from the prophet Isaiah." *(Readings may be proclaimed by a parent)*

The Sunday Book of Readings Adapted for Children, p. 116

"The Word of the Lord."

Children: "Thanks be to God."

Responsorial Psalm: **Children's Response:** "O God, you are very near. We call to you. You are very near."

Verse 1: "For everything you do is kind and loving. Everything you do shows us how much you love us."

Verse 2: "For you are always near, and full of mercy. You are always near, we pray that you will hear us." *(Pause in silence for a moment)*

Alleluia: Sing the Alleluia together.



Gospel: "This is a reading from the Gospel of Matthew."

Children: "Glory to you, Lord." *(Three crosses - Lord be in my thoughts, in my words, and in my heart)*

The Sunday Book of Readings Adapted for Children, p. 117-118

"The Gospel of the Lord."

Children: "Praise to you, Lord Jesus Christ."

Dialogue: "In the first reading, Isaiah talks about the ways of God, which are very different from our ways. When we find that someone has done something wrong, we expect them to be punished. Are you always punished when you do something wrong?" (**share**) "Are there times



when your parents or your teachers just tell you not to do it again and you aren't really punished?" (*share*) "God does not always punish us either. God shows mercy and forgiveness."

In the Gospel, the parable Jesus tells is meant to show how generous God is. We expect people to get rewarded based on how much work they do. But God's ways are different. God shows generosity to those who seem to deserve it the least."

"In the Gospel, Jesus told an exaggerated story (it's called a parable) in order to explain things more simply. Who was Jesus talking about when he told the story of the owner of the grape farm?" (*share* - God) "If the owner paid \$5 for a day's work, how much did he pay the workers who started to work in the morning?" (*share*) "...the workers who started at lunch time?" (*share*) "...the workers who started at 5:00 p.m.?" (*share*) "Was it fair that the owner paid all the workers \$5 even though some worked less than others?" (*share*) "A long time ago, when Jesus told the story, people believed only certain people were loved by God. They thought that if you sinned or made mistakes God would not love you. But Jesus wants us to know that God also loves those who try to be good. Some people take a long time before they can do what is right, like the workers who started later in the day. God's love is very big! God loves everyone, from those who are good all the time to those who still try to be good. Even though it's very hard, we need to always try to be good!"

Intentions:



"Let us pray: (*The intentions may be read by the children*)

Help us not to grumble when others are kind and generous, we pray to the Lord.

Children: "Lord, hear our prayer."

Help us not to grumble when we are asked to do something, we pray to the Lord.

Children: "Lord, hear our prayer."

Encourage the children to share their own intentions.

Song:

Choose from *Catholic Book of Worship III*, your parish hymnal, or other sourced song book. Be sure it is related to the theme of today.

Closing:

Discuss the Home Assignment and select readers for the following week; all parents should be encouraged to read next week's readings with their children.



First part of the Rite of Baptism (25th Sunday)

SIGNING OF THE CHILDREN WITH THE CROSS

Making a Mosaic Cross

PRIOR TO THIS SESSION YOU WILL NEED TO HAVE THE MOSAIC CROSS READY FOR ASSEMBLY. ALL THE PIECES NEED TO BE CUT FOR DECORATION. MAKE SURE YOU KEEP A MASTER PLAN OF THE CROSS, SO THAT IT CAN BE ASSEMBLED CORRECTLY.

- You will need to know the exact number of children preparing to celebrate the sacraments.
- Cut out a large cross from brown paper or cardboard. Make sure that it is at least 70 cm (28 inches) long and 15 cm (6 inches) wide.
- Place two 70 cm x 55 cm (28 inch x22 inch) piece of construction paper one on top of the other.
- Trace the shape of the cross onto the top sheet, pressing down heavily to leave an impression on the bottom sheet.
- Pressing heavily, mark off as many shapes as the total number in (1) so that the inside of the cross resembles a large puzzle.
- Separate the sheets. If the impression of the shapes on the bottom paper is not too clear, trace over these shapes and add similar shapes to the rest of the paper to give the appearance of a large puzzle.
- Number each piece of the cross on the bottom sheet, and lightly pencil these same numbers on the fronts of the corresponding pieces of the cross on the top sheet.
- Cut out the pieces of the cross from the top sheet only. You might wish to trace these onto coloured fabric or felt.

Using material

Make sure that it is at least 70 cm (28 inches) long and 15 cm (6 inches) wide. You may want to outline a large cross with zig-zag stitching. Using different coloured felts, cut enough pieces to fit the cross using the above directions. It is best to use different cuts so that no two pieces are the same.

Other materials needed

- Name tags
- Glitter glue
- Felts
- Masking tape
- Felt markers
- Refreshments
- Handout for families



Welcome / Introductions

Gathering prayer

DEAR GOD,
BLESS THIS TIME WE WILL SPEND TOGETHER.
HELP US TO COME TO KNOW YOU BETTER.
OUR FATHER

Evaluate the parish celebration(s) with the children and their parents. How did they feel when they were called by name?

- Invite each child to take a piece of the cross and decorate it.
- While this is happening tell parents to write the name of their child on the masking tape and attach it to their hand. The children are not to see this until later in the session.

Once the cross is assembled

Share how it takes us all to make the cross:

- The cross illustrates our unity as one family, the family of Christians.
- We are all different, unique.
- We treasure the cross because it is a sign not only of the death of Jesus but also of his resurrection. In the cross (demonstrate how much God loves us—a hug)
- A long time ago, Christians saw the cross as such a great treasure that they would cover it with precious jewels or make crosses out of jewels. Each one of you (family) is like a precious jewel on the cross.

Remembering Baptism

Question to the children:

“Do you know when you were marked by the Sign of the Cross for the very first time?

- When your parents brought you to the Church to be baptized, your parents and godparents were met at the church door and asked “what name do you give your child?
- Next the priest asks what the parents want for this child and they answer: baptism.
- The priest then tells them how they must help their child learn to be a friend and follower of Jesus, and he asks the godparents and the faith community if they will help.

Then there is a special moment. The priest says the baby’s name _____, the Christian community welcomes you with great joy!” He traces the sign of the cross on your forehead and says “I claim you for Christ ...” You are marked as a Christian and you belong to the Lord Jesus. He invites parents, godparents, brothers and sisters to do the same. The priest says our name many times during the rite of baptism

Celebration

We will now move to the place set aside for our ritual catechesis.



Ritual Experience

PROCESSION (COME)

A team member gathers those selected for the procession and invites them to go to the back of the room where they will be given the objects that they will carry in the procession. The procession gathers around the prayer table so as not to block people's view. Soft music will be playing while the procession takes place.

Presider:	<i>In the name of the Father+, and of the Son, and of the Holy Spirit.</i>
All:	<i>Amen.</i>
	Let us pray for the gift of God's Spirit as we begin our journey to the table of the Lord.
	Loving God, you gather us to celebrate and to give thanks that you have called us by name. Bless these symbols as they help us remember that you are with us.
	<i>One child spreads the cloth on the table</i>
	May this table be a sign that we are all one family sharing our life together.
	<i>The candle bearer holds the candle high, and after the prayer (below) places the candle on the table.</i>
Presider:	May this candle remind us that Jesus, our light, shows the way to you.
	<i>The cross bearer holds the cross high and, after the prayer below, places the cross on the table.</i>
	May this cross always be a sign to us of your great love.
	<i>The book bearer holds the Lectionary (Bible) high and, after the prayer below, places the book on the table.</i>
	May the Word be rich food for our minds and hearts.
	This we ask through your Son, Jesus our Lord.
All:	<i>Amen.</i>

THE WORD OF GOD (LISTEN)

	Now we will listen to a story from the book of God's word about a child whom God called by name.
	<i>A Team leader leads the group in a "Listen" song (from Music for Children's Liturgy of the Word, Christopher Walker and Paule Freeburg DC, Oregon Catholic Press)</i>
Presider:	(actions)
	<ul style="list-style-type: none"> • Listen with your heart • Listen to the Good News • Hear what God is saying to you and me.
	(repeat)



Proclaimer of the Word: 1 Samuel 3:1–11
The Word of the Lord
 All: *Thanks be to God.*

OPTION 1

To engage the children even more in the story, he/she indicates that he/she will read it again.

Presider: This time, let's imagine that God is calling you by name. Everyone can call out, "Here I am"
 When God says, "Samuel, Samuel," the third time you can respond, "Speak, Lord, I'm listening."
Invites each family or group of families to talk about the story using the following questions:

- What did you hear in this story?
- What did Samuel learn? [God was calling him by name]
- How are we like Samuel? When are we called by name?
- What did Samuel say to the voice in the night? ["Speak to me, Lord, I'm listening."]
- What is God inviting you to do this week? Or, how can you say "Yes" to God's call?

In these or similar words:

I want to tell you now about another friend of God, who, like Samuel, learned to listen to God. His name is Isaiah.

Catechist 2: *The catechist opens the Bible*

One day Isaiah heard the voice of the Lord saying, "Whom shall I send, and who will go for us?" And Isaiah answered, "Here I am; send me! (Is. 6:8)

He was ready, like Samuel, to hear God's call and bring God's word to the people.

Once when the people were very sad and discouraged and wondered if God had forgotten them, this is what Isaiah heard:

"Can a woman forget the baby at her breast? Even if a mother could forget, I will never forget you. I have carved you on the palms of my hands" (Is. 49: 15, 16)

Invite parents to form a large circle around the room while the children remain in their places. Then ask the parents from left to right, to read what they have written on their hands. After all the names have been called, invite the children to go to their parents and see their names. Then both children and parents return to their seats.



THE CALL (Do)

	As God called Samuel and Isaiah,. So God calls each one of us to become full members of our Christian community. Your parents and teachers believe you are ready for the next step.
	Yes, you are invited to join everyone at the Lord's table. Are you ready to say the words of Samuel, "Here I am!"?
Presider:	<i>Invites each child forward with their parents, who place their hands on the child's head or shoulder:</i>
	Clasps hands of child and says: N_____, in Jesus' name, I call you to become a full member of God's holy people.
Child:	Here I Am!
	<i>After all have answered:</i>
Presider:	You have answered God's call. You too can say, Speak, Lord, I'm listening!" Go now and continue to hear God's voice and to say "Yes" with love.

REFRESHMENTS

Reflecting on the Celebration

	<i>Invites the group to reflect on the following:</i>
	<ul style="list-style-type: none"> • What did you like especially about tonight? • What did you learn about God? • Why do you think your name is so important?
Catechist:	<ul style="list-style-type: none"> • How do we have listening hearts?
	We shared food that nourished our bodies. Was there anything that nourished our hearts?
	Remind the group that God calls each one of us every day to live as faithful followers and friends of Jesus. A prayer that will help us to have listening hearts is the prayer of Samuel "Speak, Lord, I'm listening."

Continuing the journey at home

Work together on "My Baptism Story" (see *Come Spirit of God Family Book*, page 8; or *Alive in the Spirit Family Book*, page 9) and have it completed for our next session. Ask everyone to leave their name tags in the basket.

Blessing



Name: _____

Date: _____

HOME ASSIGNMENT

25th Sunday in Ordinary Time (Cycle A)

1. In the parable that Jesus told, the owner of the vineyard paid every worker the same amount, even if they worked different hours. How do you feel about this? Do you think this is fair?



2. The owner of the vineyard is supposed to be generous like God. How do you think God shows how generous he is?

3. Draw a picture of how you could be generous and kind to someone.

A large, empty rectangular box with a thin blue border, intended for a student to draw a picture illustrating how they could be generous and kind to someone.



26th Sunday in Ordinary Time (Cycle A)

(Green Cloth)



Welcome: "Good morning boys & girls. Welcome!"

Announcements: Make any necessary announcements before the liturgy begins.

Candle/Book: Choose a child to process with the candle and a parent the book.

Song: *Open Our Hearts* (by Christopher Walker)

Sign of the Cross: Lead the children in making the Sign of the Cross.

First Reading: "This is a reading from the prophet Ezekiel." (*Readings may be proclaimed by a parent*)

The Sunday Book of Readings Adapted for Children, p. 119

"The Word of the Lord."

Children: "Thanks be to God."

Responsorial Psalm: **Children's Response:** "We will live with you, O God, we will live forever."

Verse 1: "When we do what is right."

Verse 2: "When we speak the truth."

(Pause in silence for a moment)

Alleluia: Sing the Alleluia together.



Gospel: "This is a reading from the Gospel of Matthew."

Children: "Glory to you, Lord." (*Three crosses - Lord be in my thoughts, in my words, and in my heart*)

The Sunday Book of Readings Adapted for Children, p. 120

"The Gospel of the Lord."

Children: "Praise to you, Lord Jesus Christ."

Dialogue: "In the first reading God is very clear about how we act. If we sin, then we will be punished. But if we do something wrong, are sorry about what we've done, ask forgiveness, and then we do what's right, God will not punish us. It's hard to always do the right thing. Is there anything that you've done wrong in the past week that you'd like to share?" (**share**) "God knows that we'll make mistakes, but he



hopes that we will learn from our mistakes. He always tries to give us the opportunity to change."

"In today's story Jesus is telling us, 'don't just say it, but do it'. Love is shown by not only saying but by doing. In the story Jesus told us, the father said the same thing to both sons. What did he say?"
 (share - work in the vineyard) "What was the first son's answer?"
 (share - no) "What was the second son's answer?" (share - yes) "But what really happened? The first son said he wouldn't work, but what happened?" (share - he changed his mind) "The second son said he would work, but what happened?" (share - he didn't work) "Jesus is telling us what really matters is what we do. If your mother asks you to clean your room and you say yes, but instead you play on your computer, are you doing what God wants you to do?" (share) "If you say you will be home right after school, but instead you play with your friends, are you doing what God wants you to do?" (share)

"It is so easy sometimes to say things but not always that easy to do them. We should always try to do what God wants us to do. And if we make mistakes, we should learn from them and try not to make the same mistake again. God does not hold past sin against us. He hopes that we will always try to be the best person we can be."

Intentions:



"Let us pray: *(The intentions may be read by the children)*

That we don't hurt others when we say we'll do something and then we don't, we pray to the Lord.

Children: "Lord, hear our prayer."

That we don't grumble when we are asked to do a little extra work, we pray to the Lord.

Children: "Lord, hear our prayer."

Encourage the children to share their own intentions

Song:

Choose from *Catholic Book of Worship III*, your parish hymnal, or other sourced song book. Be sure it is related to the theme of today.

Closing:

Discuss the Home Assignment and select readers for the following week; all parents should be encouraged to read next week's readings with their children.



Called by Name (26th Sunday)

I AM SPECIAL

Catechist Reflection

God loves each of us from the moment of our life begins. In God we find a caring presence. God never fails to love, never fails to see the good in us. In relationship to God, we come to see ourselves as people who are loved and who are good.

God is the initiator of love. Love is God's gift to us. We do not need to understand, to prove, to earn it; we merely need to accept this unconditional gift.

Throughout our lives – even as adults – we search for a sense of ourselves. We look for ways to understand who we are and to know ourselves as accepted and good.

Our children are bombarded with many messages that tell them they are never good enough. The world around them says, “You can never be too rich, too powerful, too smart, too attractive” What they hear is “You can never be good enough.”

In God's love, we experience a very different message. In Scripture, and throughout history, God has shown us a love that does not demand that we be “good enough.” Rather, God loves us freely and in full knowledge of who we are - good and not-so-good.

It is no mistake that we are creatures who live “in relationship.” It is in and through personal relationships that we come to experience God's love for us. As we accept and love one another, we begin to bring to light the God who is always with us.

Goals

- Lead the children to the understanding that they are special and loved by God.
- Help them remember that they were called by name at their baptism.
- Realizing the importance of our name.

You will need the following:

- A welcome place to gather
- Name tags
- Prayer Table with cloth (liturgical colour) – cross reference
- Processional Cross
- Lectionary
- Candle(s)
- 4 x 6 inch pieces of card stock
- Colour pencils, markers, pencils, glitter and glue

Welcome / Introductions



Opening Prayer

WE PRAISE YOU, LOVING GOD,
 FOR YOUR WORD, JESUS CHRIST.
 GIVE US YOUR HOLY SPIRIT
 TO LISTEN TO YOUR WORD WITH OUR EARS,
 TO TREASURE IT WITH OUR HEARTS
 AND TO LIVE IT WITH OUR LIVES.
 WE ASK YOU THIS THROUGH YOUR WORD JESUS CHRIST
 WHO LIVES AND REIGNS WITH YOU IN THE UNITY OF THE HOLY SPIRIT,
 ONE GOD FOREVER AND EVER. AMEN

Revisit last week's gathering. Take time to hear their baptism stories.

Make the Connection between The Cross and being Called By Name

Remember last week when we heard the story of Samuel and how he responded to God calling him. Does anyone remember how Samuel answered God's call?

At our birth, our parents gave us a special name.

Leader:

The first question that comes up at Baptism is "What name do you give your child?" Isn't it wonderful to think that the name our parents gave us is the one God uses too!

Next the priest asks what the parents want for this child, and they answer: Baptism

The priest then tells them how they must help their child learn to be a friend and a follower of Jesus, and he asks the godparents and the faith community if they will help.

Then there is a special moment. The priest called us by name and said " the Christian Community welcomes you with great joy. He traces the sign of the Cross on our foreheads and said "I claim you for Christ". We became members of God's Family.



Ritual Experience

PROCESSION (COME)

A team member gathers those selected for the procession and invites them to go to the back of the room where they will be given the objects that they will carry in the procession. The procession gathers around the prayer table so as not to block people's view. Soft music will be playing while the procession takes place.

Presider: *In the name of the Father+, and of the Son, and of the Holy Spirit.*

All: *Amen.*

Let us pray for the gift of God's Spirit as we begin our journey to the table of the Lord.

Loving God, you gather us to celebrate and to give thanks that you have called us by name.
Bless these symbols as they help us remember that you are with us.

One child spreads the cloth on the table

May this table be a sign that we are all one family sharing our life together.

The candle bearer holds the candle high, and after the prayer (below) places the candle on the table.

Presider: May this candle remind us that Jesus, our light, shows the way to you.

The cross bearer holds the cross high and, after the prayer below, places the cross on the table.

May this cross always be a sign to us of your great love.

The book bearer holds the Lectionary (Bible) high and, after the prayer below, places the book on the table.

May the Word be rich food for our minds and hearts.

This we ask through your Son, Jesus our Lord.

All: *Amen.*

THE WORD OF GOD (LISTEN)

Now we will listen to a story from the book of God's word about a child whom God called by name.

Responsorial Psalm: (sung)

Here are two suggestions:

Option 1: *Listen with your Heart*

Presider: (actions)

- Listen with your heart
- Listen to the Good News
- Hear what God is saying to you and me.

(repeat)



	Option 2:
Presider:	“God we come to worship you Open our hearts to listen to you, Open our hearts to listen to you.”
	(Both options come from Christopher Walker’s <i>Liturgies for Children</i>)
Proclaimer of the Word:	Gospel: Reading from the Gospel of Mark 9: 38 – 41 <i>The Word of the Lord</i>
All:	<i>Thanks be to God.</i>
Presider:	Reflection on the Gospel – Jesus teaches us that he wants everyone to do good. We are all part of the same group or family if we belong to Christ. The Holy Spirit may act in and through anyone.
	OR
Proclaimer of the Word:	A reading from 1 John 1:1 – 4 <i>The Word of the Lord</i>
All:	<i>Thanks be to God.</i>
Presider:	Reflection on the Reading – John wants to share with us his joy in having seen and heard and touched Jesus, the Word of Life.
	The Parish Community will hand on the “Good News” for the same reason as John.

REFRESHMENTS

Making a Name Card

- Invite the children to decorate their name cards with a symbol of themselves or perhaps the meaning of their name. For example:

K – ind

E – veryone loves me

V – aluable

I – rish

N – ice

- These cards will be used during the Rite of Enrollment the following weekend

The importance of our Name

- How would you feel if people never called you by your name but just said “Hey You?...”
- Scripturally, a name is not only what the person is called but also who the person is - the special meaning of that person. Our name sets us apart from everyone else.



The following weekend, the Rite of Enrollment and Presentation of Bibles will be celebrated during Mass. This rite takes place after the homily. (The Rite is enclosed)

You may want to rehearse the Rite with the children and their parents.

Closing Prayer

Through the gift of your Spirit, loving God, the early followers of Jesus proclaimed the joy of the Good News to people everywhere.

Presider: Give us that same joy and help us to share it with all people.

We ask this through Jesus Christ who lives and reigns with you in the unity of the Holy Spirit, One God for ever and ever.

All: *Amen.*

Family Activity

Children, you may want to ask your parents why they choose the name you have. I am quite sure there are some special stories to share.

Does your family have a group of stories that are told and retold at family gatherings? If so, share one or more at a family meal along with what you think the story tells people about the family.

What would happen if that story never got told again, if it were forgotten?

When we forget the stories we forget the important aspects of who we are as a person or as a family. Make the parallel with Scriptures. Without these stories we forget we are the people of God.



Name: _____

Date: _____

HOME ASSIGNMENT

26th Sunday in Ordinary Time (Cycle A)

1. In the reading we learned that God will forgive us if we are sorry about what we have done. God does not hold a grudge or keep a list of the bad things we've done. Why do you think God is so forgiving?

2. In the parable that Jesus told, the father asked both sons to work in the vineyard. One said he would, but he didn't. The other said no but actually did help in the vineyard. Who was the better son? Explain your answer.

3. Draw a picture of a chore/job you could do at home to obey your parents.

--	--



27th Sunday in Ordinary Time (Cycle A)

(Green Cloth)



Welcome: "Good morning boys & girls. Welcome!"

Announcements: Make any necessary announcements before the liturgy begins.

Candles: Select one child to help light the candles.

Song: *Open Our Hearts* (by Christopher Walker)

Sign of the Cross: Lead the children in making the Sign of the Cross.

First Reading: "This is a reading from the prophet Isaiah." (*Readings may be proclaimed by a parent*)

The Sunday Book of Readings Adapted for Children, p. 121

"The Word of the Lord."

Children: "Thanks be to God."

Responsorial Psalm: **Children's Response:** "We are your vine, take care of us. We are your vine, watch over us."

Verse 1: "We have done wrong, but now we pray."

Verse 2: "Save us O God, for now we pray."

(Pause in silence for a moment)

Alleluia: Sing the Alleluia together.



Gospel: "This is a reading from the Gospel of Matthew."

Children: "Glory to you, Lord." (*Three crosses - Lord be in my thoughts, in my words, and in my heart*)

The Sunday Book of Readings Adapted for Children, p. 122-123

"The Gospel of the Lord."

Children: "Praise to you, Lord Jesus Christ."

Dialogue: "In the first reading, the owner of the vineyard took very good care of his grape vines. Why did he get frustrated?" (**share** - the grapes were bitter) "God is like the vineyard owner. God has taken very good care of us. Why does God get frustrated?" (**share** - some people are mean, don't go to church, sin, etc.) "What does God want



from us?" (**share** - good behaviour, kindness, sharing, etc.) "It is not always easy to do the right thing, but God would like us to try."

"Jesus tells another story in today's Gospel. Who do you think Jesus was talking about when he mentioned the owner of the grape vineyard/garden?" (**share** - God) "God sent many holy prophets to teach the people about God. Some people listened, but many did not, and they killed the prophets. When the owner sent his servants they were killed. Then what did he do?" (**share** - sent his son) "Who did God send for us?" (**share** - Jesus) "What happened to Jesus?" (**share** - killed) "The owner of the grape vineyard punished the wicked people and gave the vineyard to good people."

"God wants us to be 'good people' who do what is right. He wants us to accept Jesus, his Son, and do things that Jesus would be happy about. What things could you do this week to make Jesus and God happy?" (**share** - be kind, helpful, honest, generous, etc.) "Try to make Jesus proud this week as you go to school and spend time at home."

Intentions:



"Let us pray: (*The intentions may be read by the children*)
That God will bless our moms, dads, and teachers who tell us about God, we pray to the Lord.

Children: "Lord, hear our prayer."

That God helps us to always be 'good people', we pray to the Lord.

Children: "Lord, hear our prayer."

Encourage the children to share their own intentions

Song:

Choose from *Catholic Book of Worship III*, your parish hymnal, or other sourced song book. Be sure it is related to the theme of today.

Closing:

Discuss the Home Assignment and select readers for the following week; all parents should be encouraged to read next week's readings with their children.



Baptized with Water (27th Sunday)

Supplies and Environment

- Name tags
- A chair, mat or cushion for each person present
- A table
- A white tablecloth with the liturgical colour of the season
- A Cross
- A Bible or Lectionary
- A copy of the adapted text of John 3: 1-16 (from Come Spirit of God, Leader's Guide, page 110; Margaret Bick, Catherine Ecker, Novalis)
- A large empty bowl
- A jug (or several jugs if desired) of water
- Refreshments

Prepare Ritual Area

Arrange in a circle or semi-circle comfortable age-appropriate chairs, mats or cushions for each person. Be sure everyone will have a clear view of the centre.

Place a table in the centre. If you don't have a table, or if the candidates will be sitting on the floor, put the cloth on the floor. (Be sure that it is large enough to also hold a jug of oil, a Baptismal garment and a large candle, which will be added in future sessions).

Goals

To help the candidates:

- become aware that God speaks to us in the actions of sacramental rituals used in the celebration of Baptism
- gain an understanding of why water is used in the celebration of Baptism
- be introduced to Confirmation as a sacrament in which God strengthens us for the life to which we were called at Baptism: life at the Eucharistic table and in the world.

Gathering

Today water will be an important part of our session. How many different ways have you used water today?

(Discussion to include acting out each use of water)

Leader:

We are going to move to another space where we will pray and sing and use water in a special way. You will need to use all your five senses—sight, sound, touch, smell, taste, plus your memory.

Teach the group the words and actions to the refrain that will be used throughout this session



Leader:	<i>(Raise arms straight up twice with energy and vigour)</i>
	<i>Blessed be God!</i>
All:	<i>O blessed be God!</i>
Leader:	<i>(Raise arms straight up twice with energy and vigour)</i>
	<i>Who calls you by name,</i>
All:	<i>Who calls you by name,</i>
Leader:	<i>(Sign of the Cross)</i>
	<i>Holy and chosen one!</i>
All:	<i>Holy and chosen one!</i>

RITUAL EXPERIENCE – WATER BATH

Procession (Come)

The procession will consist of the following:

- The adult who is not leading the ritual will carry a cross
- A candidate to carry the cloth
- A candidate to carry the Lectionary
- A candidate to carry a large empty bowl
- Candidates to carry the jug(s) of water

Team leader will ask those selected for the procession to go to the back of the room where someone waits to hand them the objects they will carry.

Invite the group to be quiet and waits for a few minutes until silence settles.

The procession gathers around the prayer table so as not to block people's view

	In the name of the Father +
Presider:	and of the Son
	and of the Holy Spirit.
All:	<i>Amen.</i>
	Let us pray for the gift of God's Spirit as together we continue our journey to the table of the Lord.
	Loving God, You gather us to celebrate and to give thanks that you have called us by name. Bless these symbols as they help us remember that you are with us.
Presider:	One candidate spreads the cloth on the table.
	<i>May this table be a sign that we are all one family sharing our life together.</i>
	The Cross bearer holds the cross high and, after the prayer below, places the cross on the table.
	<i>May this cross always be a sign to us of your great love.</i>



The Book bearer holds the Lectionary (or Bible) high and, after the prayer below, places the book on the table.

May the Word be rich food for our minds and hearts.

The Candle bearer holds the candle high, and after the prayer below, places the candle on the table.

May this candle remind us that Jesus our light shows us the way to you.

Presider:

Candidate holds the empty bowl high, and, after the prayer below, places the bowl on the table.

May this empty bowl remind us of the desert of our lives and our need for living waters that only God can provide.

Candidate(s) hold the jug(s) of water high, and after the prayer below, place(s) the jug(s) the table.

May this water remind us of our Baptism

This we ask through your Son, Jesus our Lord.

All: ***Amen.***

On the day of your Baptism you were claimed for Christ. As you prepare to celebrate the sacraments of Confirmation and Eucharist, the Christian community holds you in its heart. Remember that God loves you.

Presider:

Presider goes to each one present, and signs each one on the forehead with the Sign of the Cross, using the whole hand, saying:

(Name) the Christian community greets you joyfully again today with the sign of Jesus' Cross, by which he has claimed you

The Word of God (Listen)

Now we will listen to a story from the book of God's Word where Jesus tells us that "no one can live in the kingdom of God without being born again of water and the Spirit."

Presider:

A Team leader leads the group in the "Listen" song (from Music For Children's Liturgy of the Word, Christopher Walker and Paule Freeburg, DC, Oregon Catholic Press.)



	<i>Listen with your heart</i> (action: Point to ears, then place hands crossed over heart)
	<i>Listen to the Good News</i> (action: Point to ears and hold out palms of hands)
Leader:	<i>Hear what God is saying</i> (action: Point to ears, then point to sky)
	<i>To you and me</i> (action: Point to each other and yourself.)
	(Repeat)
Proclaimer of the Word:	<i>John 3:1–16</i>
	<i>The Word of the Lord</i>
All:	<i>Thanks be to God.</i>
Proclaimer of the Word:	<i>Return the Bible to its place on the table.</i>
	As we prepare to celebrate the Sacraments of Confirmation and Eucharist we enter again into the celebration of our Baptism and explore what God has done for us through water.
	<i>The Presider takes the jug of water and holds it aloft for all to see, saying:</i>
Presider:	Blessed are you, Lord our God. Father, Son and Holy Spirit, in water you tell us of the wonders of your power and love.
	<i>(Sing or say) Team Leader will model the gestures for the participants.</i>
	Blessed be God! O blessed be God!
All:	<i>Blessed be God! O blessed be God!</i>
	<i>Pour about one quarter of the water into the bowl and say:</i>
Presider:	Blessed are you, Lord our God. At the beginning of time, You created the world and separated the land from the waters of the sea and sky and life came forth in goodness and holiness.
	<i>(Sing or say) Blessed be God! O blessed be God!</i>
All:	<i>Blessed be God! O blessed be God!</i>
	<i>Pour another quarter of the water into the bowl and say:</i>
Presider:	Blessed are you, Lord our God. When Moses and his people were living as slaves, You led them through the waters of the Red Sea to freedom in a new land where they would live as a sign of your love for all people.
	<i>(Sing or say) Blessed be God! O blessed be God!</i>
All:	<i>Blessed be God! O blessed be God!</i>
	<i>Pour another quarter of the water into the bowl and say:</i>
Presider:	Blessed are you, Lord our God. When John baptized Jesus in the waters of the Jordan River, You announced that he is your beloved Son.
	<i>(Sing or say) Blessed be God! O blessed be God!</i>
All:	<i>Blessed be God! O blessed be God!</i>



Pour the remainder of the water into the bowl and say:

Presider: Blessed are you, Lord our God. After he rose from the dead, Jesus told his followers, “Go out and make disciples of all nations baptizing them in the name of the Father, and of the Son, and of the Holy Spirit.”

(Sing or say) **Blessed be God! O blessed be God!**

All: ***Blessed be God! O blessed be God!***

(DO)

Put your hands as far into the water as possible and show that you enjoy the experience of the water. Smile; show delight. The candidates will follow your example. Your actions will give the candidates permission to have fun and enjoy the water too. It is possible to “play” in the water with respect. The intent is to experience the water, on your face, picking up handfuls of water and allowing it to run through your fingers.

Step back and use an open arm gesture to invite the group forward one by one. Say:

Come to the water.

Come in silence.

Put your hands into the water as far as you can.

Feel the water on your face and arms.

Presider: ***Enjoy the water in silence***

It is important that the candidates participate in this activity far beyond the usual dipping of a finger and sign of the Cross. If they are reluctant, invite them individually by gesture or by name.

After each person has gone to the water, they should return and remain standing at their places. Once everyone has had a turn, gesture for all to sit.

After a few moments of silence, gesture for everyone to stand. When all are standing, say:

Loving God, everything we see and hear, everything we smell, taste and feel, everything that happens in life, gives us a hint of what you are really like. Help us to understand your love and guide us to live loving lives, as sisters and brothers in your family.

We ask this in the name of Jesus and in the power of the Holy Spirit,”

All: ***Amen.***



Getting in touch with the experience

Think about everything that has happened so far. We acted out the ways we have used water today. We experienced God's gift of water here in this room.

Use the following questions, one at a time to help the children to remember the water ritual. Wait for responses. Do not be afraid of silence. Allow everyone a chance to respond before moving on to the next question. Do not pressure anyone to speak. Encourage the candidates to expand their answer beyond one or two words. If a single-word answer is offered, ask "What was splashing?" or "What did the water do?" "What did it sound like?" You can ask for a fuller answer by asking "Can you tell me more about that?"

If candidates are reluctant to answer try one of these ideas:

- Invite one of the more outgoing individuals to begin.
- Choose a moment in the ritual, then repeat the question, e.g., "*When (n) poured the water, what did you hear?*"
- Ask the candidates to recall how the ritual began, then repeat the question.

What did you hear?

Hopefully you will hear: water splashing; people laughing; giggling; water pouring; words spoken; people moving; the leader speaking; interesting words; names; specific events; different forms of water.

Team Leader:

What did you hear the Presider say?

Hopefully you will hear: names (Moses, John the Baptist, Jesus): specific interesting words; specific events.

What did you see?

Hopefully you will hear: lots of water; clean water; water falling; water pouring; a beautiful jug; a large bowl; people using the water; the specific action of a certain individual; everyone enjoyed the water.

What did you do?

Hopefully you will hear: I touched the water; I got water on my sleeve; I watched people.

What did you feel?

Hopefully you will hear: cold or warm water; water on my face and hands; wet arms, hands; my skin feels fresh; my clothes got a little wet; I felt nervous, excited, shy, happy.

Is there anything else you remember?

Close this part of the session by singing or saying:

Blessed be God! O blessed be God!

All:

Blessed be God! O blessed be God!



Refreshments

Catechesis on the Experience

Team Leader: ***Blessed be God! O blessed be God!***

All: ***Blessed be God! O blessed be God!***

Everyone should be sitting in silence for a few minutes. In a soft voice, invite the participants to gaze at the water and remember their experience of the ritual. Recap some of the comments offered by the participants before the break, then say:

God made the world. Everything in the world comes from God and gives us a hint about what God is like. God made water. What does the water say to you about God?

Wait for responses

Hopefully you may hear: God made water; God is good. We had fun with the water; God wants us to have fun and be happy. The water was cool and made me feel fresh and cool; God refreshes the flowers and trees with rain. When you water a see a plant grows and lives; God gives life to all living things. We need water to live; we need God to live.

Once this part is complete, remind the candidates that water was used at their Baptism. Remind them that at their Baptism, water was poured on their head.

Question: Why do you think the Christian community used water, rather than something else when you were baptized?

Team Leader: Lead the children to see that water was used because

- Water is a sign of new life and in Baptism God gives me new life, God's very own life.
- God's life is life forever. God loves me, wants only the best for me, and wants me to live forever with God.

Question: Why do you think the Christian community baptized you?

Hopefully you will hear:

- "My family and the whole Christian Community love me."
- "I am a treasure in their eyes."
- "God loves me forever, more than I can ever know or understand."
- "I am a treasure in God's eyes."
- "God and my family and the whole Christian community want me to have God's life in me."

We now have God's life in us by our Baptism. Everyone who has God's life in them belongs to the family of God because God's life is in them all. They are sisters and brothers forever. Christians around the world are our sisters and brothers forever.



Team Leader: Our sisters and brothers in the Church welcomed us each into God's family at our Baptism. The priest, our parents and godparents (and maybe even some of the other people who were there) drew a cross on our foreheads with their hands, in the way that the Presider did when we began today (tonight). They will love each one of us forever no matter what.

Bringing the Session Home

Question for discussion:

Name some of the times when water is used and reminds us of our Baptism.

Closing Prayer

Our Father . . .

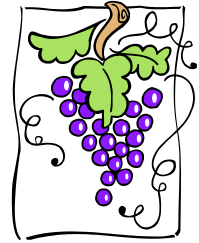
Adapted from Come Spirit of God Leader's Guide, pp. 21 – 33



Name: _____

Date: _____

HOME ASSIGNMENT

27th Sunday in Ordinary Time (Cycle A)

1. In the first reading, the vineyard owner was frustrated because his grapes were bitter, even though he took care of them. God takes care of us. When do you think God would be disappointed with us?

2. God would like us to always be kind and loving. How can you show your love at home?

3. Draw a picture of how you could show you care about people and things at school.

--	--



28th Sunday in Ordinary Time (Cycle A)

(Green Cloth)



Welcome: "Good morning boys & girls. Welcome!"

Announcements: Make any necessary announcements before the liturgy begins.

Candle/Book: Choose a child to process with the candle and a parent the book.

Song: *Open Our Hearts* (by Christopher Walker)

Sign of the Cross: Lead the children in making the Sign of the Cross.

First Reading: "This is a reading from the prophet Isaiah." (*Readings may be proclaimed by a parent*)

The Sunday Book of Readings Adapted for Children, p. 124

"The Word of the Lord."

Children: "Thanks be to God."

Responsorial Psalm: **Children's Response:** "You are my shepherd, you are my friend. I want to follow you always, just to follow my friend."
 Verse 1: "I have all I need. You are my shepherd, your hand is with me."
 Verse 2: "When pathways are dark, you are there guiding me, keeping me safe."
 Verse 3: "You give me to eat. You make me welcome, you fill me with joy."
 Verse 4: "Your goodness I know. Your love will be with me all of my life."
 (*Pause in silence for a moment*)

Alleluia: Sing the Alleluia together.



Gospel: "This is a reading from the Gospel of Matthew."

Children: "Glory to you, Lord." (*Three crosses - Lord be in my thoughts, in my words, and in my heart*)

The Sunday Book of Readings Adapted for Children, p. 125

"The Gospel of the Lord."

Children: "Praise to you, Lord Jesus Christ."

Dialogue: "In the first reading, Isaiah speaks about a time when we will sit at the table and enjoy the richness of God's gifts. There will be no more suffering, no violence, no evil, no tears. All will be joy, and it



will last forever. Isaiah is describing how wonderful it will be in Heaven when we will be with God forever."

"The Gospel doesn't talk about the future; it reminds us that there is reason to celebrate right now. Let's pretend that next week is your birthday. Your parents help you make invitations and send them to your friends. You also buy balloons and prizes. You plan games and decorate the room. You are so excited and can hardly wait for the day. Now, how would you feel if nobody came?" (*share*) "What would you do?" (*share*) "In today's Gospel, the king who gave this big dinner party is like God. Who do you think are the people who are invited?" (*share* - we are) "Some people don't want to be with God and Jesus. So, he invites other people, even sinners (people who have done bad things). They are the ones who are happy to come."

"Jesus invites us to be with him, to live as sisters and brothers and to share in his banquet at Mass on Sundays. Some people don't want to come to church or to live like Jesus. Every Sunday before communion, the priest says, 'Blessed are those called to the supper of the Lamb'. Let's be happy that we were invited and that we chose to be with God at his 'banquet' today."

Intentions:



"Let us pray: (*The intentions may be read by the children*)

That we say 'yes' when God invites us, we pray to the Lord.

Children: "Lord, hear our prayer."

That we say 'thank you' to God for inviting us over and over, we pray to the Lord.

Children: "Lord, hear our prayer."

Encourage the children to share their own intentions

Song:

Choose from *Catholic Book of Worship III*, your parish hymnal, or other sourced song book. Be sure it is related to the theme of today.

Closing:

Discuss the Home Assignment and select readers for the following week; all parents should be encouraged to read next week's readings with their children.



Name: _____

Date: _____

HOME ASSIGNMENT

28th Sunday in Ordinary Time (Cycle A)

1. In the Gospel, the king gave a big party but some of the people he invited didn't want to come. Who would you invite to a special party?

2. How would you feel if all of the people you invited did not want to come to your party? Would you invite them to your next party?

3. Draw a picture of how we celebrate a banquet together at church.

A large, empty rectangular box with a blue border, intended for a drawing.



29th Sunday in Ordinary Time (Cycle A)

(Green Cloth)



Welcome: "Good morning boys & girls. Welcome!"

Announcements: Make any necessary announcements before the liturgy begins.

Candles: Select one child to help light the candles.

Song: *Open Our Hearts* (by Christopher Walker)

Sign of the Cross: Lead the children in making the Sign of the Cross.

First Reading: "This is a reading from the prophet Isaiah." (*Readings may be proclaimed by a parent*)

The Sunday Book of Readings Adapted for Children, p. 126

"The Word of the Lord."

Children: "Thanks be to God."

Responsorial Psalm: **Children's Response:** "All the nations will praise you, and know that you are God."

Verse 1: "Give God glory. Give honour and praise."

Verse 2: "Proclaim salvation day after day."

Verse 3: "Tell the nations God's wonderful deeds."

(*Pause in silence for a moment*)

Alleluia: Sing the Alleluia together.



Gospel: "This is a reading from the Gospel of Matthew."

Children: "Glory to you, Lord." (*Three crosses - Lord be in my thoughts, in my words, and in my heart*)

The Sunday Book of Readings Adapted for Children, p. 127

"The Gospel of the Lord."

Children: "Praise to you, Lord Jesus Christ."

Dialogue: "In the first reading, Isaiah describes what God said to Cyrus, the King of Persia. Do you remember what he said?" (**share** - I am God, there is no other God but me) "Why do you think he said this?" (**share**) "God wanted to make sure that the people knew that God had chosen Cyrus to be their leader, but Cyrus was not to be treated as a God. There is only one true God who is all powerful."



"The Gospel speaks about a time when people tried to trick Jesus. They wanted Jesus to admit that Caesar was a God. You need to know some history around the time of this story."

"During the time of Jesus, the Jewish people lived in the Roman Empire. The leader of the empire was a man named Caesar. The Romans believed that Caesar was a god and they worshipped him. The Jewish leaders wanted to trick Jesus and asked if they should pay taxes/money to Caesar. If Jesus said yes, they could say that he also worshipped Caesar. If Jesus said no, they would tell Caesar, and he would put Jesus in jail. Jesus told them to give back to Caesar what belonged to him, which is the money with his face on it, and give to God what belongs to God, which is everything!"

"Your parents pay taxes every year. The money from taxes help to build roads and schools and parks, to help the poor, to help people who have no jobs, and to help older people who can't work anymore. As Christians, we should help with those things. But we should not worship the leaders of governments, like Caesar. We should only worship God."

Intentions:



"Let us pray: *(The intentions may be read by the children)*

For all those who worship God, we pray to the Lord.

Children: "Lord, hear our prayer."

For our families who bring us to church, we pray to the Lord.

Children: "Lord, hear our prayer."

Encourage the children to share their own intentions

Song:

Choose from *Catholic Book of Worship III*, your parish hymnal, or other sourced song book. Be sure it is related to the theme of today.

Closing:

Discuss the Home Assignment and select readers for the following week; all parents should be encouraged to read next week's readings with their children.



Anointed with Oil (29th Sunday)

Note to Catechist

This session continues to explore the connection between Confirmation and Baptism, this time focusing on the anointing with Chrism that immediately follows the water bath in the Baptism of infants. This anointing is one of the explanatory rites of Baptism that reveals a dimension of the Sacrament not immediately apparent in the water ritual. Chrism is also used in the Sacrament of Confirmation.

Although the anointing following the water bath of Baptism and the anointing in the Sacrament of Confirmation are similar in form, they convey different meanings. At the moment of the post-Baptismal anointing the minister says:

God, the Father of our Lord Jesus Christ, has freed you from sin, given you a new birth by water and the Holy Spirit, and welcomed you into his holy people. He now anoints you with the Chrism of salvation. As Christ was anointed Priest, Prophet and King, so may you live always as a member of his body, sharing everlasting life.

These words show how the Baptismal anointing symbolizes that the newly baptized has become like Christ.

The Confirmation anointing is also related to identity with Christ, but speaks of the anointing with the Spirit that Christ now shares with the Church. After a prayer and laying on of hands, at the moment of Confirmation anointing the minister says: *N_____*, ***be sealed with the Gift of the Holy Spirit.***

The terms “priest,” “prophet” and “king” are used in this session; the candidates do not have to master these terms, but you can explain in these terms:

- A priest is a messenger between God and people, carrying the message of God’s love to the earth and prayer from the earth back to God.
- A prophet is a person who reminds people of God’s truth and God’s ways
- A true king is a person whose job is to look after those he is in charge of; rules are for the good of the people, not for the king.

Background

The Church uses three sacred Oils; Oil of the Sick, Oil of the Catechumens, and Oil of Chrism.

- The Anointing of the Sick is for comfort, strength and healing in times of sickness. Often a person suffering from a serious illness or facing major surgery asks to celebrate the Anointing of the Sick.
- The Anointing of Catechumens is for strengthening the catechumen (unbaptized) on his or her journey. Babies may be anointed with the Oil of Catechumens before Baptism. This is known as a preparatory rite.
- The third sacred Oil is Chrism. Chrism is perfumed oil used in four anointings:
 1. In an explanatory rite in the Baptism of someone who will not be confirmed immediately
 2. In the celebration of the Sacrament of Confirmation
 3. In the celebration of the Sacrament of Holy Orders
 4. In the anointing of the church walls and the altar within the Rite of Dedication of a Church and an Altar.



Goals

This session is intended to help the candidates:

- Understand why the Oil is used in the celebration of Baptism
- Understand that Baptism calls us to a special way of life
- Continue to learn how in Confirmation God strengthens us for the life to which we were called at Baptism; life at the Eucharistic table and in the world.

Supplies and Environment

- Name tags
- A chair, mat or cushion for each person present
- A table
- A white tablecloth with the liturgical colour of the season
- A Cross
- A Bible or Lectionary opened at Luke 4:16 – 21
- A candle
- A bowl of water
- A jug of perfumed olive oil – NOT REAL CHRISM – it is important to use a sufficient amount of the scent so that the perfume is apparent to all (Friar's Balsam is available in some specialty shops)
- A large empty bowl (placed near or under the table for ease access)
- A supply of paper towels or wipes (placed near or under the table for easy access)
- Refreshments

Prepare Ritual Area

Arrange as in the previous session.

Gathering

Welcome and introductions

Leader:	<i>(Raise arms straight up twice with energy and vigour)</i>
	Blessed be God!
All:	<i>O blessed be God!</i>
	<i>(Cups hands around mouth)</i>
Leader:	Who calls you by name
All:	<i>Who calls you by name</i>
	<i>(Sign of the Cross)</i>
Leader:	Holy and chosen one!
All:	<i>Holy and chosen one!</i>
Leader:	<i>Revisit together their Baptismal story. If they have completed the take home sheet, gather the information and keep it for a later session on Confirmation (sealing)</i>



*Introduce the Symbol of Oil. Think of all the different kinds of oil you use at home. If necessary, you can remind them that there are many different types of **oil**: cooking **oil**, baby **oils**, bath **oils**, motor **oils** for vehicles, WD40 (**oil** for tight or stiff locks), **oil** for burning in lamps, etc.*

Question: How is each kind of oil used? Why?

Leader:

Conclude this opening discussion with words such as:

We are going to move to another space where we will pray and sing and use a special oil in a special way. Again, you will need to use all of your five senses – sight, sound, touch, smell, taste and your memory.

RITUAL EXPERIENCE – ANOINTING

Procession (Come)

The procession will consist of the following:

- A candidate to carry the cross
- A candidate to carry the cloth(s)
- A candidate to carry the Lectionary or Bible
- A candidate to carry the candle
- A candidate to carry a bowl of water
- A candidate to carry the jug of oil

Leader: *Ask those selected for the procession to go to the back of the room where someone waits to hand them the objects they will carry.*

Invite the group to be quiet and wait for a few minutes until there is silence.

Presider: In the name of the Father + and of the Son and of the Holy Spirit.

All: ***Amen.***

Let us pray for the gift of God's Spirit as together we continue our journey to the Table of the Lord.

Loving God, You gather us to celebrate and to give thanks that you have called us by name. Bless these symbols as they help us remember that you are with us.

One candidate spreads the cloth on the table

May this table be a sign that we are all one family sharing our life together.

Presider:

The Cross bearer holds the cross high and, after the prayer below, places the cross on the table.

May this cross always be a sign to us of your great love.

The Book bearer holds the Lectionary (or Bible) high and, after the prayer below, places the book on the table.

May the Word be rich food for our minds and hearts.



All:	<i>Amen.</i>
	<i>The Candle bearer holds the candle high, and after the prayer below, places the candle on the table.</i>
	May this candle remind us that Jesus our light shows us the way to you.
Presider:	<i>Candidate holds the bowl of water high, and, after the prayer below, places the bowl on the table.</i>
	May this water remind us of our Baptism.
	<i>Candidate holds the jug of oil high, and after the prayer below, places the jug on the table.</i>
	May this oil help us be open to the healing, and strengthening power of God. This we ask through your Son, Jesus our Lord.
All:	<i>Amen.</i>
	On the day of your Baptism you were claimed for Christ. As you prepare to celebrate the Sacraments of Confirmation and Eucharist, the Christian community holds you in its heart. Remember that God loves you.
Presider:	<i>Presider goes to each one present, and signs each one on the forehead with the sign of the cross, using the whole hand, saying:</i>
	<i>(Name) the Christian community greets you joyfully again today with the sign of Jesus' cross, by which he has claimed you.</i>
<i>The Word of God (Listen)</i>	
	<i>A team leader leads the group in the Listen song:</i>
	<i>Listen with your heart</i> (action: Point to ears, then place hands crossed over heart)
	<i>Listen to the Good News</i> (action: Point to ears and hold out palms of hands)
Leader:	<i>Hear what God is saying</i> (action: Point to ears, then point to sky)
	<i>To you and me</i> (action: Point to each other and yourself.)
	(Repeat)
Proclaimer of the Word:	<i>Luke 4: 16 – 21</i> (Jesus teaching in the Synagogue)
	<i>The Word of the Lord</i>
All:	<i>Thanks be to God.</i>
Proclaimer of the Word:	<i>Return the Bible (Lectionary) to its place on the table.</i>



As we prepare to celebrate the Sacraments of Confirmation and Eucharist we enter again into the celebration of our Baptism.

In the story of Jesus that has been proclaimed, Jesus announced that the Spirit of the Lord has anointed him. When we were still wet with Baptismal water we were anointed with sacred perfumed oil, Chrism, on the crown of our heads.

Presider: *The Presider takes the jug of oil and holds it aloft for all to see, saying:*

Blessed are you, Lord our God, Father, Son and Holy Spirit, in oil you tell us of the wonders of your power and love.

(Sing or say) Team Leader will model the gestures for the participants.

Blessed be God! O blessed be God!

All: ***Blessed be God! O blessed be God!***

Raise the jug again and say:

Presider: Blessed are you, Lord our God. At the beginning of time you commanded trees to grow, giving us their fruit. From the olive tree, we take oil that enriches our lives.

Lower the jug

(Sing or say) Blessed be God! O Blessed be God!

All: ***Blessed be God! O blessed be God!***

Raise the jug again and say:

Presider: Blessed are you, Lord our God, Long ago you commanded Moses to bless Aaron, his brother, by the pouring of oil, making him a priest, a messenger with a message of love from God and a prayer from the people of Earth.

Lower the jug

(Sing or say) Blessed be God! O Blessed be God!

All: ***Blessed be God! O blessed be God!***

Raise the jug again and say:

Presider: Blessed are you, Lord our God. Over and over you anointed people like Amos, Isaiah and Micah to be prophets, to go among your people with words of warning when they strayed from your ways, and words of comfort when they longed to see your face.

Lower the jug

(Sing or say) Blessed be God! O Blessed be God!

All: ***Blessed be God! O blessed be God!***



Raise the jug again and say:

Presider: Blessed are you, Lord our God. You sent Nathan with a jug of oil to call David from his flock and anoint him as king to shepherd your people.

Lower the jug

(Sing or say) Blessed be God! O Blessed be God!

All: ***Blessed be God! O blessed be God!***

(DO)

Stand beside the table near the large empty bowl. Place the jug of oil on the table. Then say

Now, Loving God, by this oil may we remember who you have called us to be.

Step back and use an open arm gesture to invite the group forward. Say:

Come to the oil.

Come in silence.

Open your hands.

Feel the oil on your hands.

Enjoy the oil in silence.

Presider: *Invite the other adult leader to come first to the table with palms up over the empty bowl. Pour a small amount of oil, about the size of a quarter, on one palm. The leader should rub her/his hands together so the oil will be absorbed.*

Invite the participants one by one to approach the table and do the same. After all the participants have received the oil, they should return and remain standing at their places. Once everyone has had a turn, gesture for all to sit.

After a suitable period of silence, gesture for everyone to stand.

Loving God, everything we see and hear, everything we smell, taste and feel, everything that happens in life, gives us a hint of what you are really like. Help us to understand your love and guide us to live loving lives, so that all people may know you and walk in your ways.

We ask this in the name of Jesus and in the power of the Holy Spirit,”

All: ***Amen.***

Presider: *Sing or Say: Blessed be God! O blessed be God!*

All: ***Blessed be God! O blessed be God!***

Presider: Who calls you by name

All: ***Who calls you by name***

Presider: Holy and chosen one!

All: ***Holy and chosen one!***

If required, hand out wipes or paper towels to wipe the excess oil from their hands.



Getting in touch with the experience

Think about everything that has happened so far. Think about everything that has happened so far. We talked about the ways we use oils at home. We experienced God's gift of oil here in this room.

Use the following questions, one at a time, to help the participants to remember the oil ritual. Wait for responses. Do not be afraid of silence. Allow everyone a chance to respond before moving on to the next question. Do not pressure anyone to speak.

Encourage the candidates to expand their answers beyond one or two words. If a single-word answer is offered, ask for specific details. You can ask for a fuller answer by asking: "Can you tell me more?"

If candidates are reluctant to answer try one of these ideas:

- Invite one or more outgoing individuals to begin.
- Choose a moment in the ritual, then repeat the question, e.g., When you rubbed your hands together, what did you see?
- Ask the candidates to recall how the ritual began, then repeat the question.

Team Leader: **What did you hear?**

Hopefully you will hear: a story about Jesus; prayers, names (e.g. Moses, Aaron, David, Isaiah, Amos, Micah); words about God; the leader speaking; reactions to the oil; people laughing, giggling, singing; people moving.

What did you hear the Presider say?

Hopefully you will hear: interesting, strange words: crown of my head, king, shepherd, warning, comfort, prophet, priest, messenger (message), olive (tree) Christ; (specific character names, specific events).

What did you see?

Hopefully you will hear: shiny, golden oil; lots of oil; oil in a large jar; oil being poured; my skin became shiny; the oil went into my skin; people moving, they rubbed their hands; their skin became shiny.

What did you feel?

Hopefully you will hear: oil on my hands; smoother skin; warmth from rubbing my hands together; nervous, excited, shy, happy; my skin feels slippery.



What did you smell?

Hopefully you will hear: a beautiful smell; the oil smelled nice.

Is there anything else you remember?

Close this part of the session by singing or saying:

Blessed be God! O blessed be God!

All: ***Blessed be God! O blessed be God!***

Refreshments

Catechesis on the Experience

Leader: Blessed be God!

All: ***O blessed be God!***

Everyone should be sitting in silence for a few minutes. In a soft voice, invite the participants to look first at the jug of oil and then at their hands and remember their experience of the ritual.

Recap some of the comments offered by the participants before the break, then say:

God made the world. Everything in the world comes from God and give us a hint about what God is like. God made oil. What does the oil say to you about God?

Leader: *Wait for responses*

Hopefully you may hear: God made oil; God is good; The oil smelled nice; Maybe God wants to us smell good things; The oil made my skin smooth and shiny and special, like a bodybuilder or a top athlete; God loves me and thinks I am special; My skin feels better, softer; God can heal people; The oil went into my skin; God is inside all of us; Baby oil protects a baby's skin; God protects us; Oil protects food by stopping it from sticking to the pan and burning; God protects us; Oil makes thing work better; God helps us to do better.

Connecting with Baptism

Remind the candidates that both water and oil were used at their Baptism; first water and then special perfumed oil called Chrism. Explain that Chrism is a special, perfumed oil that is blessed and consecrated by our bishop each year just before Easter. The oil that we used here has not been blessed; it is a perfumed oil from a store (see the label on the bottle).

Leader: *Continue the catechesis by explaining that at Baptism water is poured on our head. Then we are anointed with oil in the shape of a cross on the very top of our head.*

Question:

Why do you think the Christian community uses blessed perfumed oil at Baptism?

Encourage the children to explore the idea that perfumed oil is used because it tells us we are special and that the smell or scent of the oil is a sign that something is different. In Baptism God marks me as a special person.



Kings and queens and other royal people are very special. When a new king or queen is crowned, he or she is also anointed, like we were at Baptism. *Ask if any of the children have seen The Lion King? Ask if they remember the anointing at the beginning of the movie?*

Listen to their responses. You may prompt them by reminding them of some of the things said about oil at the beginning. If necessary, remind them that oil is used to protect our bodies, to protect food from burning, to make something work better, to preserve wood. Just as our family uses different oils for different reasons, so, too, our Church uses different oils for different reasons.

Question:

Why do you think the Christian community anointed you with Chrism at your Baptism?

Leader:

Listen to their responses. Bring out the following:

- We are anointed to remind us that we are part of God's royal family.
- Just like any royal family, we are a special family with a special job in the world.
- The Chrism reminds us that we have been joined to Jesus and given a special task or job.

At this point present the following catechesis on Baptism and the call to a Christian lifestyle.

Question:

What did Jesus do in the world?

Hopefully you will hear: "He loved people." "He helped them, taught them about God, healed them, and prayed for them." "He gave his life for them." "He was kind to people who were hated and treated badly by others."

Bringing the Session Home

Questions for discussion:

- Can we also do this work?
- Have you ever done any of these things? How?
- How can young Christians help people?
 - * Whom can you help?
- How can you teach people about God?
 - * Whom can you teach?
- How can you heal people?
 - * Whom can you heal?

For our next session we ask that you think about saints who are important to you or who patron saints are. You may want to dress as your favourite saint and share the reasons why you have chosen that particular saint. We ask that you highlight some of the characteristics of "your" saint on a piece of paper, or index card for presentation.

Closing

Reading of Psalm 23



Name: _____

Date: _____

HOME ASSIGNMENT

29th Sunday in Ordinary Time (Cycle A)

1. In the Gospel, we learned that we should worship God, and respect the leaders of the land. Who are the leaders of the government? The Prime Minister of Canada? The Premier of BC? The Mayor of your municipality?

2. Jesus told the people not to worship Caesar like a God. Why should we not worship our leaders like a god?

3. Draw a picture of our church, a place where we go to worship God.

A large, empty rectangular box with a thin blue border, intended for a drawing of a church.



30th Sunday in Ordinary Time (Cycle A)

(Green Cloth)



Welcome: "Good morning boys & girls. Welcome!"

Announcements: Make any necessary announcements before the liturgy begins.

Candles: Select one child to help light the candles.

Song: *Open Our Hearts* (by Christopher Walker)

Sign of the Cross: Lead the children in making the Sign of the Cross.

First Reading: "This is a reading from the book of Exodus." (*Readings may be proclaimed by a parent*)

The Sunday Book of Readings Adapted for Children, p. 128

"The Word of the Lord."

Children: "Thanks be to God."

Responsorial Psalm: **Children's Response:** (read the verses together)

Verse 1: "You love the poor, you love the needy. You give them help, you care for them."

Verse 2: "Teach us to love the poor and needy, to give them help, to care for them." (*Pause in silence for a moment*)

Alleluia: Sing the Alleluia together.



Gospel: "This is a reading from the Gospel of Matthew."

Children: "Glory to you, Lord." (*Three crosses - Lord be in my thoughts, in my words, and in my heart*)

The Sunday Book of Readings Adapted for Children, p. 129

"The Gospel of the Lord."

Children: "Praise to you, Lord Jesus Christ."

Dialogue: "In the first reading, God asks us to be kind to four different groups of people. Do you remember who they were?" (**share** - foreigners/strangers, widows, orphans, and the poor) "God wants us to love everyone and to take special care of those in need. What will happen if they cry out to God?" (**share** - We will suffer for not taking good care of them) "God loves everyone and he expects us to try to love everyone as well. Sometimes that can be very hard."



"In today's Gospel, Jesus told the lawyer to love three different people. Do you remember who Jesus said to love?" (**share** - God, neighbours, and yourself) "How do we show that we love God?" (**share** - praying, going to church, by doing what God wants) "How do we show that we love our neighbours, friends, family and others?" (**share** - obey our parents/teachers, share, forgive, be kind and honest, etc.) "But it isn't always easy to be kind, to share, and to do what we're told. But we need to try because God wants us to be loving and to think of others. When we love others, we also show our love for God. Jesus once said, 'What you do for others, you also do for me.' The third person to love is ourselves. How do we love ourselves?" (**share** - by doing things that bring peace and happiness) "When you give someone a special present or play with someone at school who is lonely, how do you feel?" (**share**)

"When you bring happiness to others, it comes back to you. God wants you to feel good about yourself. He wants you to love yourself. You are very special to him. This week, try to love God, your neighbours, and you!"

Intentions:



"Let us pray: (*The intentions may be read by the children*)

That we love others and look for the good in them, we pray to the Lord.

Children: "Lord, hear our prayer."

That we do things so that we feel good about ourselves, we pray to the Lord.

Children: "Lord, hear our prayer."

Encourage the children to share their own intentions

Song:

Choose from *Catholic Book of Worship III*, your parish hymnal, or other sourced song book. Be sure it is related to the theme of today.

Closing:

Discuss the Home Assignment and select readers for the following week; all parents should be encouraged to read next week's readings with their children.



Preparing for Hallowe'en / All Saints / All Souls (30th Sunday)

Note to Catechist

Days were once counted from sunset to sunset, and so Christian feasts begin in the evening before the day that is marked on the calendar. The evening (or 'eve') of All Saints was called 'All Hallows Eve'. 'All Hallows Eve' was shortened to 'Hallowe'en'. The evening of October 31st begins our two-day remembrance of our ancestors and heroes of the faith.

Many Hallowe'en customs were inherited from pre-Christian times, when people felt both respect for their ancestors and fear of death during the coming winter. After the harvest was collected and the days become short and dark, people made bonfires to welcome the spirits of the dead. The lights in jack-o-lanterns are the remains of this custom. The eerie faces carved in them were meant to scare away unfriendly spirits. Food offerings were left for the spirits, just as we give sweets to visiting trick-or-treaters.

People once dressed up like their dead relatives or heroes to invite the spirits of those people to return and bless them.

Today we sometimes dress as saints or heroes, and sometimes as ghosts or skeletons. The evening is a traditional time for singing, dancing and storytelling around the bonfires, and for enjoying delicious treats.

Christians know that those who have died in Christ share now in the Resurrection of Christ. With and in Christ we all triumph over all our human struggles including death. We use these days to remember and reconnect with our departed saints and to retell their stories. Our Hallowe'en customs help us to have fun as we experience the many symbols and appreciate the richness of the feast. Christ's victory over darkness and death lies at the root of what we celebrate with costumes, masks, and games, as we share our joy at being part of God's holy people. These words show how the Baptismal anointing symbolizes that the newly baptized has become like Christ.

Goals

This session is intended to help the candidates:

- Understand the true meaning of Hallowe'en
- Understand that because we may dress up in different garments it doesn't change who we are on the inside
- Understand that through our Baptism we are and always will be children of God.

Supplies and Environment

- Name tags
- A chair, mat or cushion for each person present
- A table with three small/medium pumpkins on it
- A second table
- A white tablecloth with the liturgical colour of the season
- A cross



- A Bible or Lectionary opened at Revelation 7: 13-14, 17
- A candle
- A bowl of water
- A jug of perfumed olive oil.
- Baptismal Register
- Refreshments

Prepare Ritual Area

Arrange as in the previous session.

Gathering

Welcome and introductions

Leader:	<i>(Raise arms straight up twice with energy and vigour)</i>
	Blessed be God!
All:	<i>O blessed be God!</i>
Leader:	<i>(Cups hands around mouth)</i>
	Who calls you by name
All:	<i>Who calls you by name</i>
Leader:	<i>(Sign of the Cross)</i>
	Holy and chosen one!
All:	<i>Holy and chosen one!</i>
	<i>Revisit the home activity of the last session.</i>
Leader:	<i>Introduce the topic of Hallowe'en for discussion. What has been their experience of Hallowe'en? Are there any customs, traditions that they celebrate as a family? If so, name them and explain their significance.</i>
	<i>Question:</i>
	What is Hallowe'en about?
	<i>Wait for answers.</i>



The Story of the Three Pumpkins

The story touches several central mysteries of our faith: Baptism, belonging to the light; forgiveness, conversion, and transformation; new life and life eternal.

Display three pumpkins:

- The first without any face carved or painted;
- The second with a face painted with a black marker;
- The third with eyes, ears, nose, and mouth carved out but with the cut-out pieces plugged into the holes.

You will also need a candle and a match.

Once upon a time there were three little pumpkins. *(Point to the three pumpkins.)*

The first little pumpkin *(point to the plain pumpkin)* said, “I want to remain just as I am. I never want to change.”

The second pumpkin *(point to the pumpkin with the painted face)* said, “I want to be a jack-o’-lantern but I don’t want to let go of what I already have. I want to change but I’m afraid to let anyone carve eyes, a nose, and a mouth out of my shell. So I won’t change either.”

The third little pumpkin *(point to the carved pumpkin)* said, “I want to shine like the sun. And in order to let the light come out of me I need to lose part of myself. I need to change. Open my eyes, ears, nose, and mouth and put a lighted candle inside me.” *(Take off the lid of the third pumpkin. Set a lighted candle inside, and take out the plugs in its eyes, nose and mouth.)*

The third little pumpkin wanted to become a jack-o’-lantern, even at the cost of losing some of itself. And so, the light shone out of its nose. The light shone out of its eyes. The light shone out of its mouth.

After a while the first little pumpkin rotted away and disappeared into the soil.

After a while the second little pumpkin did the same.

And after a while the third little pumpkin shrivelled and turned back to soil too. But its light seemed to grow even brighter because there was nothing blocking it.

The light of the third little pumpkin, together with the light of all the other jack-o’-lanterns, made the night become brighter than day, and darkness went away forever.

(This story was written by Mr. Speltz, Religious Education Coordinator, St. Kevin’s Parish, Minneapolis, MN)

Questions

What did you hear?

Hopefully you will hear: that the third pumpkin wanted to be light for all those around; the second pumpkin wanted to change but did not want to be carved; the first pumpkin was afraid to change.

How can we identify with the pumpkins?

Hopefully you will hear: change our ways, be light to those around us by being kind, sharing our gifts of hospitality, caring, sharing, etc. with others; welcoming new friends; visiting and spending time with the elderly, etc.



Procession (Come)

The procession will consist of the following:

- A candidate to carry the cross
- A candidate to carry the cloth(s)
- A candidate to carry the Lectionary or Bible
- A candidate to carry the Candle
- A candidate to carry a bowl of water
- A candidate to carry a jug of oil
- A candidate to carry the Baptismal Register

Leader:	<i>Ask those selected for the procession to go to the back of the room where someone waits to hand them the objects they will carry.</i>
	<i>Invite the group to be quiet and wait for a few minutes until there is silence.</i>
Presider:	In the name of the Father + and of the Son and of the Holy Spirit.
All:	<i>Amen.</i>
	Let us pray for the gift of God's Spirit as together we continue our journey to the Table of the Lord.
	Loving God, You gather us to celebrate and to give thanks that you have called us by name. Bless these symbols as they help us remember that you are with us.
	<i>One candidate spreads the cloth on the table</i>
	May this table be a sign that we are all one family sharing our life together.
	<i>The Cross bearer holds the cross high and, after the prayer below, places the cross on the table.</i>
	May this cross always be a sign to us of your great love.
	<i>The Book bearer holds the Lectionary (or Bible) high and, after the prayer below, places the book on the table.</i>
Presider:	May the Word be rich food for our minds and hearts.
	<i>The Candle bearer holds the candle high, and after the prayer below, places the candle on the table.</i>
	May this candle remind us that Jesus our light shows us the way to you.
	<i>Candidate holds the bowl of water high, and, after the prayer below, places the bowl on the table.</i>
	May this water remind us of our Baptism.
	<i>Candidate holds the jug of oil high, and after the prayer below, places the jug on the table.</i>
	May this oil help us be open to the healing, and strengthening power of God. This we ask through your Son, Jesus our Lord.



	<i>Candidate holds the Baptismal Register high, and after the prayer below, places the Register on the table.</i>
Presider:	May this Baptismal Register remind us that we are children of God. This we ask through your Son, Jesus our Lord.
All:	<i>Amen.</i>
	On the day of your Baptism you were claimed for Christ. As you prepare to celebrate the Sacraments of Confirmation and Eucharist, the Christian community holds you in its heart. Remember that God loves you.
Presider:	<i>Presider goes to each one present, and signs each one on the forehead with the sign of the cross, using the whole hand, saying:</i> <i>(Name) the Christian community greets you joyfully again today with the sign of Jesus' cross, by which he has claimed you.</i>

The Word of God (Listen)

	<i>A team leader leads the group in the Listen song:</i>
	<i>Listen with your heart</i> (action: Point to ears, then place hands crossed over heart)
	<i>Listen to the Good News</i> (action: Point to ears and hold out palms of hands)
Leader:	<i>Hear what God is saying</i> (action: Point to ears, then point to sky)
	<i>To you and me</i> (action: Point to each other and yourself.)
	(Repeat)
Proclaimer of the Word:	<i>Matthew 5:1 – 12</i> (The Beatitudes)
	<i>The Word of the Lord</i>
All:	<i>Thanks be to God.</i>
Proclaimer of the Word:	<i>Return the Bible (Lectionary) to its place on the table.</i>

Litany of the Saints

Leader:	Lord, have mercy.	All:	<i>Lord, have mercy.</i>
	Christ, have mercy.		<i>Christ, have mercy.</i>
	Lord, have mercy.		<i>Lord, have mercy.</i>
	Holy Mary, Mother of God		<i>Pray for us.</i>
	Holy Angels of God		<i>Pray for us.</i>
	St. Abraham and St. Sarah		<i>Pray for us.</i>
	St. John the Baptist		<i>Pray for us.</i>
	St. Joseph		<i>Pray for us.</i>
	St. Peter and St. Paul		<i>Pray for us.</i>
	St. Mary Magdalene		<i>Pray for us.</i>



	St. Stephen		<i>Pray for us.</i>
	St. Agnes		<i>Pray for us.</i>
	St. Margaret		<i>Pray for us.</i>
	St. Catherine		<i>Pray for us.</i>
	St. Francis		<i>Pray for us.</i>
	St. Clare		<i>Pray for us.</i>
	St. Dominic		<i>Pray for us.</i>
	St. Theresa		<i>Pray for us.</i>
	St. Elizabeth Ann Seton		<i>Pray for us.</i>

Call the children to come forward one at a time to share information about their favourite saint. When they have finished, invite them to say the name of their saint again and all will respond... "Pray for us".

If this part of the celebration is taking place in the Worship Area of the church invite the children when they have finished the prayer to place their piece of paper on the uncovered altar stone, and remain standing in the sanctuary. After all have shared their stories, invite those seated to join the candidates making a large circle around the altar.

Take the Baptismal Register and hold it high.

Because of our Baptism, all of us who are gathered here have had our names WRITTEN in a Baptismal Register in the parish where we were baptized, just like the saints who have gone before us.

Question:

What made the saints so special?

Leader: *Hopefully you will hear: because they lived good lives, taking care of others; they were not afraid to let their light shine through the darkness; they believed that God would take care of them; they lived the Beatitudes, fed the hungry, clothed the naked; like the story of the third pumpkin they became light for the world to see the glory of God.*

Tonight, we honour all men and women who have faithfully followed Christ during their lives. We too, can model our lives on these saints. Because, guess what, we are all potential saints. We praise the glory of God reflected in these men and women and we rejoice that we too are called to become holy.

Place the Baptismal Register on top of the last information sheet on the altar stone.

Leader: All Holy men and women,

All: ***Pray for us.***



	We praise you, O God, and we honour all your holy ones.
Leader:	We ask the help of those men, women and children who struggled against evil and stood firm. Who loved one another. Who worked for justice and peace. Who healed the sick and fed the hungry. We on earth and they in heaven sing one song of praise. We in grace and they in glory form one communion in Christ, your Son.
	Make us and all those we love worthy to be called your saints.
	We ask this through Christ our Lord.
All:	Amen.
Leader:	<i>Close this part of the session by singing or saying:</i>
	Blessed be God! O blessed be God!
All:	Blessed be God! O blessed be God!

Refreshments

Catechesis on the Experience

Leader:	Blessed be God! O blessed be God!
All:	Blessed be God! O blessed be God!
Leader:	<i>Everyone should be sitting in silence for a few minutes. In a soft voice, invite the participants to look at the table and focus on the Baptismal register. All of our names are written in a Baptismal Register. This Holy Book contains all kinds of information, beginning with our Baptism. After we celebrate the Sacraments of Confirmation and First Communion notations of these celebrations are also recorded next to our name. If we choose to marry, that is also recorded. Remember the piece of scripture from Isaiah in one of our first gatherings, “I will never forget you my people, I have carved you on the palm of my hand.” The Church has also carved us in its hands through this register.</i>

Connecting with Baptism

Ask the candidates to name the symbols on the table and share how they are used during the Rite of Baptism.

Hopefully you will hear: the cross; sign of being a Christian; scripture readings throughout the rite; blessing of water; sacred oil being poured on the crown of our heads; Baptismal register where our Baptism is recorded.

Bringing the Session Home

Questions for Discussion

- Reread the Scripture of Matthew 5:1 – 12 (the Beatitudes)
- Which part of the Beatitudes does the saint that you chose to share about model the Beatitudes?



Leader:

For our next session, please wear a piece of clothing that means something special to you: e.g., a gift from someone special, something that is a favourite colour, something that feels good next to your skin, part of the uniform of some group you belong to, your favourite sports team's jersey or cap. If the article of clothing does not fit you now, bring it with you to show the group.

For our closing this evening we are going to form a procession led by the Cross and we will march around the inside of the church (or the outside of the church) singing: *When the Saints Go Marching In* (or *We Sing of the Saints* or another appropriate song).



Name: _____

Date: _____

HOME ASSIGNMENT

30th Sunday in Ordinary Time (Cycle A)

1. In the Gospel, Jesus told us to love God. What are some things you could do to show love to God?



2. Jesus also told us to love our neighbours. What are some things you could do to show love to your neighbours (other people)?

3. Draw a picture of how you could help any of the four different groups of people God suggested: strangers, widows, orphans, or the poor.



Clothing with a White Garment (Week of Nov 1)

Note to Catechist

Clothing the newly baptized in a special garment is an ancient element of Christian initiation and points to a new identity for the newly baptized. The colour white still resonates with contemporary popular culture, for most of us white speaks of newness and purity. This idea is even found in scripture, where the Book of Revelation says, “They had washed their robes and made them white in the blood of the lamb” (Revelation 7: 14).

The priest’s words during this ritual action point to the change in the person and acknowledge the role of the Christian community in the believer’s life.

(Name), you have become a new creation, and have clothed yourself in Christ. See in this white garment the outward sign of your Christian dignity. With your family and friends to help you by word and example bring that dignity unstained into the everlasting life of heaven.

This garment is not simply a uniform, or Baptism gift, or souvenir. The priest’s words clearly explain its meaning. Baptism makes us more than just followers of Christ; we are members of Christ’s body. We have taken on his identity: “In him we live and move and have our being” (Acts 17: 28)

Young children can understand this concept through their familiarity with uniforms. In our culture, various types of clothing hold special significance: school and sports team uniforms, military uniforms, police and firefighter uniforms. These reveal something about the concept of putting on an identity. Those who wear the uniform must maintain the dignity of the group; their behaviour must typify the group ideal and must bring the group honour.

Your task is to help lead the children to see that putting on the Baptismal garment means all this and much more; it is a sign of “putting on” Christ. Christ is our invisible garment from the moment of Baptism – and nothing can remove it. Being clothed in a Baptismal garment is a visible sign of an invisible change brought about by the waters of Baptism. We are part of Christ, not just followers or admirers. We are a sign of Christ in and for the world.

The Cross

The Sign of the Cross is made on the person’s forehead at the beginning of the celebration of Baptism with these words, which we have echoed at the beginning of the previous sessions:

(Name), the Christian community welcomes you with great joy. In its name I claim you for Christ our Saviour by the Sign of his Cross.

We use the Cross in this session in order to talk about both the source of our new life and identity, and the challenges we will face because of them. The new life and new identity given in Baptism come through Christ as a result of his death and Resurrection. The Sign of the Cross and the Cross speak of both his death and his Resurrection. In Baptism Jesus’ Cross becomes ours: to share his new life we must also share his Cross. Putting on the white garment implies taking up the Cross. It is part of our identity as Christians. For this reason, Pope John Paul II gave the youth of the world a Cross, the World Youth Day Cross, as a focal point of their World Youth Day activities.



Our many uses of the Cross help us remember that we have been clothed in Christ. For example:

- We are welcomed with the Sign of the Cross at the beginning of the Baptismal liturgy.
- We make the sign of the Cross with holy water whenever we enter a church building.
- A Cross leads our entrance procession at Mass.
- We make the Sign of the Cross when we begin and finish praying.
- Some people wear a Cross to proclaim quietly their new identity to the world

Goals

This session is intended to help the candidates:

- Understand why we are clothed in a special white garment during the celebration of our Baptism
- Expand their appreciation of the meaning and importance of the Cross
- Understand that, in Confirmation, God strengthens us for the life to which we are called at Baptism: by our own lives to show Christ to those around us and to our whole world.

Supplies and Environment

- An item of clothing with special meaning brought or worn by each leader
- A Baptismal garment
- Name tags
- A chair, mat or cushion for each person present
- A table
- A white tablecloth with the liturgical colour of the season
- A Cross
- A Bible or Lectionary : Galatians 3: 27, 28b: Philippians 2:5
- A candle
- A bowl of water
- A jug of oil
- Baptismal Register
- Refreshments

Prepare Ritual Area

Arrange as in the previous session.

Gathering

Welcome and introductions

Leader:	<i>(Raise arms straight up twice with energy and vigour)</i>
	Blessed be God! O blessed be God!
All:	<i>Blessed be God! O blessed be God!</i>



Leader:	<i>(Cups hands around mouth)</i>
	Who calls you by name
All:	<i>Who calls you by name</i>
Leader:	<i>(Sign of the Cross)</i>
	Holy and chosen one!
All:	<i>Holy and chosen one!</i>
	<i>Introduce today's session:</i>
	Today we're going to talk about Baptism clothing. But let's begin by talking about the clothing we brought. Everyone was asked to wear or bring some special item of clothing for this session. It may be special for many different reasons: a gift, a favourite colour, a lucky sweater, or some other reason.
Leader:	<i>Invite the candidates to explain the "specialness" of their item of clothing. If any of them did not bring or wear a special item of clothing, invite them to simply tell about one.</i>
	<i>Conclude this opening discussion with words such as:</i>
	We are going to move to another space where we will pray and sing and think more about special clothing. Again, you will need to use all of our five senses – sight, sound, touch, smell, taste – and your memory.

RITUAL EXPERIENCE – CLOTHED IN CHRIST

Procession (Come)

The Procession will consist of the following:

- A candidate to carry the Cross
- A candidate to carry the cloth(s)
- A candidate to carry the Bible or Lectionary
- A candidate to carry the candle
- A candidate to carry the Baptismal Register
- A candidate to carry a bowl of water
- A candidate to carry the jug of oil
- A candidate to carry the white garment

Leader:	<i>Ask those selected for the procession to go to the back of the room where someone waits to hand them the objects they will carry.</i>
	<i>Invite the group to be quiet and wait for a few minutes until there is silence.</i>
Presider:	In the name of the Father + and of the Son and of the Holy Spirit.
All:	<i>Amen.</i>



Let us pray for the gift of God's Spirit as together we continue our journey to the Table of the Lord.

Loving God, You gather us to celebrate and to give thanks that you have called us by name. Bless these symbols as they help us remember that you are with us.

One candidate spreads the cloth on the table

May this table be a sign that we are all one family sharing our life together.

The Cross bearer holds the cross high and, after the prayer below, places the cross on the table.

May this cross always be a sign to us of your great love.

The Book bearer holds the Lectionary (or Bible) high and, after the prayer below, places the book on the table.

May the Word be rich food for our minds and hearts.

Presider:

The Candle bearer holds the candle high, and after the prayer below, places the candle on the table.

May this candle remind us that Jesus our light shows us the way to you.

Candidate holds the bowl of water high, and, after the prayer below, places the bowl on the table.

May this water remind us of our Baptism.

Candidate holds the jug of oil high, and after the prayer below, places the jug on the table.

May this oil help us be open to the healing, and strengthening power of God. This we ask through your Son, Jesus our Lord.

Candidate holds the Baptismal Register high, and after the prayer below, places the Register on the table.

May this Baptismal Register remind us that we are children of God.

Candidate holds the White Garment high and after the prayer below, places it on the table.

May this White Garment remind us that Christ is our invisible garment from the moment of our Baptism.

This we ask through your Son, Jesus our Lord.

All:

Amen.

Presider:

On the day of your Baptism you were claimed for Christ. As you prepare to celebrate the Sacraments of Confirmation and Eucharist, the Christian community holds you in its heart. Remember that God loves you.



The Word of God (Listen)

	<i>A team leader leads the group in the Listen song:</i>
	<i>Listen with your heart</i> (action: Point to ears, then place hands crossed over heart)
	<i>Listen to the Good News</i> (action: Point to ears and hold out palms of hands)
Leader:	<i>Hear what God is saying</i> (action: Point to ears, then point to sky)
	<i>To you and me</i> (action: Point to each other and yourself.)
	(Repeat)
	<i>Paul to the Galatians 3: 27, 28b</i>
Proclaimer of the Word:	<i>Paul to the Philippians 2: 5</i>
	<i>The Word of the Lord</i>
All:	<i>Thanks be to God.</i>
Proclaimer of the Word:	<i>Return the Bible (Lectionary) to its place on the table.</i>
	In the letter I just read, Paul, an important follower of Jesus, tells how Baptism has changed us. On the day of our Baptism, after we were anointed on the crown of our head with chrism, Paul's words were spoken to us and we received special Baptismal clothing.
Leader:	<i>Go to the participant beside you and invite that person to stand. Trace a large Cross on the front (or the forehead) of the participant without touching him/her. The Cross should stretch from head to toe and from one side of the body to the other. While tracing the Cross, say:</i>
	(Name), you have become a new creation, and have clothed yourself in Christ.
	<i>With a gesture, signal this person to remain standing. Using the customary gestures have the whole group sing or say:</i>
	Blessed be God! O blessed be God!
All:	<i>Blessed be God! O blessed be God!</i>
	<i>When everyone has been signed with the Cross invite all to stand in silent prayer for a moment. Then say:</i>
Leader:	Blessed are you, Lord our God for new living things: for baby brothers and sisters, for kittens and puppies, for seeds that grow into plants.
	<i>Sing or say:</i> Blessed be God! O blessed be God!
All:	<i>Blessed be God! O blessed be God!</i>
Leader:	Blessed are you, Lord our God for new beginnings: for the first day of school, for New Year's Day, for every morning.
	<i>Sing or say:</i> Blessed be God! O blessed be God!
All:	<i>Blessed be God! O blessed be God!</i>



Leader:	Blessed are you, Lord our God for our new life: for Jesus, for the family of God, for new ways of being in the world.
	<i>Sing or say:</i> Blessed be God! O blessed be God!
All:	<i>Blessed be God! O blessed be God!</i>
Leader:	Loving God, may we remember all that you have done for us.
All:	<i>Amen.</i>

Getting in Touch with the Experience

At this point the leaders change roles.

Invite everyone to recall what you have done together so far in this session. Ask them to think about the discussion of their special clothes and about the ritual. Ask them to remember what they heard and saw.

Using the following questions, one at a time, to help the candidates remember the ritual. Wait for responses. Do not be afraid of silence. Allow everyone a chance to respond before moving on to the next question. Do not pressure anyone to speak.

Question:

What did you hear?

Hopefully you will hear: “My name;” “You have become a new creation, and have clothed yourself in Christ,” or individual words or phrases from the scripture reading or ritual quote; the phrase ‘the mind of Christ’; “Everyone singing.”

What did you see?

Hopefully you will hear: “Everyone listened to the readings;” “The leader made a big cross on me and on everyone;” “The leader had to stretch and bend down low to make the cross;” “People stayed standing after their turn;” “Everyone doing the movement song.”

What did you feel?

Hopefully you will hear: special, nervous, confused if ‘confused’ is a response, ask them what was confusing and assure them that you will clear up their confusion as the session progresses. (Do not offer explanations right now.)

Is there anything else you remember?

Close this part of the session by singing or saying:

Leader:	Blessed be God! O blessed be God!
All:	<i>Blessed be God! O blessed be God!</i>
All:	<i>Blessed be God! O blessed be God!.</i>

Refreshments



Catechesis on the Experience

Everyone should be sitting in silence for a few minutes. Recall that the group has been focusing on clothing today. Recall that we wore or brought special clothing and that we heard that we have been clothed in Christ. Then invite the group to reflect in silence on this question:

If you could choose a new piece of clothing, what would you select?

Allow time for everyone to answer and to briefly explain their choice. Try to get the children to share “why”.

Ask the children: How would the new piece of clothing make you feel?

Helping the Children Make the Connection with Baptism

Leader

Let us talk now about a special kind of clothing: uniforms. Who puts on uniforms?

Hopefully you will hear: ‘sports teams’, ‘students at some schools’, ‘Sparks’, ‘Brownies’, ‘Guides’, ‘Beavers’, ‘Cubs’, ‘soldiers and other military’, ‘police’, ‘firefighters’, and ‘religious’; ‘Many workers wear a company uniform’.

Continue the discussion along the following lines:

Sometimes we join a team or club or group that has a uniform. When we wear their uniform we know we belong.

When people see us in a uniform they know something about us because we are wearing that uniform. For example, when we see people in firefighters’ uniforms we know they will help us if we need it, even if we don’t know their names or anything else about them

Turn the discussion to focus on the Baptismal garment using words such as:

Uniforms are special clothing for people who belong. On the day of your Baptism you were dressed in special white clothing. You belong to the family of God.

Take the Baptismal garment and hold it up for all to see and say:

We call this a Baptismal garment; “garment” is just another word for clothing. Have you seen a picture of yourself in your Baptismal clothing? What was your Baptismal garment like?

Hopefully you will hear: ‘a long white robe’; ‘a white suit’; ‘It was the same one worn by others in the family’; ‘It was made by a relative’.

It is possible that some did not wear or receive a special white garment. In that case the priest touched them with a white piece of cloth (maybe his stole) as a sign of being clothed in Christ. If so, tell them that this is an acceptable way of saying we are being clothed in Christ.

The special Baptismal garment is usually all white and covers all of you. Why do you think the Christian community dressed you in something white that covers all of you?

Listen to their responses. Lead the children to see that white reminds us of newness; newly fallen snow, a piece of new white paper, a new page in a school workbook, etc. Say:

These things are new and white. For them anything is possible: wonderful things can happen to them. And when something white is washed it looks new again. It’s like a new beginning.



Continue by recalling that in the reading, we heard Jesus' friend Paul say that baptized people are a new creation; because of our Baptism we are new again.

Remind the children that we have learned that we have God's new life in us and we now belong to a new family, God's family. Our whole self is new. This makes us a whole new person, different from before our Baptism. That is why we receive something white that covers our whole body.

Question:

In one way we become like a new person in Baptism. Who do you think you become when you are Baptized?

If the children answer correctly – Jesus Christ – congratulate them; if not simply tell them. Say:

But I am not Christ by myself; I am part of him.

Explain this as follows:

Isn't this strange! In Baptism we become so much like Jesus Christ that we become a different person; we become part of him. We don't look different or speak a new language; we may not even feel differently.

No one can tell, not even an x-ray machine or a blood test. But we have new life – God's gift of his help, his grace, which helps us choose how to act all life long. This is what makes us different. We belong to Jesus Christ; we are part of him.

Just like my finger belongs to me and is a part of me, I belong to Jesus Christ and I am part of him.

You may want to make a reference to last week's session regarding costumes for Hallowe'en:

Did the costume that you wore change how you were on the inside?

Ask the candidates if they have ever seen anyone else at church dressed in a special white garment. Hopefully you will hear: 'the priest', 'altar servers', and perhaps other ministers at Mass.

Question:

Why do you think these people wear a white garment like their Baptismal garment?

Hopefully you will hear: 'to remind us of Jesus and his new life in us'; 'to remind them that they have been clothed in Christ in Baptism'; 'to remind us that we are all part of the family of God'.

Remind everyone that Jesus' death on the Cross and his Resurrection are linked to the Cross. The Cross is a symbol of self-giving so that others may live fully. The mystery is that when we give of ourselves, not only do others live fuller lives, but so do we. Because our Baptism identifies us with Christ and his Cross, we are called to live differently. We are to be visible signs of Christ working in the world.

Point to the Cross on the table. Explain: The Cross reminds us that Jesus died, rose to new life and shares new life with us. We can't wear our special white baptismal garment forever. But the Cross can remind us that from now on we are clothed in Christ, that we are part of Christ, that we are meant to be like him in the world.

We can make the Sign of the Cross anytime. Every time we do, we should remember that in baptism we have clothed ourselves in Christ.

Let us sign ourselves with the Sign of the Cross now.



Connecting with Confirmation and Eucharist

If we remember that we are a new creation and have been clothed in Christ, we will try to think like him and do what he would do, and say what he would say. St. Paul says we have to think with the mind of Christ. This is part of our work as God's royal family.

Question:

Can you think of times when you might need to try and think like Jesus?

Answers will vary. One of the adults might have to lead off with an example. Help the candidates to be specific in their discussion.

Is this an easy way to live?

Hopefully you will hear: 'No'; 'Sometimes I won't be sure what Jesus would do or say'; 'Sometimes it's easier to do the wrong thing or nothing at all'; 'Sometimes it's scary to tell the truth – I might get in trouble'; 'It's hard to be someone's friend when others are picking on them'; 'People might not listen if I tell them they are doing something bad'; 'People might make fun of me if I refuse to follow a leader who wants me to do something bad'.

Remind the group that since we are members of God's family and part of Christ's body, we are never alone. Help is available. When we are anointed at Confirmation the minister rubs the oil into our skin using the Sign of the Cross. In Confirmation the Church prays with us in a special way that we will be able to remember who we are and will remember to ask the Holy Spirit to help us.

Point out that Jesus was filled with the Spirit. Explain that it is the strength of the Holy Spirit that helps us to be more like Christ. We are never so weak or so bad that the Holy Spirit cannot help us.

The Church uses special words to tell us some of the many ways the Holy Spirit can help us.

- When we are not sure what Jesus would do or say, the Holy Spirit can help us think about Jesus more clearly, find others who can help us understand, and finally make a good decision about what needs to be done. The Church calls this help the gift of "right judgment".
- When doing the right thing seems scary, the Holy Spirit can help us to remember Jesus and be brave like him. The Church calls this help the gift of "courage".

Continue the catechesis, explaining that Jesus taught people in many ways. Often he would teach people by sharing a meal with them. Explain that Jesus still teaches at a meal. Each Sunday when we gather for Eucharist we are taught through the Word of God being proclaimed, and we are fed by God with the gift of Jesus' body and blood. It is important for the entire community to gather for this special meal.

Bringing the Session Home

- At home, read together the letter, "Clothed in Christ," pg. 16
- Continue the conversation of special garments
- At home, pray together the Prayer of St. Francis (make copies and distribute):



The Prayer of St. Francis of Assisi (adapted)

Lord, make me a messenger of your peace.
 Where there is hatred, let me bring love;
 where there is hurt, let me bring forgiveness;
 where there is fear, let me bring faith;
 where there is worry, let me bring hope;
 where there is darkness, let me bring light;
 where there is sadness, let me bring joy.

O Divine Master,
 help me not to be selfish.
 Help me help others even more often than I ask for help.
 Help me understand others even more than I ask others to understand me.
 Help me love others even more than they love me.

For whenever we give, we receive;
 and whenever we forgive, we are forgiven;
 and when we die, we are born to eternal life with you.

Leader:	For our next gathering, please bring with you your Baptismal candle. If you do not have one, let us know and we will have one ready for you
	Blessed be God! O blessed be God!
All:	<i>Blessed be God! O blessed be God!</i>
Leader:	Who calls you by name
All:	<i>Who calls you by name</i>
Leader:	Holy and chosen one!
All:	<i>Holy and chosen one!</i>



Enlightened by Christ – Baptismal Candle (32nd Sunday)

Note to Catechist

This session explores the presentation of the lighted candle, the third of the four explanatory Baptismal Rites. The parents, godparents and the entire assembly are reminded that this child has been enlightened by Christ. Parents, godparents and all assembled are also reminded that they too are to keep the flame of faith burning brightly.

Leader

Receive the light of Christ.

Parents and godparents, this light is entrusted to you to be kept burning brightly. These children of yours have been enlightened by Christ. They are to walk always as children of the light. May they keep the flame of faith alive in their hearts. When the Lord comes, may they go out to meet him with all the saints in the heavenly kingdom.

Jesus called himself the light of the world: “I am the light of the world. Whoever follows me will never walk in darkness but will have the light of life” (John 8: 12). All light and life find their source in God. The light of Christ always reveals God. Those enlightened by Christ recognize the presence of God and are led by the Spirit in the ways of God.

But Jesus did not stop at calling himself the light of the world. In the Sermon on the Mount, Jesus told his followers that they are the light of the world, too.

“You are the light of the world. A city built on a hill cannot be hidden. No one after lighting a lamp puts it under the bushel basket, but on the lamp stand, and it gives light to all in the house. In the same way, let your light shine before others, so that they may see your good works and give glory to your Father in heaven” (John 5: 13-16).

In Baptism we receive the light of Christ, our faith is awakened, and we have Christ and the Spirit as our guides. In Confirmation the Church prays that we might live in such a way that others are drawn to the light of God.

This session begins with the candidate’s experience of many different sources of light; flames (fire, candles, lanterns, torches, oil lamps); bulbs (regular, neon); in the cosmos (stars, planets, moon).

We know that light from the sun makes it possible for plants and animals to thrive. The energy that we rely on to play, sleep and work comes from the food we eat, which has received its energy from the sun. The energy from the sun is stored inside us and keeps us healthy. We can feel the energy and effects of the sun and how it makes a difference in our lives.

IT IS RECOMMENDED THAT THE PASCHAL CANDLE BE USED FOR THIS SESSION. If this is not possible use a large pillar candle.



Goals

This session is intended to help the candidates:

- Understand why a candle is used in the celebration of Baptism
- Expand their appreciation of the meaning and importance of sharing the light of Christ
- Understand the role of Confirmation in their lives.

Supplies and Environment

- Paschal Candle with stand – matches/lighter
- Baptismal candle for each candidate
- Tapers for the adults
- Candle snuffer
- Name tags
- A chair, mat or cushion for each person present
- A table
- A white tablecloth with the liturgical colour of the season
- A cross
- A Bible or Lectionary: John 8: 12
- A bowl of water
- A jug of oil
- Baptismal Register
- Baptismal garment
- Refreshments

Prepare Ritual Area

Arrange as in the previous session.

Gathering

Welcome and introductions

Leader:	<i>(Raise arms straight up twice with energy and vigour)</i>
	Blessed be God! O blessed be God!
All:	<i>Blessed be God! O blessed be God!</i>
Leader:	<i>(Cups hands around mouth)</i>
	Who calls you by name
All:	<i>Who calls you by name</i>
Leader:	<i>(Sign of the Cross)</i>
	Holy and chosen one!
All:	<i>Holy and chosen one!</i>



Introduce today's session:

Today, we are going to talk about light. Choose a partner and for the next two minutes talk together about as many kinds of light as you can think of.

After the two minute brainstorming, invite everyone to share their ideas. Invite them to talk briefly about their favourite kind of light. For example: flames, (fire, candles, lanterns, torches, oil lamps); bulbs (flashlights, headlights, street lights, neon lights, night lights); the cosmos (stars, planets, the moon). If no one has spoken of the sun as a source of light, mention how important this source of light is and then discuss how light from the sun makes it possible for plants and animals to thrive. The energy that we rely on to play, sleep and work comes from the food we eat, which has received its energy from the sun. The energy from the sun is stored inside us and keeps us healthy. We can feel the energy and effects of the sun and how it makes a difference in our lives.

Leader:

Question:

How does light help us? Is there any kind of light you do not like?

Conclude this opening discussion with words such as:

We are now going to move to another space where we will pray and sing and use a special candle. You will need to use all of your live senses – sight, sound, touch, smell, taste – and your memory.

RITUAL EXPERIENCE – ENLIGHTENMENT

Procession (Come)

The Procession will consist of the following:

- A candidate to carry the Cross
- A candidate to carry the cloth(s)
- A candidate to carry the Bible or Lectionary
- A candidate to carry the candle
- A candidate to carry the Baptismal Register
- A candidate to carry a bowl of water
- A candidate to carry the jug of oil
- A candidate to carry the white garment
- A candidate to carry the Paschal Candle

Leader:

Ask those selected for the procession to go to the back of the room where someone waits to hand them the objects they will carry.

Presider:

Invite the group to be quiet and wait for a few minutes until there is silence.

All:

In the name of the Father + and of the Son and of the Holy Spirit.

Amen.



Let us pray for the gift of God's Spirit as together we continue our journey to the Table of the Lord.

Loving God, You gather us to celebrate and to give thanks that you have called us by name. Bless these symbols as they help us remember that you are with us.

One candidate spreads the cloth on the table

May this table be a sign that we are all one family sharing our life together.

The Cross bearer holds the cross high and, after the prayer below, places the cross on the table.

May this cross always be a sign to us of your great love.

The Book bearer holds the Lectionary (or Bible) high and, after the prayer below, places the book on the table.

May the Word be rich food for our minds and hearts.

Candidate holds the bowl of water high, and, after the prayer below, places the bowl on the table.

May this water remind us of our Baptism.

Presider:

Candidate holds the jug of oil high, and after the prayer below, places the jug on the table.

May this oil help us be open to the healing, and strengthening power of God. This we ask through your Son, Jesus our Lord.

Candidate holds the Baptismal Register high, and after the prayer below, places the Register on the table.

May this Baptismal Register remind us that we are children of God.

Candidate holds the White Garment high and places it on the table.

May this White Garment remind us that Christ is our invisible garment from the moment of our Baptism.

Candidate holds the Paschal Candle high, and after the prayer below, places the candle on the table.

Each year at Easter our parish lights a new Easter candle with a holy flame. Now as we light our Easter candle again (or "now as we light this candle"), may God make our flame holy as well and chase away the darkness from our minds and hearts.

This we ask through your Son, Jesus our Lord.

All:

Amen.

Presider:

On the day of your Baptism you were claimed for Christ. As you prepare to celebrate the Sacraments of Confirmation and Eucharist, the Christian community holds you in its heart. Remember that God loves you.



Presider:	<p><i>Go to each one present and sign each one on the forehead with the sign of the cross, using the whole hand, saying:</i></p> <p>(Name), the Christian community greets you joyfully again today with the sign of Jesus' cross, by which he has claimed you.</p>
-----------	---

The Word of God (Listen)

Leader:	<p><i>A team leader leads the group in the Listen song:</i></p> <p><i>Listen with your heart</i> (action: Point to ears, then place hands crossed over heart)</p> <p><i>Listen to the Good News</i> (action: Point to ears and hold out palms of hands)</p> <p><i>Hear what God is saying</i> (action: Point to ears, then point to sky)</p> <p><i>To you and me</i> (action: Point to each other and yourself.)</p> <p>(Repeat)</p>
Proclaimer of the Word:	<p><i>John 8:12</i></p> <p><i>The Word of the Lord</i></p>
All:	<i>Thanks be to God.</i>
Proclaimer of the Word:	<p><i>Return the Bible (Lectionary) to its place on the table.</i></p>
Leader:	<p><i>After a few minutes of silence, move to the Paschal Candle and say:</i></p> <p>On the day of our Baptism, after we received our special Baptismal clothing, we were given a lit candle. Its flame came from this candle, our parish's Easter candle. Let us praise God for the light.</p> <p><i>Place your hand on the candle and say:</i></p> <p>Blessed are you, Lord our God. Your glory fills the whole universe. Wherever you are, there is brilliant light that cannot be dimmed.</p> <p><i>Sing or say:</i></p> <p>Blessed be God! O blessed be God!</p>
All:	<i>Blessed be God! O blessed be God!</i>
Leader:	<p><i>Place your hand on the candle again and say:</i></p> <p>Blessed are you, Lord our God. At the very beginning of all things, You made light for our universe and separated the light from the darkness.</p> <p><i>Sing or say:</i> Blessed be God! O blessed be God!</p>
All:	<i>Blessed be God! O blessed be God!</i>



Place your hand on the candle again and say:

Leader: Blessed are you Lord our God. You have given us the sun, a great glowing ball of fire, to light up our days and give energy to our whole world.

Sing or say: Blessed be God! O blessed be God!

All: ***Blessed be God! O blessed be God!***

Leader: Blessed are you, Lord our God. Even at night, when darkness covers the earth, the stars, the planets and the moon blaze in the sky, guiding the lost and reminding us that you never forget us.

Sing or say: Blessed be God! O blessed be God!

All: ***Blessed be God! O blessed be God!***

Touching the candle, say:

Now, Loving God, with the light of this candle may we remember all that you have done for us.

With your hand trace the sign of the cross on the candle and say:

Jesus Christ is the light of the world. Christ yesterday, today, forever. To him to the Father, and to the Spirit be glory!

Invite the participants one by one to come forward to the Paschal Candle. Take the person's Baptismal candle, or taper, light it from the Paschal Candle, and give it to the person saying:

(Name), you have been enlightened by Christ, walk always as a child of the light.

Everyone returns to their places and sits holding the lit candle. When all have received a lighted candle, sing or say together the whole refrain of Who Calls You by Name:

Leader: Blessed be God! O blessed be God!

All: ***Blessed be God! O blessed be God!***

Leader: Who calls you by name!

All: ***Who calls you be name!***

Leader: Holy and chosen one!

All: ***Holy and chosen one!***

Take the Bible from the table and read Matthew 5:14-16. After the proclamation of the Word return the Bible to the table.

After a few moments of silence invited everyone to stand. Say:

Let all of us here rejoice! We are children of light, and light of the world! May we always keep the flame of faith alive in our hearts.

All people of God, rejoice!



Christ now shines on you! All the earth, rejoice! Glory fills you! Let all creation rejoice around God's throne!

Jesus Christ is risen!

Sing or say: Blessed be God! O blessed be God!

All: Blessed be God! O blessed be God!

Invite everyone to extinguish their candles safely. Tell the children to put their candles in a safe place until it is time to leave.

Getting in Touch with the Experience

Leader

Think about everything that has happened so far. We talked about many kinds of light. We experienced one kind of God's gift of light here in this place.

Question:

What did you hear?

Hopefully you will hear: "I am the light of the world"; "You are the light of the world"; "children of the light"; other words that were said in prayers, in scripture, in the gathering discussion; "Everyone singing".

What did you see?

Hopefully you will hear: "The room was darker than usual"; "I couldn't see very much at first."; "The flame on the big candle."; "The leader touched the candle."; "The leader traced the cross on the candle."; "When more and more candles were lit we could see more and more things and we could see each other better."

What did you feel?

Hopefully you will hear: "A bit nervous because it was darker."; "Warmth from all the candles."; "The candle felt smooth and kind of soft."

Is there anything else you remember?

Close this part of the session by singing or saying:

Leader: Blessed be God! O blessed be God!

All: **Blessed be God! O blessed be God!**

Refreshments

Catechesis on the Experience

Leader: Blessed be God! O blessed be God!

All: **Blessed be God! O blessed be God!**



Everyone should be sitting in silence for a few minutes. Invite them to look at the lit Paschal Candle and to recall what they heard, saw and felt. Highlight their comments from before the break, then say:

God made the world. Everything in the world comes from God and gives us a hint about what God is like. God made light before all other things.

Question:

What kind of light reminds you of God?

Hopefully you will hear: “The sun.”

The light of the sun is powerful; it is millions of kilometres away, but still gives us heat and light; God is powerful and gives us what we need.

Flowers and plants need sunlight to live; we need God to live. The sun is still there even when you can’t see it; we can’t see God, but God is always there.

Stars – sometimes you can see them, and sometimes you can’t, but they are always there; we know God is always there even though we can’t see God.

A lighthouse helps ships that are in trouble. God helps us when we are in trouble.

The candle shows us the right way to walk through the room and keeps us from stumbling and bumping into things; God shows us the way to live. We can carry the candle to walk in the dark; we can carry God in our hearts.

Helping the Children Make the Connection with Baptism

Leader

Remind the candidates that a lighted candle was used at their Baptism. (Refer to the baptismal candles that were brought to the session).

Question:

Why do you think the Christian community gave you a lighted candle when you were baptized?

Listen to their responses. Lead them to see that the candle was used to tell about another kind of light, a light we see only with our hearts – the light of Christ. This light has two directions: it shines for us, and it shines from us to the hearts of others.

What do you think the light of Christ helps our heart to see?

Listen to their responses. Lead them to see that the light of Christ helps us know God and see how to live. It helps us to look at ourselves and see the things we do that are good, and the things that we do that are not so good and must change. The light of Christ in our hearts also helps us to see what other hearts need, so that we can help. It shines from us so that other people will know what God is like by seeing what we do and say.

Why do you think the Christian community wanted you to be enlightened by Christ?

Listen to their responses. Bring out the following:

The Christian community knows it is not always easy to decide what to do. It is not always easy to know the right thing to do. It is not always easy to know what others need or how to help them.



As we grow in God's family we will need to know more and more about: what God is like; what God wants; what is right and what is wrong; what others need; who can help each of us to know and do the right thing.

We heard the words of Jesus earlier in the session. Jesus is our light and he and the Spirit will help us. But the light of Christ can also shine from us. Jesus said that he wants us to shine, to live so well that other people will want to know our God and learn to give God praise. When the Christian community gives us a lighted candle, they announce that we have the light of Christ

Remind everyone that we heard two messages from Jesus. Then read John 8: 12 again and ask: What does Jesus say he is? Allow for response.

Then read Matthew 5: 14-16 and ask: What does it mean to be light for the world?

Listen to their responses and summarize by noting that when we let our light shine others recognize the goodness and may come to know more about God. Then continue in words such as:

In our gatherings we have talked about our new life in God's family. God anointed this family to do the work of Jesus.

When we were baptized we were also clothed in Christ; we became part of the body of Christ. That is why we must do his work; that is why we can do his work.

Now we know that we have been enlightened by Christ. Christ shines for us and we can light up the world.

We should also remember that we are not alone. Our family, the people we meet at Church, and the whole Christian community have promised to pray for us and to help us to grow and walk as children of the light.

Question:

How can we light up the world?

Listen to their responses. Bring out the following:

- We can be kind to those younger than ourselves, so they will learn from us how to be kind.
- We can be a friend to someone who is getting bullied, by getting help.
- We can let others go first.
- We can do kind things for people we don't even know.
- We can tell others about God.
- When we see that someone is sad we can ask if they need help.

Question:

What happens when we are light for the world?

Listen to their responses and tell them that when we let our light shine, others recognize the goodness and they come to know more about God.



Connecting with Confirmation and Eucharist

Remind the candidates that our families and the parish support us as we strive to be a light for the world. The celebration of Baptism is one way we are strengthened to walk as children of the light. During the celebration of Confirmation we pray for the Spirit to help us to be a light for the world.

- Each of us is born with many gifts: some can sing; some are good at sports; some are outgoing and chatty; some are good at making things. When the family of God asks God to send us the gift of the Holy Spirit, they pray that we will each find our own gifts and find our own way to use them with the gifts of the Holy Spirit to do the work of Christ and be a light in the world.
- The light of Christ and the Spirit's gift of right judgment (which we learned about at the last session), help us to decide what to do.
- The Spirit's gift of courage, which we also learned about at the last session, helps us to be brave and to shine the light of Christ on the world, to do what is right, even when we are afraid.
- The gifts of understanding, wisdom and knowledge help us see God and know the ways of God in our hearts. Knowing something in our heart is deeper or different than knowing it in our minds. (We might know a lot about some people – sports stars, actors, rock stars with our brain but we don't know them with our hearts and they don't know us. When we truly know someone with our heart it is easier to know whether to trust them. We know in our hearts that God will be with us and that God's Spirit will guide us to walk as children of the light and to keep the flame of faith alive in our hearts.

Continue the catechesis explaining that every time we gather with God's family for the Sunday Eucharist we announce our faith in God.

Bringing the Session Home

- Continue the conversation around how we can be light to others
- Invite the candidates to complete the following in *Come Spirit of God Family Book*: The Family Letter (pg. 21); the Activities (pp. 22, 23); and practice the responses (pg.24).

Closing Ritual

Leader:	Blessed be God! O blessed be God!
All:	<i>Blessed be God! O blessed be God!</i>
Leader:	Who calls you by name
All:	<i>Who calls you by name</i>
Leader:	Holy and chosen one!
All:	<i>Holy and chosen one!</i>



Awakened to Grace—'Ephphetha Rite'

(33rd Sunday)

Note to Catechist

This session explores the Ephphetha (EHF-uh-thuh) Rite, whose name is taken from the word spoken by Jesus when he cured a man who could not hear or speak (Mark 7:34). Mark explains that the word means “Be opened.” In this rite the child’s ears and mouth are touched and the Church prays that the child may profess the faith they hear, to the praise and glory of God. The Rite of Christian Initiation of Adults explains that this rite expresses our need for God’s grace in order to truly hear the Word of God and profess it as Jesus did.

The Ephphetha Rite draws our attention to our total dependence on God. We rely on God’s grace for our life and for our ability to know God. The Ephphetha Rite uses our ears and mouth to stand for our whole being; the Church prays that the newly baptized will always be open to recognize and acknowledge, throughout their lives, the presence and the action of God – however they are revealed. The Holy Spirit’s gifts of Reverence and Wonder and Awe in God’s presence nourish the openness we pray for at Baptism.

This final explanatory rite highlights the relationship between God and all people. The relationship is at the very core of who we are. Because of God’s abundant love and generosity, we are all given the gift of life. Through the presence of God in our lives – God’s grace – we are able to offer to God our praise and thanks for our life and all its gifts. We have been granted life and been given the ability to know God.

As we come to know God, we seek to praise God through our actions and words. We do “good things” not because we are concerned with keeping or breaking the rules but because our knowledge and awareness of God compels us to live in harmony with our Creator.

On the other hand, we are not puppets. God has given us a free will and the ability to know and to love God. Though God enables us to respond appropriately, we are able to choose our own way in the world. During our lives we may choose to embrace or ignore the signs of God’s presence.

For young children we approach the idea of openness to God by using the image of messages. Messages come to us in different ways: through spoken words, body language, telephone calls, letters, e-mail, advertising, etc. God also speaks to us in different way: in the Bible, in the liturgy, through people who teach us, through people who live in the ways of God, through experiences of nature, etc.

We can pay attention to messages or ignore them. We can forget to check the mailbox; we can throw a letter out without reading it; we can glance at a letter and let it sit around for a while; or we can read a letter carefully, answer it right away, and then share its news with our family and friends. So it is with God. Sometimes we forget about God; we might deliberately ignore God or say we will think about God later; we might have a wonderful experience and forget that it is a gift from God; or we can take time to say a prayer of thanks and praise to God before we tell anyone else our good news. When we become open to God’s messages we begin to see the world, people and our lives through the eyes of God. This is referred to as “seeing with the eyes of faith.” With this image in mind we begin to explore how God communicates with us.



Goals

This session is intended to help the candidates:

- Understand why the Church prayed at our Baptism that our ears and mouth would be opened
- Understand that all creation is graced by the presence of God
- Review the journey the children have taken together and forge its link to the parish Sunday Eucharist

Supplies and Environment

- Name tags
- A chair, mat or cushion for each person present
- A table
- A white tablecloth with the liturgical colour of the season
- A cross
- A Bible or Lectionary – Matthew 10:16-42 and Philippians 4:4-7
- A Candle
- A bowl of water
- A jug of oil
- Baptismal Register
- Baptismal garment
- Candle
- Refreshments

Prepare Ritual Area

Arrange as in the previous session.

Gathering

Welcome and introductions

Leader:	<i>(Raise arms straight up twice with energy and vigour)</i>
	Blessed be God! O blessed be God!
All:	<i>Blessed be God! O blessed be God!</i>
	<i>(Cups hands around mouth)</i>
Leader:	Who calls you by name
All:	<i>Who calls you by name</i>
	<i>(Sign of the Cross)</i>
Leader:	Holy and chosen one!
All:	<i>Holy and chosen one!</i>



Introduce today's session:

Messages will be an important part of our time together this evening. Choose a different partner from the one you chose the last time and for the next two minutes talk together about as many ways to receive messages as you can think of.

After the brainstorming, invite the participants to share their ideas with the whole group and to mention briefly which senses are involved in receiving each kind of message.

Make sure you have collected a broad range of ideas; for example, face-to-face conversations, telephone, email, walkie-talkies, notes, letters, Christmas cards, TV ads, signs, body language, facial expressions.

Question:

Leader:

How do the important people in your life make sure you get the message that they love you?

Hopefully you will hear: they say "I love you"; they take care of me and worry about me; they give me birthday presents; they hug and kiss me; they cook food I like; they leave surprise notes for me in different places; they spend time with me.

How do you make sure people know what you want or what you have to say?

After all have shared their thoughts:

We are now going to move to another space where we will pray and sing. We will remember another special part of the celebration of your Baptism. You will need to use all of your five senses – sight, sound, touch, smell, taste to receive some messages about God. You will need to use your memory too.

RITUAL EXPERIENCE – AWAKENED TO GRACE

Procession (Come)

The Procession will consist of the following:

- A candidate to carry the Cross
- A candidate to carry the cloth(s)
- A candidate to carry the Bible or Lectionary
- A candidate to carry the candle
- A candidate to carry the Baptismal Register
- A candidate to carry a bowl of water
- A candidate to carry the jug of oil
- A candidate to carry the white garment
- A candidate to carry the Paschal Candle

Leader:

Ask those selected for the procession to go to the back of the room where someone waits to hand them the objects they will carry.

Invite the group to be quiet and wait for a few minutes until there is silence.



Presider: In the name of the Father + and of the Son and of the Holy Spirit.

All: ***Amen.***

Let us pray for the gift of God's Spirit as together we continue our journey to the Table of the Lord.

Loving God, You gather us to celebrate and to give thanks that you have called us by name. Bless these symbols as they help us remember that you are with us.

One candidate spreads the cloth on the table

May this table be a sign that we are all one family sharing our life together.

The Cross bearer holds the cross high and, after the prayer below, places the cross on the table.

May this cross always be a sign to us of your great love.

The Book bearer holds the Lectionary (or Bible) high and, after the prayer below, places the book on the table.

May the Word be rich food for our minds and hearts.

The Candle bearer holds the candle high, and after the prayer below, places the candle on the table

May this candle remind us that Jesus our light shows us the way to you.

Presider: *Candidate holds the bowl of water high, and, after the prayer below, places the bowl on the table.*

May this water remind us of our Baptism.

Candidate holds the jug of oil high, and after the prayer below, places the jug on the table.

May this oil help us be open to the healing, and strengthening power of God. This we ask through your Son, Jesus our Lord.

Candidate holds the Baptismal Register high, and after the prayer below, places the Register on the table.

May this Baptismal Register remind us that we are children of God.

Candidate holds the White Garment high and places it on the table.

May this White Garment remind us that Christ is our invisible garment from the moment of our Baptism.

Candidate holds the Paschal Candle high, and after the prayer below, places the candle on the table.

May this candle remind us that Jesus, our light, shows the way to you.

This we ask through your Son, Jesus our Lord.

All: ***Amen.***



Presider: On the day of your Baptism you were claimed for Christ. As you prepare to celebrate the Sacraments of Confirmation and Eucharist, the Christian community holds you in its heart. Remember that God loves you.

The Word of God (Listen)

A team leader leads the group in the Listen song:

Listen with your heart (action: Point to ears, then place hands crossed over heart)

Listen to the Good News (action: Point to ears and hold out palms of hands)

Leader:

Hear what God is saying (action: Point to ears, then point to sky)

To you and me (action: Point to each other and yourself.)

(Repeat)

Proclaimer of the Word: ***Matthew 10:16 – 42***

The Word of the Lord

All: ***Thanks be to God.***

Proclaimer of the Word: *Return the Bible (Lectionary) to its place on the table.*

After a few minutes of silence, say:

At our Baptism, after we received our lit candle, our ears and lips were touched, and the family of God prayed: “The Lord Jesus made the deaf hear and the mute speak: May he soon touch your ears to receive his word, and your mouth to proclaim his faith, to the praise and glory of God, the Father.”

Leader: Turn to the participant beside you and invite that person to stand. Trace the Sign of the Cross on both ears, saying: (Name), your ears have been opened by the grace of God. Hear the words of Christ.

Then trace the Sign of the Cross on the lips, saying: (Name), your lips have been opened by the grace of God. Speak as Christ would speak. Profess the faith you hear for the glory of God.

Sing or say:

Blessed be God! O blessed be God!

All: ***Blessed be God! O blessed be God!***

Place your hand on the candle again and say:

Leader: Blessed are you, Lord our God. At the very beginning of all things, You made light for our universe and separated the light from the darkness.

Sing or say: Blessed be God! O blessed be God!

All: ***Blessed be God! O blessed be God!***



Take the Bible or Lectionary and proclaim Philippians 4:4 – 7. When you have finished proclaiming, return the Bible or Lectionary to the table.

After a few moments of silence, invite everyone to stand.

Leader:

Let us give thanks to God, always and for everything, in the name of our Lord Jesus Christ.

Sing or say:

Blessed be God! O blessed be God!

All:

Blessed be God! O blessed be God!

God our Father, we give you thanks for all your gifts so freely given to us.

Leader:

Sing or say:

Blessed be God! O blessed be God!

All:

Blessed be God! O blessed be God!

For the beauty and wonder of your creation in earth and sky and sea.

Leader:

Sing or say:

Blessed be God! O blessed be God!

All:

Blessed be God! O blessed be God!

For all that is filled with Your grace, showing us the light of Christ.

Leader:

Sing or say:

Blessed be God! O blessed be God!

All:

Blessed be God! O blessed be God!

For minds to think and wonder and hearts to love and care. For hands to serve and health and strength to work.

All:

Blessed be God! O blessed be God!

And above all, for the greatest gift given to us: Christ Jesus our Lord. To him be praise and glory with you and the Holy Spirit, now and for ever.

Leader:

Sing or say:

Blessed be God! O blessed be God!

All:

Blessed be God! O blessed be God!



Getting in Touch with the Experience

Leader

Invite everyone to recall what you have done together so far in this session. Ask them to think about the discussion of different kinds of messages and about the ritual. Ask them to remember what they heard and saw.

Use the following questions, one at a time, to help the candidates to remember the light ritual. Relax and allow for silence. Encourage everyone to respond, but it is not necessary for everyone to speak.

Question:

What did you hear?

Hopefully you will hear: “N., said my name”; “I am sending you”; “be wise”; “do not worry”; “it is not you who speak”; “tell what I say”; “rejoice”; “the Lord is near”; “pray with thanksgiving”; “peace will guard your hearts and minds”; “your ears have been opened”; “your lips have been opened”; “hear the words of Christ”; “speak as Christ would speak”.

What did you see?

Hopefully you will hear: “N., made a Sign of the Cross on everyone’s lips and ears”; “N. was holding the Bible”.

What did you feel?

Hopefully you will hear: “N., touched my ears”; “N., touched my mouth”; “I felt nervous.”

Is there anything else you remember?

Close this part of the session by singing or saying:

Leader:	Blessed be God! O blessed be God!
All:	<i>Blessed be God! O blessed be God!</i>

Refreshments

Catechesis on the Experience

Leader:	Blessed be God! O blessed be God!
All:	<i>Blessed be God! O blessed be God!</i>

Everyone should be sitting in silence for a few minutes. Invite the participants to remember their experience of the ritual. Recall the candidates’ comments from before the break, and then ask:

What message did you receive in our celebration today?

Hopefully you will hear: “God loves us”; “The community cares about us”; “We do not need to worry”; “God is sending us out”; “God wants us to rejoice”; “The cross is important because it was traced on us”; “God wants us to hear and to speak”.

There are no right or wrong answers

**Question:**

Can you tell us how you received that particular message today? Was it in something someone said, or did, or something you saw, or was it in something else?

When all who want to have shared, summarize by commenting that God speaks to us in many different ways. God sends us messages through all things that God has created.

Helping the Children Make the Connection with Baptism

Remind everyone that at the time of their Baptism the Christian community prayed that their ears would be opened to God. Acknowledge that sometimes it is easy, but often it can be difficult to hear God's message. Ask:

Question:

Why do you think it can be difficult to recognize God's messages?

Listen to their responses. Explain that: God sends messages in different ways and through different people.

Highlight that:

God sends messages through the stories in the Bible. At Mass the homily is also a message from God. Prayers and hymns may also be messages from God. God does not rely on just one way to send messages. God also sends us messages through other people. Sometimes we know the people and other times we read or hear about the people and receive messages that way.

Ask:

Why do you think the Church, the people of God, prayed that our ears would be opened to God when we were baptized?

Hopefully you will hear: "So that we would be able to hear God's message".

Listen to their responses. Bring out the following: It is only God who makes us able to recognize God's messages.

Explain that: God makes it possible for us to receive messages, but we need to be open to God. There is nothing we can do without God's help. So when someone reads the word of God to us, God is speaking and God is also helping us to hear and understand.

Ask: Why do you think the Church, the family of God, prayed that our lips would be opened and we would give glory to God when we were baptized?

Hopefully you will hear: "So we could tell others about God"; "So we could talk and share God's message"; "So we hear and be open to God's Word through others".

Listen to their responses. Explain that:

We are to speak as Christ would speak. When Jesus spoke, he thanked his Father for all good things. Jesus talked to God about people in need and he talked to the people in need about God. We are called to do the same. We are to tell others about the great things God has done. We are to thank God for the great and wonderful things that have been done.



Often we do not even know that God is helping us. When we pray to God, it is God who helps us to pray. We just need to ask God to help us. But God often helps us without being asked.

Our most important prayer is to thank and praise God, to tell God that we appreciate the gifts we have been given. For some reason people who remember to ask God for things, forget to thank God. When bad things happen we run to God in prayer, but when good things happen we easily forget about God.

We can also pray for others. This is one of the reasons we were anointed at Baptism. This is the work of God's royal, priestly family. Sometimes it may be a little confusing or we may be unsure about how we are to pray or what we need to say to God. God helps us at these times, too.

Remind the children of the reading from Matthew's gospel where God tells us not to worry about what we are to speak or say. God tells us that the Spirit will lead us. We can remember to begin our prayer by asking the Holy Spirit to help us pray

Connecting with Confirmation and Eucharist

Make the link to Confirmation by bringing out the following:

During the past weeks we have heard about some gifts of the Holy Spirit. We will delve into these deeper during the next few weeks.

We are Confirmed only once. We are Confirmed for life in the family of God. The family of God lives at the Table of the Lord. That is where we gather and where we show the world who we are. It is at the Table of the Lord that we most strongly show our love and respect for God. It is at the Table of the Lord that God feeds us and the Holy Spirit strengthens us to be a message for the world.

That is why we go to Mass: to praise and thank God for our lives and for Jesus, to be fed and strengthened to grow in Christ, so that we can share Christ's love to others by our words and actions.

Bringing the Session Home

- Complete at home together "Awakened to Grace" (page 26); "I Can Do It," (page 27); practice the response (page 28); and pray together the prayer on page 29, (*Come Spirit of God Family Book*). Continue the conversation.

Closing Ritual

Leader:	Blessed be God! O blessed be God!
All:	<i>Blessed be God! O blessed be God!</i>
Leader:	Who calls you by name
All:	<i>Who calls you by name</i>
Leader:	Holy and chosen one!
All:	<i>Holy and chosen one!</i>

Adapted from Come Spirit of God Leader's Guide, pp. 79 – 93



Christ the King Sunday (Cycle A)

(Green Cloth)



Welcome: "Good morning boys & girls. Welcome!"

Announcements: Make any necessary announcements before the liturgy begins.

Candle/Book: Choose a child to process with the candle and a parent the book.

Song: *Open Our Hearts* (by Christopher Walker)

Sign of the Cross: Lead the children in making the Sign of the Cross.

First Reading: "This is a reading from the prophet Ezekiel." (*Readings may be proclaimed by a parent*)

The Sunday Book of Readings Adapted for Children, p. 127

"The Word of the Lord."

Children: "Thanks be to God."

Responsorial Psalm: **Children's Response:** "You are my shepherd, you are my friend. I want to follow you always, just to follow my friend."
 Verse 1: "I have all I need. You are my shepherd, your hand is with me."
 Verse 2: "When pathways are dark, you are there guiding me, keeping me safe."
 Verse 3: "You give me to eat. You make me welcome, you fill me with joy."
 Verse 4: "Your goodness I know. Your love will be with me all of my life."
 (*Pause in silence for a moment*)



Alleluia: Sing the Alleluia together.

Gospel: "This is a reading from the Gospel of Matthew."

Children: "Glory to you, Lord." (*Three crosses - Lord be in my thoughts, in my words, and in my heart*)

The Sunday Book of Readings Adapted for Children, p. 138-139

"The Gospel of the Lord."

Children: "Praise to you, Lord Jesus Christ."

Dialogue: "Today we are celebrating a special day the Feast of Christ the King. The people of Israel saw their leader as a shepherd and a king. David, for example, was a shepherd and he became a king. God



wanted his people to see him as a shepherd. What does a shepherd do to take care of the sheep?" (**share** - feed them, care for them, find lost ones, help the ones that are sick, etc.) "God wants us to know that he will take care of us the same way."

"In the Gospel, we hear how Jesus acts like a shepherd and a king. When we say Jesus is our king, we mean that he is our leader. He leads us. He teaches us and we want to follow our leader. What have you learned from Jesus?" (**share**) "Jesus, our king, is teaching us a very important lesson today. He wants us to remember that what we do to others we do to him. If you help anyone, you do it for Jesus. What do you do to make people happy?" (**share** - help your mom and dad, be kind to your brothers and sisters, visit your grandma and grandpa, give someone a hug, make a surprise for someone, etc.)

"When you make someone else happy, you actually make Jesus happy. Jesus said, 'When you do those things for any of my brothers and sisters, you do it for me.' We should always try to do things that make others happy because that will make Jesus happy."

Intentions:

"Let us pray: *(The intentions may be read by the children)*

That we share and help others whenever we can, we pray to the Lord.

Children: "Lord, hear our prayer."

That we thank Jesus, our King, for his care for us, we pray to the Lord.

Children: "Lord, hear our prayer."

Encourage the children to share their own intentions



Song:

Choose from *Catholic Book of Worship III*, your parish hymnal, or other sourced song book. Be sure it is related to the theme of today.

Closing:

Discuss the Home Assignment and select readers for the following week; all parents should be encouraged to read next week's readings with their children.



Name: _____

Date: _____

HOME ASSIGNMENT

Christ the King Sunday (Cycle A)

1. In the Gospel, Jesus is compared to a king. What does a king do for the people in his kingdom?

2. Jesus says that "when you do things for any of my brothers and sisters in need, you do it for me". List three things you could do this week to take care of people around you. Write them down below and check them off when you accomplish them.

3. Draw a picture of one thing that you can do to take care of others.

A large rectangular box with a blue border, intended for a drawing.



Our Faith Journey Year 2 Cycle A – B

Scope and Sequence Review Chart

THE LITURGICAL SEASON OF ORDINARY TIME: 24TH – CHRIST THE KING SUNDAY (CYCLE A)

Catechetical Focus <i>The Holy Spirit, the Giver of Life, draws us to Christ</i>	Thematic Scriptural References that support the Catechesis of the Mass	Knowledge and Understanding (Cognitive Level) <i>The child knows...</i>	Skills (Practical Level) <i>The child can...</i>	Values and Attitudes (Affective Level) <i>The child...</i>	Lectionary Readings Cycle A Gospel Reading
<p>To enable the children to know, contemplate, celebrate and live the mystery of the Trinity made alive in us by the power of the Holy Spirit who brings Jesus into the lives of the children by the sacraments</p> <p>Prepare the children to encounter the Lord Jesus</p> <p>Unites the children to the life and mission of Christ</p> <p>Sends the Church/the children forth in Christ</p>	<p>Jn 14:15 – 29 <i>I will not leave you orphaned</i></p> <p>Jn 14: 15 – 29 <i>But ... the Holy Spirit, whom the Father will send in my name, will teach you everything, and remind you of all that I have said to you.</i></p> <p>Mt 28:20 <i>I am with you always</i></p>	<p>That Jesus promised to make the Spirit present to us</p> <p>That the Holy Spirit, the Giver of Life is present in our liturgical celebrations</p> <p>That the Holy Spirit will guide our actions and help us reach out to others</p> <p>Prayer to God is important for being a part of a community</p> <p>Some of the implications of one's life of Baptism, Confirmation and Eucharist</p>	<p>Recognize the active presence of someone who is absent</p> <p>Participate in a celebration of the Word honouring the Holy Spirit</p> <p>Call on the Holy Spirit for help</p> <p>Pray to the Holy Spirit</p> <p>Participate in celebrations and rituals of the Christian community—especially Sunday worship</p> <p>Give to others</p>	<p>Pray to the Holy Spirit and ask for guidance in times of need</p> <p>Feel the presence of the Holy Spirit</p> <p>Wants to reach out and give to others</p> <p>Is grateful for the people who are part of his or her community</p> <p>Works and plays with others with joy</p> <p>Appreciate being part of and participating in a gathering</p>	<p>24th Sunday Mt 18:21–35 25th Mt 20:1–16 26th Mt 21:28–32 27th Mt 21:33–43 28th Mt 22:1–10 29th Mt 22:15–21 30th Mt 22:32–39 31st Mt 23:1–12 32nd Mt 25:1–13 33rd Mt 25:14–30 Christ the King Mt 25:31–40</p>



Our Faith Journey

Advent Season
Christmas Season

LESSON PLANS YEAR TWO 2nd – 6th Sundays in Ordinary Time Cycle B





The Liturgical Season of Advent/Christmas (Cycle A)

MAKING THE CONNECTION

The Sunday Readings for Cycle B, for the liturgical season of Advent and Christmas, and the expectations covered in the *Criteria for Catechesis* for children age eight, serve as a guide in the lessons presented. We continue to guide children to know, contemplate, celebrate and live the love of the Trinity by understanding that Jesus reveals the Holy Spirit who we receive in Baptism, and who calls us continually to grow close to God. Catechists continue to help children make the connection between the Gospel message and their lives. The following themes should be covered:

Catechetical Outcomes

- Reinforce desired outcomes identified in the matrix that emphasize the catechetical focus (the Holy Spirit, the Giver of Life draws us to Christ)
 - * Students will explore the notion of hope
 - * Learn about the Advent/Christmas/Epiphany cycle through scriptural stories
 - * Celebrate the Holy Spirit as the One who came to Isaiah, John the Baptist, Mary and Joseph
 - * Present the ministry of Jesus in the power of the Holy Spirit as a growing light in the darkness
- They will be able to explain the meaning of passages of Scripture:
 - » *The people who walked in darkness have seen a great light*
 - » *The story of John the Baptist: hope in a time of darkness*
 - » *The story of the birth of Jesus at night*
 - » *The visit of the Magi to Jesus, guided by a star*
 - » *He will baptize you with the Holy Spirit*

Cognitive/Practical and Affective Outcomes

- The children will KNOW
 - * The narratives of Isaiah, John the Baptist and Mary
 - * Rituals celebrated during the time of Advent and Christmas
 - * The responses to the Angels
 - * The Holy Spirit prompts us to give to the needy
 - * The Holy Spirit is at work everywhere to make light where there is darkness
 - * The Holy Spirit is present at all points in Jesus' birth and life
- The children will be able to DO the following
 - * Grasp the meaning of hope in the midst of darkness
 - * Understand some of the symbols and prepare the rituals of Advent, Christmas and Ordinary Time
 - * Participate in group activities being sensitive to others when things are difficult
 - * Participate with their families in actions of sharing with others



- The children should demonstrate the following VALUES and ATTITUDES
 - * Appreciate this season as a time of light and hope in darkness
 - * Appreciate the ministry of Jesus, in the power of the Holy Spirit, as a growing light in the darkness
 - * Hope in spite of difficult times
 - * A sense of the meaning of the prayers of the liturgical seasons of Advent and Christmas

Specific Lectionary Based Outcomes

- (1st) As we begin a new season of the liturgical year we are reminded that we are called to love in such a way that we are always ready to greet the Lord at his coming
- (2nd) John the Baptist came telling people to change their lives and be baptized so their sins would be forgiven
- (3rd) The Gospel focuses on Christ the Light who is the God who comes to save those who witness the faith
- (4th) The story of the Annunciation introduces Mary as our model of an ordinary person who freely said “Yes” to God
- (Christmas) God’s great love for the world is expressed in his great gift to the world, Jesus, a child, our Saviour who promises light and peace
- (Holy Family) Upon the presentation of Jesus in the temple, Simeon, a holy man, recognized Jesus as our Light and our Saviour; Anna talked about him to everyone who was waiting for the Messiah to come
- (Mary the Mother of God) Today we celebrate Mary, the Mother of God, as we recount the naming of Jesus, a name that means Saviour
- (Epiphany) The birth of Christ is the manifestation or epiphany of God in the world. He is light for the world. Visitors came from afar to see this sign of God’s unconditional love for all people
- (Baptism of the Lord) John baptized with water telling the people that someone greater than himself (Jesus) was coming who would baptize in the Holy Spirit. We received the Holy Spirit at our baptism as Jesus did
- The Creed is a statement of what Catholics believe
- (2nd Sunday in Ordinary Time) Jesus invites us to follow him. As disciples we listen, see and tell others about Jesus
- (3rd) Others learn about Jesus by what they see us do and say. What does it mean to follow Jesus today?
- (4th) Jesus speaks with authority and if we listen to him we will know how to choose what is right
- (5th) Jesus healed many people who had faith in him and continued through many towns and villages to preach the Good News
- (6th) Jesus was filled with power and compassion and we should imitate his gentleness, kindness and attention to others’ needs
- (7th) Jesus has the power to forgive our sins



- (8th) Jesus brings true happiness and true joy to those who try to follow his way
- (9th) Jesus kept the Sabbath holy. We too are to follow the commandments out of love for Jesus



1st Sunday in Advent (Cycle A)

(Purple Cloth)



Welcome: "Good morning boys & girls. Welcome!"

Announcements: Make any necessary announcements before the liturgy begins.

Candle/Book: Choose a child to process with the candle and a parent the book.

Song: *Open Our Hearts* (by Christopher Walker)

Sign of the Cross: Lead the children in making the Sign of the Cross.

First Reading: "This is a reading from the prophet Isaiah." (*Readings may be proclaimed by a parent*)

The Sunday Book of Readings Adapted for Children, p. 2

"The Word of the Lord."

Children: "Thanks be to God."

Responsorial Psalm: **Children's Response:** "Come and stay with us, O Lord. Holy is your name."

Verse 1: "God in heaven, shine on us. You who are mighty, save us."

Verse 2: "Come, our Saviour, stay with us. Come and bring us back to you." (*Pause in silence for a moment*)

Alleluia: Sing the Alleluia together.



Gospel: "This is a reading from the Gospel of Mark."

Children: "Glory to you, Lord." (*Three crosses - Lord be in my thoughts, in my words, and in my heart*)

The Sunday Book of Readings Adapted for Children, p. 3

"The Gospel of the Lord."

Children: "Praise to you, Lord Jesus Christ."

Dialogue: "In the first reading, the prophet Isaiah speaks to God. He wonders why God allows us to wander away from what he wants us to do. How do you think God wants us all to act?" (**share** - be good, kind, helpful, etc.) "It's not always easy to behave ourselves. Was there a time this week when you didn't do what you were supposed to?" (**share**) "We all try to be good people, but sometimes we make mistakes (and



sin). However, we need to keep in mind that this is not the way God wants us to behave."

"In four weeks we'll celebrate Christmas. What is Christmas all about?" (**share** - birth of Jesus) "Do you celebrate your birthday? Why?" (**share**) "Your family was so happy when you were born. Every year we remember that day because you are so special. The whole world celebrates the Birth of Jesus. We get ready for our birthdays and Christmas because we know the dates they will happen. But Jesus will also come back at the end of time. Unfortunately, we don't know when this will happen!"

"In today's Gospel, Jesus reminds us that we do not know the date when he will come again and we must always be ready. How can we be ready? What would we want to be doing when Jesus comes?" (**share** - live the way God wants, pray, listen to parents, etc.) "What do you think Jesus meant when he said, 'Stay awake'?" (**share**) "Jesus does not mean that we should never go to sleep. He means when we are awake we should be thinking and doing good things to prepare our hearts. We are getting ready for the birth of Jesus, but we should always be ready for when he comes again."

Intentions:



"Let us ask Jesus to bless us as we pray: (*The intentions may be read by the children*)

That we get our hearts and homes ready for Christmas, we pray to the Lord.

Children: "Lord, hear our prayer."

That we will be generous and help others, we pray to the Lord.

Children: "Lord, hear our prayer."

Encourage the children to share their own intentions.

Hymn:

Choose from *Catholic Book of Worship III*, your parish hymnal, or other sourced song book. Be sure it is related to the theme of today.

Closing:

Discuss the Home Assignment and select readers for the following week; all parents should be encouraged to read next week's readings with their children.



Name: _____

Date: _____

HOME ASSIGNMENT

1st Sunday in Advent (Cycle A)

1. Advent is the preparation time for the birth of Jesus. What are some of the things that you do with your family to prepare for Christmas? Think of some of the traditions that your family has around Christmas time.



2. We celebrate Jesus' birth each year and you celebrate your birthday every year. Describe your favourite birthday or birthday party.

3. Draw a picture of yourself celebrating your birthday.



Rite of Acceptance into the Order of Catechumens

CHILDREN

Receiving the Candidate

Enquirers together with their sponsors will gather in the foyer of the Church.

The Presider will invite the Community to stand and face the foyer for the beginning of the Rite and will welcome them.

Presider:	(Name) what do you want to become?
Candidates:	<i>A Christian.</i>
Presider:	Why do you want to become a Christian?
Candidates:	<i>Because I believe in Christ.</i>
Presider:	What do you gain by believing in Christ?
Candidates:	<i>Eternal life.</i>
Presider:	Since you already believe in Christ and want us to prepare you for baptism, we welcome you joyfully into our Christian family, where you will come to know Christ better day by day. Together with us you will try to live as children of God, for our Lord has taught us: "Love God with all your heart and love one another as I have loved you."

Affirmation by the Parents

Presider:	Parents, your child has asked to be prepared for baptism. Do you consent to his/her request?
Parents:	<i>We do.</i>
Presider:	Parents, are you willing to do your part in his/her preparation for baptism?
Parents:	<i>We are.</i>

Affirmation by the Parents and Sponsors, and the Assembly

	<i>(to sponsors)</i>
Presider:	(Name), has set out on the road to baptism. She/he will need the support of our faith and love. Are you, parents, sponsors and members of this faith community ready to give that help?
Sponsors/All:	<i>We are.</i>
Presider:	God of mercy, we thank you for your servant (Name). You have sought and summoned him/her in many ways and he/she has turned to seek you. You have called him/her today and he/she has answered in our presence; We praise you Lord, and we bless you.
Choir:	<i>We stand with you, we pray for you, O holy child of God (sung)</i>



All will be part of the procession. The Catechumen, together with his /her sponsors will go directly to the foot of the Sanctuary. They and their sponsors will stand sideways. The Presider invites the congregation to be seated.

Signing of the other Sense

While the prayers are being said the sponsor will sign the candidate's senses.

	<i>(While the ears are being signed)</i>
	Receive the sign of the cross on your ears, so that you may hear the voice of the Lord.
	<i>(While the eyes are being signed)</i>
	Receive the sign of the cross on your eyes so that you may see the glory of God.
	<i>(While the lips are being signed)</i>
Presider:	Receive the sign of the cross on your lips so that you may respond to the Word of God.
	<i>(While the breast is being signed)</i>
	Receive the sign of the cross over your heart, so that Christ may dwell there by faith.
	<i>(While the shoulders are being signed)</i>
	Receive the sign of the cross on your shoulders, so that you may bear the gentle yoke of Christ
	I sign you with the sign of eternal life + in the name of the Father, and of the Son and of the Holy Spirit.
All:	<i>Amen.</i>
	<i>Invites all to return to their seats</i>
Presider:	Penitential Rite Opening Prayer
	<i>(Sends forth the children for their own Liturgy of the Word)</i>
Liturgy of the Word	First Reading Responsorial Psalm Second Reading Gospel Acclamation Gospel Homily
	<i>With hands outstretched over the Catechumen(s)</i>
	Let us pray.
Presider:	God of all creation, we ask you to look favorably on your servant(s) (Name). Make him/her/ them fervent in spirit, joyful in hope, and always ready to serve your name.
	Lead him/her/them, Lord, to the baptism of new birth, so that, living a fruitful life in the company of your faithful, he/she/they may receive the eternal reward that you promise.
	We ask this in the name of Jesus the Lord.



All:	<i>Amen.</i>
Presider:	<i>Invites the assembly to raise their hands in blessing</i>
	Catechumens, go in peace to reflect on God's Word, and may the Lord remain with you always.
Catechumens:	<i>Thanks be to God.</i>

Creed

The Order of Mass continues

The Rite of Welcoming

For those already baptized

The Catechist will call Candidates to come forward together with their parents and sponsors.

Presider:	My friends, what do you ask of God's Church?
Candidates:	<i>To come closer to Jesus.</i>
	God has called you to new birth by water and the Holy Spirit.
	By your baptism into the death and resurrection of Christ you have been given the promise of eternal life. Eternal life comes from knowing God, and Jesus Christ whom he sent to save us, Jesus suffered and died for us, and was raised in glory to be our Lord.
Presider:	If you wish to follow Jesus more closely as a member of his Church, you must come to the fullness of truth and put on the mind of Christ. You must seek to model your love on His, and to obey the teaching of his Gospel: Love God with all your heart and strength, and love your neighbor as Christ has loved us.
	Are you prepared to deepen the mystery of your baptism, and join us in a life of prayer and service in union with Christ our Saviour?
Candidates:	<i>We are.</i>

Affirmation by the Sponsor and the Assembly

	Friends,
Presider:	You have presented these candidates to this community of (Name). Are you ready to walk with them and help them as they continue to prepare to be received into the full communion of the Catholic Church?
Sponsors:	<i>We are.</i>
	<i>To the community</i>
Presider:	As members of our community of faith, are you ready to help all these candidates by your love, prayers and example?
Sponsors:	<i>We are.</i>



	Merciful Father,
Presider:	We thank you for these your servants whom you have consecrated in baptism. You have called them to deepen their faith and they have answered in the presence of your people. All praise is yours, Lord, for ever and ever.
	Amen.
Choir:	<i>Glory and praise to you, Lord Jesus Christ (sung)</i>

Signing of the Candidates

	Candidates for Confirmation and First Communion, receive again the sign of your life in Christ.
	<i>(The sign of the cross is traced on the foreheads of the Candidates)</i>
Presider:	(Name), receive the cross of our Saviour as a reminder of your share in the death and resurrection of Christ. May you be strengthened by this sign and come to the banquet of Christ's sacrifice.
	Amen.



2nd Sunday in Advent (Cycle A)

(Purple Cloth)



Welcome: "Good morning boys & girls. Welcome!"

Announcements: Make any necessary announcements before the liturgy begins.

Candle/Book: Choose a child to process with the candle and a parent the book.

Song: *Open Our Hearts* (by Christopher Walker)

Sign of the Cross: Lead the children in making the Sign of the Cross.

First Reading: "This is a reading from the prophet Isaiah." (*Readings may be proclaimed by a parent*)

The Sunday Book of Readings Adapted for Children, p. 4

"The Word of the Lord."

Children: "Thanks be to God."

Responsorial Psalm: **Children's Response:** "Come and stay with us, O Lord. Holy is your name."

Verse 1: "For all your people you bring peace. Now salvation comes for us."

Verse 2: "You come with justice, be with us. As you have promised: save us." (*Pause in silence for a moment*)

Alleluia: Sing the Alleluia together.



Gospel: "This is a reading from the Gospel of Mark."

Children: "Glory to you, Lord." (*Three crosses - Lord be in my thoughts, in my words, and in my heart*)

The Sunday Book of Readings Adapted for Children, p. 5

"The Gospel of the Lord."

Children: "Praise to you, Lord Jesus Christ."

Dialogue: "The first reading is about the people of Israel who had been sent to Babylon. As far as they were concerned, they were sent there as a punishment for their sin. This reading focuses on their release from this punishment because God was coming to save them. A voice told them to prepare a way for God and that every valley would be filled



in and every mountain would be made small. This image shows us that when God comes, all will be equal. God is the Saviour."

"In today's Gospel, we hear about John the Baptist. John was the cousin of Jesus. Do you have cousins?" (**share**) "John was a very special person. He baptized people with water. You have been baptized with water and the Holy Spirit so you can share what you know about Jesus with others. John told the people about Jesus. He told them how to get ready for Jesus. If you were John, what would you tell people to do?" (**share** - be a good friend, a good son/daughter, a good brother/sister, a good neighbour, and be helpful)

"When mom or dad tell you to go to bed, to clean your room, to take out the garbage, etc., what do you sometimes say or think?" (**share** - I don't want to, I'm doing something else right now, etc.) "So now, in this special time we call Advent, we want to really try to say 'yes' even when it is hard. This is what God would want. This is how we show we are ready for Jesus."

Intentions:

"Let us pray to Jesus with all of our hearts:

(The intentions may be read by the children)

That we say 'yes' to what God wants us to do, we pray to the Lord.

Children: "Lord, hear our prayer."

For our families, we pray to the Lord.

Children: "Lord, hear our prayer."

Encourage the children to share their own intentions.



Song:

Choose from *Catholic Book of Worship III*, your parish hymnal, or other sourced song book. Be sure it is related to the theme of today.

Closing:

Discuss the Home Assignment and select readers for the following week; all parents should be encouraged to read next week's readings with their children.



Name: _____

Date: _____

HOME ASSIGNMENT

2nd Sunday in Advent (Cycle A)

1. Today's Gospel is about John the Baptist. What are all the things you know about John? Maybe you could research and find one other important fact about the life of John the Baptist.



2. John the Baptist told the people to get ready for the coming of Jesus. What do you think John wanted the people to do? How should they act?

3. Draw a picture of John baptizing people.

A large, empty rectangular box with a thin blue border, intended for a drawing.



3rd Sunday in Advent (Cycle A)

(Purple Cloth)



Welcome: "Good morning boys & girls. Welcome!"

Announcements: Make any necessary announcements before the liturgy begins.

Candle/Book: Choose a child to process with the candle and a parent the book.

Song: *Open Our Hearts* (by Christopher Walker)

Sign of the Cross: Lead the children in making the Sign of the Cross.

First Reading: "This is a reading from the prophet Isaiah." *(Readings may be proclaimed by a parent)*

The Sunday Book of Readings Adapted for Children, p. 6

"The Word of the Lord."

Children: "Thanks be to God."

Responsorial Psalm: **Children's Response:** "God, my heart delights in you. Holy is your name."

Verse 1: "You keep your promise always; helping your people all their days."

Verse 2: "You care for your servant; all will see. Now your goodness blesses me." *(Pause in silence for a moment)*

Alleluia: Sing the Alleluia together.



Gospel: "This is a reading from the Gospel of John."

Children: "Glory to you, Lord." *(Three crosses - Lord be in my thoughts, in my words, and in my heart)*

The Sunday Book of Readings Adapted for Children, p. 7

"The Gospel of the Lord."

Children: "Praise to you, Lord Jesus Christ."

Dialogue: "The readings today focus on the coming of the Light...Jesus!"

"In the first reading, the prophet Isaiah says that God will bring justice and glory to all the nations. The One sent by God (Jesus) will



be on a mission to help the poor and the oppressed, and to comfort the broken-hearted. The coming of Jesus is Good News for the world!

"The Gospel is also about the coming of Jesus, the Light. Have you noticed that at this time of the year the days are short and we have a lot of darkness? It is dark already when we eat supper. In the dark we can't see where we are going. We stumble over things and hurt ourselves. What do we do?" (**share** - turn on a light) "The days begin to get longer again after Christmas."

"John the Baptist spoke about the light that was coming. He was speaking about Jesus. Just like a bright light helps us to find our way in the dark, Jesus shows us how we must live to make our homes, our school, and even the world a better place. What things do we do around this time of year to remind us that Jesus is our light?" (**share** - decorations: lights on houses and trees) "All these lights make Christmas very special. Jesus wants us to be lights, too. How can you and I be lights for others?" (**share** - making others happy, sharing, forgiving, telling about Jesus) "John the Baptist calls us to see the Light. That Light is Jesus, and he is coming soon."

Intentions:



"Let us ask Jesus to bless us as we pray: (*The intentions may be read by the children*)

That we remember that Jesus is our true light, we pray to the Lord.

Children: "Lord, hear our prayer."

That we will be generous when it comes to helping and sharing and caring, we pray to the Lord.

Children: "Lord, hear our prayer."

Encourage the children to share their own intentions.

Hymn:

Choose from *Catholic Book of Worship III*, your parish hymnal, or other sourced song book. Be sure it is related to the theme of today.

Closing:

Discuss the Home Assignment and select readers for the following week; all parents should be encouraged to read next week's readings with their children.



Name: _____

Date: _____

HOME ASSIGNMENT

3rd Sunday in Advent (Cycle A)

1. John the Baptist described Jesus as a "Light". Why is light so important in your life? What are some of the things that you like to do that require you to have light? List all the activities that you can think of.



2. How do you think Jesus is similar to "light"? What qualities does light have that Jesus also has?

3. Draw a picture of different sources of light (candles, bulbs, etc.).

A large empty rectangular box with a blue border, intended for the student to draw a picture of different sources of light.



4th Sunday in Advent (Cycle A)

(Purple Cloth)



Welcome: "Good morning boys & girls. Welcome!"

Announcements: Make any necessary announcements before the liturgy begins.

Candle/Book: Choose a child to process with the candle and a parent the book.

Song: *Open Our Hearts* (by Christopher Walker)

Sign of the Cross: Lead the children in making the Sign of the Cross.

First Reading: "This is a reading from the second book of Samuel."

(Readings may be proclaimed by a parent)

The Sunday Book of Readings Adapted for Children, p. 8

"The Word of the Lord."

Children: "Thanks be to God."

Responsorial Psalm: **Children's Response:** "God, my heart delights in you. Holy is your name."

Verse 1: "I sing your love is wonderful. You are always faithful."

Verse 2: "You said to David long ago: You will always bless him."

(Pause in silence for a moment)

Alleluia: Sing the Alleluia together.

Gospel: "This is a reading from the Gospel of Luke."

Children: "Glory to you, Lord." *(Three crosses - Lord be in my thoughts, in my words, and in my heart)*

The Sunday Book of Readings Adapted for Children, p. 9

"The Gospel of the Lord."

Children: "Praise to you, Lord Jesus Christ."

Dialogue: "The readings today highlight how God worked through humans."
 "The first reading speaks about the promise God made to David. Do you remember any of the things that God promised?" (**share** - God called David to be a leader, was with him, destroyed his enemies, etc.) "God also promised to make a member of David's family a 'great king', who would be like a son, and whose kingdom would last forever."





Who do you think God was talking about?" (**share** - Jesus) "God fulfilled his promise to David through Mary, who would become Jesus' mother."

"Today's Gospel is all about Mary. Jesus did not come to earth as a grown-up person. Jesus came as a baby. He needed a mother. When the angel came to Mary, what was the message from God? (**share** - Mary was going to have a baby/Jesus) "How do you think Mary felt?" (**share** - confused, a little frightened) "Even though Mary was scared, she said yes. Why do you think she said yes to God?" (**share** - she loved God and had faith in God)

"We, like Mary, are called to have total faith in God. She said yes to God, and we should try to trust God just like Mary. God loves us and we need to trust in God's love. Jesus called Mary his mother. He loved his mother and was proud of her. We, too, love Jesus and we also love his mother. Sometimes we call her Our Lady. We have only a few days until Christmas. Have you been trying to get ready for Jesus?" (**share** - emphasize how the children are trying to think of others, be helpful, etc.) "Keep thinking about Jesus this week, and have a Merry Christmas!"

Intentions:



"Let us pray: (*The intentions may be read by the children*)

That we try to do whatever God asks of us, we pray to the Lord.

Children: "Lord, hear our prayer."

For all those who travel by cars and planes during the Christmas holidays, that they will have a safe trip, we pray to the Lord.

Children: "Lord, hear our prayer."

Encourage the children to share their own intentions.

Hymn:

Choose from *Catholic Book of Worship III*, your parish hymnal, or other sourced song book. Be sure it is related to the theme of today.

Closing:

Discuss the Home Assignment and select readers for the following week; all parents should be encouraged to read next week's readings with their children.



Name: _____

Date: _____

HOME ASSIGNMENT

4th Sunday in Advent (Cycle A)

1. Fill in the blanks: *(based on Luke 2:1-20)*

Joseph and Mary went from the town of Nazareth to the City of

_____, which is called _____. While they were

there the time came for _____'s child to be born. She gave birth to her first-born

_____ and wrapped him in swaddling clothes and laid him in a _____, because

there was no room for them in the inn. At that time, there were _____ in the fields

watching over their sheep at night. An _____ of God appeared to them, and the glory

of the _____ surrounded them with a great light. And they were frightened. "Do not


be afraid, I come to bring you good _____. Today, in the City of _____, a

Saviour has been born for you." They hurried to _____ and found _____ and

_____ and saw the baby lying in the _____. They knelt down and adored

Jesus, their Lord and Saviour. The _____ returned to their fields, thanking and

praising _____ for all they had heard and seen.



2. Draw a picture of Mary, Joseph, and the baby Jesus lying in a manger.



Holy Family Sunday (Cycle A)

(White Cloth)



Welcome: "Good morning boys & girls. Welcome!"

Announcements: Make any necessary announcements before the liturgy begins.

Candle/Book: Choose a child to process with the candle and a parent the book.

Song: *Open Our Hearts* (by Christopher Walker)

Sign of the Cross: Lead the children in making the Sign of the Cross.

First Reading: "This is a reading from Paul's letter to the Colossians."
(Readings may be proclaimed by a parent)
The Sunday Book of Readings Adapted for Children, p. 12
 "The Word of the Lord."
Children: "Thanks be to God."

Responsorial Psalm: **Children's Response:** "All the families of the earth, rejoice to hear of the Saviour's birth."
 Verse: "Proclaim salvation! God's wonders done for the earth." *(Pause in silence for a moment)*

Alleluia: Sing the Alleluia together.



Gospel: "This is a reading from the Gospel of Luke."
Children: "Glory to you, Lord." *(Three crosses - Lord be in my thoughts, in my words, and in my heart)*
The Sunday Book of Readings Adapted for Children, p. 13
 "The Gospel of the Lord."
Children: "Praise to you, Lord Jesus Christ."

Dialogue: "The readings today focus on the importance and the holiness of family life."

 "In the first reading, Paul gives the principles that cover the family life of baptized Christians. Do you remember what he suggested?"
 (**share** - be kind and patient, be honest and gentle, forgive others, love one another, etc.) "In our family, we are asked to respect and



love one another. Christian families should live this way because they are loved by God and it is what God would want."

"The Gospel today tells the story of when Mary and Joseph presented Jesus in the temple. Long ago, it was the custom to take the first born son to the temple and offer a sacrifice. Do you remember what Mary and Joseph offered as a sacrifice?" (**share** – two turtledoves)

"Last week we heard about the promise God made to David. Does anyone remember what that promise was?" (**share** – to make a member of David's family a 'king') "Simeon and Anna, a holy man and a holy woman, remembered the promise and recognized that Jesus was the result of the promise. Do you remember what Simeon called Jesus?" (**share** – the Light) "We have heard in previous weeks that Jesus is compared to light, eliminating the darkness in our lives. Do you ever see light being used during Mass?" (**share** – candles on the altar, Easter candle, baptism candle, etc.)

"Simeon also predicted the future and told Mary and Joseph that some people will accept Jesus and others will reject him. What do you think he is warning Mary and Joseph about?" (**share** – the suffering of Jesus and his eventual death) "We have celebrated the birth of Jesus this past week and we should work to show our love and acceptance of him. We need to live like Jesus would want us to. Let's try to do that this week."

Intentions:



"Let us pray: *(The intentions may be read by the children)*

That God will bless our families: moms, dads, brothers and sisters, we pray to the Lord.

Children: "Lord, hear our prayer."

For a happy and healthy New Year, we pray to the Lord.

Children: "Lord, hear our prayer."

Encourage the children to share their own intentions.

Hymn:

Choose from *Catholic Book of Worship III*, your parish hymnal, or other sourced song book. Be sure it is related to the theme of today.

Closing:

Discuss the Home Assignment and select readers for the following week; all parents should be encouraged to read next week's readings with their children.




Name: _____

Date: _____

HOME ASSIGNMENT

Holy Family Sunday (Cycle A)

1. List all the members of your family. Include your extended family members and very close friends of the family.



2. As Christians, we are asked to respect and love our family members. Write a prayer that you can say each day this week. Pray for the members of your family and your close friends.

3. Draw a picture of your family, perhaps praying or coming to church.



Our Faith Journey

Preparing Young Children for
Celebrating the Sacraments

LESSON PLANS YEAR TWO

January – June 2018

Cycle A/B



DEVELOPED BY THE BISHOP'S ADVISORY COMMITTEE
FOR CHILDREN'S CATECHESIS

Roman Catholic Diocese of Victoria



Table of Contents

Epiphany (Cycle B)	167
Ritual Session 10 (2nd Sunday in Ordinary Time).....	170
Ritual Session 11 (3rd Sunday in Ordinary Time).....	177
4th Sunday in Ordinary Time (Cycle B).....	184
5th Sunday in Ordinary Time (Cycle B).....	187
6th Sunday in Ordinary Time (Cycle B).....	190
Ritual Session 12 (6th Sunday in Ordinary Time).....	192
Cycle A/B Year 2 Scope and Sequence Review Chart.....	197
The Liturgical Season of Advent / Christmas / Ordinary Time (Cycle B)	197
The Liturgical Season of Lent (Cycle B)	199
Ritual Session 13 (1st Sunday of Lent)	201
Preparation Session (2nd Sunday of Lent)	203
Ritual Session 14 (3rd Sunday of Lent).....	206
Ritual Session 14 (3rd Sunday of Lent).....	209
Ritual Session 15 (4th Sunday of Lent).....	212
Ritual Session 16 (5th Sunday of Lent).....	219
Passion / Palm Sunday (Cycle B)	226
Rite of Anointing with the Oil of the Catechumens	229
Year 2 Cycle A/B Scope and Sequence Review Chart.....	232
The Liturgical Season of Lent (Cycle B).....	232
The Liturgical Season of Easter.....	234
Easter Sunday (Cycle B).....	236
Ritual Session 17 (2nd Sunday of Easter)	239
2nd Sunday of Easter (Cycle B)	247



Ritual Session 18 (3rd Sunday of Easter) 250

3rd Sunday of Easter (Cycle B) 256

4th Sunday of Easter (Cycle B) 259

5th Sunday of Easter (Cycle B) 262

6th Sunday of Easter (Cycle B) 265

Ascension Sunday (Cycle B) 268

Pentecost Sunday (Cycle B). 271

Year 2 Cycle A/B Scope and Sequence Review Chart. 274

The Liturgical Season of Easter: Easter Sunday – Pentecost (Cycle B) 274

Feasts of the Lord and Sundays in Ordinary Time: Trinity to 23rd Sunday (Cycle B). . 275

Trinity Sunday (Cycle B) 277

Body and Blood of Christ (Cycle B). 280

Year 2 Cycle A/B Scope and Sequence Review Chart. 283



Epiphany (Cycle B)



Announcements: Make any necessary announcements before the liturgy begins.

Candle/Book: Choose a child to process with the candle and a parent the book.

Song: *Open Our Hearts* (by Christopher Walker)

First Reading: "This is a reading from the prophet Isaiah."
The Sunday Book of Readings Adapted for Children, p. 16
 "The Word of the Lord."
Children: "Thanks be to God."

Responsorial Psalm: **Children's Response:** "All the nations of the earth, rejoice to hear of the Saviour's birth!"
 Verse: "Proclaim salvation! God's wonders done for the earth."

Alleluia: Sing the Alleluia together



Gospel:
 "This is a reading from the Gospel of Matthew"
Children: "Glory to you, Lord." (three crosses - Lord be in my thoughts, in my words, and in my heart)
The Sunday Book of Readings Adapted for Children, p. 16-17
 "The Gospel of the Lord."
Children: "Praise to you, Lord Jesus Christ."

Dialogue: "Today is a very special day. It is called 'Epiphany' and it means 'showing'. We have celebrated Christmas, the birth of Jesus. Today we learned how God showed and shared this good news with others."

"The first reading tells us that the light has come, a light to guide us all. In this 'light', the glory of God shines forth. What or who do you think the 'light' was?" (**share** - star, Jesus, God)

"In the Gospel, we hear the story about the Magi, the Wise Men. What light did they see?" (**share** - a star in the sky showed where Jesus was) "The Gospel tells us that this light shone in the East and



brought visitors from afar. The Magi, also called "The Wise Men" or "Three Kings", brought precious gifts. One brought gold, one brought frankincense, and one brought myrrh. What gift would you have given Jesus?" (**share**)

"In the famous Christmas carol, the Drummer Boy, the boy played his drum for Jesus. What could we do for Jesus today?" (**share** - be nice to others, share, be kind, listen to parents, etc.) "We always want to try to do things to make other people happy, because showing we care for others, loving others is the best gift we can give to Jesus."

Intentions:



"Let us pray: *(the intentions can be read by the children)*

For the gifts and good times we shared during the Christmas season, we pray to the Lord.

Children: "Lord, hear our prayer."

For our families and friends, we pray to the Lord.

Children: "Lord, hear our prayer."

encourage the children to share their own intentions

Song:

Catholic Book of Worship III, your parish hymnal, or other sourced song book. Be sure it is related to the theme of today.

Closing:

Hand out the Home Assignment and select readers for the following week.



Name: _____

Date: _____

HOME ASSIGNMENT

Epiphany (Cycle B)



1. Do you think gold, frankincense, and myrrh were appropriate gifts to bring the baby Jesus? (Note: Frankincense and myrrh were dried tree saps used to make incense, something you would burn to make different smells.) Explain your answer.

2. What gift would you have brought the baby Jesus? Why?

3. Draw a picture of yourself presenting your "gift" to the baby Jesus.



Ritual Session 10 (2nd Sunday in Ordinary Time)

BE SEALED WITH THE GIFT OF THE HOLY SPIRIT

Focus

This session explores:

- The role of the Holy Spirit in our lives
- The sealing with the Holy Spirit in the Sacrament of Confirmation

Note to Catechist

Just as Baptism tells us the truth about ourselves—that we have been created in the image of God, that God loves us—so Confirmation reminds us that we are the image of God’s love in our world. The Holy Spirit seals this creation, enabling us to reflect the One who made us. St. John tells us that “God is love”. This love overflows into us through the death and resurrection of Jesus, “poured into our hearts through the Holy Spirit who is given to us” (Romans 5:5).

What does it mean to be “Sealed with the Holy Spirit”?

It is to be energized in the same way as Jesus was. The description of the first Christian community helps us understand this saying. Their love for one another, their prayer together, their sharing food with the needy, and their gathering for the breaking of the bread showed that they lived in the Spirit of Jesus (see Acts 2:42).

The meaning of the Sacrament of Confirmation is found in the presence of the Spirit of Jesus, the same Spirit who animates the Church and each individual person. When we feel an inner urge to act with goodness, honesty and generosity, the Spirit is at work. You can identify countless examples: writing a letter or listening to someone who needs a friend, inviting a lonely child to play, visiting a sick person, sharing a friend’s joy. Our individual talents manifest the Spirit, too, indicating that the Spirit of Jesus is at work within us.

To help people discover how the Holy Spirit works in their lives, the at-home sessions focus on Jesus and the presence of the Spirit in his person. Encourage parents to pay special attention to these gospel stories. During this time of preparation, remind parents to affirm their children’s gifts, whether they be “ordinary” or “extraordinary”. These gifts reveal the power of the Holy Spirit working every day.

Supplies and Environment

- Name tags
- A chair, mat or cushion for each person present
- A table covered with the liturgical colour of the season
- A Cross
- A Bible or Lectionary
- A bowl of water
- Oil of Chrism



- White Garment
- Candle
- Baptismal Register
- Parish Seal
- Sample Baptismal certificate
- A Balloon (not inflated)
- An envelope that's been sealed with a wax seal and containing balloons (at least one for each child)
- Print copies of the "Come Holy Spirit" prayer for each family
- Music
- Refreshments

Prepare the Ritual Area

- Arrange as in last session

GATHERING

Welcome / Introductions

Leader:	<i>Raise arms straight up twice with energy and vigour</i>
	Blessed be God! O blessed be God!
All:	<i>Blessed be God! O blessed be God!</i>
Leader:	<i>Cups hands around mouth</i>
	Who calls you by name.
All:	<i>Who calls you by name.</i>
Leader:	<i>Sign of the cross</i>
	Holy and chosen one!
All:	<i>Holy and chosen one!</i>
	<i>Explain that this session invites participants to remember their Baptism as a time when the Lord Jesus breathed the holy breath of God into their hearts.</i>
	<i>Show a Baptismal Certificate to the group and make the following points in these or similar words:</i>
	This official document states that someone was born again of the Holy Spirit on the day of his or her Baptism.
Leader:	The Holy Spirit is God's breath, God's life in us. The Hebrew word for Spirit is <i>Ruah</i> , which also means "breath" or "wind". We can't see our breath, but we can feel it. We know what it does.
	<i>Illustrate by having one child blow out a candle and another blow through a straw into a glass of water.</i>
	<i>Ask: Why is breath so important to us? Invite everyone to take a deep breath in-and-out and feel the life within them.</i>



The Spirit is also like the wind. We can't see the wind, but we can see what it does. Can you think of examples? (Dust blowing in the wind, trees leaning, kites or flags flying) What do we see God's Spirit doing in our lives?

- Show the group the Parish Baptismal Register, and explain how the names of all who are Baptized in that Parish are recorded in it.
- Note that every Parish in every part of the world has a book like this.
- Point out that some children's names might be written in a register in another country.

Show the Oil of Chrism:

Chrism is Holy Oil that was blessed by the Bishop during Holy Week. A special perfume (Balsam) is added to remind us of the Holy Spirit.

- Remind them of a previous session that we shared regarding the Sacred Oils. Revisit the session "Anointed with Oil".

When someone is Confirmed, the Bishop or Priest makes the Sign of the Cross on their forehead with a Holy Oil called Chrism. This action is called "anointing". He says: "(name), be sealed with the Gift of the Holy Spirit." The confirmand (the person being confirmed) answers, "Amen". The sponsor stands behind with a hand on the confirmand's shoulder. (Demonstrate this with a child and sponsor)

Leader:

Talk a little about "sealing" in these or similar words:

Long ago, letters were sealed by dripping wax on the envelope flap and making a mark on the wax with a ring. Every King or Lord had a personal ring or seal to press into the wax. Then the writer gave the letter to a messenger to deliver. If the seal were broken in any way, the recipient would suspect that someone had tampered with the letter.

Show the envelope with the balloons in it. Tell the children there is a surprise inside and that they will find out what is in it when they break open the seal later in the evening.

Official documents today usually carry an official stamp or seal to show that the documents are genuine. The parish seal on a certificate indicates that you truly are a member of God's family of the Church.

Show the parish seal and briefly demonstrate its use. Then continue, explaining that in Confirmation, our Baptism is sealed with the gift of the Holy Spirit. Then sum up:

In Confirmation we celebrate what God has been doing and will keep on doing every day of our life. We cannot see God's Spirit, but we can see what the Spirit does in our lives.

Give one or two concrete examples of the action of the Holy Spirit, such as telling the truth or forgiving someone when it was really hard. Ask if they have ever done something kind and good for someone without being asked.



- Why did you do it?
- Who told you to do it?

A team member might tell a short personal story about an experience of the Spirit's help in his/her life.

Explain that the group is going to learn a prayer to the Holy Spirit, with simple gestures to accompany it. Remind the participants that we also pray with our bodies through movement. Without saying a word, we can tell God quite a lot.

Questions:

Come, Holy Spirit (hands held out, palms upward)

Fill the hearts of your faithful (hands crossed over heart)

and enkindle in them (arms raised in front)

the fire of your love. (and brought back with a wide gesture)

Note: The Holy Spirit already dwells within us, but in this prayer we ask that the Spirit comes forth from within us. It's like saying, "Let your presence be seen, let your gifts be seen. Shine through us, make us strong and good. Help us change our world."

Ritual Experience

PROCESSION (COME)

The processing will consist of the following:

- A candidate to carry the Cross
- A candidate to carry the cloth(s)
- A candidate to carry the Lectionary or Bible
- A candidate to carry a bowl of water
- A candidate to carry the Oil of Chrism

The team leader will ask those selected for the procession to go to the back of the room where someone waits to hand them the objects they will carry.

Invite the group to be quiet and wait for a few minutes until there is silence.

Presider: *In the name of the Father+, and of the Son, and of the Holy Spirit.*

All: *Amen.*

Let us pray for the gift of God's Spirit as we together we continue our journey to the Table of the Lord.

Presider: Loving God, you gather us to celebrate and to give thanks for the breath of your Spirit in our lives. Bless us now, and bless our prayer table.



One candidate spreads the cloth on the table

May this table be a sign that we are all one family sharing our life together.

The Cross bearer holds the Cross high and, after the prayer below, places the Cross on the table.

May this cross always be a sign to us of your great love.

The Book bearer holds the Lectionary (or Bible) high and, after the prayer below, places the book on the table.

Presider:

May the Word be rich food for our minds and hearts.

Candidate holds the bowl of water high and, after the prayer below, places the bowl on the table.

May this water remind us of our Baptism.

Candidate holds the Oil of Chrism high and, after the prayer below, places the Oil on the table.

May this Oil remind us that your Holy Spirit is with us. We make this prayer through Jesus, your Son, who lives with you and the Holy Spirit, forever and ever.

All: *Amen.*

On the day of your Baptism you were claimed for Christ. As you prepare to celebrate the Sacraments of (Baptism), Confirmation and Eucharist, the Christian community holds you in its heart. Remember that God loves you.

Presider: *The Presider goes to each one present, and signs each one on the forehead with the Sign of the Cross, using the whole hand, saying:*

(Name) the Christian community greets you joyfully again today with the Sign of Jesus' Cross, by which he has claimed you.

THE WORD OF GOD (LISTEN)

A team leader leads the group in the 'Listen' song.

Listen with your heart (action: point to ears then place hands crossed over heart)

Listen to the Good News (action: point to ears and hold out palms of hands)

Hear what God is saying (action: point to ears and point to sky)

To you and me (action: point to each other and yourself)

Repeat

Proclaimer of the Word:	Gospel: Reading from the letter of Paul to the Ephesians 1:1–14 (adapted) <i>The Word of the Lord</i>
-------------------------	--



All: ***Thanks be to God.***
Return the Bible to its place on the table.

Questions:

- What did you hear in this reading?
- How do you feel about what God is saying to you?

Presider:

- Paul wrote this to his friends in Ephesus 2000 years ago. What are some of the wonderful things Paul wanted them to remember?
- Why do you think Paul said, “We have been marked and sealed with the Spirit of Jesus”? (he wanted them to know what wonderful power they have – to live and love like Jesus)

RITES OF SEALING AND SIGNING (DO)

Come, Holy Spirit, fill the hearts of your faithful and enkindle in them the fire of your love.

Presider: *The children will be called by name to step forward. The Presider says:*
 (Name), may the Spirit of Jesus seal your heart with love.

REFRESHMENTS

REFLECTING ON THE CELEBRATION

Questions:

- What did you like most about tonight?
- What did you learn about the Holy Spirit?
- What will you remember especially about tonight?
- Do you know anyone whose life shows the gift of God’s Spirit shining through?
 You can’t see the Spirit, but you can see what the Spirit is doing in that person.

Presider:

Ask for a child volunteer to come and open the wax sealed envelope.

As the envelope is being opened, ask the child to tell everyone what’s inside (“Balloons”).

Point out that when the balloon is being blown up we don’t see our breath, but we do see the balloon expand. So it is with the Holy Spirit, when we open ourselves to God, God’s Spirit helps our hearts to expand with His love.

Hand out the balloons for the children to take home



CONTINUING THE JOURNEY AT HOME

- Talk about what will happen when the children are confirmed.
- Discuss the words and actions of the ritual.
- Read at home together “Breathe on Me, Breath of God” (page 29, *Come Spirit of God*, Family Book).
- Pray the “Come Holy Spirit” prayer each day:

Come, Holy Spirit, fill the hearts of your faithful and enkindle in them the fire of your love.

CLOSING RITUAL

Leader:	Blessed be God! O blessed be God!
All:	<i>Blessed be God! O blessed be God!</i>
Leader:	Who calls you by name.
All:	<i>Who calls you by name.</i>
Leader:	Holy and chosen one!
All:	<i>Holy and chosen one!</i>
	Blessed be God! O blessed be God!
Response:	<i>Blessed be God! O blessed be God!</i>



Ritual Session 11 (3rd Sunday in Ordinary Time)

GIFTS AND FRUITS OF THE HOLY SPIRIT

Focus

This session is about making choices. Together with our parents, we are making another important choice. We are choosing to complete the Sacraments of Initiation and thereby become full members of our Church family. It is a very important choice.

While we are growing up in the Church, God's love strengthens us through the actions of the Holy Spirit. The Holy Spirit guides us, giving us courage and peace, leading us to trust in God's love. We celebrate the presence of the Holy Spirit in the Sacrament of Confirmation.

Note to Catechist

Sometimes the Holy Spirit's presence may be difficult to understand. We can imagine God as a 'Father' or a 'Mother'. We can relate to Jesus, who shares our experience of human existence. The Holy Spirit seems more elusive. Who is the Holy Spirit? And when does that Spirit come into our lives?

The Holy Spirit is not an abstract concept. To speak about the Holy Spirit is to speak about our *experience* of God. We experience God as mystery—a caring presence who is beyond our full understanding. We experience God as sharing our human history in Jesus of Nazareth. Likewise, we experience God as deep within us, in our hearts, as the intimate presence of love. Traditionally, we have named these experiences of God as "Father, Son, and Holy Spirit".

God is present to us in all of life. Whenever we see something as beautiful, or recognize truth, or act out of goodness, we are living in union with God's Holy Spirit.

Each of the Sacraments celebrates some work of the Holy Spirit in and among us. In this sense, we can speak of "receiving" the Spirit in each of them. Paradoxically, we receive what is already there for us.

Parents know that their love for their children is present even before they give them a kiss or a hug. Similarly, in the Sacraments, God's Spirit is already present even as we celebrate. Just as a kiss and a hug make tangible the love one feels so, too, the Sacraments make real and tangible the work of the Holy Spirit in our lives.

In Confirmation, we celebrate the work of the Holy Spirit in the Church. Intimately related to Baptism and Eucharist, Confirmation does not add a gift of the Spirit that was not there before. One who is baptized into a relationship with Jesus Christ is intimately bound by the Holy Spirit to a community of faith (Church). The Spirit of Jesus makes us one family, one community of faith, which gives thanks to God in the Eucharist.

The original minister of the Sacrament of Confirmation is the Bishop. In certain circumstances, a Priest (who shares the Sacrament of Holy Orders with the Bishop) may confirm. The Bishop, however, holds a unique place in the Catholic Church. He is the sign of the unity of the Church. By his very presence he reminds us that we belong to a community of faith that is larger than just our parish or our family or even of all believers alive today.

Supplies and Environment



- Name tags
- A chair, mat or cushion for each person present
- A Cross
- A Bible or Lectionary
- A bowl of water
- Oil of Chrism
- White Garment
- Candle
- Baptismal Register
- Brown paper bag, one for each family, or box with supplies:
 - A sticker of a grad hat, or an owl, etc. (The Gift of Wisdom)
 - Knotted Pretzel and a straight Pretzel (The Gift of Understanding)
 - “I am OK” badge (The Gift of Right Judgment)
 - Smarties (The Gift of Knowledge)
 - Gum (The Gift of Courage)
 - Star Pencil (The Gift of Wonder and Awe)
 - Feather or a Sea Shell (The Gift of Respect or Reverence)
 - White Sealed Envelope and an Open Envelope
 - Fruits of the Spirit (list on a piece of paper)
- Music
- Refreshments

Prepare the Ritual Area

- Arrange as in last session

GATHERING

Welcome / Introductions

Leader:	<i>Raise arms straight up twice with energy and vigour</i>
	Blessed be God! O blessed be God!
All:	<i>Blessed be God! O blessed be God!</i>
Leader:	<i>Cups hands around mouth</i>
	Who calls you by name.
All:	<i>Who calls you by name.</i>
Leader:	<i>Sign of the cross</i>
	Holy and chosen one!
All:	<i>Holy and chosen one!</i>



Explain that in this session we will be looking at the Gifts and Fruits of the Spirit:

God's Spirit lives deep down inside each of us. We can't see the Holy Spirit but we do know Holy Spirit is there. Just like the wind, we can't see it either, but we can see what it does:

- How it moves clouds across the sky.
- How it keeps kites up in the air.
- How it blows leaves from the trees.

We can see the work of the wind, but we can't actually see the wind. In the same way we can't see the Spirit but we can see the work of the Spirit:

Leader:

- When we have the inner urge to act with goodness and generosity.
- To tell the truth when it's much easier to lie.
- When we forgive someone who's hurt us terribly – that's the Holy Spirit working within us.
- The Holy Spirit helps us to pray when we're not sure what to say.

When the Holy Spirit works within us, we're like a tree that bears fruit, only our fruit isn't apples or oranges; our fruit is,

- Love
 - Joy
 - Peace
 - Patience
 - Gentleness
 - Goodness
-

Ritual Experience

PROCESSION (COME)

The processing will consist of the following:

- A candidate to carry the Cross
- A candidate to carry the cloth(s)
- A candidate to carry the Lectionary or Bible
- A candidate to carry a bowl of water
- A candidate to carry the Oil of Chrism
- A candidate to carry a nicely wrapped box

The team leader will ask those selected for the procession to go to the back of the room where someone waits to hand them the objects they will carry.



Invite the group to silent prayer.

Presider:	<i>In the name of the Father+, and of the Son, and of the Holy Spirit.</i>
All:	<i>Amen.</i>
	Let us pray for the gift of God's Spirit as we together we continue our journey to the Table of the Lord.
	Loving God, you gather us to celebrate and to give thanks for the breath of your Spirit in our lives. Bless us now, and bless our prayer table.
	<i>One candidate spreads the cloth on the table</i>
	May this table be a sign that we are all one family sharing our life together.
	<i>The Cross bearer holds the Cross high and, after the prayer below, places the Cross on the table.</i>
Presider:	May this cross always be a sign to us of your great love.
	<i>The Book bearer holds the Lectionary (or Bible) high and, after the prayer below, places the book on the table.</i>
	May the Word be rich food for our minds and hearts.
	<i>Candidate holds the bowl of water high and, after the prayer below, places the bowl on the table.</i>
	May this water remind us of our Baptism.
	<i>Candidate holds the Oil of Chrism high and, after the prayer below, places the Oil on the table.</i>
	May this Oil remind us that your Holy Spirit is with us. We make this prayer through Jesus, your Son, who lives with you and the Holy Spirit, forever and ever.
All:	<i>Amen.</i>
	On the day of your Baptism you were claimed for Christ. As you prepare to celebrate the Sacraments of Confirmation and Eucharist, the Christian community holds you in its heart. Remember that God loves you.
Presider:	<i>The Presider goes to each one present, and signs each one on the forehead with the Sign of the Cross, using the whole hand, saying:</i>
	(Name) the Christian community greets you joyfully again today with the Sign of Jesus' Cross, by which he has claimed you.



THE WORD OF GOD (LISTEN)

A team leader leads the group in the 'Listen' song.

Listen with your heart (action: point to ears then place hands crossed over heart)

Listen to the Good News (action: point to ears and hold out palms of hands)

Hear what God is saying (action: point to ears and point to sky)

To you and me (action: point to each other and yourself)

Repeat

Gospel: Reading from the letter of Paul to the Corinthians (1 Corinthians 12:4, 7–11)

Proclaimer of the Word: "There are different kinds of gifts, but the same Spirit ..."

The Word of the Lord

Thanks be to God.

All:

Return the Bible to its place on the table.

Take the box from the prayer table and gather the children together. Ask the children what they think is in the box.

Pull out:

- A sticker of a grad hat, owl, etc. – The Gift of Wisdom
"For the Lord gives Wisdom..." Proverbs 2:6

The Holy Spirit gives us this gift. This gift helps us make right decisions and guides us from doing wrong. A wise person knows what to do in many situations. A wise believer sees the people and events of human history fitting together in the large plan of God's love.

Presider:

- Knotted pretzel and a straight pretzel – The Gift of Understanding
"Give me understanding that I may keep your law and observe it with my whole heart."
Psalm 119:34

The Holy Spirit gives us this gift. It helps us to untie the knots to straighten out our lives when we have problems. Understanding is the gift of thinking and reflecting on experience. It is letting the Word of God have room in our lives.

- "I am OK" badge – The Gift of Right Judgment
You guide me with your counsel..." Psalm 73:24

The Holy Spirit gives us this gift. It encourages us to talk things over and leads us in knowing what is right and wrong and how to be courageous in doing what is right, that will let us feel comfortable with ourselves afterwards.



- Smarties – The Gift of Knowledge

“He gives wisdom to the wise and knowledge to those who have understanding.”
Daniel 2:21

The Holy Spirit gives us this gift. It helps us to know ourselves and the world around us. It helps us to know where our faith is leading us and what our church is about. It is the gift that makes us smart about ourselves.

- Gum – The Gift of Courage

“Be strong in the Lord and in the strength of his power.” Ephesians 6: 10

The Holy Spirit gives us this gift. It helps us to walk out into the world and feel prepared. It gives us the “stick-to-it feeling” to stand up for what we believe. Courage is the strength to do what is not always easy, to stand up for the unpopular, and to speak the truth.

- Star Pencil – The Gift of Wonder and Awe

“...their Saviour who had done great things in Egypt, wondrous works in the land of Ham, and awesome deeds by the Red Sea. Psalm 106:22

The Holy Spirit gives us this gift. It keeps us awestruck by the power and beauty of God in all our lives. Wonder and awe explode like a starburst when we let the Holy Spirit into our lives.

- Feather or a Sea Shell – The Gift of Respect or Reverence

“...let us give thanks, by which we offer to God an acceptable worship with reverence and awe.” Hebrews 12:28

The Holy Spirit gives us this gift. It helps us to see God in everything around us. Reverence is the gift of honouring God and others. It teaches us to treat our fragile world gently.

- White Sealed Envelope and an Open Envelope

Which envelope do we want be like? In order for the Holy Spirit to work in us, we must be open.

- Fruits of the Spirit

When we are open we become alive and we are like the fig tree in the parable (Luke 13:6 9) – we produce good fruit.

The fruits of the spirit are: Charity, peace, kindness, gentleness, self-restraint, joy, patience, faithfulness, goodness.

Demonstrate by putting all of the above into the open envelope. Pretend to close the envelope – what happens to the gifts inside? Can they be seen by others?



REFRESHMENTS

REFLECTING ON THE CELEBRATION

Questions:

Presider:

- What did you like most about tonight?
- What did you learn about the Holy Spirit?
- What will you remember especially about tonight?

CONTINUING THE JOURNEY AT HOME

- Take time to read the handout on the Gifts of the Spirit and again break it open as a family.
- Look up in your Bible the references that have been quoted.

CLOSING RITUAL

Leader:

Raise arms straight up twice with energy and vigour

Blessed be God! O blessed be God!

All:

Blessed be God! O blessed be God!

Leader:

Cups hands around mouth

Who calls you by name.

All:

Who calls you by name.

Leader:

Sign of the cross

Holy and chosen one!

All:

Holy and chosen one!



4th Sunday in Ordinary Time (Cycle B)

(Green Cloth)



- Welcome:** "Good morning boys & girls. Welcome!"
- Announcements:** Make any necessary announcements before the liturgy begins.
- Candles:** Select one child to help light the candles.
- Song:** *Open Our Hearts* (by Christopher Walker)
- Sign of the Cross:** Lead the children in making the Sign of the Cross.
- First Reading:** "This is a reading from the book of Deuteronomy." (*Readings may be proclaimed by a parent*)
The Sunday Book of Readings Adapted for Children, p. 70
 "The Word of the Lord."
Children: "Thanks be to God."
- Responsorial Psalm:** **Children's Response:** "Here I am, O my God. I come to do your will."
 Verse 1: "I waited patiently. You turned your face to me."
 Verse 2: "I will tell everyone how you will save us all."
 Verse 3: "A new song I will sing: your love is wonderful." (*Pause in silence for a moment*)
- Alleluia:** Sing the Alleluia together.
- Gospel:** "This is a reading from the Gospel of Mark."
Children: "Glory to you, Lord." (*Three crosses - Lord be in my thoughts, in my words, and in my heart*)
The Sunday Book of Readings Adapted for Children, p. 71
 "The Gospel of the Lord."
Children: "Praise to you, Lord Jesus Christ."
- Dialogue:** "The readings today focus on the people who spread the Word of God."
 "In the early days, prophets were 'the voice of God'. Prophets were people chosen by God to speak on behalf of God. In the first reading





today, God promises the people of Israel a future prophet, one of their own people. Who do you think God meant?" (**share** - Jesus) "God warns the people that they will need to listen to this prophet. Do you remember what God will do to anyone who doesn't listen to the prophet?" (**share** - punish them) "God also says that he will punish any prophet who says things that God didn't really say."

"The Gospel talks about Jesus, the future prophet that was mentioned in the first reading. Jesus came to help us become God's children. Because of what Jesus did and said, he showed us God's love, God's forgiveness, and God's power. Sometimes we hurt others, even if we don't mean it. How do we hurt others?" (**share** - teasing, not letting others join us in a game, lying about someone, cheating, etc.) "Sometimes we hurt ourselves, too. God loves us and wants us to be free from anything that is not good for us. If we are sorry for hurting others, Jesus forgives us, and asks us to try again, try harder to do the right thing."

"In the Gospel today, the man in the synagogue had an evil spirit inside of him. Jesus helped him get rid of it. Jesus wants us to help others, too. Often when we help others, we use our hands. How can we help someone with our hands?" (**share** - sharing, giving something, praying, welcoming, etc.) "How can you help someone this week?" (**share**) "Let's try to be more kind and more helpful this week as we keep trying harder to listen to what Jesus asks of us."

Intentions:



"Let us pray: *(The intentions may be read by the children)*

Help us to be kind to others, we pray to the Lord.

Children: "Lord, hear our prayer."

Help us to resist things that hurt us and others, we pray to the Lord.

Children: "Lord, hear our prayer."

Encourage the children to share their own intentions.

Song:

Choose from *Catholic Book of Worship III*, your parish hymnal, or other sourced song book. Be sure it is related to the theme of today.

Closing:

Discuss the Home Assignment and select readers for the following week; all parents should be encouraged to read next week's readings with their children.



Name: _____

Date: _____

HOME ASSIGNMENT

4th Sunday in Ordinary Time (Cycle B)



1. Why would it be wrong for a prophet to teach things in God's name even though God didn't really say them?

2. If you were chosen to be a prophet, to speak on behalf of God, what are three things would you want to share with others? What are the most important things you know about God that others should know about?

3. Draw a picture of Jesus speaking in front of others, talking about God.

A large, empty rectangular box with a blue border, intended for a drawing of Jesus speaking.



5th Sunday in Ordinary Time (Cycle B)

(Green Cloth)



Welcome: "Good morning boys & girls. Welcome!"

Announcements: Make any necessary announcements before the liturgy begins.

Candles: Select one child to help light the candles.

Song: *Open Our Hearts* (by Christopher Walker)

Sign of the Cross: Lead the children in making the Sign of the Cross.

First Reading: "This is a reading from Paul's first letter to the Corinthians." (*Readings may be proclaimed by a parent*)
The Sunday Book of Readings Adapted for Children, p. 72
 "The Word of the Lord."
Children: "Thanks be to God."

Responsorial Psalm: **Children's Response:** "Here I am, O my God. I come to do your will."
 Verse 1: "Speak, Lord, I'm listening. I wait to hear your Word."
 Verse 2: "I love your law, O God, it makes my heart rejoice."
 Verse 3: "I will tell everyone how you will save us all." (*Pause in silence for a moment*)

Alleluia: Sing the Alleluia together.



Gospel: "This is a reading from the Gospel of Mark."

Children: "Glory to you, Lord." (*Three crosses - Lord be in my thoughts, in my words, and in my heart*)
The Sunday Book of Readings Adapted for Children, p. 73
 "The Gospel of the Lord."
Children: "Praise to you, Lord Jesus Christ."

Dialogue: "For the past few weeks, we've heard about prophets and people who spoke about God. The first reading is a letter that St. Paul wrote."

"Paul was a Jew - a Pharisee. He was very proud of his Jewish background and had studied Jewish law very carefully. He believed so faithfully in the Jewish law that he punished people who went against the law - which meant he thought people who followed Jesus were disobeying the law and sinning against



God. He tried to stop people from believing in Jesus. Then one day Jesus appeared to Paul and spoke to him. From that moment on, Paul's life was completely changed and he spent the rest of his life preaching about Jesus. "Do you think God forgave Paul for all the things he had done before? How do you know?" (**share** - God is always willing to forgive us. We know because that is what Jesus told us and showed us.) "Paul was very eager to spread the Good News of God's great love."

"In the Gospel, Jesus shares the Good News of God's love for each person, and one way he did this was by performing miracles. Jesus was always using his hands to help others. What did he do in today's story?" (**share** - Jesus healed people) "Jesus took Peter's mother-in-law by the hand and helped her get up. She had a fever. As soon as Jesus helped her, the fever was gone. Did you ever have a fever?" (**share**) "Jesus showed love and kindness to the lady. How did she say 'thank you' to Jesus?" (**share** - she served food to Jesus and the others) "She passed on the kindness. That's what we can do, too. When someone does something nice for us, we can pass it on by doing something nice for someone else. Jesus said, 'Whatever you do to others, you do to me.' Soon it will be Valentine's Day. When we make valentines for others and when we tell or show others that we love them, we are passing on Jesus' love and spreading the good news of God. How else can we pass on the love of Jesus?" (**share** - being kind, sharing, listening to others, forgiving, etc.) "This week, try to pass on the love of Jesus to others."

Intentions:

"Let us pray: (*The intentions may be read by the children*)

Thank you Jesus for loving us so much, we pray to the Lord.

Children: "Lord, hear our prayer."

Thank you for loving us through others, we pray to the Lord.

Children: "Lord, hear our prayer."

Encourage the children to share their own intentions.



Song:

Choose from *Catholic Book of Worship III*, your parish hymnal, or other sourced song book. Be sure it is related to the theme of today.

Closing:

Discuss the Home Assignment and select readers for the following week; all parents should be encouraged to read next week's readings with their children.



Name: _____

Date: _____

HOME ASSIGNMENT

5th Sunday in Ordinary Time (Cycle B)



1. Paul began preaching about Jesus once he met him. What do you think Jesus said to Paul to make him change his mind?

2. Jesus did things for others to show love and kindness. List three things that you will do this week to show others that you love them. Check (✓) the boxes once you've done them.

☐

☐

☐

3. Draw a picture of Jesus healing Simon's mother-in-law, who had a fever.



6th Sunday in Ordinary Time (Cycle B)

(Green Cloth)



Welcome: "Good morning boys & girls. Welcome!"

Announcements: Make any necessary announcements before the liturgy begins.

Candles: Select one child to help light the candles.

Song: *Open Our Hearts* (by Christopher Walker)

Sign of the Cross: Lead the children in making the Sign of the Cross.

First Reading: "This is a reading from the book of Leviticus." (*Readings may be proclaimed by a parent*)

The Sunday Book of Readings Adapted for Children, p. 74

"The Word of the Lord."

Children: "Thanks be to God."

Responsorial Psalm: **Children's Response:** "My God, my God, have mercy on me. For all my hope is in you, my God, all my hope is in you."

Verse 1: "You see I am in trouble, you know what makes me sad."

Verse 2: "O God, you are my strength, my life is in your hands." (*Pause in silence for a moment*)

Alleluia: Sing the Alleluia together.



Gospel: "This is a reading from the Gospel of Mark."

Children: "Glory to you, Lord." (*Three crosses - Lord be in my thoughts, in my words, and in my heart*)

The Sunday Book of Readings Adapted for Children, p. 75

"The Gospel of the Lord."

Children: "Praise to you, Lord Jesus Christ."

Dialogue: "The readings today deal with a dreaded disease called leprosy. Does anyone know what leprosy is?" (**share**)



"Leprosy was a terrible sickness. Those that had it were not allowed to live in the towns with other people. Lepers had sores all over their bodies: on their face, hands, and legs. People were afraid of lepers and they would certainly not touch them. They told them to go away. Do you remember what the law (in the first reading) said lepers had to do?" (**share** - wear torn clothes, cover their heads, live outside the camp, shout out 'unclean' when they were in town).

"But in today's Gospel (called the Good News), we heard how Jesus didn't tell the leper to go away. What did Jesus do instead?" (**share** - he touched the man and cured him) "Jesus used his hands to do good, to show that God cares and God loves us. The healing of the leper was a miracle. Miracles show God's power and love. Sometimes we may have felt a little like the lepers. Have you ever felt left out, alone, or unwanted?" (**share**) "Sometimes we feel better when someone forgives us or tells us that we are loved. What do our parents do to show that they love us?" (**share** - kiss or hug us)

"Sometimes just a kiss, a hug or even a smile is all that is needed to make someone feel good. Jesus shows us that and wants us to do the same. What could we do this week to make someone else feel good?" (**share** - be kind, share, be helpful, be friendly, etc.) "Let's try to do these things throughout this week."

Intentions:



"Let us pray: *(The intentions may be read by the children)*

Thank you for our healthy bodies, we pray to the Lord.

Children: "Lord, hear our prayer."

Thank you for our friends and families, we pray to the Lord.

Children: "Lord, hear our prayer."

Encourage the children to share their own intentions.

Hymn:

Choose from *Catholic Book of Worship III*, your parish hymnal, or other sourced song book. Be sure it is related to the theme of today.

Closing:

Discuss the Home Assignment and select readers for the following week; all parents should be encouraged to read next week's readings with their children.



Ritual Session 12 (6th Sunday in Ordinary Time)

PREPARING FOR ASH WEDNESDAY

Adapted from *Blessings and Prayers through the Year* by Elizabeth McMahon Jeep, Liturgy Training Publications, pp 123–124

Note to Catechist

The days before Ash Wednesday are the time of carnival. In many cities of the world, there are parades with elaborate floats, gaudy street decorations in gold, green, and purple, and crazy costumes. Carnival is a time to be playful. It is a burst of color, energy, and enjoyment before the serious business of Lent begins.

People often wear brightly decorated masks as a way to show that Lent will be a time to put aside our ways of hiding who we are and what we really think. It may be difficult to stop pretending, so before Lent begins we relax and poke fun at ourselves with silly masks and practical jokes.

In the past, adults gave up eating meat for the whole of Lent. The word “carnival” means “good-bye to meat” in Latin. So Carnival, especially the last day before Ash Wednesday, was an opportunity to finish off your supply of good meat and gravy and rich pastries.

Carnival ends with Mardi Gras. These are the French words for “Fat Tuesday,” A day when many people eat pancakes running with butter and syrup. In Russia they are often covered with sour cream and caviar. Doughnuts are also a favorite, especially in Poland and are filled with jelly and custard. Hot cross buns and pretzels are also traditional foods for Mardi Gras.

Prepare the Ritual Area

- Arrange as in last session

GATHERING

Gathering Song

‘Children of God’ – Christopher Walker

‘Though we are many’ – Bernadette Farrell

Opening Prayer

Leader:	Blessed are you, Lord our God, Ruler of the universe, for giving us this season of grace and happiness.
	Blessed be God forever.
All:	<i>Blessed be God forever.</i>
Leader:	Loving God, we thank you for the promise that springtime will follow these last days of winter. We thank you for the promise that Easter will follow the hard work of Lent. We thank you for this (day) evening and the choice to rejoice together. We thank you through Christ our Lord,
All:	<i>Amen.</i>



Decorations for making masks are placed on the table.

Invite the children to make a mask using paper plates, etc. The mask represents or symbolizes a value or quality the child would like to make a bigger part of his or her life. Choices of masks could be:

- Rabbit – to show that he/she wants to move a little faster, especially regarding homework, and chores.
- Clown – to show that he/she wants to be happier
- Ant – to show that he/she wants to be more industrious
- Tortoise – to show that he/she wants to slow down
- Flower – to show that he/she wants to grow and be more open.
- Elephant – to show that he/she wants to slow down
- Or, the child may have his or her own idea.

After all the masks are made, the children will be invited to share the meaning of the mask that they have made.

Suggest that the mask be placed in a prominent position in their home during the season of Lent to remind the children of that quality they hope to grow in which makes them more like Jesus.

REFRESHMENTS

Note to Catechist

Ash Wednesday is the first day of Lent. On that day many Christians receive a cross of ashes on their foreheads. This powerful sign has been used by God's people for hundreds of years. The cross of ashes tells friends and neighbors that we know we are not perfect. We do not always love God as we should, and we do not always act with love and care toward those around us. On Ash Wednesday we own up to that and begin a six week period of reflection, prayer, fasting, and almsgiving. The cross is a sign of suffering, but suffering that can strengthen and redeem. Ashes are a sign of death, the event that will someday bring each of us face to face with our loving and forgiving God.

Ritual Experience

To the ancient peoples of the Old Testament, ashes took on some very important meanings, let's be attentive to this reading:

A Reading from the Book of Genesis 18:27

Point out the following:

Presider:

We see Abraham when he spoke to the Lord "see how I am presuming to talk to my Lord, even though I am but dust and ashes"

In the book of Job, we see where he sat down in the ashes to mourn and to do penance. Sometimes people who did penance wore sackcloth and sprinkled ashes on their heads.

Ashes represent helplessness – we are completely dependent on God who can do all things.



On another table have the following: palms saved from last year's Palm Sunday celebration; the Sacred Oils that were blessed and consecrated during Holy Week of last year; cotton balls on a paper plate (and of course the barbecue is placed outside the door)

Ask the children what these symbols mean.

This is an opportunity to remind the children and parents of the wonderful celebration of The Blessing of the Oils at the Cathedral and how the sacred oils are used in the parish.

Presider:

It is also a time to share with the children and their families how the Church disposes of the blessed palms which were used the previous year on Palm Sunday and the left over sacred oils.

Say:

These palms are burned to make the ashes used on Ash Wednesday. They will be blessed by our pastor, Fr. (Name), and distributed to the whole community.

THE WORD OF GOD (LISTEN)

A team leader leads the group in the 'Listen' song.

Listen with your heart (action: point to ears then place hands crossed over heart)

Listen to the Good News (action: point to ears and hold out palms of hands)

Hear what God is saying (action: point to ears and point to sky)

To you and me (action: point to each other and yourself)

Repeat

A reading from the Prophet Joel (Joel 2:12–13, 15–17).

Proclaimer of the Word:

The Lord said, "It isn't too late. You can still return to me with all your heart. Turn back to me with broken hearts. I am merciful, kind, and caring. Sound the trumpet on Zion! Call the people together. Bring adults, children, babies, and even bring newlyweds from their festivities. Offer this prayer near the altar: "Save your people, Lord God!"

The Word of the Lord

All:

Thanks be to God.

Return the Bible to its place on the table.

Raise some of the palms.

Presider:

A year ago we held these palms and sang "Hosanna" to Jesus our Messiah. We marched in procession to show that we would always follow Him. Now, we are going to burn these palms and renew our promise to always follow Him.

Also, at this time we are going to burn the Palms that have been left over from last year.



Song:	An appropriate song may be included at this point, if so desired.
	Merciful God,
Leader:	Bless our journey through the dessert of Lent and to the Baptismal waters of rebirth. May our fasting be a hunger for justice, our alms, a making of peace; our prayer, the chant of humble and grateful hearts. All that we do and pray is in the name of Jesus, for in His cross you proclaim your love now and forever.
All:	<i>Amen.</i>
Leader:	We will now sign ourselves with the Sign of the Cross.



Name: _____

Date: _____

HOME ASSIGNMENT

6th Sunday in Ordinary Time (Cycle B)

1. Lepers were treated very poorly. Can you think of people who are treated badly or who are picked on? (Hint: Think about children at school.)

2. If you saw someone being treated badly, what could you do to make them feel welcome? How could you make someone feel better when they are alone and unhappy?

3. Draw a picture of Jesus touching the leper and healing him.

A large, empty rectangular box with a thin blue border, intended for a student to draw a picture of Jesus touching the leper and healing him.



Cycle A/B Year 2 Scope and Sequence Review Chart

The Liturgical Season of Advent / Christmas / Ordinary Time (Cycle B)

Catechetical Focus:	Scriptural References	Knowledge and Understanding: (Cognitive Level)	Skills: (Practical Level)	Values and Attitudes: (Affective Level)	Lectionary Readings Cycle B
The Holy Spirit, the Giver of Life draws us to Christ		<i>The child knows...</i>	<i>The child can...</i>	<i>The child...</i>	Gospel Reading
<p>Advent Explore the notion of hope</p> <p>Present the Advent/Christmas Epiphany cycle through the scriptural stories of Isaiah, John the Baptist, Mary and Joseph</p> <p>Celebrate the Holy Spirit as the One who came to Isaiah, John the Baptist, Mary and Joseph</p> <p>Present the ministry of Jesus in the power of the Holy Spirit as a growing light in the darkness</p>	<p>Advent Isaiah 9:2 <i>The people who walked in darkness have seen a great light</i></p> <p>Lk 1: The story of John the Baptist: hope in a time of darkness</p> <p>Luke 2: The story of the birth of Jesus at night</p> <p>Mt 2: The visit of the Magi to Jesus, guided by a star</p> <p>Mk 1:8-10 <i>He will baptize you with the Holy Spirit</i></p>	<p>The narratives of Isaiah, John the Baptist and Mary</p> <p>Rituals celebrated during the time of Advent and Christmas</p> <p>The responses to the Angels</p> <p>The Holy Spirit prompts us to give to the needy</p> <p>The Holy Spirit is at work everywhere to make light where there is darkness</p> <p>The Holy Spirit is present at all points in Jesus' birth and life</p>	<p>Grasp the meaning of hope in the midst of darkness</p> <p>Understand some of the symbols and prepare the rituals of Advent, Christmas and Ordinary Time</p> <p>Participate in group activities being sensitive to others when things are difficult</p> <p>Participate with their families in actions of sharing with others</p>	<p>Appreciates this season as a time of light and hope in darkness</p> <p>Appreciates the ministry of Jesus, in the power of the Holy Spirit, as a growing light in the darkness</p> <p>Retains hope in spite of difficult times</p> <p>Has a sense of the prayer of the liturgical seasons of Advent and Christmas</p>	<p>(1st Sunday in Ordinary Time) Mk 13:33-37</p> <p>(2nd) Mk 1:1-8</p> <p>(3rd) Jn 1:6-8,19-27</p> <p>(4th) Lk 1:26-38</p> <p>Christmas Jn 1:1-18* Lk 2:1-20</p> <p>Holy Family Lk 2:22-40</p> <p>Mary, Mother of God Lk 2:16-21</p> <p>Epiphany Mt 2:1-12</p> <p>The Baptism of the Lord Mark 1:7-11</p> <p>(2nd Sun. Ordinary Time) Jn 1:35-42</p> <p>(3rd) Mk 1:14-20</p> <p>(4th) Mk 1:21-28</p> <p>(5th) Mk 1:29-39</p> <p>(6th) Mk 1:40-45</p> <p>(7th) Mk 2:1-12</p> <p>(8th) Mk 2:18-21</p> <p>(9th) Mk 3:1-6</p>



Our Faith Journey

Season of Lent

LESSON PLANS YEAR TWO

Lent – Passion / Palm Sunday
Cycle A/B





The Liturgical Season of Lent (Cycle B)

MAKING THE CONNECTION

The Sunday Readings for Cycle B, for the liturgical season of Lent and the expectations covered in the *Criteria for Catechesis* for children age eight serve as a guide in the lessons presented. We continue to guide children to know, contemplate, celebrate and live the love of the Trinity by recognizing the Holy Spirit as working through Jesus in his encounters with people. In these lessons, we help children make the connection between the Gospel message and their lives. The following outcomes should be covered:

Catechetical Outcomes

- Reinforce desired outcomes identified in the matrix that emphasize the catechetical focus (the Holy Spirit, the Giver of Life, draws us to Christ).
 - * Explore the notion of life and renewal of life
 - * Enter into the Lent/Easter cycle
 - * Celebrate the power of the Holy Spirit in bringing us forgiveness and reconciliation
 - * Participate in the mystery of Christ's death and the power of the Spirit raising Jesus to new life:
 - » *Luke's Story of the Passion with the narrative of the empty tomb*
 - » *Jesus sends the Spirit upon his disciples: "Receive the Holy Spirit. If you forgive the sins of any, they are forgiven them"*
 - » *I am the resurrection and the life*

Cognitive, Practical and Affective Outcomes

- The children will KNOW
 - * That creation is God's gift to us
 - * The importance and rituals of Lent and Easter
 - * The Holy Spirit helps us to become united with Christ again if we sin
 - * The importance of the Sacraments
 - * The Easter narratives
 - * The "Glory Be"
- The children will be able to DO the following
 - * Link the earth and the work of God's Holy Spirit
 - * Link Lent and Easter with the narrative of Jesus
 - * Recognize the need to forgive and be forgiven
 - * Participate in and contribute to the prayers and celebrations
 - * Forgive
 - * Care for the earth



- The children should demonstrate the following VALUES and ATTITUDES
 - * Gratitude for the gifts of the earth
 - * Appreciation for how in Lent and Easter one becomes involved with the narrative of Jesus
 - * Celebrates Lent and Easter at home and in the parish
 - * Participates in the Sacrament of Penance
 - * Has a desire to be forgiven and to forgive

Specific Lectionary Based Outcomes

- (1st Sunday) Lent is a special time in the church year when we think about how we can change our lives and follow Christ's teaching more closely
- (2nd) Jesus was giving Peter, James and John a picture of what he would be like after the Resurrection and what we will be like when we live with him forever
- (3rd) We gather as God's people in the Church, a house of prayer
- (4th) People who do good things never have to be afraid. They know God loves them and they will live with Him forever
- (5th) In the parable, we learn that we must stop being selfish and try to live for others by putting the wants and needs of others before our own
- The Procession and reading of the Passion and Death of Jesus allow us to enter into the event in a personal way



Ritual Session 13 (1st Sunday of Lent)

THE RITE OF ELECTION

The Rite of Election is ideally celebrated with the Bishop presiding; however, when this is not possible the Rite is celebrated in the local parish with the pastor attending.

After the homily ...

Presentation of the Catechumens

Leader:	Fr. (Name), I present our Catechumens (Names), who are completing their preparation for Christian initiation. As Easter approaches, they ask to be admitted to the Sacraments of Baptism, Confirmation and the Eucharist
Presider:	<i>Catechumens, I invite you to come forward now with your parents, godparents and sponsors.</i>

Affirmation by the parents, godparents, sponsors and assembly

Presider:	Parents, godparents, sponsors and members of this Community: these Catechumens have asked to be initiated into the sacramental life of the Church at the Easter Vigil. In the name of God's Church, I invite you to give your recommendation on their behalf.
	Have these Catechumens shown themselves to be sincere in their desire for Baptism, Confirmation and the Eucharist?
Response:	<i>They have.</i>
Presider:	Have they listened well to God's Holy Word?
Response:	<i>They have.</i>
Presider:	Have they tried to live as faithful followers of Jesus?
Response:	<i>They have.</i>
Presider:	Have they taken part in our Community's life of prayer and service?
Response:	<i>They have.</i>

Invitation and enrollment of names

	Catechumens, your catechists, sponsors and godparents have spoken in your favour. The Church in the name of Christ accepts their word and calls you to celebrate the Easter Sacraments.
Presider:	Now you must let the whole Church know that you have heard the Spirit of the Risen Christ calling you and that you want to follow Jesus the Christ.
	Therefore, do you wish to become full members of the Church through the Sacraments of Baptism, Confirmation and the Eucharist?
Catechumens:	<i>I do.</i>



Presider:	Then in the name of this community, we give voice to the call God has given each of you in your heart.
	<i>Leader will call out the names. The Catechumens will respond "Here I Am" and will move with their godparent(s) for inscription of names in THE BOOK OF THE ELECT.</i>
Choir:	<i>An acclamation is sung after each name is called.</i>

Act of admission or election

Presider:	(Name), I am happy to declare you among the Elect of God. You have been chosen to be initiated during the Easter Season through the Sacraments of Baptism, Confirmation and the Eucharist.
All:	<i>Thanks be to God.</i>
	God is always faithful to those who are called. I encourage you on your part, to try to know, love and serve the Lord more and more each day.
Presider:	<i>To godparents and community:</i> Friends, you have spoken in favour of these Catechumens. May the Lord bring joy to your hearts as you hear the desire for eternal life being voiced in these Elect. May you continue to bear witness to your faith by what you say and what you do, because your good example will influence these newly Elect.
All:	<i>Amen.</i>

Prayer over the Elect

	<i>With outstretched hands</i>
Presider:	Lord God, You have created and called all persons. Bless and guide these chosen ones; strengthen them in their vocation, call them into the kingdom of your Son, and seal them with the Spirit of your promise.
	<i>Presider will invite the Community to stand and extend their hands over the Elect</i>

Dismissal of the Elect

Presider:	Members of the Elect, this community now sends you forth to reflect more deeply upon the Word of God which you have shared with us today. Be assured of our loving support and prayers for you. We look forward to the day when you will share fully at the Lord's Table.
	Amen
Choir:	<i>Will sing an appropriate song</i>

Creed Prayers of the Faithful

Mass continues as usual



Preparation Session (2nd Sunday of Lent)

THE PENITENTIAL RITE (SCRUTINY)

Note for Catechist

ACCORDING TO THE RITE (RCIA), THE PENITENTIAL RITE IS “A PROPER OCCASION FOR BAPTIZED CHILDREN OF THE CATECHETICAL GROUP TO CELEBRATE THE SACRAMENT OF RECONCILIATION FOR THE FIRST TIME” (#293).

This preparation session uses the images that emerge from the prayers and readings of the Second Scrutiny (celebrated on the Fourth Sunday of Lent). This session would take place on the Third Sunday of Lent. It is best if it is celebrated outside Mass.

Needed

- a prayer table
- cloth
- Cross
- Candle
- Lectionary

Introductory Rites

1. Song
2. Greeting
3. Opening Prayer

God of Power, look upon these, your children, as they deepen their understanding of the Gospel. Grant that they may come to know and love you with receptive minds and generous hearts. Teach them through this time of preparation and enfold them within your Church, so that they may share your holy mysteries both on earth and in heaven.

We ask this through Christ our Lord. AMEN

Liturgy of the Word

My Story and God's Story / Reflection on Darkness

Invite the children and adults to take a comfortable position on the floor on in the chairs.

Lead the group through a relaxation exercise of deep breathing and muscle stretching. Then move the group through a guided meditation.

Catechist:

I invite you to close your eyes and walk with me through an imagination exercise. First, welcome Jesus into your heart. Talk with Jesus for a little while, and tell Jesus how you are feeling today.

Invite Jesus to come and walk with you now.



You and Jesus are walking down a road. The road is lined with trees. Imagine yourself on the road with Jesus and anyone else you want to be there; maybe a parent, a godparent, a friend, or just you and Jesus. (pause)

It is early evening and it is starting to get dark as you walk down the road. You stop at a grassy hill and sit down with Jesus.

The sky has become dark. The darkness is all around you. You are not afraid because Jesus is with you. But you start to think about the things that make you feel uncomfortable.

(pause)

Catechist: Maybe things at home. At school. In the world.

(pause)

Talk to Jesus about yourself, now. There are things outside of us that we don't like. Is there anything inside you that you need to change or work on? Tell Jesus about that now.

(pause)

Finally, talk with Jesus about the good parts you see in yourself. Tell Jesus about those parts of yourself. When you are finished talking to Jesus, you look up and see the bright moon and millions of stars. You feel as though you are surrounded by light. You feel the warmth of the light.

Catechist: Listen, now, to a reading from the Letter of Paul to the Ephesians (Eph 5:8–14)

Reader: ***“Live as children of light – for the fruit of light is found in all that is good and right and true. Try to find out what is pleasing to the Lord. Take no part in the unfruitful works of darkness but instead expose them. For it is shameful even to mention what such people do secretly; but everything exposed by the light becomes visible, for everything that becomes visible is light. Therefore it says, ‘Sleeper, awake! Rise from the dead, and Christ will shine on you’.”***

The Word of the Lord.

(In small groups or in a large group) ask the group to share some of the things they told Jesus.

What in the world makes you uncomfortable or not feel right? What in themselves do they want to change?

Incorporate their responses into a litany as an adaptation of the intercession in the Scrutiny.

Catechist: For example:

- that God may dispel darkness and be the light that shines in their hearts, let us pray to the Lord
- that God may gently lead them to Christ, the light of the world, let us pray to the Lord.
- That, freed by the power of the Spirit, they may put all fear behind them and press forward with confidence, let us pray to the Lord.



Catechist

- That we who are faced with the values of the world may remain faithful to the spirit of the Gospel, let us pray to the Lord.
 - That, as children of God, we may openly admit our weaknesses and faults, let us pray to the Lord.
-

Connecting with the Rite

Make reference to the upcoming Scrutiny being a time when the community will pray for the elect and candidates. It is a time when the community prays that God will take away the darkness and that Jesus will be their light.

Closing Prayer

Loving Father, we want to walk with Jesus, who gave his life for us. Help us to follow him.

Loving Father, free these young people from whatever could make them turn from you and help them always to walk in your light.

If they stumble on the way, help them up with the power of your hand, that they may rise again and continue on their journey to you, with Jesus Christ our Lord.

Help us to walk with Jesus, who gave his life for us. Help us to follow him.

AMEN.



Ritual Session 14 (3rd Sunday of Lent)

PREPARATION FOR THE PENITENTIAL RITE (SCRUTINY)

Note for Catechist

According to the Rite (RCIA), the Penitential Rite is “a proper occasion for baptized children of the catechetical group to celebrate the Sacrament of Reconciliation for the first time (#293)

This preparation session uses the images that emerge from the prayers and readings of the Second Scrutiny (celebrated on the Fourth Sunday of Lent). This session would take place on the Third Sunday of Lent. It is best if it is celebrated outside Mass.

Needed

- a prayer table
- cloth (liturgical colour: purple)
- Cross
- Candle
- Lectionary

Introductory Rites

- Song
- Greeting

Opening Prayer

Presider:	God of Power, look upon these your children as they deepen their understanding of the Gospel. Grant that they may come to know and love you with receptive minds and generous hearts. Teach them through this time of preparation and enfold them within your Church, so that they may share in your holy mysteries both on earth and in heaven.
	We ask this through Christ our Lord.
All:	<i>Amen.</i>



Catechist:	<p><i>Invite the children and adults to take a comfortable position on the floor or in the chairs. Lead the group through a relaxation exercise of deep breathing and muscle stretching. Then move the group through a guided meditation.</i></p>
	<p>I invite you to close your eyes and walk with me through an imagination exercise.</p>
	<p>First: welcome Jesus into your heart. Talk with Jesus for a little while, and tell Jesus how you are feeling today. Invite Jesus to come and walk with you now.</p>
	<p>Imagine yourself on the road with Jesus and anyone else you want to be there; maybe a parent, a godparent, a friend, or just you and Jesus. <i>(pause)</i></p>
	<p>It is early evening and it is starting to get dark as you walk down the road. You stop at a grassy hill and sit down with Jesus.</p>
	<p>The sky has become dark. The darkness is all around you. You are not afraid because Jesus is with you. But you start to think about the things that make you feel uncomfortable. <i>(pause)</i></p>
Catechist:	<p>Maybe things at home. At school. In the world. <i>(pause)</i></p>
	<p>Talk to Jesus about yourself, now. There are things outside of us that we don't like.</p>
	<p>Is there anything inside you that you need to change or work on? Tell Jesus about that now. <i>(pause)</i></p>
	<p>Finally, talk with Jesus about the good parts you see in yourself. Tell Jesus about those parts of yourself.</p>
	<p>When you are finished talking to Jesus, you look up and see the bright moon and millions of stars. You feel as though you are surrounded by light. You feel the warmth of the light.</p>
	<p>Listen, now, to a reading from the Letter of Paul to the Ephesians (Eph: 5:8–14)</p>
Catechist:	<p><i>Live as children of the light—for the fruit of the light is found in all that is good and right and true. Try to find out what is pleasing to the Lord. Take no part in the unfruitful works of darkness but instead expose them. For it is shameful even to mention what such people do secretly; but everything exposed by the light becomes visible, for everything that becomes visible is light. Therefore it is said, “Sleeper, awak! Rise from the dead, and Christ will shine on you.”</i></p>
	<p>In small groups (or in a large group), ask the children to share some of the things they told Jesus.</p>
Catechist:	<ul style="list-style-type: none"> • <i>What in the world makes you uncomfortable or not feel right?</i> • <i>What in yourself do you want to change?</i>



Incorporate their responses into a litany as an adaption of the intercession in the Scrutiny. For example:

- That God may dispel darkness and be the light that shines in our hearts; let us pray to the Lord.

Catechist:

- That God may gently lead us to Christ, the light of the world; let us pray to the Lord.
 - That, freed by the power of the Spirit, we may put all fear behind us and press forward with confidence; let us pray to the Lord.
 - That we who are faced with the values of the world may remain faithful to the spirit of the Gospel; let us pray to the Lord.
-

Connecting with the rite

Make reference to the upcoming Scrutiny being a time when the community will pray for the elect and candidates. It is a time when the community prays that God will take away the darkness and that Jesus will be their light.

Closing Prayer

Loving Father; we want to walk with Jesus, who gave his life for us. Help us to follow him.

Catechist:

Loving Father; free these young people from whatever could make them turn from you, and help them always to walk in your light. If they stumble on the way, help them up again with the power of your hand, that they may rise again and continue on their journey to you, with Jesus Christ our Lord.

Help us to walk with Jesus, who gave his life for us. Help us to follow him.

All:

Amen.



Ritual Session 14 (3rd Sunday of Lent)

THE PENITENTIAL RITE (SCRUTINY)

Note for Catechist

It is best if this session is celebrated outside Mass.

Needed

- a prayer table
- cloth (liturgical colour: purple)
- Cross
- Candle
- Lectionary

Gathering Song

- *You Have Called Us* (Share the Light by Bernadette Farrell)
- *Jesus, You Love Us* (Calling All Children by Christopher Walker)

Greeting

Presider:	I welcome you in the name of the Father, and of the Son and of the Holy Spirit.
All:	<i>Amen.</i>
Presider:	<i>Explain that the rite will have different meanings for the different participants; the children who are catechumens; the children who are already baptized, particularly those who will celebrate the Sacrament of Reconciliation for the first time; the parents, godparents, sponsors, catechists, etc. All these participants in their own different ways are going to hear the comforting message of pardon for sin, for which they will praise the Father's mercy.</i>

Opening Prayer

Presider:	God of pardon and mercy, you reveal yourself in your readiness to forgive and manifest your glory by making us holy. Grant that we who repent may be cleansed from sin and restored to your life of grace.
	We ask this through Christ our Lord.
All:	<i>Amen.</i>

Liturgy of the Word

Presider:	Gospel: John 9:1, 6–9, 13–17, 34–39 (the man born blind)
	<i>Homily</i>



Exorcism

Presider:	God of mercy and Father of all, look upon [Name(s)] who will soon be baptized.
Children:	We have heard the words of Jesus, and we love them.
Presider:	Even though they try to live as your children, they sometimes find this difficult
Children:	Father, we want to do what pleases you, but sometimes we find this hard.
Presider:	Loving Father, free these young people from whatever could make them sin, and help them always to walk in your light.
Children:	We want to walk with Jesus, who gave his life for us. Help us, Father, to follow him.
Presider:	If they stumble on the way and do not please you, help them up with the power of your hand, that they may rise again and continue on their journey to you with Jesus Christ, our Lord.
Children:	Father, give us strength.

Prayers of Intercession

Presider:	Let us pray for [Name(s)] who are preparing themselves for the sacraments of Christian initiation and for all those who will receive God's forgiveness in the Sacrament of Reconciliation for the first time and for ourselves, who seek the mercy of Christ.
Catechist:	That God may dispel darkness and be the light that shines in their hearts, let us pray to the Lord,
All:	Lord, hear our prayer.
Catechist:	That he may gently lead them to Christ, the light of the world, let us pray to the Lord,
All:	Lord, hear our prayer.
Catechist:	That he may heal them and preserve them from the unbelief of this world, let us pray to the Lord,
All:	Lord, hear our prayer.
Catechist:	That enlightened by the Holy Spirit, they may never fail to profess the Good News of salvation and share it with others, let us pray to the Lord,
All:	Lord, hear our prayer.
Catechist:	That all of us, by the example of our lives, may become in Christ the light of the world, let us pray to the Lord,
All:	Lord, hear our prayer.

This part is included when you have children of catechetical age preparing for the Sacraments of Confirmation and First Communion.

Examination of Conscience

Reader 1:	For the times we have walked in darkness and turned away from the light of your grace...
All:	Lord, we ask for healing.
Reader 2:	For the times we have withheld the light of goodness, patience, and forgiveness from our family members or friends...
All:	Lord, we ask for healing.
Reader 1:	For the times we have given a bad example in school, in the workplace...
All:	Lord, we ask for healing.
Reader 2:	For the times we have lied about or passed judgment on others...



All:	Lord, we ask for healing.
Reader 1:	For the times we have chosen and valued goods when others' needs were greater than our own...
All:	Lord, we ask for healing.
Reader 2:	For the times, we have hidden from the light when called to take a stand for peace, justice, and the common good...
All:	Lord, we ask for healing.
Presider:	As children of God, called into the light, let us pray together the Lord's Prayer.
All:	Our Father, who art in heaven ...

Invitation to Individual Reconciliation

	Merciful God, you have heard our prayers and freed us from our transgressions. In doing so, you have offered us your own gift of light; in thanksgiving, we now share a sign of peace with one another.
Presider:	<i>Exchange a sign of peace, e.g. "The Light of Christ be with you."</i>
	Let us pray:
	May the Lord Jesus bless you and protect you, may he guide you and keep you always in his light.
All:	Amen.
Reader 2:	May the Lord Jesus help you to stay true to the promises you have made today and protect you from all harm, in the name of the Father, and of the Son, and of the Holy Spirit.
All:	Amen.

Closing Hymn

- *Share the Light*, Bernadette Farrell



Ritual Session 15 (4th Sunday of Lent)

“COME” THE RITE OF GATHERING

Focus

- Lead the children to an understanding of the Eucharist as the meal of thanksgiving in which we receive the Body and Blood of Christ.
- Present the sacrament of Eucharist as the celebration of our full belonging to the Catholic Church.

Catechist Background Notes

Meals for people of all ages are times of nourishment and sharing. The word meal connotes more than just ‘eating’. When we use the words meal, supper, or dinner, we mean more than just ‘putting food into our mouths’.

Meals in the Jewish tradition have a special importance. Throughout the history of the Jewish people meals have been times of celebration and worship. The meal blessing for the pious Jew is a time of worship – as important a part of their prayer life as attending the temple or synagogue service. Even today one of the most important feasts in the Jewish year – Passover – is celebrated by the family gathered around the table for a meal.

The Last Supper became a special symbol for all Christian people because of what Jesus said and did. It was, however, only one of many suppers Jesus had shared with his friends.

The *Directory for Masses with Children* urges us to provide children with an appropriate catechesis on the Mass. This document asks that, in the catechesis that prepares children for first communion, they learn to “take part actively with the people of God in the Eucharist, sharing in the Lord’s table and the community of their brothers and sisters. (#12)

For this reason the next four gatherings are modelled after the four-part structure of the Eucharistic celebration, and identify and capture the essence of each of the four parts using these key words: **“Come, Listen, Do, and Go.”**

On the day of our baptism, Jesus welcomed us into the family of Christians. Now he says:

“Come gather with the Family of the Church.”

Fr. John Gallen calls the Gathering Rites of the Eucharist a “promising presence” (*Promising, Presence, Gathering Rites for Eucharist*, **Modern Liturgy**, vol. 18, no. 6, 6–8). We begin to experience the treasure of Christ’s real presence in his Body, the Church, made visible in the assembly. We celebrate who we are: the Church, the Body of Christ. These Rites also promise much more, a promise fulfilled by sharing word and meal.

The *General Instruction of the Roman Missal (GIRM)* explains that the Gathering Rites make the assembled people a unified community and prepare them properly to listen to God’s word and to celebrate the Eucharist (#24). The document further captures the essence of the assembly’s gathering: “After the entrance song, the priest and the whole assembly make the Sign of the Cross. Then through his greeting the priest declares to the assembled community that the Lord is present. This greeting and the congregation’s response express the mystery of the gathered church” (#28).

Catechist Reflection

Baptism and Confirmation are clearly a beginning. Taken by themselves, they are not enough. They point us to something more: the Eucharist.



Eucharist is the heart and soul of Christian initiation. It is the Christian's identification with the life, death, and resurrection of Jesus. When the baptized-confirmed person joins the worshipping community in the breaking of the bread and the sharing of the cup, he or she shares fully in the sacramental celebration of life in Jesus Christ, the Risen Lord.

When considered together, the three Sacraments of Initiation show the full dignity of Christian identity. The Christian is one who is immersed in the fullness of God (baptism) and has been sealed with the Holy Spirit in a community of faith (Confirmation) and joins in the thanksgiving meal of the Christian community (Eucharist).

We are always challenged as Catholics with the need for an "altar call" or some manner in which we can declare our commitment to live as Christians, making real our belief in Jesus as our Savior the Lord.

We do not believe that we can declare ourselves once and for all time to be Christian people who have fully arrived. In our Catholic tradition, we understand ourselves to be a pilgrim people who are always on a journey towards wholeness. For us, the Eucharistic "Amen" that we make to the Body and Blood of Christ is our sign of commitment to follow that journey daily. It is our statement of belief in Jesus as Lord and our proclamation of his kingdom in our lives.

Supplies and Environment

- Name tags
- A chair, mat or cushion for each person present
- A table covered with the liturgical colour of the season
- A cross – preferably the Processional Cross from the church or a simple wooden cross
- Two processional candles
- A Bible or Lectionary
- A bowl of water
- White Garment
- Oils of Catechumens and Chrism
- Music
- Refreshments
- Also needed for this gathering:
 1. Materials with which each family can make a simple wooden cross: twigs, yarn, driftwood or small pieces of soft wood cut into suitable lengths; small nails or tacks; hammers.
 2. Prepare a simple, large (e.g. 4' X 6' or 1 m. X 2 m.) piece of fabric or poster paper that will be used to create a banner). At the end of each of the next four sessions, the letters of the key word for that evening's session will be added to the banner as a final gesture and summary. For this session, you will need to have cut out the letters C O M E. You might decorate the banner with simple Eucharistic symbols.
 3. Have small wooden crosses ready to give to each child, if you are presenting crosses.

Prepare the Ritual Area

Arrange as in last session.



GATHERING

Welcome / Introductions

Leader:	<i>Raise arms straight up twice with energy and vigour</i>
	Blessed be God! O blessed be God!
All:	<i>Blessed be God! O blessed be God!</i>
Leader:	<i>Cups hands around mouth</i>
	Who calls you by name.
All:	<i>Who calls you by name.</i>
Leader:	<i>Sign of the cross</i>
	Holy and chosen one!
All:	<i>Holy and chosen one!</i>
Leader:	<i>Revisit the home activity of the last session.</i>
	<i>Takes up a discussion on the Cross</i>

- What do we often see when we come into a small town or village almost everywhere in the Christian world? [a church steeple, with a Cross]
- What do we often do when we first come into a church? [Make the Sign of the Cross]
- What are some other ties we see or use a Cross in church? [Cross leads the procession, Sign of the Cross at beginning of Mass, and blessing at end]

OPTION

Also, I would like to tell you something very interesting about the Cross. A ship has sometimes been used as a symbol of the church – it is called the Barque of Peter” (“barque” is a type of sailing ship). It seems this name was given to the Church because of the ship’s mast and yardarm. Long ago, it reminded people of the Cross of Jesus. The Cross is the most important symbol of our Christian faith.

Catechist:

Why do we treasure the Cross so much?

[It is a sign of Jesus’ death and resurrection, of God’s great love for us.]

Illustrate this by standing with outstretched arms, which saying:

“Think about how our body forms a Cross. When we hug someone, we begin with outstretched arms. That’s why Jesus died on the Cross when he opened his arms to the whole world.”

Why do you think the Cross is sometimes called the “Tree of Life”?

Think of what a tree does. *Hopefully you may hear:*

- Grows tall and strong
 - Provides shade, shelter, fruit, seeds
 - Seeds produce new life
 - When a tree dies, it makes the soil rich and helps produce new life.
-



From the Tree of the Cross, Jesus entered into new life.

After his friends met the Risen Jesus, they understood. It was because of the tree of the Cross that Jesus was able to pass over into new life and share this life with everyone by sending his Spirit to us. And that is why they called the Cross the “Tree of Life”, not the “Tree of Death”.

It is the Sign of Jesus’ victory over sin and death.

Catechist:

And so every Sunday, the Lord Jesus says “Come gather with me and remember my story” The Sign of the Cross tells our Christian story: that Jesus died, rose from the dead, and is with us now, and that we will live forever.

Do you remember what the priest says after we make the Sign of the Cross?

[“The Lord be with you,”]

What is our response?

[“And with your spirit”]

These words promise more wonderful things to come. The Lord is truly with us when we gather.

PROCESSION (COME)

Team leader will ask those selected for the procession to go to the back of the room where someone waits to hand them the objects they will carry.

Invite the group to be quiet and wait for a few minutes until silence settles.

Music: *Lift High the Cross*

The procession gathers around the prayer table so as not to block people.

Presider:	With care and with love, let us begin with the Sign of the Cross:
	In the name of the Father + and of the Son and of the Holy Spirit.
All:	<i>Amen.</i>
Presider:	The Lord be with you.
All:	<i>And with your spirit.</i>
	Let us pray.
	Loving God,
Presider:	You gather us today around the cross of your son, Jesus. We come as his friends and followers. Help us to treasure the cross in our hearts and in our minds , as the sign of how much you love us.
	<i>One candidate spreads the cloth on the table.</i>
	May this table be a sign that we are all one family sharing our life together.



The Cross Bearer holds the cross high and, after the prayer below, places the cross on the table.

May this cross always be a sign to us of your great love.

Presider: *The Book Bearer holds the Lectionary (or Bible) high and, after the prayer below, places the book on the table.*

May this Word be rich food for our minds and hearts.

We make this prayer to you through Christ our Lord.

All: ***Amen.***

THE WORD OF GOD (LISTEN)

As the Proclaimer of the Word reverently takes the Lectionary (or Bible) from the prayer table, the other Leader leads the congregation in a Gospel acclamation:

Listen with your heart (action: point to ears then place hands crossed over heart)

Listen to the Good News (action: point to ears and hold out palms of hands)

Hear what God is saying (action: point to ears and point to sky)

To you and me (action: point to each other and yourself).

(Repeat)

A reading from the Gospel according to John

Proclaimer: Jesus said, “Truly I tell you, God’s Chosen One must be lifted up so that everyone who believes in him will live forever. Yes, God loved the world so much that he gave his only Son so that everyone who believes in him may not be lost but may have eternal life.”

The Gospel of the Lord.

All: ***Praise to you, Lord Jesus Christ.***

Allow a few moments of silence.

Option 1

Invite the group to break into smaller groups for a short period of reflection. The smaller groups should include children and parents together. If you choose to work in family groups, make sure that each group has a copy of the reading.

Have the following questions ready for distribution:

- What did you hear in this reading?
- What do you think is meant by “lifted up”? [Jesus was “lifted up” on the Cross, but it also means Jesus was raised up, lifted up to a new life in the resurrection.]
- Who can remember why God sent Jesus into the world? [God loved the world (us) so much. To show us how to live rightly]



- What do you think of when you hear the words “eternal life”? (If answers stress heaven or other “after-death” ideas, affirm these, and also explain that eternal life begins now because the Spirit lives in our hearts.)
- What led our procession this morning (tonight)? Why?

Option 2

Catechist dialogues with the children alone, or with the whole group using the same questions.

When people have shared their responses to these questions of how Jesus is with us, you might point out that verse 16 is sometimes called “the heart of the gospel” or a kind of a “mini-gospel”. Encourage the children to learn it by heart.

- The Lord Jesus says, “Come, gather with me and remember my story”
- The Sign of the Cross tells us our Christian story: that Jesus died, rose from the dead, and is with us now, and that we will live with him forever. From the very earliest times, Christians have felt closest to Jesus when they meet to do what he did the night before he died. Today Christians come together to do this every Sunday.

RITE OF LIFTING UP AND SIGNING (DO)

(If they have already made their crosses they are invited to lift their crosses high as they sing *Lift High the Cross*.)

If this is a task for each family to do at home you can form a procession around your space, or in the Worship Area of your church, following the Processional Cross. The children like to take turns carrying the Processional Cross.

When all have returned to their places:

Let us pray.

Lord our God, be with us now as we pray. Look with favour on these children as they prepare to join us around your holy table. As you bless them with divine grace, so we now bless them with our love.

Invite parents to sign their child's forehead, using their own words as they do this.

Presider: Dear children,

As your parents traced the Sign of the Cross on your forehead, God signed you in your hearts. All through your life, the Cross will remind you of God's great love for you.

OPTIONAL

If you are presenting the children with wooden crosses, you may do this now. The presider gives each child a cross, using these or other words:

Wear this cross as a reminder that you are a friend and follower of Jesus.

When all the crosses have been presented, the presider continues:

Presider: Loving God, we thank you for raising up Jesus and making him Lord of Life. We are glad to be marked with (to wear) this Sign of His love for us.

All: ***Amen.***



DISMISSAL (GO)

Closing Song:	<i>Lift High the Cross</i> <i>Ministers gather symbols and process out.</i>
Presider:	We now ask you to bless this food which we are about to share. We make this prayer through Jesus, who is Lord.

REFRESHMENTS

Reflection on the Celebration

Catechist begins a general discussion, using the following questions:

- How did you feel about what we did tonight?
- What did you like especially?
- Why is the Cross so important to us?
- Who really gathers us on Sunday?
- Why?

Then review the evening's activities. This will also serve as a preview for the sessions to come. Be sure to include the following points:

- We come;
- We listen;
- We do;
- We go.

Banner Activity

Invite one child to place all the letters of the word "Come" on the banner, or invite four children each to place one letter of the word "Come" on the banner.

Continuing the Journey at Home

Encourage families to:

Make their own progressive Eucharist banner at home. This means that each week, for the next four weeks, they will add a new word to their banner that describes the Eucharistic action.



Ritual Session 16 (5th Sunday of Lent)

“LISTEN” THE LITURGY OF THE WORD

Focus

This session emphasizes:

- Learning to listen to those around us so that we can hear God speaking to us.
- Appreciating the liturgy of the word as a special time when God speaks to us.

Catechist Reflection

Words are very important to us. They are our way of communicating, of making ourselves understood. As believers we also understand the deeper significance of words, especially in Sacred Scripture. God’s Word is a word that is also an action. It is a word that accomplishes what it signifies.

Jesus was just such a “word.” In the Gospel of John, Jesus is “the Word made flesh.” We bring this understanding of “Word” to the Liturgy of the Word at Mass.

In gathering, we recognize that God is present in our community. In the proclamation of the Word, we recognize that God is present in this very sharing of Scripture. By sharing in this Word we come to be what we proclaim. The Word of God shapes us.

This Word of God is not static. It is not just letters on a page. The Word is to be proclaimed aloud to the gathered people. The reader is responsible to minister to the community through the prayerful proclamation of this Word; the rest of the people are responsible to be ministers to one another through careful and active listening to the “Living Word.”

Listen to my Word

When Christians gather to celebrate, they too tell stories. The Liturgy of the Word tells the ancient story of human beings who experienced God’s constant presence in their lives. At the centre of life is a God who is passionately interested in us.

As we rediscover the Scriptures, we find stories that give deep meaning to our lives. We encounter people of the past who witnessed to God’s presence in their lives. We meet people who hear God’s voice in daily events and even in the sound of a gentle breeze. We read stories of men and women of faith, stories of human greatness, stories of human failure, of sin and of redemption.

Jesus’ story is the most astounding story of God. When we Christians listen to that story, the story of a man in whom we see the face of God, we call it “Gospel.” It is “Good News” because it is a story full of hope. Let us listen carefully to this story, for our lives depend on it.

Christian families usually have an innate sense of the importance of knowing the biblical stories of Jesus. Encourage parents to read and tell these stories at home, to talk together about the Sunday gospel and to explore its meaning for their lives. In telling these stories, we remember who we are and to whom we belong.



Supplies and Environment

- Name tags
- A chair, mat or cushion for each person present
- A table covered with the liturgical colour of the season
- A cross- preferably the Processional Cross from the church or a simple wooden cross
- Two processional candles
- A Bible or Lectionary
- A bowl of water
- White garment
- Oils of the Catechumens and Chrism
- Prepared piece of fabric or poster paper (from the last week) with the letters C-O-M-E on it. This week you will be adding the word L-I-S-T-E-N
- Music
- Refreshments

GATHERING

Welcome / Introductions

Leader:	<i>Raise arms straight up twice with energy and vigour</i>
	Blessed be God! O blessed be God!
All:	<i>Blessed be God! O blessed be God!</i>
Leader:	<i>Cups hands around mouth</i>
	Who calls you by name.
All:	<i>Who calls you by name.</i>
Leader:	<i>Sign of the cross</i>
	Holy and chosen one!
All:	<i>Holy and chosen one!</i>
Leader:	<i>Revisit the home activity of the last session.</i>

Introductory Activities

Catechist:	<i>Explain that the opening exercise deals with listening. Its aim is to help the participants recognize that listening is an activity of the whole being, ears and mind and heart. Learning to listen well to people in our lives and to the feelings within us can help us to listen to God better. People find it hard to believe in a God who listens when they experience people who don't listen.</i>
------------	---



Choose from the following options:

A) Mother's stories

1. When my youngest was a toddler, as she would babble at my heels while I worked in the house, I would murmur gentle, agreeing sounds. One day she got totally exasperated, climbed on the chair next to the sink, grabbed by face with both hands and said, "I talka you, Mommy!" She did not need a degree in clinical psychology to know I wasn't listening!
2. It's late and supper isn't ready yet. Dad and the rest of the family will be home any minute. Mom is rushing around and little Sara, her constant companion and helper, is stirring up some biscuits.

"Mama?" asks Sara in a muffled voice, as Mom stirs the soup on the stove, her back to Sara. "Mom!! Listen to me!"

"Oh, Sara, I am listening," says Mom, still stirring. She turns her head, but doesn't look at Sara. Sara begins to cry. Her mom turns off the stove and goes over to Sara.

"What's the matter, dear? I can hear you." "But your eyes aren't listening!" Sara cries.

Diane and Sara Waldbillig

Catechist:

B) A skit

Invite a father and a child to dramatize the following scene:

The father is reading a newspaper or book. A child bounces in with exciting news: "Daddy, do you know what?" (make up a story). The father keeps on reading and responds with, "Uh-huh, that's good," etc. Complete absence of attentive listening.

Child shows typical reaction: disappointment, frustration. Leaves room, head down, picture of dejection.

Invite the participants to form into groups to talk about the stories and/or skit, and to suggest some tips on how to be good listeners.

C) A Fun listening activity

Ahead of time, partly fill small, empty plastic vitamin bottles with items such as sand, rice, pennies, beads, etc. Give each child a container and invite them to find others with similar sounding shakers and form groups. Invite them to share about what helps them to listen well.

On regrouping, talk about listening in a different, more challenging way – not only with our ears, but with our hearts and minds. Children could take their "shakers" home as a reminder to be a good listener.



PROCESSION (COME)

Team leader will ask those selected for the procession to go to the back of the room where someone waits to hand them the objects they will carry.

Invite the group to be quiet and wait for a few minutes until silence settles.

Music: *Soft background music.*

The procession gathers around the prayer table so as not to block people.

Presider:	With care and with love, let us begin with the Sign of the Cross:
	In the name of the Father + and of the Son and of the Holy Spirit.
All:	<i>Amen.</i>
Presider:	The Lord be with you.
All:	<i>And with your spirit.</i>
Presider:	Let us pray for the gift of God's Spirit as we journey with Jesus toward Holy Thursday, Good Friday, and Easter Sunday.
	<i>Silence</i>
	God our Father,
	Because we have heard your invitation, we are gathered here with open hearts to listen to your Word and to celebrate the wonderful gift of your Word in our lives. We ask you, loving God, to bless us.
	<i>One candidate spreads the cloth on the table.</i>
	May this table be a sign that we are all one family sharing our life together.
	<i>The Cross Bearer holds the cross high and, after the prayer below, places the cross on the table.</i>
	May this cross always be a sign to us of your great love.
	<i>The Book Bearer holds the Lectionary (or Bible) high and, after the prayer below, places the book on the table.</i>
	May God's Word be for us and for our families food for our minds and hearts. Help us today to feel the joy that comes from listening to your holy Word.
	This we ask through your Son, Jesus our Lord.
All:	<i>Amen.</i>

THE WORD OF GOD (LISTEN)

As the Proclaimer of the Word reverently takes the Lectionary (or Bible) from the prayer table, the other Leader leads the congregation in a Gospel acclamation:

Listen with your heart (action: point to ears then place hands crossed over heart)

Listen to the Good News (action: point to ears and hold out palms of hands)



Hear what God is saying (action: point to ears and point to sky)

To you and me (action: point to each other and yourself).

(Repeat)

	A reading from the Gospel according to Luke.
Proclaimer:	Once a woman in the crowd raised her voice and said to Jesus: “How blessed is the mother of a son like you!” But Jesus answered, “Blessed rather are those who hear the word of God and keep it.”
	The Good News, the Gospel of the Lord.
All:	<i>Praise to you, Lord Jesus Christ.</i>
Allow a few moments of silence.	
	What did you hear Jesus say to you in this reading?
	What do you think of Jesus’ answer to the woman?
	<i>Guide the children to see that Jesus is telling us that his mother, Mary, is blessed or happy because she listened to God’s Word with her ears and with an open, listening heart. God’s Word was precious to her; she treasured it in her heart.</i>
	How can we be blessed like Mary?
	What is Jesus asking you to do this week?
	<i>Discuss with the group what this Word of Jesus is saying to us today.</i>
Catechist:	<i>Lead the group in saying:</i>
	“Jesus said: Ephphatha!” (pronounced “EHF-uh-thuh”)
	Where in our journey did we hear this word before?
	<i>Remind the group of the Session called Awakened to Grace – “Ephphatha Rite” that we celebrated last November.</i>
	This is part of the Rite of Baptism where after we received our lit candle, our ears and lips were touched, and the family of God prayed:
	The Lord Jesus made the deaf hear and the mute speak: May he soon touch your ears to receive his Word, and your mouth to proclaim his faith, to the praise and glory of God, the Father.
Presider:	Proclaim the Gospel of Mark 7:31–37



	What did you hear in this story?
	How do you think the man felt before he was cured? Afterwards?
Catechist:	Who asked Jesus to cure the deaf man?
	What did Jesus do?
	What does “Ephphatha” mean?
Presider:	We all sometimes have trouble hearing. We want to listen to Jesus, but we can’t or don’t know how. Sometimes we even refuse to listen to Jesus’ words with our ears or with our hearts. We can ask Jesus to touch us and to say, “Ephphatha!”

EPHPHATHA RITE (DO)

	And now we are going to be blessed in a special way. Jesus used this blessing in his day.
Presider:	<i>The Presider or team members may give this blessing, or parents may give the blessing while the Presider says the words. This may be repeated with children blessing the parents.</i>
	<i>While the ears are being signed with the Sign of the Cross:</i>
	I (we) mark your ears with the Sign of the Cross, that you may always hear the words of Jesus and keep them in your hearts.
All:	<i>Amen.</i>
	<i>Invite the group to be still and to listen to the sounds around them.</i>
Presider:	Dear God, you speak in many ways: in signs of love, in your wonderful creation, in friends, in music and in silence. Thank you for this gift of your presence. Help us always to listen to your word, spoken most clearly in Jesus your Son, our living Word.
All:	<i>Amen.</i>

DISMISSAL (GO)

Closing Song:	<i>Speak Lord or other ‘Listen song’.</i>
	<i>Ministers gather the symbols and process out.</i>

REFRESHMENTS

Reflection on the Celebration

Catechist begins a general discussion, using the following questions:

- How did you feel about our celebration?
- How did you feel when your ears were blessed?
- What is your strongest memory of what we did tonight?
- How do we listen with our ears and with our hearts?
- What helps you know that someone is listening with their heart?



Banner Activity

Catechist: *Explain that, in this session, participants have reflected on the importance of listening carefully to God's Word in the Liturgy of the Word, the second part of the Eucharist.*

Invite six children to come forward. Each takes one letter of the word LISTEN, and places it, in the correct order, on the banner.

Final Blessing



Passion / Palm Sunday (Cycle B)

(Violet Cloth)



Welcome: "Good morning boys & girls. Welcome!"

Announcements: Make any necessary announcements before the liturgy begins.

Candle/Book: Choose a child to process with the candle and a parent the book.

Song: *Open Our Hearts* (by Christopher Walker)

Sign of the Cross: Lead the children in making the Sign of the Cross.

First Reading: "This is a reading from Paul's letter to the Philippians." (*Readings may be proclaimed by a parent*)

The Sunday Book of Readings Adapted for Children, p. 33

"The Word of the Lord."

Children: "Thanks be to God."

Responsorial Psalm: **Children's Response:** "Glorify God, glorify God, glorify God with me.
Let us praise God's holy name. Glorify God, glorify God's holy name!
(Pause in silence for a moment)

~~**Alleluia:**~~ The Alleluia is omitted during Lent.



Gospel: "This is a reading from the Gospel of Mark."

Children: "Glory to you, Lord." (*Three crosses - Lord be in my thoughts, in my words, and in my heart*)

The Sunday Book of Readings Adapted for Children, p. 32

"The Gospel of the Lord."

Children: "Praise to you, Lord Jesus Christ."

Dialogue: "Today is called Passion Sunday or Palm Sunday. It is a special celebration that reminds us that Easter is one week away!"

"The first reading is another letter written by St. Paul. He talks about the life of Jesus. Do you remember anything from his letter?" (*share*) "Jesus lived a humble life as a human being and obeyed everything God said. What happened to Jesus in the end?"



(share - he died on a cross) "Jesus loved God so much that he did what God wanted even though it meant he would eventually die on a cross."

"In the Gospel today, we heard how Jesus came into the city of Jerusalem. How did Jesus enter the city?" (share - riding a colt) "The people heard he was coming and welcomed him. What did they do?" (share - spread their coats on the ground, waved branches) "We carry branches today because we also want to honour Jesus as our King and welcome him into our hearts and lives."

"But Jesus had enemies. They were jealous and hated him. They made him suffer very much. This week is called Holy Week. We think about the last days of Jesus before he died. On Holy Thursday we remember when Jesus ate his last supper with the Apostles. On Good Friday we remember when Jesus died on the Cross. Jesus' enemies had crucified him on the Cross. He prayed for his enemies and asked God to forgive them. The story of how much Jesus suffered makes us sad."

"On Holy Saturday some people will come to church at night. The church will be dark. Father _____ will light a big candle that will stand for Jesus' New Life, the resurrected Jesus. Holy Week is very special. Take time to remember Jesus throughout this special week."

Intentions:



"Let us pray: *(The intentions may be read by the children)*

For loving us so much, we pray to the Lord.

Children: "Lord, hear our prayer."

For the Good News of Easter, we pray to the Lord.

Children: "Lord, hear our prayer."

Encourage the children to share their own intentions.

Song:

Choose from *Catholic Book of Worship III*, your parish hymnal, or other sourced song book. Be sure it is related to the theme of today.

Closing:

Discuss the Home Assignment and select readers for the following week; all parents should be encouraged to read next week's readings with their children.



Name: _____

Date: _____

HOME ASSIGNMENT

Passion / Palm Sunday (Cycle B)



1. What were some of the things that Jesus did in his life that showed his love for God? And for us?

2. What are some of the things that you do in your life to show Jesus that you love him and have faith in him?

3. Draw a picture of Jesus entering Jerusalem riding on a colt as people spread their clothes on the ground and waved branches.



Rite of Anointing with the Oil of the Catechumens

(SUPPLEMENTAL RITE FOR THOSE NOT BAPTIZED*)

Presider: In the name of the Father + and of the Son and of the Holy Spirit

All: ***Amen.***

Let us pray for the gift of God's Spirit as we continue our journey together.

Silence

God our Father,

Because we have heard your invitation, we are gathered here with open hearts to listen to your Word and to celebrate the wonderful gift of your Word in our lives. We ask you, loving God, to bless us.

One candidate spreads the cloth on the table.

Presider: May this table be a sign that we are all one family sharing our life together.

The Cross Bearer holds the cross high and, after the prayer below, places the cross on the table.

May this cross always be a sign to us of your great love.

The Book Bearer holds the Lectionary (or Bible) high and, after the prayer below, places the book on the table.

May God's Word be for us and for our families food for our minds and hearts. Help us today to feel the joy that comes from listening to your holy Word.

This we ask through your Son, Jesus our Lord.

All: ***Amen.***

Leader will call Name(s) to come forward with their parents and sponsors. They will form a semi-circle behind the prayer table.



We now prepare to strengthen [Name(s)] with the Oil of the Catechumens, specially blessed by the Bishop for this use.

Like precious foods preserved in oil, [Name(s)] will be given the grace to persevere in following Christ to become one who nourishes others.

As ancient athletes used oil for strength, (Name) will be strengthened by God's grace to be a true disciple.

Lord God,

Protector of all who believe in You. Give the wisdom and strength this oil signifies to [Name(s)] who will be anointed with it, in preparation for (his/her/their) baptism.

Bring them each day of their lives to a deeper understanding of the Gospel values.

Help them to accept the challenge of Christian living, and lead them to the joy of new birth in the family of Your Church, the People of God.

We ask this through Christ our Lord.

Amen.

Presider:

(Name) I anoint you with the Oil of Salvation in the name of Christ our Savior, who lives and reigns for ever and ever.

Amen.

A reading from the Letter of Paul to the Ephesians: 1: 1–14 (adapted)

Paul was a friend of Jesus who worked very hard to spread the good news about Jesus risen from the dead. He visited many communities and often wrote letters to remind them about the good news. One day he wrote to his friends in a city called Ephesus. This is what he said:

May happiness and peace be yours from God our Father and from Jesus the Lord, God's chosen one! Glory to the God of Jesus who has chosen us and blessed us more than we can ever imagine. Yes, God chose us even before the world was made!

God loves us so much that he shared with us the very life of his Son Jesus, making us his daughters and sons and calling us by name. God wanted each of us to be a dearest child just like Jesus. Because of Jesus we have not only received the good news, we have been marked and sealed with the Spirit of Jesus, the promise of exciting and wonderful life now and forevermore.

The Word of the Lord.

All: ***Thanks be to God.***

Presider: *Homily*

All: ***Come, Holy Spirit,***

Fill the hearts of your faithful and enkindle in them the fire of your love.



Intercessory Prayers

Presider:	We have been called by the Lord to be a royal, priestly and prophetic people. Let us celebrate God's friendship with these children and pray for them as they prepare to join the Church through the Initiation Sacraments.
Reader:	Through baptism, bring [Name(s)] into your church, we pray:
Response:	<i>Lord, hear our prayer.</i>
Reader:	Through their lives, help them to be faithful witness to your Son, Jesus the Christ, we pray...
Response:	<i>Lord, hear our prayer.</i>
Reader:	Teach them by the words and example of their parents and sponsors, and help them grow strong as members of the Church, we pray...
Response:	<i>Lord, hear our prayer.</i>
Reader:	Renew the power of Baptism in each one of us here, we pray...
Response:	<i>Lord, hear our prayer.</i>
Presider:	Lord, you know the prayers of our hearts. Thank you for loving us.
	I now invite all to join in this prayer that Jesus taught us. Our Father ...

Sign of Peace

Presider:	+ May Almighty God bless us all, the Father, the Son and the Holy Spirit, now and forever.
All:	<i>Amen.</i>

* This rite is celebrated after Holy Thursday and before Easter Sunday. A shorter alternate rite can be found in *Children's Catechumenate*, Director's Guide, Rev. Thomas L. Long and Emily F. Filippi, Brown-ROA, pp. 33 – 34).



Year 2 Cycle A/B

Scope and Sequence Review Chart

The Liturgical Season of Lent (Cycle B)

Catechetical Focus:	Scriptural References	Knowledge and Understanding: (Cognitive Level)	Skills: (Practical Level)	Values and Attitudes: (Affective Level)	Lectionary Readings Cycle B
The Holy Spirit, the Giver of Life draws us to Christ		<i>The child knows...</i>	<i>The child can...</i>	<i>The child...</i>	Gospel Reading
Explore the notion of life and renewal of life	Luke's Story of the Passion with the narrative of the empty tomb	Creation as God's gift	Link the earth and the work of God's Holy Spirit	Is grateful for the gifts of the earth	1st Sunday of Lent Mk 1:12-15
Enter into the Lent/Easter cycle	Jn 20:19-22 <i>Jesus sends the Spirit upon his disciples: "Receive the Holy Spirit. If you forgive the sins of any, they are forgiven them"</i>	Importance and rituals of Lent and Easter	Link Lent and Easter with the narrative of Jesus	Appreciates how in Lent and Easter one becomes involved with the narrative of Jesus	2ND Sunday of Lent Mk 9:2-10
Celebrate the power of the Holy Spirit in bringing us forgiveness and reconciliation	John 11:25 <i>I am the resurrection and the Life</i>	The Holy Spirit helps us to become united with Christ again if we sin	Recognize the need to forgive and be forgiven	Celebrates Lent and Easter at home and in the parish	3rd Sunday of Lent Jn 2:13-22
Participate in the mystery of Christ's death and the power of the Spirit raising Jesus to new life		The Holy Spirit was present in all that Jesus said and did	Participate in and contribute to the prayers and celebrations	Participates in the Sacrament of Penance	4th Sunday of Lent Jn 3:14-21
		The Sacrament of Penance	Forgive	Has a desire to be forgiven and forgive	5th Sunday of Lent Jn 12:24-25, 32-33
		The Easter narratives	Care for the earth		Passion/Palm Sunday Mk 15:1-39
		The "Glory Be"			



Our Faith Journey

Easter Season to Body and Blood of Christ

LESSON PLANS YEAR TWO

April 1 – May 27, 2018
Cycle A/B





The Liturgical Season of Easter

MAKING THE CONNECTION

The Sunday Readings for Year B, for the Liturgical Season of Lent and Easter, and the expectations covered in the *Criteria for Catechesis* for children age seven, serve as a guide in the lessons presented. The Scriptures presented help children make the connection between the sacrifice on the cross and the sacrifice of the Mass. In these lessons, we help children make the connection between the Gospel message and their lives. The following themes should be covered:

Catechetical Outcomes

Reinforce desired outcomes identified in the matrix that emphasize the catechetical focus: the Holy Spirit, the Giver of Life draws us to Christ:

- Explore the way the Holy Spirit is at work in uniting people with Christ
- Telling narratives of people who are/were extraordinary in their generosity and goodness
- Exploring the parables of Jesus
- Examining the narrative of Pentecost and how the Holy Spirit sends the Church out into the world
- Students will be able to explain the meaning of passages of Scripture that support the catechetical focus:
 - * Other seed fell into good soil and brought forth grain...
 - * Feeding of the five thousand
 - * The Parables of...The Mustard Seed, Treasure and the Merchant, Healing of Blind Bartimaeus, Healing of a Paralytic, Healing of the Centurion's Servant, Cleansing of Ten Lepers
 - * The Coming of the Holy Spirit

Cognitive, Practical and Affective Outcomes

- The children will KNOW
 - * What we mean by generosity and abundance
 - * In an age-appropriate way, the gifts and fruits of the Holy Spirit
 - * Jesus as a parable teller
 - * God gives gifts in abundance by the Holy Spirit
 - * The meaning of the Feast of Pentecost
 - * Gratitude for the abundance of life
 - * The importance of prayer and celebration
- The children will be able to DO the following
 - * Explain the basic meaning of the parables
 - * Identify some of the gifts and fruits of the Holy Spirit
 - * Understand generosity as something one responds to with generosity



- * Express gratitude
- * Participate in and contribute to the prayers, songs and celebrations of the group
- The children should demonstrate the following VALUES and ATTITUDES
 - * Enters fully into the parables and narratives of Jesus
 - * Appreciates the power of the Holy Spirit in the narratives of Jesus
 - * Appreciates and lives the fruits of the Holy Spirit in relation to the mission of the Son
 - * Celebrates the Feast of Pentecost
 - * Is sustained by the gifts of the Spirit
 - * Is generous and grateful
 - * Expresses gratitude in prayer

Specific Lectionary Based Outcomes

- (Easter Sunday) The women were the first disciples to witness the empty tomb and receive the Good News that Jesus is risen; Jesus really died and was buried but he rose from the dead and lives forever. Alleluia!
- (2nd) Sometimes, like Thomas, we find it difficult to believe what we cannot see. People come to believe in Jesus by what we say and do by seeing Jesus in our lives
- (3rd) Jesus rose from the dead to bring us peace and forgiveness; he wants us to bring peace and forgiveness to others and, in that way we show that Jesus is here with us
- (4th) Jesus, like a true shepherd will not leave us if we listen to his voice through others who teach us about him
- (5th) We must stay attached to Jesus and have his life in us so we will bear good fruit
- (6th) We are commanded to love (serve) in the way Jesus loved and we will know true joy
- (Ascension) Because we received the Holy Spirit at Baptism, we can share the Good News about Jesus' resurrection with the whole world
- (7th) Jesus prayed for us because he truly wanted us to be true to God, united as one and share in his joy
- (Pentecost) We have the power of the Holy Spirit to free people by being forgiving and when we do this we will experience peace



Easter Sunday (Cycle B)

(White Cloth)



Welcome: "Good morning boys & girls. Alleluia, Happy Easter!"

Announcements: Make any necessary announcements before the liturgy begins.

Candle/Book: Choose a child to process with the candle and a parent the book.

Song: *Open Our Hearts* (by Christopher Walker)

Sign of the Cross: Lead the children in making the Sign of the Cross.

First Reading: "This is a reading from The Acts of the Apostles."
(readings can be done by a parent)
The Sunday Book of Readings Adapted for Children, p. 40
 "The Word of the Lord."
Children: "Thanks be to God."

Responsorial Psalm: **Children's Response:** "You have given me life. I will proclaim the wonders you do."
 Verse 1: "You have shown mercy and power. You have given me life."
 Verse 2: "You opened the gates of heaven. You have given me life.."

Alleluia: The Alleluia is sung for the first time since before Lent

Gospel: "This is a reading from the Gospel of Mark."

Children: "Glory to you, Lord." (three crosses - Lord be in my thoughts, in my words, and in my heart)

...

"This is the Gospel of the Lord."

Children: "Praise to you, Lord Jesus Christ."

Dialogue: "Jesus' tomb or grave was hollowed out from the side of a rocky hill and could be visited. In front of the entrance was a large stone. When Mary visited the tomb, what did she discover? (**share** - the stone had been moved) "What else was wrong?" (**share** - Jesus' body was gone) "What did this mean?" (**share** - Jesus was dead, but now he is alive again) "What special things do we do on Easter?" (**share** -





special Easter clothes, Easter eggs, Easter bunny, etc.) "Bunnies, chicks, and eggs are all signs of newness - new life. We see signs of new life in nature - new grass, flowers, buds on trees, etc. Are any of you going to visit someone today?" (**share**) "Our visit can bring new life to that person. Easter is a time to celebrate new life. Jesus had died and was buried in the tomb. But he rose from the dead and lives forever. The young man in the tomb said, 'Go and tell others so that they will see him.' How do we 'see' Jesus today?" (**share** - in the kindness of others, in miracles of nature, etc.) "How can we 'go and tell others'?" (**share** - by doing what Jesus wants us to do: be kind, nice, share, etc.) "This week celebrate Jesus' New Life."

Intentions:



"Let us pray:

That we will say 'thank you' to Jesus for the new life he wants to share with us, we pray to the Lord.

Children: "Lord, hear our prayer."

For people who do not know the Good News about Jesus, we pray...

Children: "Lord, hear our prayer."

Song:

"Rejoice in the Lord Always", *Ultimate Kids Song Collection*

Take-Home Activity:

Children colour the Home Assignment, "Alleluia! He is Risen!"

Closing:

Discuss the Home Assignment and select readers for the following week; all parents should be encouraged to read next week's readings with their children.



Name: _____

Date: _____

HOME ASSIGNMENT

Easter Sunday (Year B)

Alleluia He is Risen!



"I have seen the Lord." *John 20:18*



Ritual Session 17 (2nd Sunday of Easter)

“DO” THE LITURGY OF THE EUCHARIST

(With adaptations from *Come Join Us at the Table*, Leader's Guide, Muriel Loftus and Lawrence Deong OSB, Novalis)

Catechist Reflection

Baptism and Confirmation are clearly a beginning. They point us to something more: the Eucharist. Eucharist is the heart and soul of Christian Initiation. It is the Christian's identification with the life, death, and resurrection of Jesus. When the baptized-confirmed person joins the worshipping community in the breaking of the bread and the sharing of the cup, he or she shares fully in the sacramental celebration of life in Jesus Christ, the Risen Lord.

When considered together, the three Sacraments of Initiation show the full dignity of Christian identity. The Christian is one who is immersed in the fullness of God (Baptism) and has been sealed with the Holy Spirit in the community of faith (Confirmation) and joins in the thanksgiving meal of the Christian community (Eucharist).

Since childhood we may have heard that Jesus "instituted" the Eucharist at the Last Supper. Indeed he did. But he did not invent an action that we Christians would merely mimic. In taking the bread and wine, blessing and sharing them, he did what Jews had been doing for centuries. What was new was what he said – Jesus identified himself with the bread and the cup. In other words, he is the fulfillment of all of salvation history. The wonderful work of God's promise of salvation culminates in Jesus.

The Last Supper points to the Cross, where Jesus offered himself in total obedience to God. Now, whenever the Christian community gathers for the breaking of the bread and the sharing of the cup, it does so in memory of Jesus, to make Jesus' action present again, in giving praise and thanks to the Father. For us this is not just a memory of a past event. At Mass, Jesus is really present, bringing us with him to God the Father and giving us spiritual nourishment for our journey.

“Do this in memory of me”

This theme situates the Eucharist at the heart of our faith. The Eucharist is a ritual action in which we give praise and thanks to the Father for what God has done for us in the self-giving of Jesus. In the Eucharistic action, the self-giving of Jesus becomes reality for us in a sacramental way: God's Spirit makes the paschal mystery present; we "take and eat," we share the bread and wine, the body and blood of Christ, and enter into the paschal mystery. The "Do" of this theme embraces two actions: the Eucharistic Prayer – the "giving thanks," and the breaking and sharing of bread and wine (Communion).

In the Eucharist we respond to Jesus' invitation, "Do this in memory of me." We can also remember Jesus in other ways. In our homes, classes and other gatherings, we can remember him by listening to him, by doing as he did, and by sharing food and drink. "For where two or three are gathered in my name, I am there among them" (Matthew 18:20).

God's saving love is manifest in Jesus. Grateful for this love, we offer ourselves with Jesus, the Risen Lord, to God the Father in the unity of the Holy Spirit as a living sacrifice of praise as we celebrate the Liturgy of the Eucharist. Then, nourished, we are sent out to continue the work of Christ in the world today.

In this session we recognize God's action in our lives by exploring ordinary material and events; these signal God's invitation to deeper relationship and communion with him which we give thanks for and recognize fully in the Eucharist.

**Focus**

This session explores:

- **Jesus' words and actions at the Last Supper: taking, giving thanks, breaking the bread, and giving it to his friends.**
- **The celebrations that remember these actions.**

GOALS

- Help the children understand that Jesus meets us in the ordinary events of our lives
- Help the children understand that we receive Jesus in what appears to be ordinary bread and wine that has been transformed by the priest through the action of the Holy Spirit
- Lead the children to the understanding that just as family meal times are moments of coming together which help us to experience life and growth, similarly in the Eucharist Jesus, who is the source and nourishment of our spiritual lives, gives himself to the family of the Church.

Supplies and Environment

- Name tags
- A chair, mat or cushion for each person present
- A table covered with the liturgical colour of the season
- Preferably the processional cross from the church or a simple wooden cross
- Two processional candles
- Lectionary (or Bible)
- A bowl of water
- White garment
- Oils of the Catechumens and Chrism
- Audio visual system ready for showing *Grandma's Bread* (Franciscan Communications, St. Anthony Messenger Press Cincinnati, Ohio, ISBN-13: X529464, 1985, 19:38 Minutes; available on YouTube: <http://www.youtube.com/watch?v=zosONIXGjsU> ; Leaders Guide: http://catalog.franciscanmedia.org/Guide/pdf/D7152_guide_Grandmas_Bread.pdf)
- Prepared piece of fabric or poster paper (from the previous session) with letters spelling COME and LISTEN on it. This week you will be adding the word DO
- Music
- Refreshments (a loaf of braided bread and grape juice)

GATHERING

Welcome / Introductions

Leader: *(raise arms straight up twice with energy and vigour)*

Blessed be God! O blessed be God!

All: ***Blessed be God! O blessed be God!***



Leader: *(cup hands around mouth)*

Who calls you by name.

All: **Who calls you by name.**

Leader: *(Sign of the Cross)*

Holy and chosen one!

All: **Holy and chosen one!**

PROCESSION (COME)

The procession will consist of the following:

A candidate to carry the **cross**

A candidate to carry the **cloth(s)**

A candidate to carry the **Lectionary** (or **Bible**)

A candidate to carry a bowl of **water**

A candidate to carry the jug of **oil**

A candidate to carry the **white garment**

Team Leader: *Ask those selected for the procession to go to the back of the room where someone waits to hand them the objects they will carry.*

Invite the group to be quiet and wait for a few minutes until there is silence.

Music: (soft background music)

The procession gathers around the prayer table so as not to block people

Presider: ***In the name of the Father +
and of the Son
and of the Holy Spirit.***

All: **Amen.**

Presider: ***The Lord be with you.***

All: **And with your spirit.**

Presider: ***Let us pray for the gift of God's Spirit
as we journey with Jesus
towards Holy Thursday,
Good Friday and Easter Sunday.***

Silence

Presider: ***God our Father,
Because we have heard your invitation
we are gathered here with open hearts
to listen to your Word and to celebrate***



***the wonderful gift of your Word in our lives.
We ask you loving God, to bless us.***

One candidate spreads the cloth on the table

May this table be a sign that we are all one family sharing our life together.

The Cross bearer holds the cross high and, after the prayer below, places the cross on the table.

May this cross always be a sign to us of your great love.

The Book bearer holds the Lectionary (or Bible) high and, after the prayer below, places the book on the table.

***May God's Word be for us and for our families
food for our minds and hearts.***

Help us today to feel the joy

that comes from listening

to your holy Word.

This we ask through your Son, Jesus our Lord.

All: Amen.

The Word of God (LISTEN)

As the Proclaimer of the Word reverently takes the Lectionary or Bible from the prayer table, the other Leader leads the congregation in a gospel acclamation –

Leader: ***Listen with your heart*** (action: point to ears then place hands crossed over heart)

Listen to the Good News (action: point to ears and hold out palms of hands)

Hear what God is saying (action: point to ears and point to sky)

To you and me. (action: point to each other and yourself).

(Repeat)

PROCLAMATION OF THE WORD:

I Corinthians 11: 23-26

The Word of the Lord

All: Thanks be to God.



Reflecting On The Reading

Catechist *In his letter to the Corinthians St. Paul speaks of handing on what he received from Jesus himself, a meal, a very special meal where Jesus shares himself with his friends, and says, "Do this... in remembrance of me".*

Paul says Jesus that took and shared bread and a cup of wine with his friends. These are very familiar foods which we can find at suppertime meals.

Ask these questions:

- *Why do you think Jesus chose suppertime to share himself with his friends?*
- *When do you feel that you really belong to your family, that you are very close to them?*
- *When do you feel close to your friends?*

BACKGROUND TO THE VIDEO GRANDMA'S BREAD

Grandma's Bread is about:

- *tradition*
- *listening*
- *remembering*
- *sharing Jesus with others*

Father: at first is impatient, dismisses tradition, puts his work first; but experiences a transformation

Grandma: very patient, understanding, praises Mario

Mario: very patient, perceptive, loving

Mom: very understanding and helpful

Remember:

- *Mario promised Nonna to keep the Italian traditions and customs alive.*
- *Tension is resolved when the family comes together to make the Easter Bread, to honour memory of Nonna.*
- *Jesus said "Do this in memory of me"*
- *We celebrate together at every Mass as He told us to do.*



Play the video, Grandma's Bread

Following the video invite the children to share what they saw

Identify some aspects of Family Traditions, for example:

- communion/baptismal gowns passed down through the centuries.
- special meals
- photos
- celebrations – relatives
- prayer books.

What was said while Nonna and Mario were making the bread?:

1. "We thank you Lord for your love and the life in all of us"
2. "Thank you Lord for the many people in our family, make them grow in love and understanding of you and each other"
3. "Braided bread – woven together like our lives"
4. "We eat bread together as we are a family"

Make the following connections:

Communion:

- We are one with the Lord Jesus and with one another.
- We share the same Bread the Body of Christ.

Bread:

- Unleavened Bread
- Bread was a food all people shared in the time of Jesus.
- Bread is eaten in all parts of the world – though many different types.
- Bread is made from wheat – it takes many grains of wheat to make a loaf of bread

Wine:

- It takes many grapes to make wine.

Jesus chose bread and wine to share with his friends because of the special meaning they had in Jewish religious meals. He used ordinary food, bread and wine to share the gift of himself with them.

By the action of the Holy Spirit Jesus changed bread and wine into the gift of himself, his Body and Blood. In the Eucharist, Jesus, the risen Lord, continues to nourish us with himself. His gift gives us the strength we need to live as his followers.



Bread is a symbol of nourishment. How do we make bread?

Where does the flour come from? How many grains of wheat together form just one loaf of bread?

How is wine made? Can it be made with just a few grapes? It takes lots and lots of grapes to make a bottle of wine!

It takes the effort of many willing people, united in their gift of time and effort to grow, harvest, prepare and make bread from wheat and wine from grapes.

So too as Church, we are a community of many people, but we are still one Church. We come together as one family bringing our efforts and our prayers to God in thanksgiving for his life in us. We also ask that in our sharing of his life with others we might nourish them as he nourishes us.

Have you ever heard your parents and teachers tell you that you should eat "good food" if you wish to be strong and healthy. The same is true for your Christian life. If you wish to become the very best person you can be, to live and act the way God would want you to, you need help.

It is not easy. Jesus understood. So he gave us a special gift. He gave us himself. By sharing in his life, by receiving his Body and Blood, you become more like Jesus. He gives you the strength to live as the very best "you".

Ask these questions:

- *Have you ever received a special gift from a grandma or aunt or uncle who is no longer here with you?*
- *How do you share yourself with your family or friends?*
- *How can we be like bread for one another?*

Jesus gave us a gift. He gave it to his friends when he celebrated the Last Supper with them. What might that gift be? (the Eucharist – his body and blood).

What does Eucharist mean (Thanksgiving)

How does the Eucharist help us? (it gives us strength to be Jesus' followers)

Sharing Refreshments Have the *braided bread* and *grape juice* available

Banner Activity

Prepare the letters D-O for the banner and select children to place the letters on the banner.



Catechist: ***Tonight we remembered Jesus' words, "Do this in memory of me."
This is the third movement of the Eucharist: we give thanks to the Father and share
the bread of life and the cup of joy.***

And so we place the letters of "D-O" on our banner.

(Invite two children to place the new letters on the banner.)

Continuing The Journey At Home

- Remind families to review "Sealed with the Holy Spirit" (on pages 16 -17 in their *Come Join us at the Table Family Book*).
- Explain briefly when the Confirmation rite will take place during the Eucharist.

Encourage families to:

- Give time and attention to the activities on pages 49-50 in their *Come Join us at the Table Family Book*. These are intended to help the children prepare for First Communion.

Give a brief explanation and demonstration of how to receive the Eucharist so they may practise at home:

- Show how the family should come forward.
- Practise the proclamation: "The Body of Christ" and response: "Amen!"
- Indicate how they should hold their hands to receive the host, and how and when to put it into their mouths.
- If children are to receive from the cup, show them how to do this. Remind parents that it is important that children taste wine beforehand.

Final Reminders:

- Make sure that everyone knows all the details of the celebration.
- Announce the date of the "Go" Session.
- Select and prepare the readers for Matthew 28: 16-20, and Matthew 25:34-40
- Assign Reading parts for "Go" Session.
- Select and assign participants for the procession.
- If you are planning a potluck meal as part of the next session ensure all responsibilities have been assigned.



2nd Sunday of Easter (Cycle B)

(White Cloth)



Welcome	Leader: "Good Morning boys and girls. Welcome! ALLELUIA!"
Announcements:	-review with the children the Psalm response -make any necessary announcements before you begin
:	
Candle(s):	-select child to light the candle(s), if appropriate
Sign of the Cross	Lead the children in making the Sign of the Cross
First Reading	<p>(Readings are taken from <i>The Sunday Book of Readings Adapted for Children</i>, p 46, and may be proclaimed by a parent or another catechist.)</p> <p>"This is a reading from the Acts of the Apostles"</p> <p>.....</p> <p>"The Word of the Lord."</p> <p>Children: "Thanks be to God."</p> <p>(Pause in silence for a moment)</p>
Responsorial Psalm	<p>Leader: This day was made by the Lord, let us rejoice, let us be glad. This day was made by the Lord. Let us rejoice in salvation (All repeat)</p> <p>Verse 1: "You have shown your mercy and power; <i>you have given me life</i> (repeat italics) I will proclaim the wonders you do."</p> <p>Verse 2: "You opened the gates of heaven!; <i>you have given me life</i> (repeat italics) I will proclaim the wonders you do."</p> <p>(Pause in silence for a long moment)</p>
Gospel Acclamation:	Sing the <i>Alleluia</i> acclamation together, even if a <i>capella</i> and without instrumentation. We have seen the risen Lord, Alleluia. I believe my Lord and God.
Gospel	<p>"This is a reading from the Gospel of John"</p> <p>Children: "Glory to you O Lord" (3 crosses: in your mind, in your words, in your heart)</p> <p>(Readings are taken from <i>The Sunday Book of Readings Adapted for Children</i>, p 47 and may be proclaimed by a parent or another catechist.)</p> <p>"The Gospel of the Lord"</p> <p>Children: "Praise to you Lord Jesus Christ"</p> <p>(Pause in silence for a long moment)</p>
Dialogue	<p>"Last week we heard how Jesus died but then rose from the dead. We sang 'Alleluia' as a cheer and an expression of praise. We were so happy that Jesus had risen from the dead. Today we heard how Jesus went to see his friends. Where were the Apostles?" (share - in a room upstairs)</p> <p>"Why had they locked the door?" (share - they were afraid of Jesus' enemies)</p> <p>"What did Jesus say when he came in?" (share - 'Peace be with you')</p> <p>"What did Thomas say when the others told him what had happened?" (share - I'll never believe it)</p> <p>"Thomas did not believe Jesus"</p>





had appeared. He said he would not believe unless he saw it for himself. What happened the next week?" (**share** - Jesus came again) "Why did Thomas now believe?" (**share** - because he saw Jesus for himself) "Sometimes it is difficult to believe in things we haven't seen. Jesus said 'how blessed are people who have not seen me and still believe'. We believe in Jesus because of what others say and do, not because we have seen him. In the same way, people come to believe in Jesus by what we say and do. We need to continue to show Jesus to others this week by being nice and kind to others, as Jesus would want."

Intentions



"Let us pray: (*These intentions can be read by the children*)

Response: "Lord, hear our prayer."

Encourage the children to share their own intentions

For those who find it hard to believe, we pray to the Lord.

Children: "Lord, hear our prayer."

That the peace of Jesus may touch all hearts, we pray to the Lord.

Children: "Lord, hear our prayer."

Song

-taken from *Catholic Book of Worship III*, your parish hymnal, or other sourced song book. Be sure it is related to the theme of today.

Closing

- discuss and clarify the home assignment.
- select readers and proclaimers for the following week
- parents should be encouraged to pre-read next week's readings with their children during the week.



Name: _____

Date: _____

HOME ASSIGNMENT

2nd Sunday of Easter (Cycle B)

1. Why was it hard, at first, for Thomas to believe that Jesus was alive?

2. What things that we might say and do for others that can show that Jesus is alive?

3. Draw yourself saying or doing something for another that shows Jesus' love.

A large, empty rectangular box with a thin blue border, intended for a drawing.



Ritual Session 18 (3rd Sunday of Easter)

“GO” MYSTAGOGIA REFLECTION

(Adapted from *Come Join Us at the Table*, Leader's Guide, Muriel Loftus and Lawrence Deong OSB, Novalis)

Focus

This session explores:

- Mystagogical reflection.
- The new personal experience of Confirmation and Eucharist.
- Christian life as a call to mission and service.

Background

This last session forms part of mystagogy and should be scheduled only after the celebration of Confirmation and First Communion. It is a time for "pondering the mystery."

Be sure to give children, parents and sponsors time to talk about their experience. Children have entered more deeply into the mystery of Jesus' presence, and even though some may not be able to verbalize their understanding, their imagination and feelings have been touched. They may want to express their experience through another medium, such as art or song. Adults can express their joy at welcoming the children to the table of the Lord. Children discover what it means to belong to the community of Jesus' friends.

"Go to love and serve"

"Go," says Jesus at the end of the Gospel. "I am sending you to proclaim my gospel, good news for all the world." Once the Christian community had experienced the joy of Jesus' presence and the power of his Spirit, it was ready to go outwards in every direction. Jesus did not transform the world. He transformed ordinary people into disciples who are sent, in the power of the Spirit, to renew the face of the earth. You may wish to distribute the Confirmation and First Communion certificates at this gathering. If you have planned a potluck supper, you will need to decide *when* to schedule the celebration, as well as *where* to have it. The potluck could be the central activity for the first part of the evening, with dessert saved until after the celebration.

Prepare

- ❖ Purchase and complete Confirmation and First Communion certificates.
- ❖ Create a comfortable space for parents, children and others to gather around the prayer table. If you have a large space, place the table and candle in the centre. Families will form two circles, with the newly-initiated in the inside circle and parents behind them on the outside.
- ❖ Prepare the usual items for the procession:
 - The cross.
 - The Lectionary (or Bible).
 - The candle. Try to use the Easter candle for this celebration. If it is not available, use the candle you usually use.
 - Place the Easter candle in a prominent place near the prayer table.
 - Obtain enough small tapers for all participants; children should use their own baptismal candles if possible.



- Gather pictures or photos depicting different aspects of Matthew 25:34-40 (feeding the hungry, visiting the sick, etc.).
- Make sure that the readers have arrived and are prepared for both Matthew 28:16-20 and Matthew 25:34-40.
- If memento cards are being presented, have these available.

Choose and Prepare Music:

A joyful Easter alleluia such as, "*Jesu, Jesu, Fill Us with Your Love*," (Young People's Glory and Praise II, *Tom Colvin, Damean Music*); "Let Us Go," "Jesus, You Love Us," (Calling the Children, *Christopher Walker, OCP*), "This Little Light of Mine."

Welcome And Gathering

1. Give tapers to the adults as they arrive. Children will receive tapers later if they have not brought their baptismal candles.
2. Catechist 1 expresses the joy of the whole parish that the children now have joined them at the table of the Lord.
3. Catechist 1 invites families to form into groups and to talk about what happened at their Sunday celebration.
 - What do they remember especially?
 - How did they feel?
4. On reassembling, invite those who wish to do so to share with the larger group.
5. Spend a few minutes practising the new songs.

Procession (COME)

A team member lights the candle or candles and dims the lights, if possible; play soft background music when the procession begins.

Catechist 1: *Ask those assigned to the procession to go to the back of the room where they will receive the symbols for the prayer table. Participants in the procession carry all the elements used in the previous celebrations: the Lectionary (or Bible), cross and candles.*

Invite the group to be quiet and wait for a few minutes till silence settles.

The procession gathers around the prayer table so as not to block people's view.

Presider: ***Today we remember that Jesus' friends gathered with him as he was about to leave them and return to his Father.***

Opening Prayer

Presider: ***In the name of the Father +***



***and of the Son,
and of the Holy Spirit.***

All: **Amen.**

Presider: ***Loving God, you invited us to come to your table to share the bread of life.
Now you have gathered us once again in your presence.***

*One child spreads the **cloth** on the table.*

May this table be a sign that we are all one family sharing life together.

*The candle bearer holds the **candle** high and, after the prayer below, places the candle on the table.*

May this candle remind us that Jesus, our risen Lord, lights the way to you, God.

*The cross bearer holds the **cross** high and, after the prayer below, places the cross in its stand on the table or on the floor.*

May this cross always be a sign to us of God's great love.

*The book bearer holds the **book** high and, after the prayer below, places the book on the table.*

May God's Word be for us and for our families food for our minds and hearts.

(Silence)

Lord Jesus, you called your disciples to follow you and learn how to love everyone.

Then you sent them out to share your good news.

Send the breath of your Spirit to fill our hearts. Help us to listen to and to answer your call.

We ask this in your name.

All: **Amen.**

The Word Of God (LISTEN)

Song Leader/Cantor: *Lead the group in a joyful Easter alleluia.*

Reader: ***A reading from the Gospel according to Matthew.***

The apostles went to the mountain where Jesus said he would meet them. They bowed before the Lord Jesus but some of them still weren't sure that he was really alive. Jesus came and said to them, "Everything in all of creation has been put into my hands. So I



say to you: Go and share the good news with all people. Invite them into God's family, through baptism in the name of the Father, the Son and the Holy Spirit. Help them to love as I have loved you. And remember, I will always be with you. You will never be alone."

The Gospel of the Lord.

All: **Praise to you, Lord Jesus Christ.**

Song Leader/Cantor: *Lead the group in a joyful Easter alleluia.*

Reflecting On The Reading

Catechist2 *Reflect briefly on the meaning of Jesus' words, using questions such as the following:*

- ***What did you hear in this reading?***
- ***What is Jesus asking us to do?*** [Go and share the good news]. *If children cannot answer, invite them to be very quiet and listen again to Jesus' words.*
- ***What is this "good news"?***
- ***What are some ways we can share the "good news" of Jesus this week?***

Catechist 2 *Summarize:*
All those things you have named are important to Jesus – they are ways we can bring more happiness into our world.

Catechist 2 *Ask:*
When do we hear the word "Go" at Mass on Sunday? [At the end of Mass: "Go in peace to love and serve the Lord."]

Catechist 2: ***What does it mean, "...to serve the Lord"?***

Reader 1: ***Jesus gives us the answer*** (Matthew 25:34-40). ***He said:***
"I was hungry and you gave me food."

Reader 2: ***"I was thirsty, and you gave me a drink."***

Reader 3: ***"I was a stranger and you welcomed me."***

Reader 4: ***"I was naked and you gave me clothing."***

Reader 5: ***"I was sick and you took care of me."***

Reader6: ***"I was in prison and you came to see me."***

Narrator: ***The people who hear these words will say:***



Reader 7 **"Lord, when did we see you hungry and feed you?"**

Reader 8: **"When did we see you thirsty and give you a drink?"**

Reader 9: **"When did we see you a stranger and welcome you"?**

Reader 10: **"When did we see you naked and give you clothes?"**

Reader 11: **"When did we see you sick and take care of you?"**

Reader 1: **"When did we see you in prison and come to see you?"**

Catechist 2: ***Jesus answered:***
"I tell you truly, if you did it to any one of my brothers and sisters, you did it to me".

Presider: *Invite a few moments of silence.*

Song Leader/Cantor: *Lead the group in, "Jesu, Jesu, Fill Us with Your Love," or "Jesus, You Love Us."*

Catechist 1 *Darken the room.*
The presider invites the children to come forward with their baptismal candles or tapers, which the presider lights from the Easter candle. If the children are in a circle, the presider could move around to light their candles. As this is done, the presider says:

(Name), go, and walk always as a child of the light!

During, this the team could lead the singing of "This Little Light of Mine. "

Catechist 1: ***Remembering the words of Jesus, you can now spread the light to everyone in your family.***

All go together to spread the light. When all candles are lit, catechist invites everyone to hold their candles and sing "This Little Light of Mine."

Presider: ***Lord, we thank you for all who have been baptized, confirmed and joined with us at your holy table. You have placed your light in our hearts. Help us to keep it burning brightly even when it is dark.***

Catechist asks everyone to blow out their candles.

Presider: ***And now let's join hands and pray the prayer that Jesus taught us:***
Our Father...

Dismissal (GO)

Presider: ***Go in peace to love and serve the Lord!***



All: **Thanks be to God.**

Song Leader/Cantor: Invite the group to sing "Let Us Go" by Carey Landry or "This Little Light of Mine."

Sharing Refreshments

Reflecting On The Celebration

Catechist 1 *Invite the group to reflect on the following questions:*

How did you feel about our celebration?

What did you like especially?

What did you learn about Jesus?

Banner Activity

Catechist 1 *Remind the group of today's learning: the last part of the Eucharist calls us to go out to make a better world. Invite one or two children to put the letters forming the word "GO" on the banner.*

Invite everyone to bless each other with the Sign of the Cross before they leave.

If giving the children memento cards, distribute them now.

Closing *Sing or say a prayer of blessing.*

Continuing The Journey At Home

Encourage families to:

- Continue their reflection using the activities in the chapter entitled "Following Through: The Easter Season" in their Family Book. Suggest that they plan to spread these activities out or adapt them for use during the whole year.



3rd Sunday of Easter (Cycle B)



(White Cloth)

Welcome Leader: "Good Morning boys and girls. Welcome! ALLELUIA!"

Announcements: -review with the children the Psalm response
-make any necessary announcements before you begin

:

Candle(s): -select child to light the candle(s), if appropriate

Sign of the Cross Lead the children in making the Sign of the Cross

First Reading (Readings are taken from *The Sunday Book of Readings Adapted for Children*, p ____, and may be proclaimed by a parent or another catechist.)
"This is a reading from the Acts of the Apostles."

.....

"The Word of the Lord."

Children: "Thanks be to God."

(Pause in silence for a moment)



Responsorial
Psalm

Leader: This day was made by the Lord, let us rejoice, let us be glad.
This day was made by the Lord. Let us rejoice in salvation (All repeat)
Verse 1: "You have shown your mercy and power; *you have given me life* (repeat italics) I will proclaim the wonders you do."
Verse 2: "You opened the gates of heaven! ; *you have given me life* (repeat italics) I will proclaim the wonders you do."

(Pause in silence for a long moment)

Gospel

Acclamation:

Sing the *Alleluia* acclamation together, even if a *capella* and without instrumentation.

Gospel

"This is a reading from the Gospel of Luke".

Children: "Glory to you O Lord" (3 crosses: in your mind, in your words, in your heart)

(Readings are taken from *The Sunday Book of Readings Adapted for Children*, p 48 and 49 and may be proclaimed by a parent or another catechist.)

"The Gospel of the Lord"

Children: "Praise to you Lord Jesus Christ"

(Pause in silence for a long moment)

Dialogue

"Every Sunday we listen to a story about Jesus. We listen with our ears



(place hands over ears) and we keep what we hear in our minds (place hands on head) and in our hearts (place hands on heart). Then during the week we try to remember what we heard. Just like last Sunday, the friends of Jesus were sitting together when Jesus came to them. Do you remember what he said?" (**share** - 'Peace be with you!') "How did the disciples react?" (**share** - frightened) "Why were the disciples frightened?" (**share** - they thought Jesus was a ghost) "Jesus was really there. He asked for something to eat. What did his friends bring him?" (**share** - fish) "Jesus came to bring peace to his friends and he asked them to bring peace and forgiveness to others. This is what we should be doing, too. In church, _____ our priest asks us to share a sign of peace with each other. What do we say to these people?" (**share** - 'Peace be with you.') "How can we bring peace to others during the week?" (**share** - be kind, nice, share, say sorry, say thank you, etc.) "Let's make an effort this week to bring peace into the lives of others."

Intentions



"Let us pray: (*These intentions can be read by the children*)

Response: "Lord, hear our prayer."

Encourage the children to share their own intentions

For people who are lonesome, we pray to the Lord.

For people who are sick, we pray to the Lord.

Song

-taken from *Catholic Book of Worship III*, your parish hymnal, or other sourced song book. Be sure it is related to the theme of today.

Closing

- discuss and clarify the home assignment.
- select readers and proclaimers for the following week
- parents should be encouraged to pre-read next week's readings with their children during the week.



Name: _____

Date: _____

HOME ASSIGNMENT

3rd Sunday of Easter (Cycle B)

1. Name three things you can do this week to show you want to make peace with others.

2. Who can you bring peace to this week?


3. Draw yourself sharing peace with someone

A large, empty rectangular box with a thin blue border, intended for a drawing.




4th Sunday of Easter (Cycle B)

(White Cloth)



- Welcome:** "Good morning boys & girls. Welcome. Alleluia!"
- Announcements:**
- Review with the children the Psalm response
 - Make any necessary announcements before you begin
- Candle(s):** - Select child to light the candle(s), if appropriate
- Sign of the Cross:** Lead the children in making the Sign of the Cross
- First Reading:** *(Readings are taken from The Sunday Book of Readings Adapted for Children, p 46, and may be proclaimed by a parent or another catechist.)*
 "This is a reading from the Acts of the Apostles."

 "The Word of the Lord."
Children: "Thanks be to God."
- 
- (Pause in silence for a moment)*
- Responsorial Psalm:** Leader: This day was made by the Lord, let us rejoice, let us be glad.
 This day was made by the Lord. Let us rejoice in salvation" (All repeat)
 Verse 1: "You have shown your mercy and power; *you have given me life* (repeat italics) I will proclaim the wonders you do."
 Verse 2: "You opened the gates of heaven: *you have given me life* (repeat italics) I will proclaim the wonders you do."
- (Pause in silence for a moment)*
- Alleluia:** Sing the Alleluia together
- Gospel:** "This is a reading from the Holy Gospel according to John."
Children: "Glory to you, Lord." *(three crosses - Lord be in my thoughts, in my words and in my heart)*
 ...
 "This Gospel of the Lord."
Children: "Praise to you, Lord Jesus Christ."
- (Pause in silence for a moment)*
- Dialogue:** "Is there anyone here who has a pet?" (**share**) "What do you do to take care of your pet?" (**share** - feed, clean, walk, etc.) "What is a shepherd?" (**share**) "Jesus knew a lot about sheep and shepherds and so did the people he spoke to. Maybe when Jesus was a boy he had to



take care of sheep. What do you think he had to do as a shepherd?" (**share** - help them find food, protect them from wild animals, find lost sheep) "Jesus, like a good shepherd, will never leave us. He will always care for us, even when we are in danger. When we are afraid, he is not afraid. He is even willing to die rather than leave us. A good shepherd leads his flock by the sound of his voice. In today's Gospel, Jesus says he wants everyone to listen to his voice. How do we listen to Jesus today?" (**share** - coming to church, listening to the readings of the liturgy) "Who talks to you about Jesus?" (**share** - Fr. _____, parents, liturgy teachers) "These people are shepherds in the church today. Jesus continues to be our Good Shepherd through these people. This week, try to be a good listener and try to love as Jesus asks us to love."

Intentions:

"After each prayer, we'll say: 'Thank you, Jesus, our Good Shepherd.' For caring about us so much..."

Children: "Thank you, Jesus, our Good Shepherd." For leading us with your word...

Children: "Thank you, Jesus, our Good Shepherd."



Song:

- Taken from *Catholic Book of Worship III*, your parish hymnal, or other sourced song book. Be sure it is related to the theme of today.

Closing:

- Discuss and clarify the home assignment
- Select readers and proclaimers for the following week
- Parents should be encouraged to pre-read next week's readings with their children sometime during the week



Name: _____

Date: _____

HOME ASSIGNMENT

4th Sunday of Easter (Cycle B)



1. Why is Jesus called the *Good Shepherd*?

2. The sheep know and listen for the voice of their shepherd. Who helps you to find your way?

3. Draw a picture of people who act like Jesus the *Good Shepherd*

A large, empty rectangular box with a blue border, intended for a drawing.



5th Sunday of Easter (Cycle B)



(White Cloth)

Welcome: "Good Morning boys and girls. Welcome! Alleluia!

Announcements: - Review with the children the Psalm response
- Make any necessary announcements before you begin

Candle/Book: Choose a child to process with the candle and a parent the book.

Sign of the Cross: Lead the children in making the Sign of the Cross

First Reading: (Readings are taken from *The Sunday Book of Readings Adapted for Children*, p 48 and may be proclaimed by a parent or another catechist.)
"This is a reading from the Acts of the Apostles."

.....

"The Word of the Lord."

Children: "Thanks be to God."

(Pause in silence for a moment)



Responsorial Psalm: Leader: "This day was made by the Lord, let us rejoice, let us be glad.
This day was made by the Lord. Let us rejoice in salvation" (All repeat)
Verse 1: "You have shown your mercy and power; *you have given me life* (repeat italics) I will proclaim the wonders you do."
Verse 2: "You opened the gates of heaven: *you have given me life* (repeat italics) I will proclaim the wonders you do."

(Pause in silence for a moment)

Alleluia: Sing the Alleluia together

Gospel: "This is a reading from the Gospel of John."

Children: "Glory to you, Lord." (three crosses - Lord be in my thoughts, in my words, and in my heart)

The Sunday Book of Readings Adapted for Children, p. 49

"This is the Gospel of the Lord."

Children: "Praise to you, Lord Jesus Christ."

Dialogue: [if possible, bring in a plant and use it to demonstrate as you discuss]

"In today's Gospel, Jesus compares himself to a vine/plant and we are the branches. What do you know about plants?" (share - they're beautiful, they need water/light, they sometimes give us



food, they give off carbon dioxide) "What will happen if I take a leaf off the stem?" (**share** - it will wilt) "Why?" (**share** - because it's no longer attached to the stem) "What happens to the other leaves?" (**share** - they will live) "Why?" (**share** - because they are attached) "Today Jesus talks about a vine. He calls himself the vine and he says that we are like the branches, or leaves. If we do not stay connected to Jesus, we are like dried up leaves and branches that no longer get their food from the vine. But if we stay part of Jesus and live by his words, we will grow like a leaf still attached to the plant. We can do good things when we are united with Jesus, when we stay close to him and live by his words. It's important for us to spend this week living like we are connected to Jesus."

Intentions:



"After each prayer answer: 'We thank you, Jesus.'":

For taking care of us...

Children: "We thank you, Jesus."

For being the vine for our branches...

Children: "We thank you, Jesus."

Song:

- Taken from *Catholic Book of Worship III*, your parish hymnal, or other sourced song book. Be sure it is related to the theme of today.

Closing:

- Discuss and clarify the home assignment
- Select readers and proclaimers for the following week
- Parents should be encouraged to pre-read next week's readings with their children sometime during the week



Name: _____

Date: _____

HOME ASSIGNMENT

5th Sunday of Easter (Cycle B)



1. What can you do this week to stay close to Jesus?

2. Name one thing that you will do to show your family or friends that you want to act like a friend of Jesus would.

3. Draw a healthy vine with lots of branches and grapes

A large empty rectangular box with a blue border, intended for drawing a healthy vine with branches and grapes.



6th Sunday of Easter (Cycle B)



(White Cloth)

Welcome: "Good morning boys & girls. Welcome! Alleluia!

Announcements:

- Review with the children the Psalm response
- Make any necessary announcements before you begin

Candle/Book: Choose a child to process with the candle and a parent the book.

Sign of the Cross: Lead the children in making the Sign of the Cross

First Reading: (Readings are taken from *The Sunday Book of Readings Adapted for Children*, p 54, and may be proclaimed by a parent or another catechist.)

"This is a reading from the Acts of the Apostles."

.....

"The Word of the Lord."

Children: "Thanks be to God."



(Pause in silence for a moment)

Responsorial Psalm:

Leader: "This day was made by the Lord, let us rejoice, let us be glad.
This day was made by the Lord. Let us rejoice in salvation" (All repeat)

Verse 1: "You have shown your mercy and power; *you have given me life* (repeat italics) I will proclaim the wonders you do."

Verse 2: "You opened the gates of heaven: *you have given me life* (repeat italics) I will proclaim the wonders you do."

(Pause in silence for a long moment)

Alleluia: Sing the Alleluia together

Gospel: (Readings are taken from *The Sunday Book of Readings Adapted for Children*, p 50 and may be proclaimed by a parent or another catechist.)

"This is a reading from the Gospel of John."

Children: "Glory to you, Lord." (three crosses - Lord be in my thoughts, in my words, and in my heart)

...

"The Gospel of the Lord."

Children: "Praise to you, Lord Jesus Christ."

...

(Pause in silence for a moment)



Dialogue:

"Last Sunday Jesus told us that he loves us and cares for us like a gardener cares for the plants. Today Jesus is saying to each one of us that we are his friends. Think of your friends. What makes a good friend?" (**share** - they are kind, helpful, share, comforting) "Are you a good friend? How do you know?" (**share** - people want to be around you) "Friends feel close to one another. Jesus also wants to be our friend. He loves us and wants the best for us. Jesus wants us to be happy, healthy, loving and joyful. How can we do that?" (**share** - be kind to others, share, etc.) "Jesus loved others so much that he healed them when they were sick and helped them when they were in trouble. Jesus wants us to help and care for others. What could you do at school this week to make someone else feel better?" (**share** - include everyone in a game, talk to someone who seems alone, help someone even if it means missing play time, etc.) "Jesus loves everyone and he wants us to try to be kind to others. That's a very hard thing to do. Do your best."

Intentions:

"Let us pray:

For families, that they be united in love, we pray to the Lord.

Children: "Lord, hear our prayer."

That we will listen to God's word, we pray to the Lord.

Children: "Lord, hear our prayer."



Song:

- Taken from *Catholic Book of Worship III*, your parish hymnal, or other sourced song book. Be sure it is related to the theme of today.

Closing:

- Discuss and clarify the home assignment
- Select readers and proclaimers for the following week
- Parents should be encouraged to pre-read next week's readings with their children sometime during the week



Name: _____

Date: _____

HOME ASSIGNMENT

6th Sunday of Easter (Cycle B)



1. What kinds of things would Jesus want you to do to be a good friend to someone?

2. How can you help someone at school to feel better this week?

3. Draw a picture of you helping someone this week.

A large, empty rectangular box with a thin blue border, intended for a student to draw a picture of helping someone.



Ascension Sunday (Cycle B)



(White Cloth)

Welcome: "Good morning boys & girls. Welcome! Alleluia!"

Announcements:

- Review with the children the Psalm response
- Make any necessary announcements before you begin

Candle/Book: Choose a child to process with the candle and a parent the book.

Sign of the Cross: Lead the children in making the Sign of the Cross

First Reading: (Readings are taken from *The Sunday Book of Readings Adapted for Children*, p 52, and may be proclaimed by a parent or another catechist.)

"This is a reading from the Acts of the Apostles."

.....

"The Word of the Lord."

Children: "Thanks be to God."



(Pause in silence for a moment)

Responsorial Psalm: Leader: This day was made by the Lord, let us rejoice, let us be glad.
This day was made by the Lord. Let us rejoice in salvation" (All repeat)

Verse 1: "You have shown your mercy and power; *you have given me life* (repeat italics) I will proclaim the wonders you do."

Verse 2: "You opened the gates of heaven: *you have given me life* (repeat italics) I will proclaim the wonders you do."

(Pause in silence for a moment)

Alleluia: Sing the Alleluia together

Gospel: (Readings are taken from *The Sunday Book of Readings Adapted for Children*, p 52 and may be proclaimed by a parent or another catechist.)

"This is a reading from the Holy Gospel according to Mark."

Children: "Glory to you, Lord." (three crosses - Lord be in my thoughts, in my words and in my heart)

...



"The Gospel of the Lord."

Children: "Praise to you, Lord Jesus Christ."

(Pause in silence for a moment)

Dialogue:

"The friends of Jesus think that he is giving them sad news when he tells them that he is going to leave them. Where is Jesus going?" (**share** - to Heaven) "Is it a sad thing that Jesus was going to Heaven?" (**share** - yes because he wouldn't be with them, but no because he was going to be back where he came from) "Jesus looked at them and told them they had a job to do. Do you remember what the job was?" (**share** - to tell the Good News about God and his love for everyone) "What did the apostles do after Jesus left?" (**share** - they preached) "What can we do to spread the Good News about God?" (**share** - talk about how good God is) "One way to show that God is good is by acting as Jesus taught us. How should we act at home and at school?" (**share** - be kind, nice, share, listen to our parents and teachers, etc.) "This week, spread the Good News about Jesus, who is God, by trying to be the best person you can."

Intentions:



"Let us pray:

That we show the good news by our actions, we pray to the Lord.

Children: "Lord, hear our prayer."

That we share the good news with others, we pray to the Lord.

Children: "Lord, hear our prayer."

encourage children's intentions...

Song:

- Taken from *Catholic Book of Worship III*, your parish hymnal, or other sourced song book. Be sure it is related to the theme of today.

Closing:

- Discuss and clarify the home assignment
- Select readers and proclaimers for the following week
- Parents should be encouraged to pre-read next week's readings with their children sometime during the week



Name: _____

Date: _____

HOME ASSIGNMENT

Ascension Sunday (Cycle B)



1. What can you do this week at school to spread the Good News about God?

2. What can you do this week at home to spread the Good News about God?


3. Draw a picture of you doing something good this week to spread the Good News about God.

A large, empty rectangular box with a blue border, intended for a drawing.



Pentecost Sunday (Cycle B)

(Red Cloth)



Welcome: "Good Morning boys and girls. Welcome ALLELUIA!!

Announcements: Review with the children the Psalm response
Make any necessary announcements before the liturgy begins.

Candle/Book: Choose a child to process with the candle and a parent the book.

Song: *Open Our Hearts* (by Christopher Walker)

Sign of the Cross: Lead the children in making the Sign of the Cross.

First Reading: "This is a reading from the Acts of the Apostles." (*Readings may be proclaimed by a parent*)
The Sunday Book of Readings Adapted for Children, p. 56

...

"The Word of the Lord."

Children: "Thanks be to God."

(*Pause in silence for a moment*)

Responsorial Psalm: **Children's Response:** "Send us your Spirit, O Lord, and renew the face of the earth!"

Verse: May your glory last forever. May you rejoice in all we do!

Alleluia: Sing the Alleluia together.



Gospel: "This is a reading from the Gospel of Mark."

Children: "Glory to you, Lord." (*Three crosses - Lord be in my thoughts, in my words, and in my heart*)

...

"The Gospel of the Lord."

Children: "Praise to you, Lord Jesus Christ."

(*Pause in silence for a moment*)

**Dialogue:**

"Do you remember what happened to Jesus in last Sunday's Gospel?" (**share** - Jesus went to Heaven) "Jesus asked the apostles to spread the Good News. In this Sunday's Gospel, Jesus gives the apostles another gift. He gives them the gift of the Holy Spirit. How did Jesus give the Holy Spirit to the apostles?" (**share** - He breathed on them) "The Holy Spirit gave them the power to forgive others. When we were baptized, we were also blessed with the Holy Spirit. We also have the power to forgive others. What does it mean to forgive someone?" (**share** - when someone does something wrong, we can say 'it's okay') "Many times when someone does something to hurt us, they feel badly. What happens when we forgive them?" (**share** - they will feel better) "This week, try not to hurt anyone. And if they hurt you, try to forgive them."

Intentions:

"Let us pray: *(The intentions may be read by the children)*

For loving us so much, we pray to the Lord.

Children: "Lord, hear our prayer."

For the Good News of Easter, we pray to the Lord.

Children: "Lord, hear our prayer."

Encourage the children to share their own intentions.

Song:

Choose from *Catholic Book of Worship III*, your parish hymnal, or other sourced song book. Be sure it is related to the theme of today.

Closing:

- Discuss and clarify the home assignment
- Select readers and proclaimers for the following week
- Parents should be encouraged to pre-read next week's readings with their children sometime during the week



Name: _____

Date: _____

HOME ASSIGNMENT

Pentecost Sunday (Cycle B)



1. How did Jesus pass on the gift of the Holy Spirit to the Apostles?

2. What does the Holy Spirit help us to do?

3. Draw a picture of you showing someone that you forgive them.

A large, empty rectangular box with a thin blue border, intended for a drawing.



Year 2 Cycle A/B Scope and Sequence Review Chart

The Liturgical Season of Easter: Easter Sunday – Pentecost (Cycle B)

Catechetical Focus:	Scriptural References	Knowledge and Understanding: (Cognitive Level)	Skills: (Practical Level)	Values and Attitudes: (Affective Level)	Lectionary Readings Cycle B
The Holy Spirit, the Giver of Life draws us to Christ		<i>The child knows...</i>	<i>The child can...</i>	<i>The child...</i>	Gospel Reading
Exploring the way the Holy Spirit is at work in uniting people with Christ	Mk 4:3-8 <i>Other seed fell into good soil and brought forth grain..."</i>	The notion of generosity and abundance	Understand the meaning of the parables	Enters fully into the parables and narratives of Jesus	Easter Mk 16:1-8
Telling narratives of people who are (were) extraordinary in their generosity and goodness	Mk 6:30-44 <i>Feeding of the five thousand</i>	In an age-appropriate way, the gifts and fruits of the Holy Spirit	Identify some of the gifts and fruits of the Holy Spirit	Appreciates the power of the Holy Spirit in the narratives of Jesus	(2nd Sunday) Jn 20:19-29
Exploring the parables of Jesus	Parable of... <i>The Mustard Seed</i> <i>Treasure and the Merchant...</i> <i>Healing of Blind Bartimaeus...</i> <i>Healing of a Paralytic...</i> <i>Healing of the Centurion's Servant...</i> <i>Cleansing of Ten Lepers</i>	Jesus as a parable teller God gives gifts in abundance by the Holy Spirit	Understand generosity as something one responds to with generosity Express gratitude	Appreciates and lives the fruits of the Holy Spirit in relation to the mission of the Son	(3rd) Lk 24:35-48
Examining the narrative of Pentecost and how the Holy Spirit sends the Church out into the world	Acts 2:1-4 <i>Coming of the Holy Spirit</i>	The meaning of the Feast of Pentecost Gratitude for the abundance of life The importance of prayer and celebration	Participate in and contribute to the prayers, songs and celebrations of the group	Celebrates the Feast of Pentecost Is sustained by the gifts of the Spirit Is generous and grateful Express gratitude in prayer	(4th) Jn 10:11-18 (5th) Jn 15:5-8 (6th) Jn 15:9-14, 17
					Ascension Mk 16:14-20
					(7th) Jn 17: 1a, 11b-19
					(Pentecost) Jn 20:19-23



Feasts of the Lord and Sundays in Ordinary Time: Trinity to 23rd Sunday (Cycle B)

MAKING THE CONNECTION

The Sunday Readings for Cycle B, for the Feasts of the Lord and Ordinary Time after Easter (9th Sunday to 23rd), and the expectations covered in the *Criteria for Catechesis* for children age eight, serve as a guide in the lessons presented. The Scriptures presented help children to recognize that Jesus reveals the Spirit's action as the one who comforts, guides and moves us to help others. In these lessons, we help children make the connection between the Gospel message and their lives. The following themes should be covered:

Catechetical Outcomes

Reinforce the desired outcomes identified in the matrix that emphasize the catechetical focus for Grade 3 students: the Holy Spirit, the Giver of Life draws us to Christ.

- Begin the exploration of Baptism and Confirmation as acts of gathering and forming a family in the Holy Spirit
- Remembering that the Church is God's people who come together to worship as one family
- Present the Holy Spirit as God, the Giver of Life...the one who makes Christ present in the lives of people, and, the power that transforms bread and wine into the Body and Blood of Christ
- They will be able to explain the meaning of the passage from Scripture:
 - * God anointed Jesus with the Holy Spirit and with power and he went about doing good
 - * While Peter was still speaking the Holy Spirit fell upon all who heard the word

Cognitive, Practical and Affective Outcomes

- The children will KNOW
 - * The sacraments of Baptism, Confirmation and Eucharist are called the Sacraments of Initiation and make Christ present in our lives
 - * Prayer to God is important for being a member of a community
- The children will be able to DO the following
 - * Connect Church and Sunday as a day of gathering to worship
 - * Grasp the actions of Baptism, Confirmation and Eucharist as actions of God
 - * Participate in celebrations and rituals of the Christian community
- The children should demonstrate the following VALUES and ATTITUDES
 - * Enjoy being part of and participating in a gathering which forms community



Specific Lectionary Based Outcomes

The Sunday Readings for Cycle B, for the Feasts of the Lord and Ordinary Time after Easter (9th Sunday to 23rd), and the expectations covered in the Criteria for Catechesis for children age eight, serve as a guide in the lessons presented. The Scriptures presented help children explore the way the Holy Spirit is at work in uniting people with Christ. In these lessons, we help children make the connection between the Gospel message and their lives. The following themes should be covered:

- (Trinity Sunday) Jesus told his disciples to preach, baptize and teach in the name of God, with the help of the Holy Spirit; we share the experience of God in our lives
- (Corpus Christi) Jesus is the One who satisfied our hunger and thirst. This is symbolized in the body and blood we share in Eucharist (Corpus Christi)
- (10th) God gives us free will to choose good over evil and God promises to give us His Spirit to do that
- (11th) When we pray the Our Father we ask that God's kingdom come. It is already 'here and now' when we act as Jesus did
- (12th) When we are afraid, we need to remember that Jesus is always with us and has the power to calm these storms
- (13th) We saw Jesus power over evil spirits, over sin, over wind and water and now over death
- (14th) At times when we feel rejected because we spoke the truth, we remember that Jesus too experienced that feeling
- (15th) We must be true to God's message even if people don't want to listen to God's word
- (16th) Jesus is the good shepherd who is always with us
- (17th) It doesn't matter about the numbers in the story, the message is what is important, that is, God did, and does provide for all that we need
- (18th) Jesus tells us we should receive the Bread of Life which is the name he called himself
- (19th) Jesus is both a human being and God. This mystery is at the heart of our faith. We nurture faith by receiving the Bread of Life which is Eucharist
- (20th) Jesus wants to be with us and share his life with us in the Eucharist. When we do this, he is really present with us
- (21st) We must choose whether or not we will follow Jesus. God does not force anyone to be a disciple
- (22nd) God does not want us to be hypocrites who say one thing but act the opposite
- (23rd) When we refuse to listen to what Jesus wants, we are deaf to his word. We must ask Jesus to touch us and help us hear his word



Trinity Sunday (Cycle B)

(White Cloth)



- Welcome:** "Good morning boys & girls. Welcome!"
- Announcements:** Make any necessary announcements before the liturgy begins.
- Candle/Book:** Choose a child to process with the candle and a parent the book.
- Song:** *Open Our Hearts* (by Christopher Walker)
- Sign of the Cross:** Lead the children in making the Sign of the Cross.
- First Reading:** "This is a reading from The Letter of Paul to the Romans."
(readings can be done by a parent)
The Sunday Book of Readings Adapted for Children, p. 60
 "The Word of the Lord."
Children: "Thanks be to God."
- Responsorial Psalm:** **Children's Response:** "My God How great, how great you are!
 Verse 1: "You made the earth and set it in place."
 Verse 2: "You made the waters cover the earth."
 Verse 3: "You made the oceans, rivers and seas."
 Verse 4: "You made the rivers run from the hills."
 Verse 5: "Rain from the sky falls down on the earth."
 Verse 6: "All who are thirsty drink from the streams."
 Verse 7: "All of the earth is filled with your love."
- Alleluia:** Sing the Alleluia together
- Gospel:** "This is a reading from the Gospel of Matthew."
Children: "Glory to you, Lord." *(three crosses - Lord be in my thoughts, in my words, and in my heart)*
The Sunday Book of Readings Adapted for Children, p. 60
 "This is the Gospel of the Lord."
Children: "Praise to you, Lord Jesus Christ."
- Dialogue:** "In today's Gospel, Jesus tells the disciples to do two things. Does anyone remember what he said?" (**share** - preach and baptize) "Are





we still doing this today? Who do you know who teaches about Jesus?" (**share** - Fr. _____, liturgy leaders, parents) "Do we still baptize people? When do we normally baptize people?" (**share** - usually babies, sometimes others) "When you are baptized, the priest says 'I baptize you in the name of the Father, the Son, and the Holy Spirit.' What do people usually do when they say those words?" (**share** - touch hand to forehead, chest and shoulders; show handout) "We have a prayer called The Sign of the Cross. When we pray this prayer we can think of our baptism and we tell God that we believe in God the Father, the Son, and the Holy Spirit. During Mass we make the Sign of the Cross and bless ourselves."

Intentions:



"Let us pray:

That we praise God always, we pray to the Lord.

Children: "Lord, hear our prayer.

"That we pray to the Father, the Son, and the Holy Spirit, we pray to the Lord

Children: "Lord, hear our prayer."

(Encourage children's intentions...)

Closing:

- Discuss and clarify the home assignment
- Select readers and proclaimers for the following week
- Parents should be encouraged to pre-read next week's readings with their children sometime during the week.




Name: _____


Date: _____

HOME ASSIGNMENT

Trinity Sunday (Cycle B)



See if you can you clip out the three hearts and make one Shamrock!
(Here's a hint)





Body and Blood of Christ (Cycle B)

(White Cloth)



- Welcome:** "Good morning boys & girls. Welcome!
- Announcements:** Make any necessary announcements before the liturgy begins.
- Candle/Book:** Choose a child to process with the candle and a parent the book.
- Song:** *Open Our Hearts* (by Christopher Walker)
- Sign of the Cross:** Lead the children in making the Sign of the Cross.
- First Reading:** "This is a reading from Paul's letter to the Corinthians." (*Readings may be proclaimed by a parent*)
The Sunday Book of Readings Adapted for Children, p. 56
 ...
 "The Word of the Lord."
Children: "Thanks be to God."
(Pause in silence for a moment)
- Responsorial Psalm:** Leader: "You are the one who feeds us, giving us food from your hand"
 (All repeat)
 Leader: "You are the one who feeds us, giving us all we need" (All repeat)
- Alleluia:** Sing the Alleluia together
- Gospel:** "This is a reading from the Gospel of John."
Children: "Glory to you, Lord." (*three crosses - Lord be in my thoughts, in my words, and in my heart*)
The Sunday Book of Readings Adapted for Children, p. 62
 "This is the Gospel of the Lord."
Children: "Praise to you, Lord Jesus Christ."
- Dialogue:** "When we celebrate special events, we often share a special food or meal. Is there a special food that you share with your family for birthdays?" (*share* - cake) "Is there a special food that you have at Christmas?" (*share* - turkey, ham, etc.) "When we think of these foods, we remember past celebrations. Sharing these meals brings us closer together. The last meal that Jesus ate with his apostles, was a



very special meal. Do you know what they had?" (**share** - bread and wine) "Jesus told them that from then on whenever his disciples shared that meal they would remember him and he would be there in a special way. When we come together for the Eucharistic celebration, on Sundays and weekdays, (also called the Mass) we remember what Jesus said and did. When we share the bread and wine and it brings us closer together. At every Mass, the priest says the same words that Jesus said at the Last Supper. Today, when you go upstairs, listen carefully to the words Jesus said when he shared the last special meal with his friends. It reminds us that Jesus is always with us."

Intentions:



"Let us pray:

For all those who receive Jesus, that they may become more and more like him, we pray to the Lord.

Children: "Lord, hear our prayer."

For all parents, especially our moms and dads, we pray to the Lord.

Children: "Lord, hear our prayer."

Closing:

- Discuss the home assignment
- Parents should be encouraged to continue discussing each week's readings with their children over the summer months.



Name: _____

Date: _____

HOME ASSIGNMENT

Body and Blood of Christ Sunday (Cycle B)





Year 2 Cycle A/B

Scope and Sequence Review Chart

FEASTS OF THE LORD AND SUNDAYS IN ORDINARY TIME – TRINITY TO THE 23RD SUNDAY (CYCLE B)

Catechetical Focus:	Scriptural References that Support the Catechetical Focus	Knowledge and Understanding: (Cognitive Level)	Skills: (Practical Level)	Values and Attitudes: (Affective Level)	Lectionary Readings Cycle B
The Holy Spirit, the Giver of Life draws us to Christ		<i>The child knows...</i>	<i>The child can...</i>	<i>The child...</i>	Gospel Reading
<p>Exploring Baptism and Confirmation as acts of gathering and forming a family in the Holy Spirit</p> <p>The Church is God's people who come together to worship as one family</p> <p>Presenting the Holy Spirit as God, the Giver of Life...the one who makes Christ present in the lives of people, and, the power that transforms bread and wine into the Body and Blood of Christ</p>	<p>Acts 10:34-48 <i>God anointed Jesus with the Holy Spirit and with power; he went about doing good...' While Peter was still speaking the Holy Spirit fell upon all who heard the word.</i></p>	<p>The sacraments of Baptism, Confirmation and Eucharist make Christ present in our lives</p> <p>Prayer to God is important for being a member of a community</p>	<p>Connect Church and Sunday as a day of gathering to worship</p> <p>Grasp the actions of Baptism, Confirmation and Eucharist as actions of God</p> <p>Participate in celebrations and rituals of the Christian community</p>	<p>Enjoys being part of and participating in a gathering which form community</p>	<p>Trinity Sunday Mt 28:16-20</p> <p>Corpus Christi Jn 6: 35:51,53,55-56</p> <p>(10th Sunday in Ordinary Time) Mk 3:20-35 (11th) Mk 4:30-34 (12th) Mk 4:35-41 (13th) Mk 5:22-24, 35-43 (14th) Mk 6:1-6 (15th) Mk 6:7-13 (16th) Mk 6:30-34 (17th) Jn 6:1-12 (18th) Jn 6:24-35 (19th) Jn 6:41-51 (20th) Jn 6:51-58</p> <p>(21st) Jn 6:60-69 (22nd) Mk 7:1-8, 14-15, 21-23 (23rd) Mk 7:31-37</p>



Our Faith Journey

Preparing Young Children for
Celebrating the Sacraments

APPENDICES
September 2017 – June 2018
Cycle A/B



DEVELOPED BY THE BISHOP'S ADVISORY COMMITTEE FOR CHILDREN'S CATECHESIS

Roman Catholic Diocese of Victoria



Table of Contents: Lessons

Open Our Hearts. 286

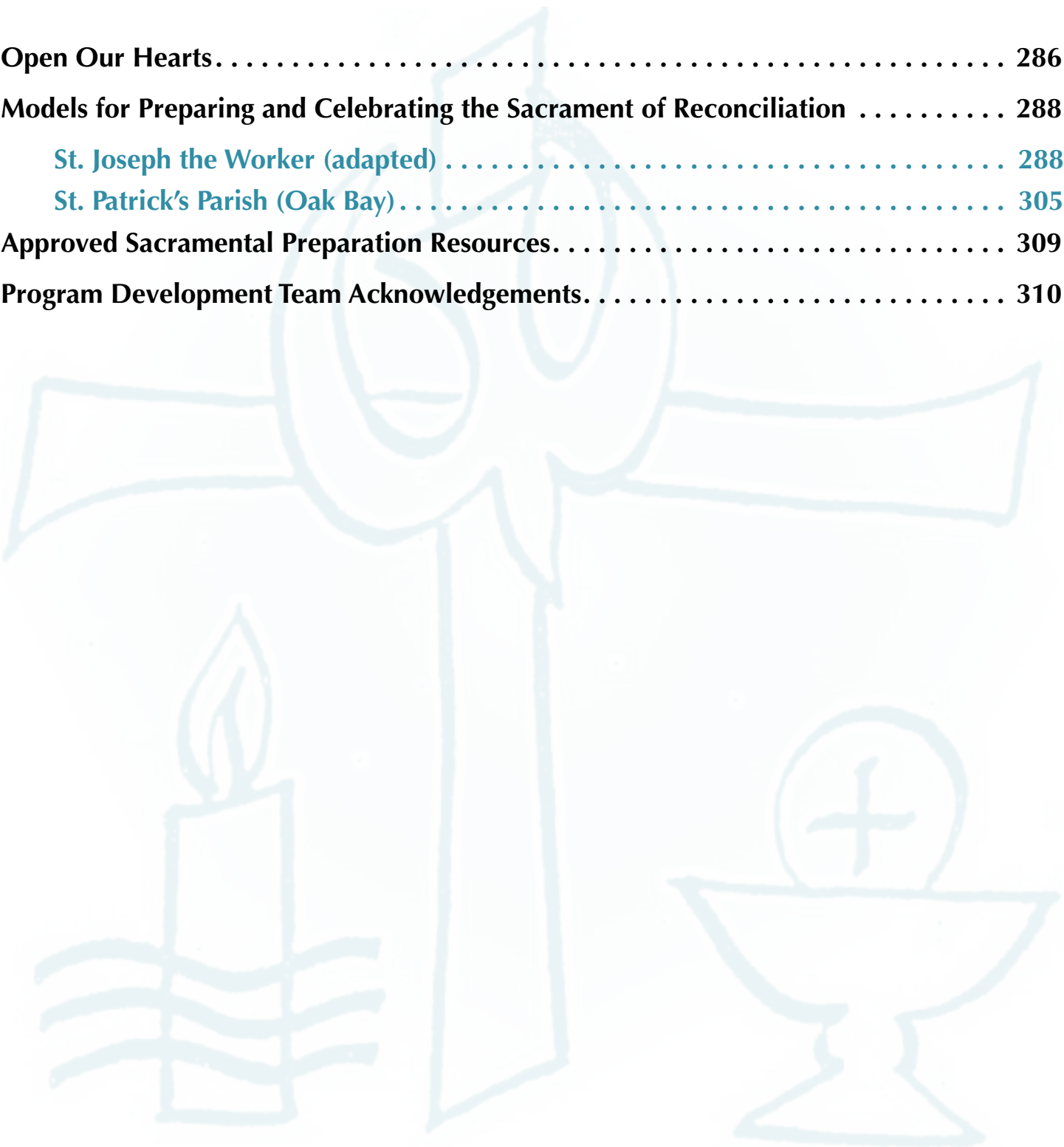
Models for Preparing and Celebrating the Sacrament of Reconciliation 288

St. Joseph the Worker (adapted) 288

St. Patrick’s Parish (Oak Bay) 305

Approved Sacramental Preparation Resources. 309

Program Development Team Acknowledgements. 310





Open Our Hearts



30106361

Open Our Hearts

Christopher Walker

Unison

Keyboard, Guitar

The material that you have requested is copyrighted. Copyright law requires you to obtain a license from the copyright holder before reproducing any copyrighted material. Copyright law also requires you to print copyright lines with all reproductions of copyrighted material. Oregon Catholic Press administers the copyright to this text and music that you have requested. You are hereby granted a license by Oregon Catholic Press to reprint this text and music.



5536 NE Hassalo

Portland, OR 97213

1-800-548-8749

ocp.org



Open Our Hearts

Melody

Cantor: F C F C **All:** Am Em

1. God, we come to wor - ship you: }
 2. God, you made us, we are yours: }
 3. God, your love is al - ways true: } O - pen our hearts ____ to
 4. Faith - ful God, we trust in you: }

Keyboard

Am Em F C Dm C

1-4. lis - ten to you. ____ O - pen our hearts ____ to lis - ten to you. ____

Text: Based on Psalm 100; Christopher Walker, b. 1947.

Music: Christopher Walker.

Text and music © 1989, Christopher Walker. Published by OCP Publications. All rights reserved.



Models for Preparing and Celebrating the Sacrament of Reconciliation

St. Joseph the Worker (adapted)

Outline:

Parent Information Meeting for those requesting Sacramental Preparation for Reconciliation, Confirmation and Holy Communion (60 minutes before Mass)

All-Parent Retreat (The Sacraments of Initiation: Reconciliation, Confirmation and Holy Communion) (3 hours, Saturday morning)

Reconciliation Session 1:	75 min session (candidates and parents)
Reconciliation Session 2:	75 min session (candidates and parents)
Reconciliation Session 3:	75 min session (candidates and parents)
Reconciliation Session 4:	Celebration of the Sacrament of Reconciliation (Saturday morning)

Primary Resource: We Prepare for Reconciliation (Berube)

Session 1:

Mandatory Parent Information Meeting regarding Sacramental Preparation

(60 minutes before Mass, only to last 30 minutes to allow Father time to prepare for Eucharist)

Items to discuss:

- The journey we'll take, with *you* (the parent) as primary teacher, supported by us (parish sacramental preparation team)
- Introduce catechetical team
- Explain that discussion of the Restored Order will be deferred to Parent Retreat
- Communications from catechetical team (through e-mails, bulletins)
- *Dates are mandatory: pen in* on your family calendar
- Next Meeting for Parents only
- Registration Forms and Costs
- Volunteer Sign Up sheet

Session 2:

Mandatory Parent Retreat

9:00-11:55, with a 15 minute break



In attendance: all parent(s) of children expecting to receive the Sacrament of Reconciliation (Year 1), and the sacraments of Confirmation and First Communion (Year 2)

- Prayer, Song, Announcements
- Mind Map (*Religion*)
- The Journey
- How do we learn (*visual, spatial, kinesthetic, auditory, and multi-intelligences*)
- Prayer (*Graffiti Wall*)
- Resources: (discuss appropriateness of gifts: prayer books, bibles, statues etc.)
- The Journey and Reconciliation (intensive apprenticeship)
- The Journey and Confirmation and Eucharist or Holy Communion
- Parental Questions
- Prayer and Departure

Reconciliation Session 1.

Welcome and Program Overview

(Coordinator)

Prayer

The Journey: (*Suitcase*)

Celebration (*Baptism and Candle*)

Catechesis on Reconciliation (*Tree and Leaf Activity*)

Summary and Looking Ahead

Closing Song

Final Blessing and Departure

Reconciliation Session 3.

Welcome and Gathering Prayer

Celebration

On Our Journey

Silent Skit

Celebrating God's Call

Blessing of the Tangerines

Looking Ahead to Celebrating the Sacrament of Reconciliation

Summation and Blessing

Reconciliation Session 2.

Welcome and Gathering Prayer

The Journey:

A Review

On the Journey Activity: in groups...

Peace, Joy, Love, Life

Catechetical Activity: (What is Forgiveness skit)

Summary and Looking Ahead

Song and Prayer

Final Blessing

Reconciliation Session 4:

Celebration of the Sacrament

Gathering Song:

Greeting:

First Reading:

Responsorial Psalm

Second Reading

Homily

Examination of Conscience

Extinguishing the Candles

Explanation for Reconciliation

Re-Lighting the Candles

Sending Forth



Resources:

On Our Way with Jesus: A Journey of Christian Initiation-Leader's Guide. Francoise Darcy Berube, John Paul Berube, and Lese Lachance with Jean-Francois Bouchard and Francoise Lagace. Novalis, 2010.

We Prepare for Reconciliation. F. Darcy-Berube and J-P Berube, Novalis, 2010.



Reconciliation Meeting #1

Materials, Supplies and Set Up:

- Pens
- books (*We Prepare for Reconciliation*, Novalis, 2010. Berube & Berube, Costello & Power, editors, 2010)
- hand-out #1 (*Commitment Contract*)
- hand-out #2 (enrichment for parents) - help for the next 4 chapters in the book
- Song sheets
- poster of tree, leaves,
- candles and lighter/matches
- name-tags, pens, sign-in sheet, snack sign up sheet
- iPod (or cd player) and travel themed tunes
- large acorn
- basket for contracts
- large beautiful coloured maple leaves from outside
- find stand for poster/tree/leaves
- suitcase: 2 candles, cross, bible, rosary, holy water, 4 cloths (red, white, green, purple)
- put paten and chalice into suitcase
- get microphone setup and working
- hand out song sheets
- hand out enrichment for parents
- table for up front (setup candles), acorn and leaves out, stickie gum out
- two tables at back for registration (clear out aisles)

11:35 House Keeping:

- sign in please (do this each time, children to put name tags on each time)
- forms, Baptismal Certificates, Fees, etc. – collect after Session
- Food and Snack Coordinator (see parent coordinator/s to sign up to bring snacks)
- Volunteers Needed:
 - 3 for drama for next session
 - 1 for song in Dec
 - 1 snack coordinator
 - 1 name-tag picker-upper Volunteer to collect all name tags from each child, and to be left at collection table 😊

Welcome (Father) 5 min

Program Overview (Father and Coordinator) 5 min

- re-iterate the role of family and community;
- introduce catechetical team: we support you!
- setting off, or Going on a Journey



- distribute Commitment Contract (from *On Our Way With Jesus*, p 53, attached)
- review and discuss contract, parties to sign, bring to the front in basket)
- distribute and explore resource *We Prepare for Reconciliation* (Novalis, 2009)
- note the *Family Guide* located in the centre
- work through chapters 1-4 with your child over the next 4 weeks;
- at next meeting there will be an activity regarding these chapters and it will make everything go much smoother if your child and you have completed these chapters.

Prayer (Father)

5 min

The Journey Suitcase (Catechist)

20 min

Going on a Journey

Catechist 1:

Do you like to go on a vacation or journey. Let's go on a train! Sing Along!!!

Catechist 2 or Child: Travelling Tunes CD
Catechist 2: Gather kids up front. Process around church to music. Bring suitcases.

Was that fun? Who do you like to take on a vacation? Parents? Bring them up to the first 6 rows!!! We want them to be a part of this celebration don't we?

On this journey, we will have our **families at home, our friends and leaders here** and our whole **community at church**.

I asked _____ and her _____ if they would pack her suitcase just as if she was going to go on a journey. And I packed my suitcase too because today we all are going to start another part of our spiritual journey together. What would you pack if you were going on a journey?

- **Change of clothes?** Wear fancy dresses for **special occasions**, for our spiritual journey I brought a "change of clothes" for our altar. Do you notice sometimes,

Father dresses up the altar in different colours? What special colours have you noticed?

- Green for ordinary time (every day wear)
- Purple for Advent and Lent
- White for Easter Sunday
- Red for the Passion Sunday and Holy Week

- **Flashlight** to help us see? **Candles** – to remind us that Jesus lights our way

- **Toothbrush/toothpaste** to clean our teeth? I brought along some **Holy Water** from the fount at the back of the church. This holy water reminds me of how I can cleanse my soul by asking God and Jesus for forgiveness so that I can feel his great joy again – this is what we do at Reconciliation.

- **Map or GPS** to help guide us and find our way? I brought a **Bible** as God gives us his word so that we may **find our way to Him**

- **Cell Phone** to talk to our family and friends? I brought a **Rosary** that helps remind me that when I find it really hard to pray or sometimes I am not sure how to start a conversation with God, I can



say the Our Father or the Hail Mary like on the Rosary

- **Teddy Bear** to love us? I brought along a **cross** to remind us that Jesus died and rose from death – all to show how much he loves us.
- **Food?** _____, did you bring any food? Crackers and Grape Juice? Hmmmm. I wanted to bring the special bread called the **Eucharist** and the **wine** that we receive at communion, but I didn't want it all to spill. But I brought the platen and the chalice that holds the body and blood of Christ during Mass. Aren't they beautiful? You will be receiving the special Eucharist for the first time next April or May. What do you feel about that? I am excited for you!
- **Mom's and Dad's/Parents/ Grand-parents/Sponsors** to help us along the way? They are here to **help you** and us. Your sponsor, the sacramental teachers,

Father _____ and other members of our church are all on this journey together with you, we are all here to travel with you and be **guides**. I am hoping they are all going to help us all out on this spiritual journey... as this is a **journey at church, here at sacramental prep, and also at home** – we are all part of Jesus' **community**.

We have many different signs and symbols in our church don't we? Candles, Rosaries, Crosses. **Signs** and **Symbols represent something**, they **help us remember certain events or something special**.

Next Father is going to celebrate your Baptisms and we are going to use some of these symbols – let's listen. Which symbols do you think Father is going to talk about? Think about what those symbols mean.

Father is going to talk to you about some of these symbols: holy water and candles.

Celebration:

Baptism and Candle (Father)

20 min

- adapted from p 63-64 of *We Prepare for Reconciliation Leader's Manual*
- talk about baptism (have parents bless their child)
- parents will come to the front with their child (need to bring song)
- light candle from paschal candle ceremony
- after everybody has a candle, sing appropriately themed song

Tree and Leaf (Catechist)

15 min

Now that we celebrated your sacrament of baptism, now we are going to talk about the Sacrament of Reconciliation and this

journey we are on together. How exciting it is to be doing this together.



See that tree there (point to poster). What symbol could that remind you of? [Jesus on the cross] Where do trees come from? Seeds (show acorn), what do seeds do? Grow? Yes, just like each of you, you started off as a tiny little seed and you grew, and you are still growing. What do leaves do? Fall. (Make the leaves fall in front of me). Talk about it, and spread out all the paper leaves too (explain kids to come get one and after we are done the next activity).

Have you ever heard of the phrase “fallen from grace”? Means we have done something wrong or maybe hurt someone. Means we have turned away from God (fall dramatically to my knees).

What can we do about this? Ask for forgiveness! That is what reconciliation is about. You and your families will be learning about this in your new books and we are going to learn a bunch more of that next time we meet.

Why do you think a “tree” is so important in our faith? [Jesus died on that tree for us]

Now we are going to switch topics, and talk about doing things with our families.

Discuss with your family right now, what you all like doing *together* as a *family* (reading, biking, sharing meals, singing, playing games, going on adventures together, etc.) – give 2 minutes to think I am going to number you off, and ask you and your parent/grandparent to go to a group and write down all those things you like to do with your family.

I’m going to ask you to make a “+” on your paper, write your name and at least 4 of

those things you like to do with your family in your square. Share and talk with your new friends, do any of them have the same ideas as you?

Come on back up here, please bring your paper and pens back to up front.

Parents/Grandparents: Need 2 volunteers to hand out stickie glue

Now that you have had time to talk with your family and your friends, I would like you to choose one of those things you like to do with your family. Children come pick up a fallen leaf and a small chunk of stickie glue.

Once you have determined what you all in your family like doing together, write it in very nice handwriting/printing on your leaf (one or two words)

Make two lines, add leaves to the Tree Poster (on ground or on the tree) - get children to read out leaf contents if they want to share (say their name and what their leaf says, S-L-O-W-L-Y and clearly)

Stand back and admire tree, say something like: When we all act together, we can do really beautiful things. So here we all are, gathered around this tree of life together. We have now started our journey with our families, friends and our community.

Just one final activity and then we continue our journey at home with our families. When your parents all came last weekend for a parent retreat we talked about prayer- can you think for a minute-what does prayer mean to you?



Closing Song 2 min

Final Blessing and Departure (Father) 5 min

Departing Music: Put on travel tune CD for on the way out.



Reconciliation Meeting #2

Materials, Supplies and Set Up:

- props for play (cookies, plate, table, box of toys, train set/train, other toys, squeaky toy, large bouncy ball, additional item – drum/tambourine)
- Play/Skit
- _____ sheets with questions _____pens (gather/write info from children)-
- write names down too!
- posters of Paths of Joy/Life/Love/Peace
- Songs
- MP3 Player/Cord, or PowerPoint
- Registration/Sign in sheets/pens
- Name tags

Before and After Meeting:

- collect registration forms, fees, and view Baptismal certificates

House Keeping: Remember to **sign in** and to **wear** (especially children) your nametags

Welcome and Gathering Prayer (Father or Catechist) 5 min

Review of Journey (Catechist or Father) 10 min

We are going to continue our journey today. On this journey there are a lot of paths. What do we do on paths? Make choices, walk together, listen, pray, give thanks. God gave us some gifts, this past month you were probably working on at least 2 of them. What were the first 2 chapters about that you just finished in your Reconciliation book? Did you like any particular story? Activity?

On the Journey: (Volunteers, Father with Older Group) 20 min
Paths of Peace and Joy and Love and Life)

Ask child to hold up poster for “JOY” (song)

Next Poster “LOVE” ... then PEACE, finally LIFE

Mind Map group, Chapter 1-2, share questions/answers
 (children write one down, parent help only as required)

Explain: Once everyone has a chance to write something in your group, then as a group go to the next Mind Map, until each station has been visited. Then we will read aloud all your answers to the collected large group.

**Catechetical Activity:****What is Forgiveness Drama (Catechist)**

30 min

Actors Needed:

Sibling A:

Sibling B:

Sibling C: (a baby who “goos and gahs...”)

Setting: Baby (Sibling C) sitting on the floor off to the side playing with train set and squeaky toy (need fun distractions here and possibility of “blame” later). Siblings A and B come from a room at back and walk by a plate of cookies (centre stage). Both pause looking and admiring the cookies.

Sib A: Mom made us our special cookies, the ones you love. She said we could eat them later after play time. Come on, let’s go play.

Sib B: *[looking longingly back at the cookies]* Oh, okay

[Sib B follows Sib A “outside” and to play a game for about 1 minute (bouncing ball- something energetic that keeps the attention of the boys in the crowd!!), talking and having fun]

Sib B: (tiring of game) I’m tired of this, do you want to make some music?

Sib A: Sure!

Sib B: Wait here; I’ll go get the drum/tambourine.

Sib B goes back inside (open/close door) and goes to the toy box and digs/ drops toy A, B, C and D. Baby makes squeaky noises and some “Gaga/Goo Goos” for fun.]

Sib B: (acknowledges baby) Hi Susie.

Sib B finally finds the drum/tambourine.

Sib B: Got it!

[Then sib 2 starts to run back outside, but sees the cookies. Walks up to the cookies and looks at them, then looks around to see if anyone is watching, Susie is. Turn back to Susie so she cannot see but be sure to be facing the audience. Eat one cookie savoring it. Then eats the other quickly, wipes their mouth and runs outside to continue to play.]

Catechist: “Freeze Frame!!”

Hmm....what do you think could happen next? We are going to do two different story endings. I would like you to tell me what you think could happen next in this story. (Get different ideas.



OK ____, does this give you enough ideas?). Let's see what that one of these ideas would look like?

- request volunteers to act one scenario where the behaviour is not so good.
- discussion of Scenario 1
 - What happened here?
 - How do you think Sibling A feels? Sibling B?
 - What is important about forgiveness? Ask to be forgiven, AND also give forgiveness.
 - Why? Why both?
 - What could forgiveness look like in this skit?
- Accept appropriate answers.
- Now we are going watch another group act out a second scenario, where the behaviour is better
- discussion of Scenario 2: (Catechist) using the same questions as above:
 - What happened here?
 - How do you think Sibling A feels? Sibling B?
 - What is important about forgiveness? Ask to be forgiven, AND also give forgiveness.
 - Why? Why both?
 - What could forgiveness look like in this skit?

Summary (Catechist) 5 min

Sum up: "forgiveness" is...

- the ability to give up hope ... of ever changing the past"
- "make amends" and move forward (and not move back).
- comes from the heart not from your mouth.

Father - fill in anything you want to add/emphasize

Chant: Lean to the left, lean to the right, stand up, sit down, do what's right! (repeat 2 times)
2 MIN

Listen to a reflection song

Looking Ahead: (Catechist) 5 min

What season is coming up soon in the Church?

Prepare for Advent/Lent - prepare a special family meal, discuss traditions

Reminder about completing Chapters 3 and 4

Song and Prayer: (Catechist) 2 min



Blessing (Father or Catechist) 1 min

Departing Music: Put on CD for on the way out

Chapter 1 – God Gives You Life

Define the following:

- Journey
- Sacraments
- Reconciliation
- Baptism
- Life
- Breath
- Praise
- Unique
- Talents

Share your thoughts about these questions:

1. What are some of your special talents?
2. What is a “good friend”? Are you a good friend?
3. How can you talk to God?

Chapter 2 – God Gives You Love

Define the following:

- Journey
- Sacraments
- Reconciliation
- Baptism
- Love
- Mercy
- Reconciled
- Commandment
- Missionaries

Share your thoughts about these questions:

1. One of Jesus’ best friends lied and betrayed him? What was it and what did he do?
What did Jesus do?
2. What is God’s Law of Love?
3. What act of love did YOU do during this chapter? What are some ways to show Love?



4. What special celebrations and meals does your family share? What makes them so unique?



Reconciliation Meeting #3

Materials, Supplies and Set-Up:

- crayons and colouring pages (JOY-LOVE-PEACE-LIFE)
- _____ sheets with questions _____ pens (gather/write info from children)
- write names down too!
- posters of Paths of Joy/Life/Love/Peace
- Hand out Song sheets
- Hand out: Blessing of the Tangerines
- MP3 Player/Cord/Computer
- Registration/Sign in sheets/pens, Name tags
- Mandarin Oranges in basket
- Candy Canes for children, Large Candy cane for discussion
- whistle
- bag of money (dowry)
- Advent wreath and lectern (already in the church)
- Before and After Meeting:
 - • collect registration forms, fees, and view Baptismal certificates
- Housekeeping: Sign in and wear nametag

See *On Our Way with Jesus: A Journey of Christian Initiation-Leader's Guide*. pgs 72-74

Welcome and Gathering Prayer (Father or Catechist) 5 min

Invite everyone into Advent with the whole community

- time before Christmas is valuable for **reconciliation** and for **solidarity** in our spiritual life

Celebration: (Father) 7 min

[Stand by Wreath, light candle]

Meaning of Advent:

- The long awaited Savior has come into our world and it is a joy for us to celebrate this event. Jesus wants to come close to us. He is at our side on the path of life and our hearts are full of hope because of Jesus' promise to come back at the end of time.
- Parents, we ask that you continue this journey through Advent with your child and family even after the ceremony next week by doing an Advent Projects (we will talk about later).

On Our Journey: (Catechist) 15-20 min

Paths of Joy and Peace



Continue Journey - Last time we talked about 2 paths. What were they-think for a few seconds, I'll wait for a few more hands to go up. (love, life) What do we do on paths? Make choices, walk together, listen, pray and give thanks. God gave us two more gifts, and we are going to talk about these other 2 today [joy and peace]

Ask child to hold up poster for "JOY" (song)

Next Poster "PEACE"...

Mind Map group, for chapter 3-4 of *We Prepare for Reconciliation*

-share questions/answers (children write one down, parents help if need assistance)

Explain: Once everyone has a chance to write something in your group, then as a group go to next mind map, until all stations have been visited. Then we are going to read aloud all your answers, just like last week.

Silent Skit - Love is not love until you give it away 5 min

What happened? Why is it important to give love away? Why not hang onto it?

Vocabulary: 2 min

Virgin: A female who is not married and has not been with a man before

Dowry: Money needed by a female to give to her husband's family when they marry

Celebrate

Our Response to God's Call (Catechist) 25 min

- Intro: (ear piercing whistles) – is that how God calls us? Nope, he will quietly wait....[long pause]...and he is very patient!
- Think about Love as we just saw in the skit when we listen to this story...
- Read Annunciation (Catechist) *An Angel Visits Mary*, Tomie dePaola's Book of Bible Stories, New International Version, G.P. Putnam's Sons/Zondervan, New York
- Sing Silent Night –song sheets
- What do you think Mary was feeling?
- How did Mary respond to God's call? (Father)
- Read story of St Nicholas (Parent) *St. Nicholas Day, A Christmas Saint*, (Celebrating Holidays, Stacey Schumacher & Jim Fanning, Twenty-Third Publications).
- How did St Nicholas show his love for people?
- How did St Nicholas respond to God's call? (Father)
- How do *you* respond to God's call?
- How do you share his love with others?
- Take a minute to choose an Advent Project from the list below (or think of your own):

A. Projects which deepen personal spiritual life of the child within the family:

- assurance of personal prayer



- offering mutual help
- mutual reconciliation
- build a family Advent wreath:
- giving the child responsibility for lighting, reading the prayer, choosing the song;
- Play *Secret Friend Game* each week
- Advent Nativity Scene, reading and songs;)

B. Projects promoting community solidarity and concern for the poor:

- see and offer what you can do to help with Anawim House, St. Vincent de Paul;
- set a place for dinner each day thru Advent
- each child/family member bring what they can, give proceeds to an organization that helps the poor

C. Projects which recognize blessings received from the past year:

- what has happened over the past year?
- what were some successes, failures, hopes, joys, fears, sorrows, etc.
- how were these “signs” of your friendship with Jesus?

Blessing of the Tangerines (Father)

Looking Ahead:

Explain the Process of Reconciliation for next week (Father) 5 min

** remind parents to be respectful and quiet

Summation

At the conclusion, lead the student in the following chant

*Lean to the left, lean to the right,
stand up, sit down, do what's right! (repeat * 2)*

Make two lines, come get a mandarin and a candy cane (Colouring Sheet) 1 min

Final Blessing and Go in Peace (Father) 1 min

Name tags – please leave them at the back

Departing Music

Listen:

- Mary Did you Know: <http://www.youtube.com/watch?v=mN70R-3ao0U>

**Chapter 3 – God Gives You Joy**

Discuss the following:

- What is Joy?
- Why is the Key a symbol of Joy –deep and lasting happiness; excitement; spiritual awareness that God is with us at all times even when things are difficult; key opens things; sign that God wants to open our hearts and pour in joy
- The Lord’s Prayer
- The meaning of “learn by heart”
- Quiet Prayer/Prayer of Imagination
- What gave/gives Jesus great joy?
- Why do you think Jesus wanted to be alone to pray?
- When have you felt the joy of being loved and forgiven?
- What is the prayer Jesus gave us and all his friends? What is so important about this prayer? Unites all Christians around the world, sense of solidarity; share in Jesus’ joy
- What are some of the ways you can pray? Which ones do you especially like?
- Who is the helper Jesus sends us to remind us to pray often?
- Why do we need this helper?
- Someone very special said “Yes” to God. What did she say Yes to and when? What is the special prayer we pray to her? Why do we pray this to her?

Chapter 4 – God Gives You Peace

Define the following:

- Peace
- Disobey
- Sin
- Ten Commandments
- Gospel Teachings
- Conscience
- Being “perfect”

Discuss the following:

1. Is it OK to make fun of someone? Why or why not?
2. How did Jesus teach about forgiveness?
3. What is God always willing to do for us? Why?



St. Patrick's Parish (Oak Bay)



Models for Preparing and Celebrating
the Sacrament of Reconciliation

St. Patrick's Parish (Oak Bay)

Outline:

- Session 1: at Parish Church (60 minutes)
- Session 2: at home
- Session 3: at Parish Church (60 minutes)
- Session 4: at Parish Church

Program Overview

The Sacrament of Reconciliation is celebrated in November. Preparation consists of three sessions at the parish (1, 3 and 4), and session 2 at home.

Session 1

Part I: I Belong to a Loving Community

- belong to a loving community
- distinguish between:
 - loving and unloving actions
 - actions that bring people together (*inclusive*) or leave people out (*exclusive*)
- recognize how Jesus ask them to treat others
- preview their First Reconciliation prep

Part II: We Keep God's Commandments

- recognize that rules can help us be more loving
- learn that the 10 Commandments were a help for the people of Israel
- identify ways we can keep the 10 Commandments today

Session 2: Home Connection

Part I: We can Act like Jesus

- reflect on:
 - their own actions in following Jesus' Way (role-play stories of conflict)
 - when they *do* and *don't* act like Jesus

Part II: Jesus Teaches Us How to Forgive

- identify hurtful and hard to forgive actions



- recognize that God is forgiving
- recognize that Jesus calls them to forgive

Session 3

Part I: Jesus Gives Us the Holy Spirit

- Jesus gives the apostles the Holy Spirit and calls them to forgive others
 - recognize ways we ask forgiveness at Mass
- identify words and gestures of forgiveness in daily life and in the Sacrament of Reconciliation

Part II: Preparing for 1st Reconciliation

Session 4:

Celebration of the Sacrament of First Reconciliation

Catechist's Lesson Plan: Session 1

- Cover leaflets for lessons 1 – 4
 - a) distinguish between loving/unloving actions
 - b) note the effect of unloving actions on ourselves and others
 - c) how does Jesus want us to treat others
 - d) Ten Commandments: rules that help us to love God and others (Mass time/today)

Home Connection:

- Preview and prepare families to complete leaflets 3 and 4 at home

Catechist Lesson Plan, Session 3:

- briefly review leaflets for sessions 3 and 4
- cover leaflets for sessions 5 and 6
 - a) recognize that priests can forgive sins by the power of the Holy Spirit
 - b) review "sin"
 - c) understand that Confession has 4 parts:
 - say we have sinned (1st Confession)
 - confess our sins and Act of Contrition
 - receive penance
 - receive absolution

(Organization of the Actual Lesson)

A. Prayer and Welcome

B. Review from Session I

- differences between loving and unloving actions
- rules - 10 Commandments

C. Check concepts from Session 2: (leaflets 3 and 4)

Leaflet 3) how Jesus wants us to behave - examination of conscience



Leaflet 4) we are called to forgive each other as Jesus forgives us

D. Review how Jesus gave his followers the Holy Spirit; priests are anointed to do the same in the name of the community of the Church

E. Review and practice of what will happen at the sacramental celebration of First Reconciliation

Celebrating the Sacrament of First Reconciliation

Gathering and Welcome:

Opening Prayer:

Dear God, you are a wonderful friend.

You forgive us for the wrong things that we do.

You keep watch over us like the Good Shepherd who takes care of his sheep.

You love us all the time, even when we sin.

Please help us to remember your love and forgiveness.

Teach us to love and forgive others.

We ask this through Christ our Lord. Amen.

Gospel: Luke 19:1-10

Homily

Examination of Conscience:

- Do I set time aside everyday and ask God for strength to follow Jesus?
- Do I pray for my parents, my brothers and sisters, and all the people who love me and care for me?
- Do I really pray with other people when we worship together in Church? Do I sometimes disturb others?
- Am I always willing to make peace after a quarrel? Do I ever hold grudges against other people?
- Am I willing to ask forgiveness when I hurt my parents, a sister or brothers, a friend, by my selfish words or actions?
- Do I make my home a place where people can find forgiveness?

Act of Contrition:

O my God,

I am very sorry for all my sins because they displease you
who are all good and deserving of all my love.

With your help, I will sin no more.



Individual Confessions:

Individual Lighting of Vigil Candles

Closing Prayer: (Father)

We thank you God, for the sacrament of Reconciliation. Thank you God, for your forgiving love. Thank you for teaching us how to live together. Thank you for your son, Jesus, who shows us your love. We thank you, loving God.

Resource:

Together in Jesus, First Reconciliation. Pflaum Publishing Group. Dayton, Ohio. 2004



Approved Sacramental Preparation Resources

2013 Sunday Missal for Young Catholics. (*Living with Christ*). Novalis, Toronto. 2012.

A Catechesis on Reconciliation. Born of the Spirit English Canadian Catechetical Series. CCCB: Ottawa. 1995. (*code: 182-249*)

Alive in the Spirit! Confirmation guide for young people. Margaret Bick, Catherine Ecker. LTP/Novalis, Toronto. 2006.

Come Join Us at the Table. Muriel Loftus, Lawrence DeMong, osb. Novalis: Ottawa. 2000.

Come Spirit of God! Confirmation preparation for young children. Margaret Bick, Catherine Ecker. LTP/Novalis, Toronto. 2006.

Heritage of Faith: a framework for whole community catechesis. Jo McClure Rotunno. 23rd Publications: Mystic. Conn. 2004.

We Prepare for Reconciliation (Francoise Darcy-Berube and Jean-Paul Berube). Gwen Costello and Myrtle Power, Editors. 23rd Publications/Novalis: Toronto. 2010.



Program Development Team Acknowledgements

This resource would not be possible without the contribution of many priests, catechists and program coordinators. We especially thank:

Bishop Richard Gagnon

Marilyn Bojko

Char Deslippe

Kathy Fadum

Laura Gerlinsky

Fr. Anthony Gonsalves

Fr. William Hann

Bernadette MacIsaac

Jim O'Reilly

Miriam Podmoroff

Barb Shenton

Lorraine Van Dyk

Jamie Zwicker

Many others from the Diocese of Victoria have inspired us through their contributions in the area of children's catechesis. Our mentors, in particular, include Margaret Craddock, and those of happy memory who have gone before us, Muriel Loftus and Joan McKinley.