



Our Faith Journey

Preparing Young Children for
Celebrating the Sacraments

LESSON PLANS YEAR TWO

January – June 2017

Cycle C – A



DEVELOPED BY THE BISHOP'S ADVISORY COMMITTEE FOR CHILDREN'S
CATECHESIS

Roman Catholic Diocese of Victoria



Table of Contents

Mary Mother of God (Year A)	166
Epiphany (Year A)	169
Ritual Session 10 (2nd Sunday in Ordinary Time).....	172
Ritual Session 11 (3rd Sunday in Ordinary Time)	179
4th Sunday in Ordinary Time (Cycle A).....	186
5th Sunday in Ordinary Time (Cycle A).....	189
6th Sunday in Ordinary Time (Cycle A).....	192
7th Sunday in Ordinary Time (Cycle A).....	195
8th Sunday in Ordinary Time (Cycle A).....	198
Ritual Session 12 (8th Sunday in Ordinary Time)	200
Year 2 Cycle C/A Scope and Sequence Review Chart	205
The Liturgical Season of Advent / Christmas(Year A).....	205
The Liturgical Season of Lent (Year A)	207
Ritual Session 13 (1st Sunday of Lent)	209
Preparation Session (2nd Sunday of Lent)	211
Ritual Session 14 (3rd Sunday of Lent).....	214
Ritual Session 15 (4th Sunday of Lent).....	217
Ritual Session 16 (5th Sunday of Lent).....	224
Passion / Palm Sunday (Year A)	231
Rite of Anointing with the Oil of the Catechumens	234
Year 2 Cycle C/A Scope and Sequence Review Chart	237
The Liturgical Season of Lent(Cycle A)	237
The Liturgical Season of Easter.....	239
Easter Sunday (Year A)	241
Ritual Session 17 (2nd Sunday of Easter)	244



3rd Sunday of Easter (Year A) 252

Ritual Session 18 (3rd Sunday of Easter) 254

4th Sunday of Easter (Year A) 261

5th Sunday of Easter (Year A) 264

6th Sunday of Easter (Year A) 267

Ascension Sunday (Year A) 270

Pentecost Sunday (Year A)..... 273

Year 2 Cycle C/A Scope and Sequence Review Chart 276

The Liturgical Season of Easter: Easter Sunday – Pentecost (Year A)..... 276

Feasts of the Lord and Sundays in Ordinary Time: Trinity to 23rd Sunday (Year A). . . 277

Trinity Sunday (Year A) 279

Body and Blood of Christ (Year A)..... 282

Scope and Sequence Review Chart Year 2 Cycle C/A. 285



Mary Mother of God (Year A)

(White Cloth)



Welcome: "Good morning boys & girls. Welcome!"

Announcements: Make any necessary announcements before the liturgy begins.

Candles: Select one child to help light the candles.

Song: *Open Our Hearts* (by Christopher Walker)

Sign of the Cross: Lead the children in making the Sign of the Cross.

First Reading: "This is a reading from the prophet Isaiah."

(Readings may be proclaimed by a parent)

The Sunday Book of Readings Adapted for Children, p. 14

"The Word of the Lord."

Children: "Thanks be to God."

Response: **Children Repeat:** "May God bless and keep you; may God's face shine on you." "May God be kind to you and give you peace."

(Pause in silence for a moment)

Alleluia: Sing the Alleluia together.



Gospel: "This is a reading from the Gospel of Luke."

Children: "Glory to you, Lord." *(Three crosses - Lord be in my thoughts, in my words, and in my heart)*

The Sunday Book of Readings Adapted for Children, p. 16

"The Gospel of the Lord."

Children: "Praise to you, Lord Jesus Christ."

Dialogue: "What does it feel like when a friend calls us by our name? Is it different than someone just saying "hi" or "come here" to us? (**share** - It feels special when we hear our name; when we are called by our name). Do you know that each name has a special meaning? (**share** - Sarah comes from the language Jesus spoke and means "princess" ; Matthew means "gift of God"; Melissa comes from the Greek language and means "honey bee"). Would anyone like to share what



their name means? In the past people named their children for who they were or for their some special quality that they had. In the Old Testament, in the times of our first reading today, people's names often told about their special task in life or some special event that happened when they were born. In our first reading God speaks to Moses, Moses' name means "I drew you from the water", because Moses was saved from being drowned by his mother who put him in a basket that floated down the river Nile and was picked up by the King of the Egypt's daughter who cared for him. He grew up to be the leader of his people.

In the Gospel today we learn that Mary and Joseph take the baby Jesus to the Temple and give him the name the Angel Gabriel told Mary to call him - Jesus, which means "Saviour" a saviour is one who saves people from danger. So Jesus does what his name means, he "saves us" from danger and is always with us to help us. This week when we pray let us thank Jesus for always taking care of us, and let us remember to call Jesus' name whenever we need his help.

Intentions:



"Let us pray: *(The intentions may be read by the children)*

For the gifts and good times we shared during the Christmas season, we pray to the Lord.

Children: "Lord, hear our prayer."

For family and friends, we pray to the Lord.

Children: "Lord, hear our prayer."

For Jesus our friend who loves us and helps us and calls us by name

Children: "Lord, hear our prayer."

Encourage the children to share their own intentions.

Song:

Choose from *Catholic Book of Worship III*, your parish hymnal, or other sourced song book. Be sure it is related to the theme of today.

Closing:

Discuss the Home Assignment and select readers for the following week; all parents should be encouraged to read next week's readings with their children.



Name: _____

Date: _____

HOME ASSIGNMENT

Mary Mother of God

1. In the first reading, God gives Moses words of blessing for Aaron and the priests to use. To bless means to ask God to care for or help someone. What is so special about saying words like these?

2. What does the name "Jesus" mean?

3. Draw a picture of Mary and Joseph bringing baby Jesus to the Temple to be named.

A large, empty rectangular box with a blue border, intended for a drawing of Mary and Joseph bringing baby Jesus to the Temple.



Epiphany (Year A)

(White Cloth)



Welcome: "Good morning boys & girls. Welcome!"

Announcements: Make any necessary announcements before the liturgy begins.

Candles: Select one child to help light the candles.

Song: *Open Our Hearts* (by Christopher Walker)

Sign of the Cross: Lead the children in making the Sign of the Cross.

First Reading: "This is a reading from the prophet Isaiah."

(Readings may be proclaimed by a parent)

The Sunday Book of Readings Adapted for Children, p. 16

"The Word of the Lord."

Children: "Thanks be to God."

Responsorial Psalm: **Children's Response:** "All the nations of the earth, rejoice to hear of the Saviour's birth!"

Verse 1: "Proclaim salvation! God has done wonders."

Verse 2: "Proclaim salvation! God's wonders are done for the earth."

(Pause in silence for a moment)

Alleluia: Sing the Alleluia together.



Gospel: "This is a reading from the Gospel of Matthew."

Children: "Glory to you, Lord." *(Three crosses - Lord be in my thoughts, in my words, and in my heart)*

The Sunday Book of Readings Adapted for Children, p. 16

"The Gospel of the Lord."

Children: "Praise to you, Lord Jesus Christ."

Dialogue: "The birth of Jesus is the manifestation, the epiphany, of God in the world. God loved us so much that he sent his only Son to earth to help us."

"In the first reading, what has come to the world?" (**share** - light)

"There are often symbols of light associated with church, Christmas



and the birth of Jesus. What symbols come to mind?" (**share** - the star on the manger, Christmas lights, candles, halos on angels, etc.)

"Jesus is the light. The light has come, a light to guide us all. In this light, the glory of God shines. This light is called the Epiphany of God. The Gospel tells us that this light shone in the east and brought visitors from afar to see this sign of God's love. Who were the three special visitors?" (**share** - the wise men/three kings) "The Magi, sometimes called the "Three Wise Men" or the "Three Kings", brought precious gifts to Jesus. Do you know what they brought?" (**share**) "One brought gold, one brought frankincense, and one brought myrrh."

"What gift would you have given Jesus if you were there?" (**share** - a flower, a picture, a baby toy, a rattle, etc.) "Maybe you could have done something like the drummer boy. He played the drum for Jesus. Is there something you could have done for Jesus?" (**share** - play an instrument, dance, sing, etc.) "Sometimes a gift to Jesus can also be something we do for others. What could you do for someone else this week that would make Jesus happy?" (**share** - be kind, share, listen to parents, etc.) "Let's try to make Jesus happy this week by doing something special for someone else."

Intentions:

"Let us pray: (*The intentions may be read by the children*)

For the gifts and good times we shared during the Christmas season, we pray to the Lord.

Children: "Lord, hear our prayer."

For family and friends, we pray to the Lord.

Children: "Lord, hear our prayer."

Encourage the children to share their own intentions.



Song:

Choose from *Catholic Book of Worship III*, your parish hymnal, or other sourced song book. Be sure it is related to the theme of today.

Closing:

Discuss the Home Assignment and select readers for the following week; all parents should be encouraged to read next week's readings with their children.



Name: _____

Date: _____

HOME ASSIGNMENT

Epiphany (Cycle A)

1. Jesus received some unusual gifts when he was born. Why do you think people did not bring him gifts of baby clothes, rattles, and toys?



2. What gifts would you have brought to Jesus if you were there when he was born? Tell why you chose these gifts.

3. Jesus is the light. Draw pictures of the different kinds of lights we see at Christmas that remind us what a special time of year it is.



Ritual Session 10 (2nd Sunday in Ordinary Time)

BE SEALED WITH THE GIFT OF THE HOLY SPIRIT

Focus

This session explores:

- The role of the Holy Spirit in our lives
- The sealing with the Holy Spirit in the Sacrament of Confirmation

Note to Catechist

Just as Baptism tells us the truth about ourselves—that we have been created in the image of God, that God loves us—so Confirmation reminds us that we are the image of God’s love in our world. The Holy Spirit seals this creation, enabling us to reflect the One who made us. St. John tells us that “God is love”. This love overflows into us through the death and resurrection of Jesus, “poured into our hearts through the Holy Spirit who is given to us” (Romans 5:5).

What does it mean to be “Sealed with the Holy Spirit”?

It is to be energized in the same way as Jesus was. The description of the first Christian community helps us understand this saying. Their love for one another, their prayer together, their sharing food with the needy, and their gathering for the breaking of the bread showed that they lived in the Spirit of Jesus (see Acts 2:42).

The meaning of the Sacrament of Confirmation is found in the presence of the Spirit of Jesus, the same Spirit who animates the Church and each individual person. When we feel an inner urge to act with goodness, honesty and generosity, the Spirit is at work. You can identify countless examples: writing a letter or listening to someone who needs a friend, inviting a lonely child to play, visiting a sick person, sharing a friend’s joy. Our individual talents manifest the Spirit, too, indicating that the Spirit of Jesus is at work within us.

To help people discover how the Holy Spirit works in their lives, the at-home sessions focus on Jesus and the presence of the Spirit in his person. Encourage parents to pay special attention to these gospel stories. During this time of preparation, remind parents to affirm their children’s gifts, whether they be “ordinary” or “extraordinary”. These gifts reveal the power of the Holy Spirit working every day.

Supplies and Environment

- Name tags
- A chair, mat or cushion for each person present
- A table covered with the liturgical colour of the season
- A Cross
- A Bible or Lectionary
- A bowl of water
- Oil of Chrism



- White Garment
- Candle
- Baptismal Register
- Parish Seal
- Sample Baptismal certificate
- A Balloon (not inflated)
- An envelope that's been sealed with a wax seal and containing balloons (at least one for each child)
- Print copies of the "Come Holy Spirit" prayer for each family
- Music
- Refreshments

Prepare the Ritual Area

- Arrange as in last session

GATHERING

Welcome / Introductions

Leader:	<i>Raise arms straight up twice with energy and vigour</i>
	Blessed be God! O blessed be God!
All:	<i>Blessed be God! O blessed be God!</i>
Leader:	<i>Cups hands around mouth</i>
	Who calls you by name.
All:	<i>Who calls you by name.</i>
Leader:	<i>Sign of the cross</i>
	Holy and chosen one!
All:	<i>Holy and chosen one!</i>
	<i>Explain that this session invites participants to remember their Baptism as a time when the Lord Jesus breathed the holy breath of God into their hearts.</i>
	<i>Show a Baptismal Certificate to the group and make the following points in these or similar words:</i>
	This official document states that someone was born again of the Holy Spirit on the day of his or her Baptism.
Leader:	The Holy Spirit is God's breath, God's life in us. The Hebrew word for Spirit is <i>Ruah</i> , which also means "breath" or "wind". We can't see our breath, but we can feel it. We know what it does.
	<i>Illustrate by having one child blow out a candle and another blow through a straw into a glass of water.</i>
	<i>Ask: Why is breath so important to us? Invite everyone to take a deep breath in-and-out and feel the life within them.</i>



The Spirit is also like the wind. We can't see the wind, but we can see what it does. Can you think of examples? (Dust blowing in the wind, trees leaning, kites or flags flying) What do we see God's Spirit doing in our lives?

- Show the group the Parish Baptismal Register, and explain how the names of all who are Baptized in that Parish are recorded in it.
- Note that every Parish in every part of the world has a book like this.
- Point out that some children's names might be written in a register in another country.

Show the Oil of Chrism:

Chrism is Holy Oil that was blessed by the Bishop during Holy Week. A special perfume (Balsam) is added to remind us of the Holy Spirit.

- Remind them of a previous session that we shared regarding the Sacred Oils. Revisit the session "Anointed with Oil".

When someone is Confirmed, the Bishop or Priest makes the Sign of the Cross on their forehead with a Holy Oil called Chrism. This action is called "anointing". He says: "(name), be sealed with the Gift of the Holy Spirit." The confirmand (the person being confirmed) answers, "Amen". The sponsor stands behind with a hand on the confirmand's shoulder. (Demonstrate this with a child and sponsor)

Leader:

Talk a little about "sealing" in these or similar words:

Long ago, letters were sealed by dripping wax on the envelope flap and making a mark on the wax with a ring. Every King or Lord had a personal ring or seal to press into the wax. Then the writer gave the letter to a messenger to deliver. If the seal were broken in any way, the recipient would suspect that someone had tampered with the letter.

Show the envelope with the balloons in it. Tell the children there is a surprise inside and that they will find out what is in it when they break open the seal later in the evening.

Official documents today usually carry an official stamp or seal to show that the documents are genuine. The parish seal on a certificate indicates that you truly are a member of God's family of the Church.

Show the parish seal and briefly demonstrate its use. Then continue, explaining that in Confirmation, our Baptism is sealed with the gift of the Holy Spirit. Then sum up:

In Confirmation we celebrate what God has been doing and will keep on doing every day of our life. We cannot see God's Spirit, but we can see what the Spirit does in our lives.

Give one or two concrete examples of the action of the Holy Spirit, such as telling the truth or forgiving someone when it was really hard. Ask if they have ever done something kind and good for someone without being asked.



- Why did you do it?
- Who told you to do it?

A team member might tell a short personal story about an experience of the Spirit's help in his/her life.

Explain that the group is going to learn a prayer to the Holy Spirit, with simple gestures to accompany it. Remind the participants that we also pray with our bodies through movement. Without saying a word, we can tell God quite a lot.

Questions:

Come, Holy Spirit (hands held out, palms upward)

Fill the hearts of your faithful (hands crossed over heart)

and enkindle in them (arms raised in front)

the fire of your love. (and brought back with a wide gesture)

Note: The Holy Spirit already dwells within us, but in this prayer we ask that the Spirit comes forth from within us. It's like saying, "Let your presence be seen, let your gifts be seen. Shine through us, make us strong and good. Help us change our world."

Ritual Experience

PROCESSION (COME)

The processing will consist of the following:

- A candidate to carry the Cross
- A candidate to carry the cloth(s)
- A candidate to carry the Lectionary or Bible
- A candidate to carry a bowl of water
- A candidate to carry the Oil of Chrism

The team leader will ask those selected for the procession to go to the back of the room where someone waits to hand them the objects they will carry.

Invite the group to be quiet and wait for a few minutes until there is silence.

Presider: *In the name of the Father+, and of the Son, and of the Holy Spirit.*

All: *Amen.*

Let us pray for the gift of God's Spirit as we together we continue our journey to the Table of the Lord.

Presider: Loving God, you gather us to celebrate and to give thanks for the breath of your Spirit in our lives. Bless us now, and bless our prayer table.



One candidate spreads the cloth on the table

May this table be a sign that we are all one family sharing our life together.

The Cross bearer holds the Cross high and, after the prayer below, places the Cross on the table.

May this cross always be a sign to us of your great love.

The Book bearer holds the Lectionary (or Bible) high and, after the prayer below, places the book on the table.

Presider:

May the Word be rich food for our minds and hearts.

Candidate holds the bowl of water high and, after the prayer below, places the bowl on the table.

May this water remind us of our Baptism.

Candidate holds the Oil of Chrism high and, after the prayer below, places the Oil on the table.

May this Oil remind us that your Holy Spirit is with us. We make this prayer through Jesus, your Son, who lives with you and the Holy Spirit, forever and ever.

All: *Amen.*

On the day of your Baptism you were claimed for Christ. As you prepare to celebrate the Sacraments of (Baptism), Confirmation and Eucharist, the Christian community holds you in its heart. Remember that God loves you.

Presider: *The Presider goes to each one present, and signs each one on the forehead with the Sign of the Cross, using the whole hand, saying:*

(Name) the Christian community greets you joyfully again today with the Sign of Jesus' Cross, by which he has claimed you.

THE WORD OF GOD (LISTEN)

A team leader leads the group in the 'Listen' song.

Listen with your heart (action: point to ears then place hands crossed over heart)

Listen to the Good News (action: point to ears and hold out palms of hands)

Hear what God is saying (action: point to ears and point to sky)

To you and me (action: point to each other and yourself)

Repeat

Proclaimer of the Word:	Gospel: Reading from the letter of Paul to the Ephesians 1:1–14 (adapted) <i>The Word of the Lord</i>
-------------------------	--



All: *Thanks be to God.*
Return the Bible to its place on the table.

Questions:

Presider:

- What did you hear in this reading?
- How do you feel about what God is saying to you?
- Paul wrote this to his friends in Ephesus 2000 years ago. What are some of the wonderful things Paul wanted them to remember?
- Why do you think Paul said, “We have been marked and sealed with the Spirit of Jesus”? (he wanted them to know what wonderful power they have – to live and love like Jesus)

RITES OF SEALING AND SIGNING (DO)

Come, Holy Spirit, fill the hearts of your faithful and enkindle in them the fire of your love.

Presider: *The children will be called by name to step forward. The Presider says:*
 (Name), may the Spirit of Jesus seal your heart with love.

REFRESHMENTS

REFLECTING ON THE CELEBRATION

Questions:

Presider:

- What did you like most about tonight?
- What did you learn about the Holy Spirit?
- What will you remember especially about tonight?
- Do you know anyone whose life shows the gift of God’s Spirit shining through?
 You can’t see the Spirit, but you can see what the Spirit is doing in that person.

Ask for a child volunteer to come and open the wax sealed envelope.

As the envelope is being opened, ask the child to tell everyone what’s inside (“Balloons”).

Point out that when the balloon is being blown up we don’t see our breath, but we do see the balloon expand. So it is with the Holy Spirit, when we open ourselves to God, God’s Spirit helps our hearts to expand with His love.

Hand out the balloons for the children to take home



CONTINUING THE JOURNEY AT HOME

- Talk about what will happen when the children are confirmed.
- Discuss the words and actions of the ritual.
- Read at home together “Breathe on Me, Breath of God” (page 29, *Come Spirit of God*, Family Book).
- Pray the “Come Holy Spirit” prayer each day:

Come, Holy Spirit, fill the hearts of your faithful and enkindle in them the fire of your love.

CLOSING RITUAL

Leader:	Blessed be God! O blessed be God!
All:	<i>Blessed be God! O blessed be God!</i>
Leader:	Who calls you by name.
All:	<i>Who calls you by name.</i>
Leader:	Holy and chosen one!
All:	<i>Holy and chosen one!</i>
Response:	Blessed be God! O blessed be God!
	<i>Blessed be God! O blessed be God!</i>



Ritual Session 11 (3rd Sunday in Ordinary Time)

GIFTS AND FRUITS OF THE HOLY SPIRIT

Focus

This session is about making choices. Together with our parents, we are making another important choice. We are choosing to complete the Sacraments of Initiation and thereby become full members of our Church family. It is a very important choice.

While we are growing up in the Church, God's love strengthens us through the actions of the Holy Spirit. The Holy Spirit guides us, giving us courage and peace, leading us to trust in God's love. We celebrate the presence of the Holy Spirit in the Sacrament of Confirmation.

Note to Catechist

Sometimes the Holy Spirit's presence may be difficult to understand. We can imagine God as a 'Father' or a 'Mother'. We can relate to Jesus, who shares our experience of human existence. The Holy Spirit seems more elusive. Who is the Holy Spirit? And when does that Spirit come into our lives?

The Holy Spirit is not an abstract concept. To speak about the Holy Spirit is to speak about our *experience* of God. We experience God as mystery—a caring presence who is beyond our full understanding. We experience God as sharing our human history in Jesus of Nazareth. Likewise, we experience God as deep within us, in our hearts, as the intimate presence of love. Traditionally, we have named these experiences of God as "Father, Son, and Holy Spirit".

God is present to us in all of life. Whenever we see something as beautiful, or recognize truth, or act out of goodness, we are living in union with God's Holy Spirit.

Each of the Sacraments celebrates some work of the Holy Spirit in and among us. In this sense, we can speak of "receiving" the Spirit in each of them. Paradoxically, we receive what is already there for us.

Parents know that their love for their children is present even before they give them a kiss or a hug. Similarly, in the Sacraments, God's Spirit is already present even as we celebrate. Just as a kiss and a hug make tangible the love one feels so, too, the Sacraments make real and tangible the work of the Holy Spirit in our lives.

In Confirmation, we celebrate the work of the Holy Spirit in the Church. Intimately related to Baptism and Eucharist, Confirmation does not add a gift of the Spirit that was not there before. One who is baptized into a relationship with Jesus Christ is intimately bound by the Holy Spirit to a community of faith (Church). The Spirit of Jesus makes us one family, one community of faith, which gives thanks to God in the Eucharist.

The original minister of the Sacrament of Confirmation is the Bishop. In certain circumstances, a Priest (who shares the Sacrament of Holy Orders with the Bishop) may confirm. The Bishop, however, holds a unique place in the Catholic Church. He is the sign of the unity of the Church. By his very presence he reminds us that we belong to a community of faith that is larger than just our parish or our family or even of all believers alive today.

Supplies and Environment



- Name tags
- A chair, mat or cushion for each person present
- A Cross
- A Bible or Lectionary
- A bowl of water
- Oil of Chrism
- White Garment
- Candle
- Baptismal Register
- Brown paper bag, one for each family, or box with supplies:
 - A sticker of a grad hat, or an owl, etc. (The Gift of Wisdom)
 - Knotted Pretzel and a straight Pretzel (The Gift of Understanding)
 - “I am OK” badge (The Gift of Right Judgment)
 - Smarties (The Gift of Knowledge)
 - Gum (The Gift of Courage)
 - Star Pencil (The Gift of Wonder and Awe)
 - Feather or a Sea Shell (The Gift of Respect or Reverence)
 - White Sealed Envelope and an Open Envelope
 - Fruits of the Spirit (list on a piece of paper)
- Music
- Refreshments

Prepare the Ritual Area

- Arrange as in last session

GATHERING

Welcome / Introductions

Leader:	<i>Raise arms straight up twice with energy and vigour</i>
	Blessed be God! O blessed be God!
All:	<i>Blessed be God! O blessed be God!</i>
Leader:	<i>Cups hands around mouth</i>
	Who calls you by name.
All:	<i>Who calls you by name.</i>
Leader:	<i>Sign of the cross</i>
	Holy and chosen one!
All:	<i>Holy and chosen one!</i>



Explain that in this session we will be looking at the Gifts and Fruits of the Spirit:

God's Spirit lives deep down inside each of us. We can't see the Holy Spirit but we do know Holy Spirit is there. Just like the wind, we can't see it either, but we can see what it does:

- How it moves clouds across the sky.
- How it keeps kites up in the air.
- How it blows leaves from the trees.

We can see the work of the wind, but we can't actually see the wind. In the same way we can't see the Spirit but we can see the work of the Spirit:

Leader:

- When we have the inner urge to act with goodness and generosity.
- To tell the truth when it's much easier to lie.
- When we forgive someone who's hurt us terribly – that's the Holy Spirit working within us.
- The Holy Spirit helps us to pray when we're not sure what to say.

When the Holy Spirit works within us, we're like a tree that bears fruit, only our fruit isn't apples or oranges; our fruit is,

- Love
 - Joy
 - Peace
 - Patience
 - Gentleness
 - Goodness
-

Ritual Experience

PROCESSION (COME)

The processing will consist of the following:

- A candidate to carry the Cross
- A candidate to carry the cloth(s)
- A candidate to carry the Lectionary or Bible
- A candidate to carry a bowl of water
- A candidate to carry the Oil of Chrism
- A candidate to carry a nicely wrapped box

The team leader will ask those selected for the procession to go to the back of the room where someone waits to hand them the objects they will carry.



Invite the group to silent prayer.

Presider:	<i>In the name of the Father+, and of the Son, and of the Holy Spirit.</i>
All:	<i>Amen.</i>
	Let us pray for the gift of God's Spirit as we together we continue our journey to the Table of the Lord.
	Loving God, you gather us to celebrate and to give thanks for the breath of your Spirit in our lives. Bless us now, and bless our prayer table.
	<i>One candidate spreads the cloth on the table</i>
	May this table be a sign that we are all one family sharing our life together.
	<i>The Cross bearer holds the Cross high and, after the prayer below, places the Cross on the table.</i>
Presider:	May this cross always be a sign to us of your great love.
	<i>The Book bearer holds the Lectionary (or Bible) high and, after the prayer below, places the book on the table.</i>
	May the Word be rich food for our minds and hearts.
	<i>Candidate holds the bowl of water high and, after the prayer below, places the bowl on the table.</i>
	May this water remind us of our Baptism.
	<i>Candidate holds the Oil of Chrism high and, after the prayer below, places the Oil on the table.</i>
	May this Oil remind us that your Holy Spirit is with us. We make this prayer through Jesus, your Son, who lives with you and the Holy Spirit, forever and ever.
All:	<i>Amen.</i>
	On the day of your Baptism you were claimed for Christ. As you prepare to celebrate the Sacraments of Confirmation and Eucharist, the Christian community holds you in its heart. Remember that God loves you.
Presider:	<i>The Presider goes to each one present, and signs each one on the forehead with the Sign of the Cross, using the whole hand, saying:</i>
	(Name) the Christian community greets you joyfully again today with the Sign of Jesus' Cross, by which he has claimed you.



THE WORD OF GOD (LISTEN)

A team leader leads the group in the ‘Listen’ song.

Listen with your heart (action: point to ears then place hands crossed over heart)

Listen to the Good News (action: point to ears and hold out palms of hands)

Hear what God is saying (action: point to ears and point to sky)

To you and me (action: point to each other and yourself)

Repeat

Gospel: Reading from the letter of Paul to the Corinthians (1 Corinthians 12:4, 7–11)

Proclaimer of the Word: “There are different kinds of gifts, but the same Spirit ...”

The Word of the Lord

Thanks be to God.

All:

Return the Bible to its place on the table.

Take the box from the prayer table and gather the children together. Ask the children what they think is in the box.

Pull out:

- A sticker of a grad hat, owl, etc. – The Gift of Wisdom
“For the Lord gives Wisdom...” Proverbs 2:6

The Holy Spirit gives us this gift. This gift helps us make right decisions and guides us from doing wrong. A wise person knows what to do in many situations. A wise believer sees the people and events of human history fitting together in the large plan of God’s love.

Presider:

- Knotted pretzel and a straight pretzel – The Gift of Understanding
“Give me understanding that I may keep your law and observe it with my whole heart.” Psalm 119:34

The Holy Spirit gives us this gift. It helps us to untie the knots to straighten out our lives when we have problems. Understanding is the gift of thinking and reflecting on experience. It is letting the Word of God have room in our lives.

- “I am OK” badge – The Gift of Right Judgment
You guide me with your counsel...” Psalm 73:24

The Holy Spirit gives us this gift. It encourages us to talk things over and leads us in knowing what is right and wrong and how to be courageous in doing what is right, that will let us feel comfortable with ourselves afterwards.



- Smarties – The Gift of Knowledge

“He gives wisdom to the wise and knowledge to those who have understanding.” Daniel 2:21

The Holy Spirit gives us this gift. It helps us to know ourselves and the world around us. It helps us to know where our faith is leading us and what our church is about. It is the gift that makes us smart about ourselves.

- Gum – The Gift of Courage

“Be strong in the Lord and in the strength of his power.” Ephesians 6: 10

The Holy Spirit gives us this gift. It helps us to walk out into the world and feel prepared. It gives us the “stick-to-it feeling” to stand up for what we believe. Courage is the strength to do what is not always easy, to stand up for the unpopular, and to speak the truth.

- Star Pencil – The Gift of Wonder and Awe

“...their Saviour who had done great things in Egypt, wondrous works in the land of Ham, and awesome deeds by the Red Sea. Psalm 106:22

The Holy Spirit gives us this gift. It keeps us awestruck by the power and beauty of God in all our lives. Wonder and awe explode like a starburst when we let the Holy Spirit into our lives.

- Feather or a Sea Shell – The Gift of Respect or Reverence

“...let us give thanks, by which we offer to God an acceptable worship with reverence and awe.” Hebrews 12:28

The Holy Spirit gives us this gift. It helps us to see God in everything around us. Reverence is the gift of honouring God and others. It teaches us to treat our fragile world gently.

- White Sealed Envelope and an Open Envelope

Which envelope do we want be like? In order for the Holy Spirit to work in us, we must be open.

- Fruits of the Spirit

When we are open we become alive and we are like the fig tree in the parable (Luke 13:6 9) – we produce good fruit.

The fruits of the spirit are: Charity, peace, kindness, gentleness, self-restraint, joy, patience, faithfulness, goodness.

Demonstrate by putting all of the above into the open envelope. Pretend to close the envelope – what happens to the gifts inside? Can they be seen by others?



REFRESHMENTS

REFLECTING ON THE CELEBRATION

Questions:

Presider:

- What did you like most about tonight?
 - What did you learn about the Holy Spirit?
 - What will you remember especially about tonight?
-

CONTINUING THE JOURNEY AT HOME

- Take time to read the handout on the Gifts of the Spirit and again break it open as a family.
- Look up in your Bible the references that have been quoted.

CLOSING RITUAL

Leader: *Raise arms straight up twice with energy and vigour*

Blessed be God! O blessed be God!

All: ***Blessed be God! O blessed be God!***

Cups hands around mouth

Leader: **Who calls you by name.**

All: ***Who calls you by name.***

Sign of the cross

Leader: **Holy and chosen one!**

All: ***Holy and chosen one!***



4th Sunday in Ordinary Time (Cycle A)

(Green Cloth)



Welcome: "Good morning boys & girls. Welcome!"

Announcements: Make any necessary announcements before the liturgy begins.

Candles: Select one child to help light the candles.

Song: *Open Our Hearts* (by Christopher Walker)

Sign of the Cross: Lead the children in making the Sign of the Cross.

First Reading: "This is a reading from the prophet Zephaniah."

(Readings may be proclaimed by a parent)

The Sunday Book of Readings Adapted for Children, p. 74

"The Word of the Lord."

Children: "Thanks be to God."

Responsorial Psalm: **Children's Response:** "God loves and cares for all of us."

Verse 1: "You love the poor; you love the needy. You give them help; you care for them."

Verse 2: "Teach us to love the poor and needy, to give them help, to care for them."

(Pause in silence for a moment)

Alleluia: Sing the Alleluia together.



Gospel: "This is a reading from the Gospel of Matthew."

Children: "Glory to you, Lord." *(Three crosses - Lord be in my thoughts, in my words, and in my heart)*

The Sunday Book of Readings Adapted for Children, p. 75

"The Gospel of the Lord."

Children: "Praise to you, Lord Jesus Christ."

Dialogue: "The readings today focus on people who are poor and humble."

"In the first reading, the prophet speaks on behalf of God. God told the people to be humble and treat people with justice. Do you know what 'humble' means?" (**share**) "Humble is not to be too proud, not to be arrogant, not to brag about yourself. If a hockey player scores a



goal and brags about it, he is not being humble. If a hockey player scores a goal and says that he did it with the help of his teammates, then he would be humble. Do you remember what would happen to people who were not humble?" (**share** - they would be punished) "God wants people to be humble, to be honest."

"In the Gospel, Jesus went up on a mountain to teach his disciples.

For each statement that Jesus made, tell me how you could act:

'blessed are people...

- ...who know they need God' (**share** - pray, ask for help)
- ...who are sad now' (**share** - live, have sad and happy experiences)
- ...who are humble' (**share** - don't brag, be thankful)
- ...who work for justice' (**share** - be fair, help those unfairly treated)
- ...who show mercy to others' (**share** - care about those in need)
- ...who have pure hearts' (**share** - love God and care for others)
- ...who make peace' (**share** - show friendship, don't argue)
- ...who suffer for doing what is right' (**share** - stand by your beliefs)

"It is not easy to do all that Jesus wants us to. Believing in God is not always easy. Jesus wants us to be loving, caring people. This week, try to do one or two things that you know is how Jesus would want you to be.

Intentions:

"Let us pray: (*The intentions may be read by the children*)

That we remember what Jesus asks of us...to be loving and caring, we pray to the Lord.

Children: "Lord, hear our prayer."

For those who are sad and lonely, we pray to the Lord.

Children: "Lord, hear our prayer."

Encourage the children to share their own intentions.



Song:

Choose from *Catholic Book of Worship III*, your parish hymnal, or other sourced song book. Be sure it is related to the theme of today.

Closing:

Discuss the Home Assignment and select readers for the following week; all parents should be encouraged to read next week's readings with their children.



Name: _____

Date: _____

HOME ASSIGNMENT

4th Sunday in Ordinary Time (Cycle A)

1. Describe a time when you did a good thing. Tell whether you were humble or whether you bragged about what you had done.

2. What do you think is the hardest thing about believing in God? Does getting to know Jesus, who is God, help you to understand how God wants us to live?

3. Draw a picture of a person doing something (like a hockey player scoring a goal) and bragging. Then draw the same person being humble.

--	--



5th Sunday in Ordinary Time (Cycle A)

(Green Cloth)



Welcome: "Good morning boys & girls. Welcome!"

Announcements: Make any necessary announcements before the liturgy begins.

Candles: Select one child to help light the candles.

Song: *Open Our Hearts* (by Christopher Walker)

Sign of the Cross: Lead the children in making the Sign of the Cross.

First Reading: "This is a reading from the prophet Isaiah."

(Readings may be proclaimed by a parent)

The Sunday Book of Readings Adapted for Children, p. 76

"The Word of the Lord."

Children: "Thanks be to God."

Responsorial Psalm: **Children's Response:** "You are the light that shines in our lives."

Verse 1: "We are blessed when we live by your Word."

Verse 2: "We are blessed when we give to the poor."

Verse 3: "We are blessed when we help those in need."

Verse 4: "We are blessed when we do what is just." *(Pause in silence for a moment)*

Alleluia: Sing the Alleluia together.



Gospel: "This is a reading from the Gospel of Matthew."

Children: "Glory to you, Lord." *(Three crosses - Lord be in my thoughts, in my words, and in my heart)*

The Sunday Book of Readings Adapted for Children, p. 77

"The Gospel of the Lord."

Children: "Praise to you, Lord Jesus Christ."

Dialogue: "The readings today focus on doing good things for others."

"In the first reading, there are suggestions as to how we could help others. What should we do for the hungry?" (**share** - share our bread) "What should we do for the homeless?" (**share** - give them a place to live) "What should we do with our clothes?" (**share** - give



them to anyone who needs them) "God also asks us to be kind to our family. How could we do that?" (**share** - don't argue or fight with our brothers and sisters, do chores without complaining, do homework, etc.) "God asks us to be like the morning light, shining brightly after the darkness of night. So when things are difficult, we are asked to shine a light on the darkness and bring about something good. Light is often used when referring Jesus."

"Do you have a night light in your home?" (**share**) "Why do some children have a night light?" (**share** - they are afraid of the dark) "Do you have lamps in your home? Why?" (**share** - so we can see in the darkness) "Have you ever used a flashlight?" (**share**)

"Jesus tells us that we are the light of the world. He tells us that we must let our light shine for others to see. When we were baptized, we received a baptismal candle. We received the light of Christ in our Baptism and now we can be light for others. Others will see our light shining when they see the good works we do. We need to be loving children for our parents and good friends with other children. This week, try to be a light for others."

Intentions:

"Let us pray: (*The intentions may be read by the children*)

For Jesus coming to be our light, we pray to the Lord.

Children: "Lord, hear our prayer."

For calling us to be lights for others, we pray to the Lord.

Children: "Lord, hear our prayer."

Encourage the children to share their own intentions



Song:

Choose from *Catholic Book of Worship III*, your parish hymnal, or other sourced song book. Be sure it is related to the theme of today.

Closing:

Discuss the Home Assignment and select readers for the following week; all parents should be encouraged to read next week's readings with their children.



Name: _____

Date: _____

HOME ASSIGNMENT

5th Sunday in Ordinary Time (Cycle A)



1. Jesus is called the Light of the World. How do you think Jesus is like 'light'? How does Jesus act like 'light'?

2. What is something that you can do this week that would help someone else - something that would make you a light for them?

3. Draw pictures of different kinds of lights that are in your house. These lights prevent us from being in the dark.



6th Sunday in Ordinary Time (Cycle A)

(Green Cloth)



Welcome: "Good morning boys & girls. Welcome!"

Announcements: Make any necessary announcements before the liturgy begins.

Candles: Select one child to help light the candles.

Song: *Open Our Hearts* (by Christopher Walker)

Sign of the Cross: Lead the children in making the Sign of the Cross.

First Reading: "This is a reading from the book of Sirach."

Readings may be proclaimed by a parent)

The Sunday Book of Readings Adapted for Children, p. 78

"The Word of the Lord."

Children: "Thanks be to God."

Responsorial Psalm: **Children's Response:** "With all my heart I turn to you."

Verse 1: "Teach me your ways and I will follow you."

Verse 2: "Your word, O God, is good and true."

Verse 3: "Help us all to follow you." (*Pause in silence for a moment*)

Alleluia: Sing the Alleluia together.



Gospel: "This is a reading from the Gospel of Matthew."

Children: "Glory to you, Lord." (*Three crosses - Lord be in my thoughts, in my words, and in my heart*)

The Sunday Book of Readings Adapted for Children, p. 79

"The Gospel of the Lord."

Children: "Praise to you, Lord Jesus Christ."

Dialogue: "The readings today remind us to obey God's laws. Do you remember from the story of Moses, in the Old Testament, what God's laws were called?" (**share** - the commandments) "Do you remember any of the commandments?" (**share** - "remember the Lord's Day -Sunday", "honour your mother and father", "do not steal"... These are some of the ways God wanted his people to live.



"In the first reading, the prophet Sirach reminds us that it is our choice whether we listen to God or not. "Why do you think some people choose to do hurtful things?" (**share** - maybe they have been hurt by others. Maybe they don't know about God's love for them)

"In the Gospel we hear more about the commandments. Jesus tells the disciples that he came to explain the Ten Commandments. One of the commandments says that we shouldn't hurt anyone. But Jesus told us that we had to go further than that. Do you remember what he said?" (**share** - don't even stay angry at anyone) "Jesus wants us to do what is right, not only on the outside but inside our hearts. Jesus wants us to do more than just avoid being hurtful, we should live in peace with everyone. What do you think that means?" (**share** - don't argue with anyone, don't say bad things about others, don't make fun of people, etc.)

"Are there times when you have had arguments with your friends or somebody has said something mean about you?" (**share** - there are times when we are upset with our friends and sometimes we say mean things back to them because we are hurt and angry. Jesus wants us to avoid these situations and not let our hearts be filled with hatred. It's very difficult to be nice to people who have been mean to us. It's not easy to forgive people who say things that hurt our feelings. But Jesus wants us to try to always have love in our hearts - on the inside, not just the outside. Jesus will help us to do this. This week, try to show love and kindness to everyone."

Intentions:

"Let us pray: (*The intentions may be read by the children*)

That we choose to be like Jesus teaches us, to be loving.
We pray to the Lord.

Children: "Lord, hear our prayer."

That we forgive those who hurt us, we pray to the Lord.

Children: "Lord, hear our prayer."

Encourage the children to share their own intentions



Song:

Choose from *Catholic Book of Worship III*, your parish hymnal, or other sourced song book. Be sure it is related to the theme of today.

Closing:

Discuss the Home Assignment and select readers for the following week; all parents should be encouraged to read next week's readings with their children.



Name: _____

Date: _____

HOME ASSIGNMENT

6th Sunday in Ordinary Time (Cycle A)

1. Describe a time when someone was mean to you. How did you handle this situation and treat the person that was mean to you?



2. Why do you think "thou shalt not steal" is such an important law that it is one of the Ten Commandments?

3. Draw a picture of Moses coming down from Mount Sinai with the two tablets showing the Ten Commandments.

A large, empty rectangular box with a blue border, intended for a drawing of Moses coming down from Mount Sinai with the Ten Commandments.



7th Sunday in Ordinary Time (Cycle A)

(Green Cloth)



Welcome: "Good morning boys & girls. Welcome!"

Announcements: Make any necessary announcements before the liturgy begins.

Candles: Select one child to help light the candles.

Song: *Open Our Hearts* (by Christopher Walker)

Sign of the Cross: Lead the children in making the Sign of the Cross.

First Reading: "This is a reading from the book of Leviticus."

(Readings may be proclaimed by a parent)

The Sunday Book of Readings Adapted for Children, p. 80

"The Word of the Lord."

Children: "Thanks be to God."

Responsorial Psalm: **Children's Response:** "I will stay close to you, my God."

Verse 1: "When I'm feeling angry."

Verse 2: "When I'm feeling hurt."

Verse 3: "When I don't understand what you want me to do." *(Pause in silence for a moment)*

Alleluia: Sing the Alleluia together.



Gospel: "This is a reading from the Gospel of Matthew."

Children: "Glory to you, Lord." *(Three crosses - Lord be in my thoughts, in my words, and in my heart)*

The Sunday Book of Readings Adapted for Children, p. 81

"The Gospel of the Lord."

Children: "Praise to you, Lord Jesus Christ."

Dialogue: "The readings today continue the thoughts of the past weeks...that we should behave as God asks us to behave."



"In the first reading, God speaks to Moses again. Do you remember what God had given to Moses - something we talked about last week?" (**share** - the Ten Commandments) "What did God want Moses to tell the people this time?" (**share** - love God, don't stay angry with people, don't try to get even, etc.) "God wants us to love our neighbours as we love ourselves. When God says 'our neighbours', who does he mean?" (**share** - not just the people living next door, everyone in the world) "God wants us to love everyone and treat everyone the way we love and treat ourselves."

"In the Gospel, we hear more about loving our neighbours. But we also hear about loving our enemies. That is much more difficult. We often meet people in our lives who we don't like, usually because they are not nice to us. Can you think of a time when someone was mean to you?" (**share**) "It would be very hard to be nice to someone who is mean to us! But that is exactly what Jesus wants us to do."

"God loves all of us at all times, when we are nice and when we are not so nice. So, he expects us to do the same...love everyone, even the people who are mean to us. This can be very difficult. Jesus helps us to do this. This week, see if you can try to be the best person you can be and be nice to everyone."

Intentions:



"Let us pray: (*The intentions may be read by the children*)

That we love our neighbours as we love ourselves, we pray to the Lord.

Children: "Lord, hear our prayer."

That we forgive those who hurt us and be kind to them, we pray to the Lord.

Children: "Lord, hear our prayer."

Encourage the children to share their own intentions

Song:

Choose from Catholic Book of Worship III, your parish hymnal, or other sourced song book. Be sure it is related to the theme of today.

Closing:

Discuss the Home Assignment and select readers for the following week; all parents should be encouraged to read next week's readings with their children.



Name: _____

Date: _____

HOME ASSIGNMENT

7th Sunday in Ordinary Time (Cycle A)

1. God told Moses that we should tell people when they do something wrong. Give an example of when you could tell someone that they're doing something that you don't like.



2. Jesus wants us to love those who hurt us. What do you think is the hardest part about being nice to those who hurt us?

3. Draw a picture of someone doing something nice for "a neighbour".



8th Sunday in Ordinary Time (Cycle A)

(Green Cloth)



Welcome: "Good morning boys & girls. Welcome!"

Announcements: Make any necessary announcements before the liturgy begins.

Candles: Select one child to help light the candles.

Song: *Open Our Hearts* (by Christopher Walker)

Sign of the Cross: Lead the children in making the Sign of the Cross.

First Reading: "This is a reading from the prophet Isaiah." (*Readings may be proclaimed by a parent*)

The Sunday Book of Readings Adapted for Children, p. 82

"The Word of the Lord."

Children: "Thanks be to God."

Responsorial Psalm: **Children's Response:** "Like a child rests in its mother's arms, so will I rest in you."

Verse 1: "My God, I trust in you. You care for me; you give me peace."

Verse 2: "O Israel, trust in God; now and always trust in God." (*Pause in silence for a moment*)

Alleluia: Sing the Alleluia together.



Gospel: "This is a reading from the Gospel of Matthew."

Children: "Glory to you, Lord." (*Three crosses - Lord be in my thoughts, in my words, and in my heart*)

The Sunday Book of Readings Adapted for Children, p. 83

"The Gospel of the Lord."

Children: "Praise to you, Lord Jesus Christ."

Dialogue: "The readings today focus on God's love for us."

"In the first reading, the people of Jerusalem were worried. Do you remember what they were worried about?" (**share** - that God had forgotten about them) "Do you remember what God said to them?" (**share** - that he would not forget them, he loves them like a mother)



"What things does a mother do to take care of her child?" (**share** - feed, clothe, make a comfortable home, etc.) "Do you think that made the people of Jerusalem feel better?" (**share**) "The people of Jerusalem would have been comforted by the fact that God would love them like a mother. A mother would never forget her child and would always do what was best for her child. That would surely have made the people of Jerusalem feel better."

"In the Gospel, Jesus spoke to his disciples. He tried to make them understand that God will always take care of us. He compared us to birds and flowers. Jesus said that they do not worry about things...they just live and be true to themselves, being a bird and being a flower. So with this, Jesus reminds us not to worry about things...trust that He will take care of us.

Jesus said all of these things so that we wouldn't spend time worrying, rather spend our time thinking of others, caring about others and loving others.

Intentions:



"Let us pray: *The intentions may be read by the children*)

That we trust God so that we don't worry about things, we pray to the Lord.

Children: "Lord, hear our prayer."

That in our trust, we show others how to believe in Jesus love for us, we pray to the Lord.

Children: "Lord, hear our prayer."

Encourage the children to share their own intentions

Hymn:

Choose from *Catholic Book of Worship III*, your parish hymnal, or other sourced song book. Be sure it is related to the theme of today.

Closing:

Discuss the Home Assignment and select readers for the following week; all parents should be encouraged to read next week's readings with their children.



Ritual Session 12 (8th Sunday in Ordinary Time)

PREPARING FOR ASH WEDNESDAY

Adapted from *Blessings and Prayers through the Year* by Elizabeth McMahon Jeep, Liturgy Training Publications, pp 123–124

Note to Catechist

The days before Ash Wednesday are the time of carnival. In many cities of the world, there are parades with elaborate floats, gaudy street decorations in gold, green, and purple, and crazy costumes. Carnival is a time to be playful. It is a burst of color, energy, and enjoyment before the serious business of Lent begins.

People often wear brightly decorated masks as a way to show that Lent will be a time to put aside our ways of hiding who we are and what we really think. It may be difficult to stop pretending, so before Lent begins we relax and poke fun at ourselves with silly masks and practical jokes.

In the past, adults gave up eating meat for the whole of Lent. The word “carnival” means “good-bye to meat” in Latin. So Carnival, especially the last day before Ash Wednesday, was an opportunity to finish off your supply of good meat and gravy and rich pastries.

Carnival ends with Mardi Gras. These are the French words for “Fat Tuesday,” A day when many people eat pancakes running with butter and syrup. In Russia they are often covered with sour cream and caviar. Doughnuts are also a favorite, especially in Poland and are filled with jelly and custard. Hot cross buns and pretzels are also traditional foods for Mardi Gras.

Prepare the Ritual Area

- Arrange as in last session

GATHERING

Gathering Song

‘Children of God’ – Christopher Walker

‘Though we are many’ – Bernadette Farrell

Opening Prayer

Leader:	Blessed are you, Lord our God, Ruler of the universe, for giving us this season of grace and happiness.
	Blessed be God forever.
All:	<i>Blessed be God forever.</i>
Leader:	Loving God, we thank you for the promise that springtime will follow these last days of winter. We thank you for the promise that Easter will follow the hard work of Lent. We thank you for this (day) evening and the choice to rejoice together. We thank you through Christ our Lord,
All:	<i>Amen.</i>



Decorations for making masks are placed on the table.

Invite the children to make a mask using paper plates, etc. The mask represents or symbolizes a value or quality the child would like to make a bigger part of his or her life. Choices of masks could be:

- Rabbit – to show that he/she wants to move a little faster, especially regarding homework, and chores.
- Clown – to show that he/she wants to be happier
- Ant – to show that he/she wants to be more industrious
- Tortoise – to show that he/she wants to slow down
- Flower – to show that he/she wants to grow and be more open.
- Elephant – to show that he/she wants to slow down
- Or, the child may have his or her own idea.

After all the masks are made, the children will be invited to share the meaning of the mask that they have made.

Suggest that the mask be placed in a prominent position in their home during the season of Lent to remind the children of that quality they hope to grow in which makes them more like Jesus.

REFRESHMENTS

Note to Catechist

Ash Wednesday is the first day of Lent. On that day many Christians receive a cross of ashes on their foreheads. This powerful sign has been used by God's people for hundreds of years. The cross of ashes tells friends and neighbors that we know we are not perfect. We do not always love God as we should, and we do not always act with love and care toward those around us. On Ash Wednesday we own up to that and begin a six week period of reflection, prayer, fasting, and almsgiving. The cross is a sign of suffering, but suffering that can strengthen and redeem. Ashes are a sign of death, the event that will someday bring each of us face to face with our loving and forgiving God.

Ritual Experience

To the ancient peoples of the Old Testament, ashes took on some very important meanings, let's be attentive to this reading:

A Reading from the Book of Genesis 18:27

Point out the following:

Presider: We see Abraham when he spoke to the Lord "see how I am presuming to talk to my Lord, even though I am but dust and ashes"

In the book of Job, we see where he sat down in the ashes to mourn and to do penance. Sometimes people who did penance wore sackcloth and sprinkled ashes on their heads.

Ashes represent helplessness – we are completely dependent on God who can do all things.



On another table have the following: palms saved from last year's Palm Sunday celebration; the Sacred Oils that were blessed and consecrated during Holy Week of last year; cotton balls on a paper plate (and of course the barbecue is placed outside the door)

Ask the children what these symbols mean.

This is an opportunity to remind the children and parents of the wonderful celebration of The Blessing of the Oils at the Cathedral and how the sacred oils are used in the parish.

Presider:

It is also a time to share with the children and their families how the Church disposes of the blessed palms which were used the previous year on Palm Sunday and the left over sacred oils.

Say:

These palms are burned to make the ashes used on Ash Wednesday. They will be blessed by our pastor, Fr. (Name), and distributed to the whole community.

THE WORD OF GOD (LISTEN)

A team leader leads the group in the 'Listen' song.

Listen with your heart (action: point to ears then place hands crossed over heart)

Listen to the Good News (action: point to ears and hold out palms of hands)

Hear what God is saying (action: point to ears and point to sky)

To you and me (action: point to each other and yourself)

Repeat

A reading from the Prophet Joel (Joel 2:12–13, 15–17).

Proclaimer of the Word: The Lord said, "It isn't too late. You can still return to me with all your heart. Turn back to me with broken hearts. I am merciful, kind, and caring. Sound the trumpet on Zion! Call the people together. Bring adults, children, babies, and even bring newlyweds from their festivities. Offer this prayer near the altar: "Save your people, Lord God!"

The Word of the Lord

Thanks be to God.

All:

Return the Bible to its place on the table.

Raise some of the palms.

Presider: A year ago we held these palms and sang "Hosanna" to Jesus our Messiah. We marched in procession to show that we would always follow Him. Now, we are going to burn these palms and renew our promise to always follow Him.

Also, at this time we are going to burn the Palms that have been left over from last year.



Song:	An appropriate song may be included at this point, if so desired.
	Merciful God,
Leader:	Bless our journey through the dessert of Lent and to the Baptismal waters of rebirth. May our fasting be a hunger for justice, our alms, a making of peace; our prayer, the chant of humble and grateful hearts. All that we do and pray is in the name of Jesus, for in His cross you proclaim your love now and forever.
All:	<i>Amen.</i>
Leader:	We will now sign ourselves with the Sign of the Cross.



Name: _____

Date: _____

HOME ASSIGNMENT

8th Sunday in Ordinary Time (Year A)

1. The people of Jerusalem thought God had forgotten them, so God said he was like a mother who never forgets her child. Do you think that made the people of Jerusalem feel better? Why?



2. Jesus wants us to know that God loves and cares for us. How do you know that God loves and cares for you?

3. God provides for us, just like he provides for birds and flowers. Draw a picture of a bird with enough food and a wild flower looking beautiful.

A large, empty rectangular box with a blue border, intended for a drawing of a bird and a wild flower.



Year 2 Cycle C/A Scope and Sequence Review Chart

The Liturgical Season of Advent / Christmas (Year A)

Catechetical Focus:	Scriptural References	Knowledge and Understanding: (Cognitive Level)	Skills: (Practical Level)	Values and Attitudes: (Affective Level)	Lectionary Readings Cycle A
The Holy Spirit, the Giver of Life draws us to Christ		<i>The child knows...</i>	<i>The child can...</i>	<i>The child...</i>	Gospel Reading
<p>Advent</p> <p>Explore the notion of hope</p> <p>Present the Advent/Christmas Epiphany cycle through the scriptural stories of Isaiah, John the Baptist, Mary and Joseph</p> <p>Celebrate the Holy Spirit as the One who came to Isaiah, John the Baptist, Mary and Joseph</p> <p>Present the ministry of Jesus in the power of the Holy Spirit as a growing light in the darkness</p>	<p>Advent</p> <p>Isaiah 9:2 <i>The people who walked in darkness have seen a great light</i></p> <p>Lk 1: The story of John the Baptist: hope in a time of darkness</p> <p>Luke 2: The story of the birth of Jesus at night</p> <p>Mt 2: The visit of the Magi to Jesus, guided by a star</p> <p>Mk 1:8-10 <i>He will baptize you with the Holy Spirit</i></p>	<p>The narratives of Isaiah, John the Baptist and Mary</p> <p>Rituals celebrated during the time of Advent and Christmas</p> <p>The responses to the Angeles</p> <p>The Holy Spirit prompts us to give to the needy</p> <p>The Holy Spirit is at work everywhere to make light where there is darkness</p> <p>The Holy Spirit is present at all points in Jesus' birth and life</p>	<p>Grasp the meaning of hope in the midst of darkness</p> <p>Understand some of the symbols and prepare the rituals of Advent, Christmas and Ordinary Time</p> <p>Participate in group activities being sensitive to others when things are difficult</p> <p>Participate with their families in actions of sharing with others</p>	<p>Appreciates this season as a time of light and hope in darkness</p> <p>Appreciates the ministry of Jesus, in the power of the Holy Spirit, as a growing light in the darkness</p> <p>Retains hope in spite of difficult times</p> <p>Has a sense of the prayer of the liturgical seasons of Advent and Christmas</p>	<p>(1st Sunday of Advent) Mt 24:42-44 (2nd) Mt 3: 1-6, 11 (3rd) Mt 11:26 (4th) Mt 1:18-24 Christmas Jn 1:1-18 or Lk 2: 1-20 Holy Family Mt 2:13-15 Mary, Mother of God Lk 2:16-21 Epiphany Mt 2:1-12 Baptism of the Lord Mt 3:13-17</p> <p>(2nd Sunday) Ordinary Time Jn 1:29-34 (3rd) Mt 4:18-23,17 (4th) Mt 5:1-12 (5th) Mt 5:13-16 (6th) Mt 5:17, 20, 21-22a,23-24 (7th) Mt 5:43-48 (8th) Mt 6:24-34 (9th) Mt 7:21-27</p>



Our Faith Journey

Season of Lent

LESSON PLANS YEAR TWO

Lent – Passion / Palm Sunday

Year A





The Liturgical Season of Lent (Year A)

MAKING THE CONNECTION

The Sunday Readings for Year A, for the liturgical season of Lent and the expectations covered in the *Criteria for Catechesis* for children age eight serve as a guide in the lessons presented. We continue to guide children to know, contemplate, celebrate and live the love of the Trinity by recognizing the Holy Spirit as working through Jesus in his encounters with people. In these lessons, we help children make the connection between the Gospel message and their lives. The following outcomes should be covered:

Catechetical Outcomes

- Reinforce desired outcomes identified in the matrix that emphasize the catechetical focus (the Holy Spirit, the Giver of Life, draws us to Christ).
 - * Explore the notion of life and renewal of life
 - * Enter into the Lent/Easter cycle
 - * Celebrate the power of the Holy Spirit in bringing us forgiveness and reconciliation
 - * Participate in the mystery of Christ's death and the power of the Spirit raising Jesus to new life:
 - » *Luke's Story of the Passion with the narrative of the empty tomb*
 - » *Jesus sends the Spirit upon his disciples: "Receive the Holy Spirit. If you forgive the sins of any, they are forgiven them"*
 - » *I am the resurrection and the life*

Cognitive, Practical and Affective Outcomes

- The children will KNOW
 - * That creation is God's gift to us
 - * The importance and rituals of Lent and Easter
 - * The Holy Spirit helps us to become united with Christ again if we sin
 - * The importance of the Sacraments
 - * The Easter narratives
 - * The "Glory Be"
- The children will be able to DO the following
 - * Link the earth and the work of God's Holy Spirit
 - * Link Lent and Easter with the narrative of Jesus
 - * Recognize the need to forgive and be forgiven
 - * Participate in and contribute to the prayers and celebrations
 - * Forgive
 - * Care for the earth



- The children should demonstrate the following VALUES and ATTITUDES
 - * Gratitude for the gifts of the earth
 - * Appreciation for how in Lent and Easter one becomes involved with the narrative of Jesus
 - * Celebrates Lent and Easter at home and in the parish
 - * Participates in the Sacrament of Penance
 - * Has a desire to be forgiven and to forgive

Specific Lectionary Based Outcomes

- (1st Sunday) Jesus was tempted by Satan to put other things before God in his life
- (1st) We must trust in God above all other things
- (2nd) Peter, James and John are called to participate in God's plan of salvation
- (2nd) Jesus shows them not only what that will involve, but also what future glory that participation will bring
- (3rd) The story of Jesus and the woman at the well reminds us of the life-giving waters of baptism
- (3rd) The holy water at the entrance of the church is a symbol of the water used for baptism
- (4th) A man who was blind received physical healing and spiritual insight because of his faith
- (4th) We have two ways of seeing: with the eyes of our body and with the eyes of faith
- (5th) Martha, Mary and Lazarus were all good friends of Jesus and Jesus felt compassion when he saw how sad Martha and Mary were when Lazarus died
- (5th) Because of the women's faith, Jesus raised him to life
- (Passion/Palm Sunday) Hosanna is a shout in praise of God.
- (Passion/Palm Sunday) Jesus suffered and died because he loves us and wants us to live with Him forever in heaven
- We process with palms singing "Hosanna to God in the highest" as we recall Jesus' entry into Jerusalem



Ritual Session 13 (1st Sunday of Lent)

THE RITE OF ELECTION

The Rite of Election is ideally celebrated with the Bishop presiding; however, when this is not possible the Rite is celebrated in the local parish with the pastor attending.

After the homily ...

Presentation of the Catechumens

Leader:	Fr. (Name), I present our Catechumens (Names), who are completing their preparation for Christian initiation. As Easter approaches, they ask to be admitted to the Sacraments of Baptism, Confirmation and the Eucharist
Presider:	<i>Catechumens, I invite you to come forward now with your parents, godparents and sponsors.</i>

Affirmation by the parents, godparents, sponsors and assembly

Presider:	Parents, godparents, sponsors and members of this Community: these Catechumens have asked to be initiated into the sacramental life of the Church at the Easter Vigil. In the name of God's Church, I invite you to give your recommendation on their behalf.
	Have these Catechumens shown themselves to be sincere in their desire for Baptism, Confirmation and the Eucharist?
Response:	<i>They have.</i>
Presider:	Have they listened well to God's Holy Word?
Response:	<i>They have.</i>
Presider:	Have they tried to live as faithful followers of Jesus?
Response:	<i>They have.</i>
Presider:	Have they taken part in our Community's life of prayer and service?
Response:	<i>They have.</i>

Invitation and enrollment of names

	Catechumens, your catechists, sponsors and godparents have spoken in your favour. The Church in the name of Christ accepts their word and calls you to celebrate the Easter Sacraments.
Presider:	Now you must let the whole Church know that you have heard the Spirit of the Risen Christ calling you and that you want to follow Jesus the Christ.
	Therefore, do you wish to become full members of the Church through the Sacraments of Baptism, Confirmation and the Eucharist?
Catechumens:	<i>I do.</i>



Presider:	Then in the name of this community, we give voice to the call God has given each of you in your heart.
	<i>Leader will call out the names. The Catechumens will respond “Here I Am” and will move with their godparent(s) for inscription of names in THE BOOK OF THE ELECT.</i>
Choir:	<i>An acclamation is sung after each name is called.</i>

Act of admission or election

Presider:	(Name), I am happy to declare you among the Elect of God. You have been chosen to be initiated during the Easter Season through the Sacraments of Baptism, Confirmation and the Eucharist.
All:	<i>Thanks be to God.</i>
	God is always faithful to those who are called. I encourage you on your part, to try to know, love and serve the Lord more and more each day.
Presider:	<i>To godparents and community:</i> Friends, you have spoken in favour of these Catechumens. May the Lord bring joy to your hearts as you hear the desire for eternal life being voiced in these Elect. May you continue to bear witness to your faith by what you say and what you do, because your good example will influence these newly Elect.
All:	<i>Amen.</i>

Prayer over the Elect

	<i>With outstretched hands</i>
Presider:	Lord God, You have created and called all persons. Bless and guide these chosen ones; strengthen them in their vocation, call them into the kingdom of your Son, and seal them with the Spirit of your promise.
	<i>Presider will invite the Community to stand and extend their hands over the Elect</i>

Dismissal of the Elect

Presider:	Members of the Elect, this community now sends you forth to reflect more deeply upon the Word of God which you have shared with us today. Be assured of our loving support and prayers for you. We look forward to the day when you will share fully at the Lord’s Table.
	Amen
Choir:	<i>Will sing an appropriate song</i>

Creed Prayers of the Faithful

Mass continues as usual



Preparation Session (2nd Sunday of Lent)

THE PENITENTIAL RITE (SCRUTINY)

Note for Catechist

ACCORDING TO THE RITE (RCIA), THE PENITENTIAL RITE IS “A PROPER OCCASION FOR BAPTIZED CHILDREN OF THE CATECHETICAL GROUP TO CELEBRATE THE SACRAMENT OF RECONCILIATION FOR THE FIRST TIME” (#293).

This preparation session uses the images that emerge from the prayers and readings of the Second Scrutiny (celebrated on the Fourth Sunday of Lent). This session would take place on the Third Sunday of Lent. It is best if it is celebrated outside Mass.

Needed

- a prayer table
- cloth
- Cross
- Candle
- Lectionary

Introductory Rites

1. Song
2. Greeting
3. Opening Prayer

God of Power, look upon these, your children, as they deepen their understanding of the Gospel. Grant that they may come to know and love you with receptive minds and generous hearts. Teach them through this time of preparation and enfold them within your Church, so that they may share your holy mysteries both on earth and in heaven.

We ask this through Christ our Lord. AMEN

Liturgy of the Word

My Story and God's Story / Reflection on Darkness

Invite the children and adults to take a comfortable position on the floor on in the chairs.

Lead the group through a relaxation exercise of deep breathing and muscle stretching. Then move the group through a guided meditation.

Catechist:

I invite you to close your eyes and walk with me through an imagination exercise. First, welcome Jesus into your heart. Talk with Jesus for a little while, and tell Jesus how you are feeling today.

Invite Jesus to come and walk with you now.



You and Jesus are walking down a road. The road is lined with trees. Imagine yourself on the road with Jesus and anyone else you want to be there; maybe a parent, a godparent, a friend, or just you and Jesus. (pause)

It is early evening and it is starting to get dark as you walk down the road. You stop at a grassy hill and sit down with Jesus.

The sky has become dark. The darkness is all around you. You are not afraid because Jesus is with you. But you start to think about the things that make you feel uncomfortable.

(pause)

Catechist:

Maybe things at home. At school. In the world.

(pause)

Talk to Jesus about yourself, now. There are things outside of us that we don't like. Is there anything inside you that you need to change or work on? Tell Jesus about that now.

(pause)

Finally, talk with Jesus about the good parts you see in yourself. Tell Jesus about those parts of yourself. When you are finished talking to Jesus, you look up and see the bright moon and millions of stars. You feel as though you are surrounded by light. You feel the warmth of the light.

Catechist:

Listen, now, to a reading from the Letter of Paul to the Ephesians (Eph 5:8–14)

Reader:

“Live as children of light – for the fruit of light is found in all that is good and right and true. Try to find out what is pleasing to the Lord. Take no part in the unfruitful works of darkness but instead expose them. For it is shameful even to mention what such people do secretly; but everything exposed by the light becomes visible, for everything that becomes visible is light. Therefore it says, ‘Sleeper, awake! Rise from the dead, and Christ will shine on you’.”

The Word of the Lord.

(In small groups or in a large group) ask the group to share some of the things they told Jesus.

What in the world makes you uncomfortable or not feel right? What in themselves do they want to change?

Incorporate their responses into a litany as an adaptation of the intercession in the Scrutiny.

Catechist:

For example:

- that God may dispel darkness and be the light that shines in their hearts, let us pray to the Lord
- that God may gently lead them to Christ, the light of the world, let us pray to the Lord.
- That, freed by the power of the Spirit, they may put all fear behind them and press forward with confidence, let us pray to the Lord.



Catechist

- That we who are faced with the values of the world may remain faithful to the spirit of the Gospel, let us pray to the Lord.
 - That, as children of God, we may openly admit our weaknesses and faults, let us pray to the Lord.
-

Connecting with the Rite

Make reference to the upcoming Scrutiny being a time when the community will pray for the elect and candidates. It is a time when the community prays that God will take away the darkness and that Jesus will be their light.

Closing Prayer

Loving Father, we want to walk with Jesus, who gave his life for us. Help us to follow him.

Loving Father, free these young people from whatever could make them turn from you and help them always to walk in your light.

If they stumble on the way, help them up with the power of your hand, that they may rise again and continue on their journey to you, with Jesus Christ our Lord.

Help us to walk with Jesus, who gave his life for us. Help us to follow him.

AMEN.



Ritual Session 14 (3rd Sunday of Lent)

THE PENITENTIAL RITE (SCRUTINY)

Note for Catechist

It is best if this session is celebrated outside Mass.

Needed

- a prayer table
- cloth (liturgical colour: purple)
- Cross
- Candle
- Lectionary

Gathering Song

- *You Have Called Us* (Share the Light by Bernadette Farrell)
- *Jesus, You Love Us* (Calling All Children by Christopher Walker)

Greeting

Presider:	I welcome you in the name of the Father, and of the Son and of the Holy Spirit.
All:	<i>Amen.</i>
Presider:	<i>Explain that the rite will have different meanings for the different participants; the children who are catechumens; the children who are already baptized, particularly those who will celebrate the Sacrament of Reconciliation for the first time; the parents, godparents, sponsors, catechists, etc. All these participants in their own different ways are going to hear the comforting message of pardon for sin, for which they will praise the Father's mercy.</i>

Opening Prayer

Presider:	God of pardon and mercy, you reveal yourself in your readiness to forgive and manifest your glory by making us holy. Grant that we who repent may be cleansed from sin and restored to your life of grace.
	We ask this through Christ our Lord.
All:	<i>Amen.</i>

Liturgy of the Word

Presider:	Gospel: John 9:1, 6–9, 13–17, 34–39 (the man born blind)
	<i>Homily</i>



Exorcism

Presider:	God of mercy and Father of all, look upon [Name(s)] who will soon be baptized.
Children:	We have heard the words of Jesus, and we love them.
Presider:	Even though they try to live as your children, they sometimes find this difficult
Children:	Father, we want to do what pleases you, but sometimes we find this hard.
Presider:	Loving Father, free these young people from whatever could make them sin, and help them always to walk in your light.
Children:	We want to walk with Jesus, who gave his life for us. Help us, Father, to follow him.
Presider:	If they stumble on the way and do not please you, help them up with the power of your hand, that they may rise again and continue on their journey to you with Jesus Christ, our Lord.
Children:	Father, give us strength.

Prayers of Intercession

Presider:	Let us pray for [Name(s)] who are preparing themselves for the sacraments of Christian initiation and for all those who will receive God's forgiveness in the Sacrament of Reconciliation for the first time and for ourselves, who seek the mercy of Christ.
Catechist:	That God may dispel darkness and be the light that shines in their hearts, let us pray to the Lord,
All:	Lord, hear our prayer.
Catechist:	That he may gently lead them to Christ, the light of the world, let us pray to the Lord,
All:	Lord, hear our prayer.
Catechist:	That he may heal them and preserve them from the unbelief of this world, let us pray to the Lord,
All:	Lord, hear our prayer.
Catechist:	That enlightened by the Holy Spirit, they may never fail to profess the Good News of salvation and share it with others, let us pray to the Lord,
All:	Lord, hear our prayer.
Catechist:	That all of us, by the example of our lives, may become in Christ the light of the world, let us pray to the Lord,
All:	Lord, hear our prayer.

This part is included when you have children of catechetical age preparing for the Sacraments of Confirmation and First Communion.

Examination of Conscience

Reader 1:	For the times we have walked in darkness and turned away from the light of your grace...
All:	Lord, we ask for healing.
Reader 2:	For the times we have withheld the light of goodness, patience, and forgiveness from our family members or friends...
All:	Lord, we ask for healing.
Reader 1:	For the times we have given a bad example in school, in the workplace...
All:	Lord, we ask for healing.
Reader 2:	For the times we have lied about or passed judgment on others...



All:	Lord, we ask for healing.
Reader 1:	For the times we have chosen and valued goods when others' needs were greater than our own...
All:	Lord, we ask for healing.
Reader 2:	For the times, we have hidden from the light when called to take a stand for peace, justice, and the common good...
All:	Lord, we ask for healing.
Presider:	As children of God, called into the light, let us pray together the Lord's Prayer.
All:	Our Father, who art in heaven ...

Invitation to Individual Reconciliation

	Merciful God, you have heard our prayers and freed us from our transgressions. In doing so, you have offered us your own gift of light; in thanksgiving, we now share a sign of peace with one another.
Presider:	<i>Exchange a sign of peace, e.g. "The Light of Christ be with you."</i>
	Let us pray:
	May the Lord Jesus bless you and protect you, may he guide you and keep you always in his light.
All:	Amen.
Reader 2:	May the Lord Jesus help you to stay true to the promises you have made today and protect you from all harm, in the name of the Father, and of the Son, and of the Holy Spirit.
All:	Amen.

Closing Hymn

- *Share the Light*, Bernadette Farrell



Ritual Session 15 (4th Sunday of Lent)

“COME” THE RITE OF GATHERING

Focus

- Lead the children to an understanding of the Eucharist as the meal of thanksgiving in which we receive the Body and Blood of Christ.
- Present the sacrament of Eucharist as the celebration of our full belonging to the Catholic Church.

Catechist Background Notes

Meals for people of all ages are times of nourishment and sharing. The word meal connotes more than just ‘eating’. When we use the words meal, supper, or dinner, we mean more than just ‘putting food into our mouths’.

Meals in the Jewish tradition have a special importance. Throughout the history of the Jewish people meals have been times of celebration and worship. The meal blessing for the pious Jew is a time of worship – as important a part of their prayer life as attending the temple or synagogue service. Even today one of the most important feasts in the Jewish year – Passover – is celebrated by the family gathered around the table for a meal.

The Last Supper became a special symbol for all Christian people because of what Jesus said and did. It was, however, only one of many suppers Jesus had shared with his friends.

The *Directory for Masses with Children* urges us to provide children with an appropriate catechesis on the Mass. This document asks that, in the catechesis that prepares children for first communion, they learn to “take part actively with the people of God in the Eucharist, sharing in the Lord’s table and the community of their brothers and sisters. (#12)

For this reason the next four gatherings are modelled after the four-part structure of the Eucharistic celebration, and identify and capture the essence of each of the four parts using these key words: **“Come, Listen, Do, and Go.”**

On the day of our baptism, Jesus welcomed us into the family of Christians. Now he says:

“Come gather with the Family of the Church.”

Fr. John Gallen calls the Gathering Rites of the Eucharist a “promising presence” (*Promising, Presence, Gathering Rites for Eucharist, Modern Liturgy*, vol. 18, no. 6, 6–8). We begin to experience the treasure of Christ’s real presence in his Body, the Church, made visible in the assembly. We celebrate who we are: the Church, the Body of Christ. These Rites also promise much more, a promise fulfilled by sharing word and meal.

The *General Instruction of the Roman Missal (GIRM)* explains that the Gathering Rites make the assembled people a unified community and prepare them properly to listen to God’s word and to celebrate the Eucharist (#24). The document further captures the essence of the assembly’s gathering: “After the entrance song, the priest and the whole assembly make the Sign of the Cross. Then through his greeting the priest declares to the assembled community that the Lord is present. This greeting and the congregation’s response express the mystery of the gathered church” (#28).

Catechist Reflection

Baptism and Confirmation are clearly a beginning. Taken by themselves, they are not enough. They point us to something more: the Eucharist.



Eucharist is the heart and soul of Christian initiation. It is the Christian's identification with the life, death, and resurrection of Jesus. When the baptized-confirmed person joins the worshipping community in the breaking of the bread and the sharing of the cup, he or she shares fully in the sacramental celebration of life in Jesus Christ, the Risen Lord.

When considered together, the three Sacraments of Initiation show the full dignity of Christian identity. The Christian is one who is immersed in the fullness of God (baptism) and has been sealed with the Holy Spirit in a community of faith (Confirmation) and joins in the thanksgiving meal of the Christian community (Eucharist).

We are always challenged as Catholics with the need for an “altar call” or some manner in which we can declare our commitment to live as Christians, making real our belief in Jesus as our Savior the Lord.

We do not believe that we can declare ourselves once and for all time to be Christian people who have fully arrived. In our Catholic tradition, we understand ourselves to be a pilgrim people who are always on a journey towards wholeness. For us, the Eucharistic “Amen” that we make to the Body and Blood of Christ is our sign of commitment to follow that journey daily. It is our statement of belief in Jesus as Lord and our proclamation of his kingdom in our lives.

Supplies and Environment

- Name tags
- A chair, mat or cushion for each person present
- A table covered with the liturgical colour of the season
- A cross – preferably the Processional Cross from the church or a simple wooden cross
- Two processional candles
- A Bible or Lectionary
- A bowl of water
- White Garment
- Oils of Catechumens and Chrism
- Music
- Refreshments
- Also needed for this gathering:
 1. Materials with which each family can make a simple wooden cross: twigs, yarn, driftwood or small pieces of soft wood cut into suitable lengths; small nails or tacks; hammers.
 2. Prepare a simple, large (e.g. 4' X 6' or 1 m. X 2 m.) piece of fabric or poster paper that will be used to create a banner). At the end of each of the next four sessions, the letters of the key word for that evening's session will be added to the banner as a final gesture and summary. For this session, you will need to have cut out the letters C O M E. You might decorate the banner with simple Eucharistic symbols.
 3. Have small wooden crosses ready to give to each child, if you are presenting crosses.

Prepare the Ritual Area

Arrange as in last session.



GATHERING

Welcome / Introductions

Leader:	<i>Raise arms straight up twice with energy and vigour</i>
	Blessed be God! O blessed be God!
All:	<i>Blessed be God! O blessed be God!</i>
Leader:	<i>Cups hands around mouth</i>
	Who calls you by name.
All:	<i>Who calls you by name.</i>
Leader:	<i>Sign of the cross</i>
	Holy and chosen one!
All:	<i>Holy and chosen one!</i>
Leader:	<i>Revisit the home activity of the last session.</i>
	<i>Takes up a discussion on the Cross</i>

- What do we often see when we come into a small town or village almost everywhere in the Christian world? [a church steeple, with a Cross]
- What do we often do when we first come into a church? [Make the Sign of the Cross]
- What are some other ties we see or use a Cross in church? [Cross leads the procession, Sign of the Cross at beginning of Mass, and blessing at end]

OPTION

Also, I would like to tell you something very interesting about the Cross. A ship has sometimes been used as a symbol of the church – it is called the Barque of Peter” (“barque” is a type of sailing ship). It seems this name was given to the Church because of the ship’s mast and yardarm. Long ago, it reminded people of the Cross of Jesus. The Cross is the most important symbol of our Christian faith.

Catechist:

Why do we treasure the Cross so much?

[It is a sign of Jesus’ death and resurrection, of God’s great love for us.]

Illustrate this by standing with outstretched arms, which saying:

“Think about how our body forms a Cross. When we hug someone, we begin with outstretched arms. That’s why Jesus died on the Cross when he opened his arms to the whole world.”

Why do you think the Cross is sometimes called the “Tree of Life”?

Think of what a tree does. *Hopefully you may hear:*

- Grows tall and strong
- Provides shade, shelter, fruit, seeds
- Seeds produce new life
- When a tree dies, it makes the soil rich and helps produce new life.



From the Tree of the Cross, Jesus entered into new life.

After his friends met the Risen Jesus, they understood. It was because of the tree of the Cross that Jesus was able to pass over into new life and share this life with everyone by sending his Spirit to us. And that is why they called the Cross the “Tree of Life”, not the “Tree of Death”.

It is the Sign of Jesus’ victory over sin and death.

Catechist:

And so every Sunday, the Lord Jesus says “Come gather with me and remember my story” The Sign of the Cross tells our Christian story: that Jesus died, rose from the dead, and is with us now, and that we will live forever.

Do you remember what the priest says after we make the Sign of the Cross?

[“The Lord be with you,”]

What is our response?

[“And with your spirit”]

These words promise more wonderful things to come. The Lord is truly with us when we gather.

PROCESSION (COME)

Team leader will ask those selected for the procession to go to the back of the room where someone waits to hand them the objects they will carry.

Invite the group to be quiet and wait for a few minutes until silence settles.

Music: *Lift High the Cross*

The procession gathers around the prayer table so as not to block people.

Presider: With care and with love, let us begin with the Sign of the Cross:

In the name of the Father + and of the Son and of the Holy Spirit.

All: ***Amen.***

Presider: The Lord be with you.

All: ***And with your spirit.***

Let us pray.

Loving God,

Presider: You gather us today around the cross of your son, Jesus. We come as his friends and followers. Help us to treasure the cross in our hearts and in our minds, as the sign of how much you love us.

One candidate spreads the cloth on the table.

May this table be a sign that we are all one family sharing our life together.



The Cross Bearer holds the cross high and, after the prayer below, places the cross on the table.

May this cross always be a sign to us of your great love.

Presider: *The Book Bearer holds the Lectionary (or Bible) high and, after the prayer below, places the book on the table.*

May this Word be rich food for our minds and hearts.

We make this prayer to you through Christ our Lord.

All: ***Amen.***

THE WORD OF GOD (LISTEN)

As the Proclaimer of the Word reverently takes the Lectionary (or Bible) from the prayer table, the other Leader leads the congregation in a Gospel acclamation:

Listen with your heart (action: point to ears then place hands crossed over heart)

Listen to the Good News (action: point to ears and hold out palms of hands)

Hear what God is saying (action: point to ears and point to sky)

To you and me (action: point to each other and yourself).

(Repeat)

A reading from the Gospel according to John

Proclaimer: Jesus said, “Truly I tell you, God’s Chosen One must be lifted up so that everyone who believes in him will live forever. Yes, God loved the world so much that he gave his only Son so that everyone who believes in him may not be lost but may have eternal life.”

The Gospel of the Lord.

All: ***Praise to you, Lord Jesus Christ.***

Allow a few moments of silence.

Option 1

Invite the group to break into smaller groups for a short period of reflection. The smaller groups should include children and parents together. If you choose to work in family groups, make sure that each group has a copy of the reading.

Have the following questions ready for distribution:

- What did you hear in this reading?
- What do you think is meant by “lifted up”? [Jesus was “lifted up” on the Cross, but it also means Jesus was raised up, lifted up to a new life in the resurrection.]
- Who can remember why God sent Jesus into the world? [God loved the world (us) so much. To show us how to live rightly]



- What do you think of when you hear the words “eternal life”? (If answers stress heaven or other “after-death” ideas, affirm these, and also explain that eternal life begins now because the Spirit lives in our hearts.)
- What led our procession this morning (tonight)? Why?

Option 2

Catechist dialogues with the children alone, or with the whole group using the same questions.

When people have shared their responses to these questions of how Jesus is with us, you might point out that verse 16 is sometimes called “the heart of the gospel” or a kind of a “mini-gospel”. Encourage the children to learn it by heart.

- The Lord Jesus says, “Come, gather with me and remember my story”
- The Sign of the Cross tells us our Christian story: that Jesus died, rose from the dead, and is with us now, and that we will live with him forever. From the very earliest times, Christians have felt closest to Jesus when they meet to do what he did the night before he died. Today Christians come together to do this every Sunday.

RITE OF LIFTING UP AND SIGNING (DO)

(If they have already made their crosses they are invited to lift their crosses high as they sing “Lift High the Cross”.)

If this is a task for each family to do at home you can form a procession around your space, or in the Worship Area of your church, following the Processional Cross. The children like to take turns carrying the Processional Cross.

When all have returned to their places:

Let us pray.

Lord our God, be with us now as we pray. Look with favour on these children as they prepare to join us around your holy table. As you bless them with divine grace, so we now bless them with our love.

Invite parents to sign their child's forehead, using their own words as they do this.

Presider: Dear children,

As your parents traced the Sign of the Cross on your forehead, God signed you in your hearts. All through your life, the Cross will remind you of God's great love for you.

OPTIONAL

If you are presenting the children with wooden crosses, you may do this now. The presider gives each child a cross, using these or other words:

Wear this cross as a reminder that you are a friend and follower of Jesus.

When all the crosses have been presented, the presider continues:

Presider: Loving God, we thank you for raising up Jesus and making him Lord of Life. We are glad to be marked with (to wear) this Sign of His love for us.

All: ***Amen.***



DISMISSAL (GO)

Closing Song:	<i>Lift High the Cross</i> <i>Ministers gather symbols and process out.</i>
Presider:	We now ask you to bless this food which we are about to share. We make this prayer through Jesus, who is Lord.

REFRESHMENTS

Reflection on the Celebration

Catechist begins a general discussion, using the following questions:

- How did you feel about what we did tonight?
- What did you like especially?
- Why is the Cross so important to us?
- Who really gathers us on Sunday?
- Why?

Then review the evening's activities. This will also serve as a preview for the sessions to come. Be sure to include the following points:

- We come;
- We listen;
- We do;
- We go.

Banner Activity

Invite one child to place all the letters of the word "Come" on the banner, or invite four children each to place one letter of the word "Come" on the banner.

Continuing the Journey at Home

Encourage families to:

Make their own progressive Eucharist banner at home. This means that each week, for the next four weeks, they will add a new word to their banner that describes the Eucharistic action.



Ritual Session 16 (5th Sunday of Lent)

“LISTEN” THE LITURGY OF THE WORD

Focus

This session emphasizes:

- Learning to listen to those around us so that we can hear God speaking to us.
- Appreciating the liturgy of the word as a special time when God speaks to us.

Catechist Reflection

Words are very important to us. They are our way of communicating, of making ourselves understood. As believers we also understand the deeper significance of words, especially in Sacred Scripture. God’s Word is a word that is also an action. It is a word that accomplishes what it signifies.

Jesus was just such a “word.” In the Gospel of John, Jesus is “the Word made flesh.” We bring this understanding of “Word” to the Liturgy of the Word at Mass.

In gathering, we recognize that God is present in our community. In the proclamation of the Word, we recognize that God is present in this very sharing of Scripture. By sharing in this Word we come to be what we proclaim. The Word of God shapes us.

This Word of God is not static. It is not just letters on a page. The Word is to be proclaimed aloud to the gathered people. The reader is responsible to minister to the community through the prayerful proclamation of this Word; the rest of the people are responsible to be ministers to one another through careful and active listening to the “Living Word.”

Listen to my Word

When Christians gather to celebrate, they too tell stories. The Liturgy of the Word tells the ancient story of human beings who experienced God’s constant presence in their lives. At the centre of life is a God who is passionately interested in us.

As we rediscover the Scriptures, we find stories that give deep meaning to our lives. We encounter people of the past who witnessed to God’s presence in their lives. We meet people who hear God’s voice in daily events and even in the sound of a gentle breeze. We read stories of men and women of faith, stories of human greatness, stories of human failure, of sin and of redemption.

Jesus’ story is the most astounding story of God. When we Christians listen to that story, the story of a man in whom we see the face of God, we call it “Gospel.” It is “Good News” because it is a story full of hope. Let us listen carefully to this story, for our lives depend on it.

Christian families usually have an innate sense of the importance of knowing the biblical stories of Jesus. Encourage parents to read and tell these stories at home, to talk together about the Sunday gospel and to explore its meaning for their lives. In telling these stories, we remember who we are and to whom we belong.



Supplies and Environment

- Name tags
- A chair, mat or cushion for each person present
- A table covered with the liturgical colour of the season
- A cross- preferably the Processional Cross from the church or a simple wooden cross
- Two processional candles
- A Bible or Lectionary
- A bowl of water
- White garment
- Oils of the Catechumens and Chrism
- Prepared piece of fabric or poster paper (from the last week) with the letters C-O-M-E on it. This week you will be adding the word L-I-S-T-E-N
- Music
- Refreshments

GATHERING

Welcome / Introductions

Leader:	<i>Raise arms straight up twice with energy and vigour</i>
	Blessed be God! O blessed be God!
All:	<i>Blessed be God! O blessed be God!</i>
Leader:	<i>Cups hands around mouth</i>
	Who calls you by name.
All:	<i>Who calls you by name.</i>
Leader:	<i>Sign of the cross</i>
	Holy and chosen one!
All:	<i>Holy and chosen one!</i>
Leader:	<i>Revisit the home activity of the last session.</i>

Introductory Activities

Catechist:	<i>Explain that the opening exercise deals with listening. Its aim is to help the participants recognize that listening is an activity of the whole being, ears and mind and heart. Learning to listen well to people in our lives and to the feelings within us can help us to listen to God better. People find it hard to believe in a God who listens when they experience people who don't listen.</i>
------------	---



Choose from the following options:

A) Mother's stories

1. When my youngest was a toddler, as she would babble at my heels while I worked in the house, I would murmur gentle, agreeing sounds. One day she got totally exasperated, climbed on the chair next to the sink, grabbed by face with both hands and said, "I talka you, Mommy!" She did not need a degree in clinical psychology to know I wasn't listening!
2. It's late and supper isn't ready yet. Dad and the rest of the family will be home any minute. Mom is rushing around and little Sara, her constant companion and helper, is stirring up some biscuits.

"Mama?" asks Sara in a muffled voice, as Mom stirs the soup on the stove, her back to Sara.
 "Mom!! Listen to me!"

"Oh, Sara, I am listening," says Mom, still stirring. She turns her head, but doesn't look at Sara. Sara begins to cry. Her mom turns off the stove and goes over to Sara.

"What's the matter, dear? I can hear you." "But your eyes aren't listening!" Sara cries.

Diane and Sara Waldbillig

Catechist:

B) A skit

Invite a father and a child to dramatize the following scene:

The father is reading a newspaper or book. A child bounces in with exciting news: "Daddy, do you know what?" (make up a story). The father keeps on reading and responds with, "Uh-huh, that's good," etc. Complete absence of attentive listening.

Child shows typical reaction: disappointment, frustration. Leaves room, head down, picture of dejection.

Invite the participants to form into groups to talk about the stories and/or skit, and to suggest some tips on how to be good listeners.

C) A Fun listening activity

Ahead of time, partly fill small, empty plastic vitamin bottles with items such as sand, rice, pennies, beads, etc. Give each child a container and invite them to find others with similar sounding shakers and form groups. Invite them to share about what helps them to listen well.

On regrouping, talk about listening in a different, more challenging way – not only with our ears, but with our hearts and minds. Children could take their "shakers" home as a reminder to be a good listener.



PROCESSION (COME)

Team leader will ask those selected for the procession to go to the back of the room where someone waits to hand them the objects they will carry.

Invite the group to be quiet and wait for a few minutes until silence settles.

Music: *Soft background music.*

The procession gathers around the prayer table so as not to block people.

Presider:	With care and with love, let us begin with the Sign of the Cross:
	In the name of the Father + and of the Son and of the Holy Spirit.
All:	<i>Amen.</i>
Presider:	The Lord be with you.
All:	<i>And with your spirit.</i>
Presider:	Let us pray for the gift of God's Spirit as we journey with Jesus toward Holy Thursday, Good Friday, and Easter Sunday.
	<i>Silence</i>
	God our Father,
	Because we have heard your invitation, we are gathered here with open hearts to listen to your Word and to celebrate the wonderful gift of your Word in our lives. We ask you, loving God, to bless us.
	<i>One candidate spreads the cloth on the table.</i>
	May this table be a sign that we are all one family sharing our life together.
	<i>The Cross Bearer holds the cross high and, after the prayer below, places the cross on the table.</i>
	May this cross always be a sign to us of your great love.
	<i>The Book Bearer holds the Lectionary (or Bible) high and, after the prayer below, places the book on the table.</i>
	May God's Word be for us and for our families food for our minds and hearts. Help us today to feel the joy that comes from listening to your holy Word.
	This we ask through your Son, Jesus our Lord.
All:	<i>Amen.</i>

THE WORD OF GOD (LISTEN)

As the Proclaimer of the Word reverently takes the Lectionary (or Bible) from the prayer table, the other Leader leads the congregation in a Gospel acclamation:

Listen with your heart (action: point to ears then place hands crossed over heart)

Listen to the Good News (action: point to ears and hold out palms of hands)



Hear what God is saying (action: point to ears and point to sky)

To you and me (action: point to each other and yourself).

(Repeat)

	A reading from the Gospel according to Luke.
Proclaimer:	Once a woman in the crowd raised her voice and said to Jesus: “How blessed is the mother of a son like you!” But Jesus answered, “Blessed rather are those who hear the word of God and keep it.”
	The Good News, the Gospel of the Lord.
All:	<i>Praise to you, Lord Jesus Christ.</i>
Allow a few moments of silence.	
	What did you hear Jesus say to you in this reading?
	What do you think of Jesus’ answer to the woman?
	<i>Guide the children to see that Jesus is telling us that his mother, Mary, is blessed or happy because she listened to God’s Word with her ears and with an open, listening heart. God’s Word was precious to her; she treasured it in her heart.</i>
	How can we be blessed like Mary?
	What is Jesus asking you to do this week?
	<i>Discuss with the group what this Word of Jesus is saying to us today.</i>
Catechist:	<i>Lead the group in saying:</i>
	“Jesus said: Ephphatha!” (pronounced “EHF-uh-thuh”)
	Where in our journey did we hear this word before?
	<i>Remind the group of the Session called Awakened to Grace – “Ephphatha Rite” that we celebrated last November.</i>
	This is part of the Rite of Baptism where after we received our lit candle, our ears and lips were touched, and the family of God prayed:
	The Lord Jesus made the deaf hear and the mute speak: May he soon touch your ears to receive his Word, and your mouth to proclaim his faith, to the praise and glory of God, the Father.
Presider:	Proclaim the Gospel of Mark 7:31–37



	What did you hear in this story?
	How do you think the man felt before he was cured? Afterwards?
Catechist:	Who asked Jesus to cure the deaf man?
	What did Jesus do?
	What does “Ephphatha” mean?
Presider:	We all sometimes have trouble hearing. We want to listen to Jesus, but we can’t or don’t know how. Sometimes we even refuse to listen to Jesus’ words with our ears or with our hearts. We can ask Jesus to touch us and to say, “Ephphatha!”

EPHPHATHA RITE (DO)

	And now we are going to be blessed in a special way. Jesus used this blessing in his day.
Presider:	<i>The Presider or team members may give this blessing, or parents may give the blessing while the Presider says the words. This may be repeated with children blessing the parents.</i>
	<i>While the ears are being signed with the Sign of the Cross:</i>
	I (we) mark your ears with the Sign of the Cross, that you may always hear the words of Jesus and keep them in your hearts.
All:	<i>Amen.</i>
	<i>Invite the group to be still and to listen to the sounds around them.</i>
Presider:	Dear God, you speak in many ways: in signs of love, in your wonderful creation, in friends, in music and in silence. Thank you for this gift of your presence. Help us always to listen to your word, spoken most clearly in Jesus your Son, our living Word.
All:	<i>Amen.</i>

DISMISSAL (GO)

Closing Song:	<i>Speak Lord or other ‘Listen song’.</i>
	<i>Ministers gather the symbols and process out.</i>

REFRESHMENTS

Reflection on the Celebration

Catechist begins a general discussion, using the following questions:

- How did you feel about our celebration?
- How did you feel when your ears were blessed?
- What is your strongest memory of what we did tonight?
- How do we listen with our ears and with our hearts?
- What helps you know that someone is listening with their heart?



Banner Activity

Catechist: *Explain that, in this session, participants have reflected on the importance of listening carefully to God's Word in the Liturgy of the Word, the second part of the Eucharist.*

Invite six children to come forward. Each takes one letter of the word LISTEN, and places it, in the correct order, on the banner.

Final Blessing



Passion / Palm Sunday (Year A)

(Red Cloth)



Welcome: "Good morning boys & girls. Welcome!"

Announcements: Make any necessary announcements before the liturgy begins.

Candles: Select one child to help light the candles.

Song: *Open Our Hearts* (by Christopher Walker)

Sign of the Cross: Lead the children in making the Sign of the Cross.

First Reading: "This is a reading from Paul's letter to the Philippians."
(Readings may be proclaimed by a parent)
The Sunday Book of Readings Adapted for Children, p. 37
 "The Word of the Lord."
Children: "Thanks be to God."

Responsorial Psalm: **Children's Response:** "Glorify God; glorify God's holy name!"
 Verse 1: "Let us praise God's holy name."
 Verse 2: "Glorify God; glorify God with me." *(Pause in silence for a moment)*

Alleluia: **The Alleluia is omitted during Lent.**



Gospel: "This is a reading from the Gospel of Matthew."
Children: "Glory to you, Lord." *(Three crosses - Lord be in my thoughts, in my words, and in my heart)*
The Sunday Book of Readings Adapted for Children, p. 38-41
 "The Gospel of the Lord."
Children: "Praise to you, Lord Jesus Christ."

Dialogue: "Today is a special feast day called Palm Sunday or Passion Sunday. During the Gospel reading, we hear how Jesus came into the city of Jerusalem riding on a donkey. When the people and the children heard he was coming they spread their clothes for a carpet and waved branches in the air. Today we carry branches or palms because we also want to honour Jesus and welcome him into our hearts and lives."



"In the first reading, Paul suggests people should think and live like Jesus. How do you think Jesus wants us to live?" (**share** - be kind, be nice, share, forgive others, etc.) "Jesus always obeyed God the Father, even when it meant that he was going to die on the Cross. And because Jesus obeyed the Father, in everything, Jesus was raised up from death to new life."

"The Passion tells the story of the last days of the life of Jesus on earth. The people had taken Jesus to see Pilate and demanded that he be crucified. How do you think Jesus felt when the people wanted him to die?" (**share** - alone, sad, betrayed)

"Every year Pilate always set one person free. Why didn't he let Jesus go free?" (**share** - the people wanted Jesus to die, the people said Barabbas should go free) "Do you remember how the people treated Jesus?" (**share** - hitting him, spitting at him, making fun of him) "How do you think that made Jesus feel?" (**share** - sad and disappointed) "Jesus made the supreme sacrifice...he died on the Cross for us, so that we would have new life with him, forever. The Passion is a very intense description of the last days of Jesus' life on earth. Do you have any thoughts about what you just heard?" (**share**)

"This week is called Holy Week, because of what Jesus did for us. Try to think about Jesus this week, his obedience to God, and his faith in the love of the Father."

Intentions:



"Let us pray: *(the intentions can be read by the children)*

That we try to live our lives in love, like Jesus asks of us, we pray to the Lord.

Children: "Lord, hear our prayer."

That we have faith in Jesus, and trust that he is with us all our lives, we pray to the Lord.

Children: "Lord, hear our prayer."

encourage the children to share their own intentions

Song:

Choose from *Catholic Book of Worship III*, your parish hymnal, or other sourced song book. Be sure it is related to the theme of today.

Closing:

Discuss the Home Assignment and select readers for the following week; all parents should be encouraged to read next week's readings with their children.



Name: _____

Date: _____

HOME ASSIGNMENT

Passion / Palm Sunday (Year A)



1. How do you think Pilate felt when he was forced to release Barabbas instead of Jesus? Explain.

2. How do you think Barabbas felt after being released, knowing that Jesus was going to die instead? Explain.

3. Draw a picture of Jesus riding into Jerusalem on a donkey as people spread their coats and branches on the road in front of him.



Rite of Anointing with the Oil of the Catechumens

(SUPPLEMENTAL RITE FOR THOSE NOT BAPTIZED)

Presider: In the name of the Father + and of the Son and of the Holy Spirit

All: ***Amen.***

Let us pray for the gift of God's Spirit as we continue our journey together.

Silence

God our Father,

Because we have heard your invitation, we are gathered here with open hearts to listen to your Word and to celebrate the wonderful gift of your Word in our lives. We ask you, loving God, to bless us.

One candidate spreads the cloth on the table.

Presider: May this table be a sign that we are all one family sharing our life together.

The Cross Bearer holds the cross high and, after the prayer below, places the cross on the table.

May this cross always be a sign to us of your great love.

The Book Bearer holds the Lectionary (or Bible) high and, after the prayer below, places the book on the table.

May God's Word be for us and for our families food for our minds and hearts. Help us today to feel the joy that comes from listening to your holy Word.

This we ask through your Son, Jesus our Lord.

All: ***Amen.***

Leader will call Name(s) to come forward with their parents and sponsors. They will form a semi-circle behind the prayer table.



We now prepare to strengthen [Name(s)] with the Oil of the Catechumens, specially blessed by the Bishop for this use.

Like precious foods preserved in oil, [Name(s)] will be given the grace to persevere in following Christ to become one who nourishes others.

As ancient athletes used oil for strength, (Name) will be strengthened by God's grace to be a true disciple.

Lord God,

Protector of all who believe in You. Give the wisdom and strength this oil signifies to [Name(s)] who will be anointed with it, in preparation for (his/her/their) baptism.

Bring them each day of their lives to a deeper understanding of the Gospel values.

Help them to accept the challenge of Christian living, and lead them to the joy of new birth in the family of Your Church, the People of God.

We ask this through Christ our Lord.

Amen.

Presider:

(Name) I anoint you with the Oil of Salvation in the name of Christ our Savior, who lives and reigns for ever and ever.

Amen.

A reading from the Letter of Paul to the Ephesians: 1: 1-14 (adapted)

Paul was a friend of Jesus who worked very hard to spread the good news about Jesus risen from the dead. He visited many communities and often wrote letters to remind them about the good news. One day he wrote to his friends in a city called Ephesus. This is what he said:

May happiness and peace be yours from God our Father and from Jesus the Lord, God's chosen one! Glory to the God of Jesus who has chosen us and blessed us more than we can ever imagine. Yes, God chose us even before the world was made!

God loves us so much that he shared with us the very life of his Son Jesus, making us his daughters and sons and calling us by name. God wanted each of us to be a dearest child just like Jesus. Because of Jesus we have not only received the good news, we have been marked and sealed with the Spirit of Jesus, the promise of exciting and wonderful life now and forevermore.

The Word of the Lord.

All: ***Thanks be to God.***

Presider: ***Homily***

All: ***Come, Holy Spirit,***

Fill the hearts of your faithful and enkindle in them the fire of your love.

Intercessory Prayers



Presider:	We have been called by the Lord to be a royal, priestly and prophetic people. Let us celebrate God's friendship with these children and pray for them as they prepare to join the Church through the Initiation Sacraments.
Reader:	Through baptism, bring [Name(s)] into your church, we pray:
Response:	<i>Lord, hear our prayer.</i>
Reader:	Through their lives, help them to be faithful witness to your Son, Jesus the Christ, we pray...
Response:	<i>Lord, hear our prayer.</i>
Reader:	Teach them by the words and example of their parents and sponsors, and help them grow strong as members of the Church, we pray...
Response:	<i>Lord, hear our prayer.</i>
Reader:	Renew the power of Baptism in each one of us here, we pray...
Response:	<i>Lord, hear our prayer.</i>
Presider:	Lord, you know the prayers of our hearts. Thank you for loving us.
	I now invite all to join in this prayer that Jesus taught us. Our Father ...

Sign of Peace

Presider:	+ May Almighty God bless us all, the Father, the Son and the Holy Spirit, now and forever.
All:	<i>Amen.</i>

* This rite is celebrated after Holy Thursday and before Easter Sunday. A shorter alternate rite can be found in *Children's Catechumenate*, Director's Guide, Rev. Thomas L. Long and Emily F. Filippi, Brown-ROA, pp. 33 – 34).



Year 2 Cycle C/A Scope and Sequence Review Chart

The Liturgical Season of Lent (Cycle A)

Catechetical Focus:	Scriptural References	Knowledge and Understanding: (Cognitive Level)	Skills: (Practical Level)	Values and Attitudes: (Affective Level)	Lectionary Readings Cycle A
The Holy Spirit, the Giver of Life draws us to Christ		<i>The child knows...</i>	<i>The child can...</i>	<i>The child...</i>	Gospel Reading
Explore the notion of life and renewal of life	Luke's Story of the Passion with the narrative of the empty tomb	Creation as God's gift	Link the earth and the work of God's Holy Spirit	Is grateful for the gifts of the earth	(1st Sun. of Lent) Mt 4:1-11
Enter into the Lent/Easter cycle	Jn 20:19-22 <i>Jesus sends the Spirit upon his disciples: "Receive the Holy Spirit. If you forgive the sins of any, they are forgiven them"</i>	Importance and rituals of Lent and Easter	Link Lent and Easter with the narrative of Jesus	Appreciates how in Lent and Easter one becomes involved with the narrative of Jesus	(2nd) Mt 17:1-9
Celebrate the power of the Holy Spirit in bringing us forgiveness and reconciliation	John 11:25 <i>I am the resurrection and the Life</i>	The Holy Spirit helps us to become united with Christ again if we sin	Recognize the need to forgive and be forgiven	Celebrates Lent and Easter at home and in the parish	(3rd) Jn 4:5-42
Participate in the mystery of Christ's death and the power of the Spirit raising Jesus to new life		The Holy Spirit was present in all that Jesus said and did	Participate in and contribute to the prayers and celebrations	Participates in the Sacrament of Penance	(4th) Jn 9:1-41
		The Sacrament of Penance	Forgive	Has a desire to be forgiven and forgive	(5th) Jn 11:1-45
		The Easter narratives	Care for the earth		Passion/Palm Sunday Mt 26:14-27:66
		The "Glory Be"			



Our Faith Journey

Easter Season to Body and Blood of Christ

LESSON PLANS YEAR TWO

April 16 – June 4, 2017

Year A





The Liturgical Season of Easter

MAKING THE CONNECTION

The Sunday Readings for Year A, for the Liturgical Season of Lent and Easter, and the expectations covered in the *Criteria for Catechesis* for children age seven, serve as a guide in the lessons presented. The Scriptures presented help children make the connection between the sacrifice on the cross and the sacrifice of the Mass. In these lessons, we help children make the connection between the Gospel message and their lives. The following themes should be covered:

Catechetical Outcomes

Reinforce desired outcomes identified in the matrix that emphasize the catechetical focus: the Holy Spirit, the Giver of Life draws us to Christ:

- Explore the way the Holy Spirit is at work in uniting people with Christ
- Telling narratives of people who are/were extraordinary in their generosity and goodness
- Exploring the parables of Jesus
- Examining the narrative of Pentecost and how the Holy Spirit sends the Church out into the world
- Students will be able to explain the meaning of passages of Scripture that support the catechetical focus:
 - * Other seed fell into good soil and brought forth grain...
 - * Feeding of the five thousand
 - * The Parables of...The Mustard Seed, Treasure and the Merchant, Healing of Blind Bartimaeus, Healing of a Paralytic, Healing of the Centurion's Servant, Cleansing of Ten Lepers
 - * The Coming of the Holy Spirit

Cognitive, Practical and Affective Outcomes

- The children will KNOW
 - * What we mean by generosity and abundance
 - * In an age-appropriate way, the gifts and fruits of the Holy Spirit
 - * Jesus as a parable teller
 - * God gives gifts in abundance by the Holy Spirit
 - * The meaning of the Feast of Pentecost
 - * Gratitude for the abundance of life
 - * The importance of prayer and celebration
- The children will be able to DO the following
 - * Explain the basic meaning of the parables
 - * Identify some of the gifts and fruits of the Holy Spirit
 - * Understand generosity as something one responds to with generosity



- * Express gratitude
- * Participate in and contribute to the prayers, songs and celebrations of the group
- The children should demonstrate the following VALUES and ATTITUDES
 - * Enters fully into the parables and narratives of Jesus
 - * Appreciates the power of the Holy Spirit in the narratives of Jesus
 - * Appreciates and lives the fruits of the Holy Spirit in relation to the mission of the Son
 - * Celebrates the Feast of Pentecost
 - * Is sustained by the gifts of the Spirit
 - * Is generous and grateful
 - * Expresses gratitude in prayer

Specific Lectionary Based Outcomes

- (Easter Sunday) The women are the first disciples to return to the tomb and find it empty. They are uncertain but rush to tell the apostles and the others the Good News, that is, Jesus has risen!
- (2nd) Jesus' first words to his disciples were words of peace and forgiveness
- (2nd) Like the apostle Thomas some of us find it hard to believe things we can't see
- (2nd) People come to believe in Jesus by what we say and do; they see Jesus in our lives
- (3rd) The story of the disciples meeting Jesus on the road to Emmaus reminds us that Jesus walks with us in our daily journey too.
- (3rd) Jesus is still present in the scriptures and in the breaking of the bread (communion) at Mass
- (4th) Shepherds walk in front of their sheep leading them to pastures with good food
- (4th) Jesus is the Good Shepherd who will lead us to a full and happy life
- (5th) Jesus came to show us who God is and the way to happiness.
- (5th) When we live as he taught us, we are on the right path to God
- (6th) Today's Gospel gives us the heart of the Christian message: love. The Holy Spirit shows us how to love
- (6th) Love is not an option but a commandment for followers of Christ
- (Ascension) Before Jesus left his disciples physically, he told them to go to every part of the world and share the Good News
- (Ascension) When we share Good News we can help make the world a better place for everyone
- (7th) Because Jesus died for us, we can share in life forever
- (7th) We must try to do the things God put us on earth to do
- (Pentecost) Jesus tells us not to be afraid but to be at peace because he has given us his Spirit to be with us
- (Pentecost) The Holy Spirit gives us the power to do good things



Easter Sunday (Year A)

(White Cloth)

Welcome: Leader: "Good Morning girls and boys. Welcome! *Alleluia!*"

Announcements: - Review with the children the Psalm response

Candle(s): - Select child to light the candle(s)

Song: - Open our Hearts (by Christopher Walker)

Sign of the Cross - Lead the children in making the Sign of the Cross

First Reading: (Readings are taken from *The SUNDAY Book of Readings Adapted for Children*, p. 42. These readings may be proclaimed by a parent or another catechist.

"This is a reading from the Acts of the Apostles

.....

"The Word of the Lord."

Children: "Thanks be to God."

(Pause in silence for a long moment.)



Responsorial

Psalm:

Children's Response:

"This day was made by the Lord. Let us rejoice! Let us be glad.

This day was made by the Lord. Let us rejoice in salvation!" (repeat)

Verse 1: "You opened the gates of heaven, you have given me life."

All: "You have given me life. I will proclaim the wonders you do! "

This day was made by the Lord. Let us rejoice! Let us be glad.

This day was made by the Lord. Let us rejoice in salvation!"

(Pause in silence for a moment)

Gospel

Acclamation:

Gospel:

Sing the *Alleluia* acclamation together, even if *a capella* and without instrumentation.

"This is a reading from the Gospel of Matthew."

Children: "Glory to you O Lord" (3 crosses: Lord in my mind, in my words, in my heart)

The SUNDAY Book of Readings Adapted for Children, p 43

"This is the Good News of the Lord"

Children: "Praise to you Lord Jesus Christ"

(Pause in silence for a moment)

Dialogue:

This week's readings focus on the real message of our faith.

During this Easter season - for the next 50 days, or seven weeks, our first readings



will be taken from the same book in the bible. Do you know what the book's name is? (Acts of the Apostles). The stories in this book, tell of the acts - or *actions* - of Jesus' apostles.

In the First Reading today, we hear about the *actions* of one of the apostles, Peter, who gives a proclamation. What does that mean? (a word that means "to cry out with joy"). What does Peter tell, proclaim, or cry out to the people? (*that Jesus of Nazareth, has risen from the dead*). Jesus' Resurrection - his death and being raised to new life - brings forgiveness to all who believe.

In Matthew's Gospel, the women - Mary Magdalene and Mary - are the first disciples to go to Jesus' tomb. Can you remember/tell me about the story? What did you hear? Whom did they see? (very early in the morning, an angel dressed in white clothes, scared soldiers, earthquake) What did the angel say? (Jesus has risen from the dead, going to Galilee where you will see him). And did they? (yes, almost right away!) And they went quickly to tell the disciples that *Jesus has a new life*.

So, new life. I wonder, what are some signs of new life that we see all around us today? (accept appropriate responses). Yes, these are all signs of new life. And why do you suppose we sometimes wear new Easter clothes? It is because we too see wearing these clothes as a sign of new life in a new season. Maybe it is the first time that we wear shorts outdoors, or a pretty dress for a long time.

New life is indeed, all around us: whether having longer and warmer days, hearing the birds chirping, or seeing the lilies grow, let us all recognize and celebrate that Jesus is indeed Risen! This is the reason for our faith.

Intentions:



"Let us pray: (*These intentions can be read by the children*)

Response: "Lord, hear our prayer."

• That we really appreciate God's many gifts of the signs of new life all around us.

Encourage the children to share their own intentions

Song:

-Taken from *Catholic Book of Worship III*, your parish hymnal, or other sourced song book. Be sure it is related to the theme of today.

Closing:

- Discuss and clarify the home assignment
- Select readers and proclaimers for the following week
- Parents should be encouraged to pre-read next week's readings with their children during the week



Name: _____

Date: _____

HOME ASSIGNMENT

Easter Sunday (Year A)

1. It has been a long and wet and cold winter. What is your favourite "sign of new life" this year? Why did you choose that sign?

2. Mary Magdalene and Mary were two of Jesus' closest friends. How do you think they felt when they discovered that Jesus was not in the tomb?

3. Draw a picture of you bringing the peace of Jesus to someone you know, possibly even in your family. What did you bring to them?

A large empty rectangular box with a blue border, intended for a drawing.



Ritual Session 17 (2nd Sunday of Easter)

“DO” THE LITURGY OF THE EUCHARIST

(With adaptations from *Come Join Us at the Table*, Leader's Guide, Muriel Loftus and Lawrence Deong OSB, Novalis)

Catechist Reflection

Baptism and Confirmation are clearly a beginning. They point us to something more: the Eucharist. Eucharist is the heart and soul of Christian Initiation. It is the Christian's identification with the life, death, and resurrection of Jesus. When the baptized-confirmed person joins the worshipping community in the breaking of the bread and the sharing of the cup, he or she shares fully in the sacramental celebration of life in Jesus Christ, the Risen Lord.

When considered together, the three Sacraments of Initiation show the full dignity of Christian identity. The Christian is one who is immersed in the fullness of God (Baptism) and has been sealed with the Holy Spirit in the community of faith (Confirmation) and joins in the thanksgiving meal of the Christian community (Eucharist).

Since childhood we may have heard that Jesus “instituted” the Eucharist at the Last Supper. Indeed he did. But he did not invent an action that we Christians would merely mimic. In taking the bread and wine, blessing and sharing them, he did what Jews had been doing for centuries. What was new was what he said – Jesus identified himself with the bread and the cup. In other words, he is the fulfillment of all of salvation history. The wonderful work of God's promise of salvation culminates in Jesus.

The Last Supper points to the Cross, where Jesus offered himself in total obedience to God. Now, whenever the Christian community gathers for the breaking of the bread and the sharing of the cup, it does so in memory of Jesus, to make Jesus' action present again, in giving praise and thanks to the Father. For us this is not just a memory of a past event. At Mass, Jesus is really present, bringing us with him to God the Father and giving us spiritual nourishment for our journey.

“Do this in memory of me”

This theme situates the Eucharist at the heart of our faith. The Eucharist is a ritual action in which we give praise and thanks to the Father for what God has done for us in the self-giving of Jesus. In the Eucharistic action, the self-giving of Jesus becomes reality for us in a sacramental way: God's Spirit makes the paschal mystery present; we “take and eat,” “we share the bread and wine, the body and blood of Christ, and enter into the paschal mystery. The “Do” of this theme embraces two actions: the Eucharistic Prayer – the “giving thanks,” and the breaking and sharing of bread and wine (Communion).

In the Eucharist we respond to Jesus' invitation, “Do this in memory of me.” We can also remember Jesus in other ways. In our homes, classes and other gatherings, we can remember him by listening to him, by doing as he did, and by sharing food and drink. “For where two or three are gathered in my name, I am there among them” (Matthew 18:20).

God's saving love is manifest in Jesus. Grateful for this love, we offer ourselves with Jesus, the Risen Lord, to God the Father in the unity of the Holy Spirit as a living sacrifice of praise as we celebrate the Liturgy of the Eucharist. Then, nourished, we are sent out to continue the work of Christ in the world today.

In this session we recognize God's action in our lives by exploring ordinary material and events; these signal God's invitation to deeper relationship and communion with him which we give thanks for and recognize fully in the Eucharist.



Focus

This session explores:

- **Jesus' words and actions at the Last Supper: taking, giving thanks, breaking the bread, and giving it to his friends.**
- **The celebrations that remember these actions.**

GOALS

- Help the children understand that Jesus meets us in the ordinary events of our lives
- Help the children understand that we receive Jesus in what appears to be ordinary bread and wine that has been transformed by the priest through the action of the Holy Spirit
- Lead the children to the understanding that just as family meal times are moments of coming together which help us to experience life and growth, similarly in the Eucharist Jesus, who is the source and nourishment of our spiritual lives, gives himself to the family of the Church.

Supplies and Environment

- Name tags
- A chair, mat or cushion for each person present
- A table covered with the liturgical colour of the season
- Preferably the processional cross from the church or a simple wooden cross
- Two processional candles
- Lectionary (or Bible)
- A bowl of water
- White garment
- Oils of the Catechumens and Chrism
- Audio visual system ready for showing *Grandma's Bread* (Franciscan Communications, St. Anthony Messenger Press Cincinnati, Ohio, ISBN-13: X529464, 1985, 19:38 Minutes; available on YouTube: <http://www.youtube.com/watch?v=zosONIXGjsU> ; Leaders Guide: http://catalog.franciscanmedia.org/Guide/pdf/D7152_guide_Grandmas_Bread.pdf)
- Prepared piece of fabric or poster paper (from the previous session) with letters spelling COME and LISTEN on it. This week you will be adding the word DO
- Music
- Refreshments (a loaf of braided bread and grape juice)

GATHERING

Welcome / Introductions

Leader: *(raise arms straight up twice with energy and vigour)*

Blessed be God! O blessed be God!

All: ***Blessed be God! O blessed be God!***



Leader: *(cup hands around mouth)*

Who calls you by name.

All: ***Who calls you by name.***

Leader: *(Sign of the Cross)*

Holy and chosen one!

All: ***Holy and chosen one!***

PROCESSION (COME)

The procession will consist of the following:

A candidate to carry the **cross**

A candidate to carry the **cloth(s)**

A candidate to carry the **Lectionary** (or **Bible**)

A candidate to carry a bowl of **water**

A candidate to carry the jug of **oil**

A candidate to carry the **white garment**

Team Leader: *Ask those selected for the procession to go to the back of the room where someone waits to hand them the objects they will carry.*

Invite the group to be quiet and wait for a few minutes until there is silence.

Music: (soft background music)

The procession gathers around the prayer table so as not to block people

Presider: ***In the name of the Father +
and of the Son
and of the Holy Spirit.***

All: ***Amen.***

Presider: ***The Lord be with you.***

All: ***And with your spirit.***

Presider: ***Let us pray for the gift of God's Spirit
as we journey with Jesus
towards Holy Thursday,
Good Friday and Easter Sunday.***

Silence

Presider: ***God our Father,
Because we have heard your invitation
we are gathered here with open hearts
to listen to your Word and to celebrate***



***the wonderful gift of your Word in our lives.
We ask you loving God, to bless us.***

*One candidate spreads the **cloth** on the table*

May this table be a sign that we are all one family sharing our life together.

*The Cross bearer holds the **cross** high and, after the prayer below, places the cross on the table.*

May this cross always be a sign to us of your great love.

*The Book bearer holds the **Lectionary** (or **Bible**) high and, after the prayer below, places the book on the table.*

***May God's Word be for us and for our families
food for our minds and hearts.***

Help us today to feel the joy

that comes from listening

to your holy Word.

This we ask through your Son, Jesus our Lord.

All: **Amen.**

The Word of God (LISTEN)

As the Proclaimer of the Word reverently takes the Lectionary or Bible from the prayer table, the other Leader leads the congregation in a gospel acclamation –

Leader: ***Listen with your heart*** (action: point to ears then place hands crossed over heart)

Listen to the Good News (action: point to ears and hold out palms of hands)

Hear what God is saying (action: point to ears and point to sky)

To you and me. (action: point to each other and yourself).

(Repeat)

PROCLAMATION OF THE WORD: **I Corinthians 11: 23-26**

The Word of the Lord

All: **Thanks be to God.**



Reflecting On The Reading

Catechist ***In his letter to the Corinthians St. Paul speaks of handing on what he received from Jesus himself, a meal, a very special meal where Jesus shares himself with his friends, and says, "Do this... in remembrance of me".***

Paul says Jesus that took and shared bread and a cup of wine with his friends. These are very familiar foods which we can find at suppertime meals.

Ask these questions:

- ***Why do you think Jesus chose suppertime to share himself with his friends?***
- ***When do you feel that you really belong to your family, that you are very close to them?***
- ***When do you feel close to your friends?***

BACKGROUND TO THE VIDEO GRANDMA'S BREAD

Grandma's Bread is about:

- *tradition*
- *listening*
- *remembering*
- *sharing Jesus with others*

Father: at first is impatient, dismisses tradition, puts his work first; but experiences a transformation

Grandma: very patient, understanding, praises Mario

Mario: very patient, perceptive, loving

Mom: very understanding and helpful

Remember:

- *Mario promised Nonna to keep the Italian traditions and customs alive.*
- *Tension is resolved when the family comes together to make the Easter Bread, to honour memory of Nonna.*
- *Jesus said "Do this in memory of me"*
- *We celebrate together at every Mass as He told us to do.*



Play the video, Grandma's Bread

Following the video invite the children to share what they saw

Identify some aspects of Family Traditions, for example:

- communion/baptismal gowns passed down through the centuries.
- special meals
- photos
- celebrations – relatives
- prayer books.

What was said while Nonna and Mario were making the bread?:

1. "We thank you Lord for your love and the life in all of us"
2. "Thank you Lord for the many people in our family, make them grow in love and understanding of you and each other"
3. "Braided bread – woven together like our lives"
4. "We eat bread together as we are a family"

Make the following connections:

Communion:

- We are one with the Lord Jesus and with one another.
- We share the same Bread the Body of Christ.

Bread:

- Unleavened Bread
- Bread was a food all people shared in the time of Jesus.
- Bread is eaten in all parts of the world – though many different types.
- Bread is made from wheat – it takes many grains of wheat to make a loaf of bread

Wine:

- It takes many grapes to make wine.

Jesus chose bread and wine to share with his friends because of the special meaning they had in Jewish religious meals. He used ordinary food, bread and wine to share the gift of himself with them.

By the action of the Holy Spirit Jesus changed bread and wine into the gift of himself, his Body and Blood. In the Eucharist, Jesus, the risen Lord, continues to nourish us with himself. His gift gives us the strength we need to live as his followers.



Bread is a symbol of nourishment. How do we make bread?

Where does the flour come from? How many grains of wheat together form just one loaf of bread?

How is wine made? Can it be made with just a few grapes? It takes lots and lots of grapes to make a bottle of wine!

It takes the effort of many willing people, united in their gift of time and effort to grow, harvest, prepare and make bread from wheat and wine from grapes.

So too as Church, we are a community of many people, but we are still one Church. We come together as one family bringing our efforts and our prayers to God in thanksgiving for his life in us. We also ask that in our sharing of his life with others we might nourish them as he nourishes us.

Have you ever heard your parents and teachers tell you that you should eat "good food" if you wish to be strong and healthy. The same is true for your Christian life. If you wish to become the very best person you can be, to live and act the way God would want you to, you need help.

It is not easy. Jesus understood. So he gave us a special gift. He gave us himself. By sharing in his life, by receiving his Body and Blood, you become more like Jesus. He gives you the strength to live as the very best "you".

Ask these questions:

- *Have you ever received a special gift from a grandma or aunt or uncle who is no longer here with you?*
- *How do you share yourself with your family or friends?*
- *How can we be like bread for one another?*

Jesus gave us a gift. He gave it to his friends when he celebrated the Last Supper with them. What might that gift be? (the Eucharist – his body and blood).

What does Eucharist mean (Thanksgiving)

How does the Eucharist help us? (it gives us strength to be Jesus' followers)

Sharing Refreshments Have the *braided bread* and *grape juice* available

Banner Activity

Prepare the letters D-O for the banner and select children to place the letters on the banner.



Catechist: ***Tonight we remembered Jesus' words, "Do this in memory of me."
This is the third movement of the Eucharist: we give thanks to the Father and share
the bread of life and the cup of joy.***

And so we place the letters of "D-O" on our banner.

(Invite two children to place the new letters on the banner.)

Continuing The Journey At Home

- Remind families to review "Sealed with the Holy Spirit" (on pages 16 -17 in their *Come Join us at the Table Family Book*).
- Explain briefly when the Confirmation rite will take place during the Eucharist.

Encourage families to:

- Give time and attention to the activities on pages 49-50 in their *Come Join us at the Table Family Book*. These are intended to help the children prepare for First Communion.

Give a brief explanation and demonstration of how to receive the Eucharist so they may practise at home:

- Show how the family should come forward.
- Practise the proclamation: "The Body of Christ" and response: "Amen!"
- Indicate how they should hold their hands to receive the host, and how and when to put it into their mouths.
- If children are to receive from the cup, show them how to do this. Remind parents that it is important that children taste wine beforehand.

Final Reminders:

- Make sure that everyone knows all the details of the celebration.
- Announce the date of the "Go" Session.
- Select and prepare the readers for Matthew 28: 16-20, and Matthew 25:34-40
- Assign Reading parts for "Go" Session.
- Select and assign participants for the procession.
- If you are planning a potluck meal as part of the next session ensure all responsibilities have been assigned.



3rd Sunday of Easter (Year A)

(White Cloth)

Welcome: Leader: "Good Morning girls and boys. Welcome! *Alleluia!*"

Announcements: - Review with the children the Psalm response
- Make any necessary announcements before you begin

Candle(s): - Select child to light the candle(s)

Song: - Open our Hearts (by Christopher Walker)

Sign of the Cross - lead the children in making the Sign of the Cross

First Reading: (Readings are taken from the *SUNDAY Book of Readings Adapted for Children*, p 49, These readings may be proclaimed by a parent or another catechist)
"This is a reading from the Acts of the Apostles."

.....

"The Word of the Lord."

Children: "Thanks be to God."

(Pause in silence for a long moment.)



Gospel

Acclamation: Sing the *Alleluia* acclamation together, even if a *capella* and without instrumentation.

Gospel: "This is a reading from the Gospel of Luke."

Children: "Glory to you O Lord" (Three crosses: Lord be in my mind, in my words, in my heart)

(Readings are taken from *The Sunday Book of Readings Adapted for Children*, p 51.)

"The Gospel of the Lord"

Children: "Praise to you Lord Jesus Christ"

(Pause in silence for a long moment.)

Dialogue: Remember that we will be listening to a book during the 50 days of Easter. What is the book? (*Acts of the Apostles*) Why is it called that? (It tells of the actions of the apostles).

The readings this week again focus on our central message, called the mystery of faith: Christ has died, Christ is risen, Christ will come again!"

In today's First Reading, Peter, a simple fisher, did something bold. He stood up in front of a group of people he probably didn't even know, to **proclaim** something. (Remember what we said it meant, cry out with joy) Do you know what the message was? (you killed him, and God freed Jesus from death by raising him) We remind ourselves of that story every time we gather at Mass,



when we proclaim "Christ has died, Christ is Risen, Christ will come again". This is *our* chance to be like Peter.

Now, I'd like to invite you to close your eyes for a moment. Imagine the two disciples walking along a country road (pause). There are no cars, no stores, no iPhones - no distractions at all. Just the sound of the wind, and birds chirping in the distance. These disciples must have been very sad and confused. Then a stranger joined them. Didn't they sound pretty confused when they first started talking to Jesus? They were trying to tell Jesus everything that had happened in Jerusalem (*please sound frantic!*): He was a great prophet; we were hoping that he would save us, he was put to death...they crucified him, but the women said angels told them he was alive, and then the men went and found things as the women had said. They must have sounded frantic!

When Jesus joined the conversation, he wasn't recognized at first, but he was able to remind the disciples' about what the prophets had foretold about him. By doing that, Jesus was able to bring them peace. Now because Jesus was so interesting and knowledgeable - even though they didn't recognize Jesus, the two disciples then invited him to stay with them for supper. What did Jesus do? (He broke bread). And what happened then? (He was gone). Jesus is present in the stories we share about him, called the Word, and he is also present in the breaking of the bread (Eucharist). And these two disciples were excited by what had happened!

Even though Jesus was killed, God, Jesus' Father, raised Jesus back to life so that we could receive his peace and forgiveness. Let us remember that Jesus walks with each one of us in our daily lives, whenever we pray by ourselves or gather to celebrate the Mass. Jesus is always there with us!

Intentions:

"Let us pray: (*These intentions can be read by the children*)

Response: "Lord, hear our prayer."

Encourage the children to share their own intentions

That we learn to recognize and listen to Jesus during our day, ...



Song

-Taken from *Catholic Book of Worship III*, your parish hymnal, or other sourced song book. Be sure it is related to the theme of today.

Closing:

- Discuss and clarify the home assignment.
- Select readers and proclaimers for the following week
- Parents should be encouraged to pre-read next week's readings with their children during the week.



Ritual Session 18 (3rd Sunday of Easter)

“GO” MYSTAGOGIA REFLECTION

(Adapted from *Come Join Us at the Table*, Leader's Guide, Muriel Loftus and Lawrence Deong OSB, Novalis)

Focus

This session explores:

- Mystagogical reflection.
- The new personal experience of Confirmation and Eucharist.
- Christian life as a call to mission and service.

Background

This last session forms part of mystagogy and should be scheduled only after the celebration of Confirmation and First Communion. It is a time for "pondering the mystery."

Be sure to give children, parents and sponsors time to talk about their experience. Children have entered more deeply into the mystery of Jesus' presence, and even though some may not be able to verbalize their understanding, their imagination and feelings have been touched. They may want to express their experience through another medium, such as art or song. Adults can express their joy at welcoming the children to the table of the Lord. Children discover what it means to belong to the community of Jesus' friends.

"Go to love and serve"

"Go," says Jesus at the end of the Gospel. "I am sending you to proclaim my gospel, good news for all the world." Once the Christian community had experienced the joy of Jesus' presence and the power of his Spirit, it was ready to go outwards in every direction. Jesus did not transform the world. He transformed ordinary people into disciples who are sent, in the power of the Spirit, to renew the face of the earth. You may wish to distribute the Confirmation and First Communion certificates at this gathering. If you have planned a potluck supper, you will need to decide *when* to schedule the celebration, as well as *where* to have it. The potluck could be the central activity for the first part of the evening, with dessert saved until after the celebration.

Prepare

- ❖ Purchase and complete Confirmation and First Communion certificates.
- ❖ Create a comfortable space for parents, children and others to gather around the prayer table. If you have a large space, place the table and candle in the centre. Families will form two circles, with the newly-initiated in the inside circle and parents behind them on the outside.
- ❖ Prepare the usual items for the procession:
 - The cross.
 - The Lectionary (or Bible).
 - The candle. Try to use the Easter candle for this celebration. If it is not available, use the candle you usually use.
 - Place the Easter candle in a prominent place near the prayer table.
 - Obtain enough small tapers for all participants; children should use their own baptismal candles if possible.



- Gather pictures or photos depicting different aspects of Matthew 25:34-40 (feeding the hungry, visiting the sick, etc.).
- Make sure that the readers have arrived and are prepared for both Matthew 28:16-20 and Matthew 25:34-40.
- If memento cards are being presented, have these available.

Choose and Prepare Music:

A joyful Easter alleluia such as, "*Jesu, Jesu, Fill Us with Your Love*," (Young People's Glory and Praise II, *Tom Colvin, Damean Music*); "Let Us Go," "Jesus, You Love Us," (Calling the Children, *Christopher Walker, OCP*), "This Little Light of Mine."

Welcome And Gathering

1. Give tapers to the adults as they arrive. Children will receive tapers later if they have not brought their baptismal candles.
2. Catechist 1 expresses the joy of the whole parish that the children now have joined them at the table of the Lord.
3. Catechist 1 invites families to form into groups and to talk about what happened at their Sunday celebration.
 - What do they remember especially?
 - How did they feel?
4. On reassembling, invite those who wish to do so to share with the larger group.
5. Spend a few minutes practising the new songs.

Procession (COME)

A team member lights the candle or candles and dims the lights, if possible; play soft background music when the procession begins.

Catechist 1: *Ask those assigned to the procession to go to the back of the room where they will receive the symbols for the prayer table. Participants in the procession carry all the elements used in the previous celebrations: the Lectionary (or Bible), cross and candles.*

Invite the group to be quiet and wait for a few minutes till silence settles.

The procession gathers around the prayer table so as not to block people's view.

Presider: ***Today we remember that Jesus' friends gathered with him as he was about to leave them and return to his Father.***

Opening Prayer

Presider: ***In the name of the Father +***



***and of the Son,
and of the Holy Spirit.***

All: **Amen.**

Presider: ***Loving God, you invited us to come to your table to share the bread of life.
Now you have gathered us once again in your presence.***

*One child spreads the **cloth** on the table.*

May this table be a sign that we are all one family sharing life together.

*The candle bearer holds the **candle** high and, after the prayer below, places the candle on the table.*

May this candle remind us that Jesus, our risen Lord, lights the way to you, God.

*The cross bearer holds the **cross** high and, after the prayer below, places the cross in its stand on the table or on the floor.*

May this cross always be a sign to us of God's great love.

*The book bearer holds the **book** high and, after the prayer below, places the book on the table.*

May God's Word be for us and for our families food for our minds and hearts.

(Silence)

Lord Jesus, you called your disciples to follow you and learn how to love everyone.

Then you sent them out to share your good news.

Send the breath of your Spirit to fill our hearts. Help us to listen to and to answer your call.

We ask this in your name.

All: **Amen.**

The Word Of God (LISTEN)

Song Leader/Cantor: *Lead the group in a joyful Easter alleluia.*

Reader: ***A reading from the Gospel according to Matthew.***

The apostles went to the mountain where Jesus said he would meet them. They bowed before the Lord Jesus but some of them still weren't sure that he was really alive. Jesus came and said to them, "Everything in all of creation has been put into my hands. So I



say to you: Go and share the good news with all people. Invite them into God's family, through baptism in the name of the Father, the Son and the Holy Spirit. Help them to love as I have loved you. And remember, I will always be with you. You will never be alone."

The Gospel of the Lord.

All: **Praise to you, Lord Jesus Christ.**

Song Leader/Cantor: *Lead the group in a joyful Easter alleluia.*

Reflecting On The Reading

Catechist2 *Reflect briefly on the meaning of Jesus' words, using questions such as the following:*

- ***What did you hear in this reading?***
- ***What is Jesus asking us to do?*** [Go and share the good news]. *If children cannot answer, invite them to be very quiet and listen again to Jesus' words.*
- ***What is this "good news"?***
- ***What are some ways we can share the "good news" of Jesus this week?***

Catechist 2 *Summarize:*
All those things you have named are important to Jesus – they are ways we can bring more happiness into our world.

Catechist 2 *Ask:*
When do we hear the word "Go" at Mass on Sunday? [At the end of Mass: "Go in peace to love and serve the Lord."]

Catechist 2: ***What does it mean, "...to serve the Lord "?***

Reader 1: ***Jesus gives us the answer*** (Matthew 25:34-40). ***He said:***
"I was hungry and you gave me food."

Reader 2: ***"I was thirsty, and you gave me a drink."***

Reader 3: ***"I was a stranger and you welcomed me."***

Reader 4: ***"I was naked and you gave me clothing."***

Reader 5: ***"I was sick and you took care of me."***

Reader6: ***"I was in prison and you came to see me."***

Narrator: ***The people who hear these words will say:***



Reader 7 **“Lord, when did we see you hungry and feed you?”**

Reader 8: **“When did we see you thirsty and give you a drink?”**

Reader 9: **“When did we see you a stranger and welcome you”?**

Reader 10: **“When did we see you naked and give you clothes?”**

Reader 11: **“When did we see you sick and take care of you?”**

Reader 1: **“When did we see you in prison and come to see you?”**

Catechist 2: ***Jesus answered:***
 “I tell you truly, if you did it to any one of my brothers and sisters, you did it to me”.

Presider: *Invite a few moments of silence.*

Song Leader/Cantor: *Lead the group in, "Jesu, Jesu, Fill Us with Your Love," or "Jesus, You Love Us."*

Catechist 1 *Darken the room.*
The presider invites the children to come forward with their baptismal candles or tapers, which the presider lights from the Easter candle. If the children are in a circle, the presider could move around to light their candles. As this is done, the presider says:

(Name), go, and walk always as a child of the light!

During, this the team could lead the singing of “This Little Light of Mine.”

Catechist 1: ***Remembering the words of Jesus, you can now spread the light to everyone in your family.***

All go together to spread the light. When all candles are lit, catechist invites everyone to hold their candles and sing “This Little Light of Mine.”

Presider: ***Lord, we thank you for all who have been baptized, confirmed and joined with us at your holy table. You have placed your light in our hearts. Help us to keep it burning brightly even when it is dark.***

Catechist asks everyone to blow out their candles.

Presider: ***And now let's join hands and pray the prayer that Jesus taught us:***
 Our Father...

Dismissal (GO)

Presider: ***Go in peace to love and serve the Lord!***



All: **Thanks be to God.**

Song Leader/Cantor: Invite the group to sing "Let Us Go" by Carey Landry or "This Little Light of Mine."

Sharing Refreshments

Reflecting On The Celebration

Catechist 1 *Invite the group to reflect on the following questions:*

How did you feel about our celebration?

What did you like especially?

What did you learn about Jesus?

Banner Activity

Catechist 1 *Remind the group of today's learning: the last part of the Eucharist calls us to go out to make a better world. Invite one or two children to put the letters forming the word "GO" on the banner.*

Invite everyone to bless each other with the Sign of the Cross before they leave.

If giving the children memento cards, distribute them now.

Closing *Sing or say a prayer of blessing.*

Continuing The Journey At Home

Encourage families to:

- Continue their reflection using the activities in the chapter entitled "Following Through: The Easter Season" in their Family Book. Suggest that they plan to spread these activities out or adapt them for use during the whole year.



Name: _____

Date: _____

HOME ASSIGNMENT

3rd Sunday of Easter (Year A)

1. We often like to bring gifts to other people and friends.
What did the risen Jesus bring for each one of us?



2. How many times and activities can you do this week, where you can talk with God - even if it is only a minute long?

3. Draw yourself doing one of these activities and talking and listening to God.

A large, empty rectangular box with a thin blue border, intended for a student to draw themselves engaged in a spiritual activity.



4th Sunday of Easter (Year A)

(White Cloth)

Welcome: Leader: "Good Morning girls and boys. Welcome! *Alleluia!*"

Announcements: - Review with the children the Psalm response
- Make any necessary announcements before you begin

Candle(s): - Select child to light the candle(s)

Song: - Open our Hearts (by Christopher Walker)

Sign of the Cross - Lead the children in making the Sign of the Cross

First Reading: (Readings are taken from *The Sunday Book of Readings Adapted for Children*, p 52, and may be proclaimed by a parent or another catechist.)
"This is a reading from the Acts of the Apostles."

.....

"The Word of the Lord."

Children: "Thanks be to God."

(Pause in silence for a moment)



**Responsorial
Psalm:**

Leader: "This day was made by the Lord. Let us rejoice! Let us be glad.
This day was made by the Lord. Let us rejoice in salvation!"

(All repeat)

Leader: "The stone which the builders rejected is the Cornerstone."

All: "You have given me life. I will proclaim the wonders you do! "

This day was made by the Lord. Let us rejoice! Let us be glad.

This day was made by the Lord. Let us rejoice in salvation!"

(Pause in silence for a long moment)

Gospel

Acclamation:

Gospel:

Sing the *Alleluia* acclamation together, even if *a capella* and without instrumentation.

"This is a reading from the Gospel of John."

Children: "Glory to you O Lord" (Three crosses: Lord be in my mind, in my words, in my heart)

(Readings are taken from *The Sunday Book of Readings Adapted for Children*, p 53, and may be done by a parent or another catechist.)

"The Gospel of the Lord"

Children: "Praise to you Lord Jesus Christ"

(Pause in silence for a long moment)

Dialogue:

Both readings this week focus on hearing and following the call of God in Jesus.



Again this week, we hear of Peter, the simple fisher, getting up and speaking – or proclaiming – to the crowd. What was it that he said? (God raised Jesus; the same Jesus that was killed). How did the people react? (upset, and wondered what to do). Peter's reply: they be baptized and believe in Jesus, and that Jesus will forgive all your sins! Whenever we honestly take our bad decisions to Jesus, we will find forgiveness – always.

A sheep's life depends on the shepherd. The shepherd always leads them to water, and places where there is enough food. He also insures that they can live in safety! It is the Good Shepherd who gives life to the sheep. Who is it that helps you listen to the voice of Jesus? In the first reading, the people listened to Peter. But who do you listen to today? (teachers, parents, catechists, priests). Yes, these are all our Good Shepherds today, just as Peter was, and Jesus is.

Today, people and children all across Canada and around the world celebrate Vocations Day. That's a big word, but it simply means "a calling". Now, who do you suppose is doing the calling? (Jesus, The Father) That's right. And who do you think God is speaking to? (us). God always lets us know that, if we listen to him, he will lead us and never leave us. Just as a shepherd leads his sheep, Jesus calls people to lead his Church. The Church is praying that people "listen for their calling", so that we have good women and men who want to shepherd us too.

May we always remember to listen to the voice of God in our daily life, whether it be in the hustle and bustle of activity, or the quiet of the day, or in our heart.

Intentions:



"Let us pray: (*These intentions can be read by the children*)

Response: "Lord, hear our prayer."

Encourage the children to share their own intentions

That we will always listen for, and hear God's voice, ...

Song:

-Taken from *Catholic Book of Worship III*, your parish hymnal, or other sourced song book. Be sure it is related to the theme of today.

Closing:

- Discuss and clarify the home assignment.
- Select readers and proclaimers for the following week
- Parents should be encouraged to pre-read next week's readings with their children during the week.




Name: _____

Date: _____

HOME ASSIGNMENT

4th Sunday of Easter (Year A)



1. People don't like to be excluded from a group. Tell of a time when you were excluded from a group or activity, and what you had to do to be included.

2. Draw a picture of Jesus calling people today. Be sure to include yourself in the picture. What is he saying? What are people doing? Are they all listening?




5th Sunday of Easter (Year A)

(White Cloth)

Welcome: Leader: "Good Morning boys and girls. Welcome! *Alleluia!*"

Announcements: - Review with the children the Psalm response
- Make any necessary announcements before you begin



Candle(s): - Select child to light the candle(s)

Sign of the Cross - Lead the children in making the Sign of the Cross

First Reading: (Readings are taken from *The Sunday Book of Readings Adapted for Children*, p 54, and may be proclaimed by a parent or another catechist.)
"This is a reading from the Acts of the Apostles."

.....

"The Word of the Lord."

Children: "Thanks be to God."

(Pause in silence for a moment)



Responsorial Psalm:

Leader: "Lord be with us, with your love be with us. All our hope is in you!" (All repeat)

Verse 1: "For your faithful word and all you do, for your love we trust in you."

Verse 2: "We are chosen, God, by you. Bless us God, we trust in you!"

(Pause in silence for a long moment)

Gospel

Acclamation:

Sing the *Alleluia* acclamation together, even if *a capella* and without instrumentation.

Gospel:

"This is a reading from the Gospel of John."

Children: "Glory to you O Lord" (Three crosses: Lord be in my mind, in my words, in my heart)

(Readings are taken from *The Sunday Book of Readings Adapted for Children*, p 55 and may be proclaimed by a parent or another catechist.)

"The Gospel of the Lord"

Children: "Praise to you Lord Jesus Christ"

(Pause in silence for a long moment)

Dialogue:

The focus of the readings today show how the community of the Church,



filled with the Holy Spirit, can solve its own problems.

In the first reading, something happened that the apostles became too busy to look after everyone. What was it? (so many people). Does that ever happen to you – or to your mom or dad, or even your teacher? What do you/they do? (they might get frustrated, but they will get some help). That's the same thing the apostles did – they got some help, from the people that they were serving.

Have you ever taken a trip to a place you have never been before? What did you do? (1. decide where to go, 2. know something about where you are going, 3. pack everything you need while there, and 4. take a good map to carefully follow).

In today's gospel, Jesus was talking with his disciples about going somewhere. Where was that? (home, heaven, to his Father). What did the Thomas, the first disciple say? (where are you going?). And Jesus said "I am the _____ (Way), the _____ (Truth) and the _____ (Life)". Jesus lets us know that we only have to live like he – Jesus – did. He was truthful in everything he did; he helped people that were hurt, he spoke with people who needed help or, were ignored all the time. Sounds pretty simple doesn't it? And because Jesus will send his Holy Spirit, we will be able to do *even greater* things than he did.

What do you have to do to live like Jesus this week?

Intentions:



"Let us pray: (*These intentions can be read by the children*)

Response: "Lord, hear our prayer."

Encourage the children to share their own intentions

For the strength and courage to live like Jesus, ...

Song:

-Taken from *Catholic Book of Worship III*, your parish hymnal, or other sourced song book. Be sure it is related to the theme of today.

Closing:

- Discuss and clarify the home assignment.
- Select readers and proclaimers for the following week
- Parents should be encouraged to pre-read next week's readings with their children during the week.




Name: _____

Date: _____

HOME ASSIGNMENT

5th Sunday of Easter (Year A)

1. In the first reading today, Paul said his main work was to "preach the Word of God". Do you agree? Why or why not?



2. What did Paul suggest as a solution to the problem. Do you think it worked?

3. Draw some of the "deacons" chosen and giving food to the needy.

A large, empty rectangular box with a blue border, intended for the student to draw the deacons and the food distribution scene.



6th Sunday of Easter (Year A)

(White Cloth)

Welcome: Leader: "Good Morning boys and girls. Welcome. *Alleluia!*"

Announcements: - Review any announcements with the children

Candle(s): - Select child to light the candle(s)

Sign of the Cross - Lead the children in making the Sign of the Cross

First Reading: (Readings are taken from *The Sunday Book of Readings Adapted for Children*, p 56, and may be proclaimed by a parent or another catechist.)


"This is a reading from the Acts of the Apostles."

.....

"The Word of the Lord."

Children: "Thanks be to God."

(Pause in silence for a moment)



Responsorial Psalm:

Leader: "All the nations will praise you, and know that you are God!" (All repeat)

Verse 1: "Give God glory. Give God glory and praise."

Verse 2: "Proclaim salvation day after day."

Verse 3: "Tell the nations of God's wonderful deeds."

(Pause in silence for a long moment)

Gospel

Acclamation:

Sing the *Alleluia* acclamation together, even if *a capella* and without instrumentation.

Gospel:

"This is a reading from the Gospel of John."

....

Children: "Glory to you O Lord" (Three crosses: Lord be in my mind, in my words, in my heart)

(Readings are taken from *The Sunday Book of Readings Adapted for Children*, p 57.

These may be proclaimed a parent or another catechist.)

"The Gospel of the Lord"

....

Children: "Praise to you Lord Jesus Christ"

(Pause in silence for a long moment)

Dialogue:

The readings this week focus on God's love being the same for everyone and



everything. We sometimes call it God's Universal Love.

Who remembers the story of the Good Samaritan? Were the Samaritans friendly with the Jewish people in Judea (no; they were just different, foreigners, and didn't get along.) Philip, a disciple of Jesus, was excited by the news that Jesus had been raised from the dead, and Jesus bringing peace and forgiveness to everyone who believed, so he went to Samaria. And did the people believe him? Yes they did, and the people were filled with joy! God's love could not be contained; it was overflowing!

In the Gospel, we hear Jesus saying we should love one another so that we will be happy.

So, what is it about love, that makes us happy? Is it true? Are you are happier when you love, or are loved? How so? Could you give me an example? On Holy Thursday, Jesus showed us a way **how** to love, by washing their feet and serving other people. He does not mean that we must start washing our parents' feet, but that we must start **serving** one another. We have to look after one another. Yes, Jesus gave his life for ours when he died, but Jesus also gave his life for others by helping them, healing them, and caring for them. His presence just seemed to make the people feel important, and more happy.

Jesus wants us to be happy too : he told us, and he showed us **how** to be happy. What did he say? (Love one another **as** I have loved you.) Remember that Jesus said, "There is no greater love than to give your life to your friends". There is nothing greater, than giving your life by serving others. This week, let us remember to focus on serving others.

Intentions:



"Let us pray: (*These intentions can be read by the children*)

Response: "Lord, hear our prayer."

Encourage the children to share their own intentions

That we be able to look for ways to love and serve Jesus by loving and serving our family and friends, ...

Song:

-Taken from *Catholic Book of Worship III*, your parish hymnal, or other sourced song book. Be sure it is related to the theme of today.

Closing:

- Discuss and clarify the home assignment.
- Select readers and proclaimers for the following week
- Parents should be encouraged to pre-read next week's readings with their children during the week.




Name: _____

Date: _____

HOME ASSIGNMENT

6th Sunday of Easter (Year A)

1. List 2 or 3 ways that you can serve others this week. How can you do it?



2. When have you felt happy this past week. Why were you happy? What made you feel that way?

3. Jesus promises that when we love him, then he will show himself. Draw a picture of Jesus revealing himself to you.




Ascension Sunday (Year A)

(White Cloth)



- Welcome:** "Good morning boys & girls. Welcome! Alleluia!"
- Announcements:**
- Review with the children the Psalm response
 - Make any necessary announcements before you begin
- Candle/Book:** Choose a child to process with the candle and a parent the book.
- Sign of the Cross:** Lead the children in making the Sign of the Cross
- First Reading:** *(Readings are taken from The Sunday Book of Readings Adapted for Children, p 58, and may be proclaimed by a parent or another catechist.)*
 "This is a reading from the Acts of the Apostles."

 "The Word of the Lord."
Children: "Thanks be to God."
- 
- (Pause in silence for a moment)*
- Responsorial Psalm:** Leader: "Proclaim Good News to all of the earth! (All repeat)
 Verse 1: "Praise God with trumpets; praise God with songs." R/
 "Proclaim Good News to all of the earth!
 Verse 2: "Sing praise to Jesus our Lord and God R/ "Proclaim Good News to all of the earth!
(Pause in silence for a moment)
- Alleluia:** Sing the Alleluia together
- Gospel:** *(Readings are taken from The Sunday Book of Readings Adapted for Children, p 59 and may be proclaimed by a parent or another catechist.)*
 "This is a reading from the Holy Gospel according to Matthew."
Children: "Glory to you, Lord." *(Three crosses - Lord be in my thoughts, in my words and in my heart)*
 ...
 "The Gospel of the Lord."
Children: "Praise to you, Lord Jesus Christ."
- (Pause in silence for a moment)*
- Dialogue:** "Jesus tells his friends that God his Father has given him something; what has he been given (**share** - power and authority). What kind of



power does Jesus have (**share** - power to do good things, to heal, to forgive, to strengthen). Jesus is also sending the disciples, where is He sending them? (**share** - out to all nations, everyone); and what does he want them to do? (**share** - preach or share with others about God's love and forgiveness). Jesus tells his disciples to do something (**share** - to baptise the people in the name of the Father, and of the Son, and of the Holy Spirit). What does baptism do? (**share** - Baptism makes us part of God's family). Jesus also tells his disciples that he wants them to teach the people something. What does he want the disciples to teach the people (**share**: to teach them to keep the commandments and to do all that Jesus taught them). The commandments are all the ways that we show love for God; acting in ways that Jesus would, by loving God, helping our parents, and being a good friend to others. How will his disciples be able to do the things Jesus sends them to do, and how can we do these things that Jesus sends us to do? (**share** - Jesus promised to send the Holy Spirit and he promised to be with them always) This week, spread the Good News about Jesus, who is God, by trying to be the best person you can be."

Intentions:



"Let us pray:

That we show the good news by our actions, we pray to the Lord.

Children: "Lord, hear our prayer."

That we share the good news with others, we pray to the Lord.

Children: "Lord, hear our prayer."

(Encourage children's intentions)

Song:

- Taken from *Catholic Book of Worship III*, your parish hymnal, or other sourced song book. Be sure it is related to the theme of today.

Closing:

- Discuss and clarify the home assignment
- Select readers and proclaimers for the following week
- Parents should be encouraged to pre-read next week's readings with their children sometime during the week



Name: _____

Date: _____

HOME ASSIGNMENT

Ascension Sunday (Year A)



1. What can you do this week at home to spread the Good News about God?

2. What can you do this week at school to spread the Good News about God?


3. Draw a picture of you doing something good this week to spread the Good News about God.

A large, empty rectangular box with a thin blue border, intended for a student to draw a picture of themselves doing something good.



Pentecost Sunday (Year A)

(Red Cloth)



Welcome: "Good Morning boys and girls. Welcome ALLELUIA!!

Announcements: Review with the children the Psalm response
Make any necessary announcements before the liturgy begins.

Candle/Book: Choose a child to process with the candle and a parent the book.

Song: *Open Our Hearts* (by Christopher Walker)

Sign of the Cross: Lead the children in making the Sign of the Cross.

First Reading: "This is a reading from the Acts of the Apostles." (*Readings may be proclaimed by a parent*)
The Sunday Book of Readings Adapted for Children, p. 62

...
"The Word of the Lord."
Children: "Thanks be to God."
(*Pause in silence for a moment*)

Responsorial Psalm: **Children's Response:** "Send us your Spirit, O Lord, and renew the face of the earth!"
Verse: May your glory last forever. May you rejoice in all we do!

Alleluia: Sing the Alleluia together.



Gospel: "This is a reading from the Gospel of John."
Children: "Glory to you, Lord." (*Three crosses - Lord be in my thoughts, in my words, and in my heart*)
...
"The Gospel of the Lord."
Children: "Praise to you, Lord Jesus Christ."
(*Pause in silence for a moment*)

**Dialogue:**

"Do you remember what happened to Jesus in last Sunday's Gospel?"
 (**share** - Jesus went to Heaven) "Jesus asked the apostles to spread the Good News. In this Sunday's Gospel, Jesus gives the apostles another gift. He gives them the gift of the Holy Spirit. How did Jesus give the Holy Spirit to the apostles?" (**share** - He breathed on them) "The Holy Spirit gave them the power to forgive others. When we were baptized, we were also blessed with the Holy Spirit. We also have the power to forgive others. What does it mean to forgive someone?" (**share** - when someone does something wrong, we can say 'it's okay') "Many times when someone does something to hurt us, they feel badly. What happens when we forgive them?" (**share** - they will feel better) "This week, try not to hurt anyone. And if they hurt you, try to forgive them."

Intentions:

"Let us pray: (*The intentions may be read by the children*)

For loving us so much, we pray to the Lord.

Children: "Lord, hear our prayer."

For the Good News of Easter, we pray to the Lord.

Children: "Lord, hear our prayer."

Encourage the children to share their own intentions.

Song:

Choose from *Catholic Book of Worship III*, your parish hymnal, or other sourced song book. Be sure it is related to the theme of today.

Closing:

- Discuss and clarify the home assignment
- Select readers and proclaimers for the following week
- Parents should be encouraged to pre-read next week's readings with their children sometime during the week



Name: _____

Date: _____

HOME ASSIGNMENT

Pentecost Sunday (Year A)



1. How did Jesus pass on the gift of the Holy Spirit to the Apostles?

2. What does the Holy Spirit help us to do?

3. Draw a picture of you showing someone that you forgive them.

A large, empty rectangular box with a blue border, intended for a drawing.



Year 2 Cycle C/A Scope and Sequence Review Chart

The Liturgical Season of Easter: Easter Sunday – Pentecost (Year A)

Catechetical Focus: The Holy Spirit, the Giver of Life draws us to Christ	Scriptural References	Knowledge and Understanding: (Cognitive Level) <i>The child knows...</i>	Skills: (Practical Level) <i>The child can...</i>	Values and Attitudes: (Affective Level) <i>The child...</i>	Lectionary Readings Cycle A Gospel Reading
Exploring the way the Holy Spirit is at work in uniting people with Christ Telling narratives of people who are (were) extraordinary in their generosity and goodness Exploring the parables of Jesus Examining the narrative of Pentecost and how the Holy Spirit sends the Church out into the world	Mk 4:3-8 <i>Other seed fell into good soil and brought forth grain..."</i> Mk 6:30-44 <i>Feeding of the five thousand</i> Parable of... <i>The Mustard Seed</i> <i>Treasure and the Merchant...</i> <i>Healing of Blind Bartimaeus...</i> <i>Healing of a Paralytic...</i> <i>Healing of the Centurion's Servant...</i> <i>Cleansing of Ten Lepers</i> Acts 2:1-4 <i>Coming of the Holy Spirit</i>	The notion of generosity and abundance In an age-appropriate way, the gifts and fruits of the Holy Spirit Jesus as a parable teller God gives gifts in abundance by the Holy Spirit The meaning of the Feast of Pentecost Gratitude for the abundance of life The importance of prayer and celebration	Understand the meaning of the parables Identify some of the gifts and fruits of the Holy Spirit Understand generosity as something one responds to with generosity Express gratitude Participate in and contribute to the prayers, songs and celebrations of the group	Enters fully into the parables and narratives of Jesus Appreciates the power of the Holy Spirit in the narratives of Jesus Appreciates and lives the fruits of the Holy Spirit in relation to the mission of the Son Celebrates the Feast of Pentecost Is sustained by the gifts of the Spirit Is generous and grateful Express gratitude in prayer	Easter Sunday Jn 20:1-10 (2nd) Jn 20:19-29 (3rd) Lk 24:13-35 (4th) Jn 10:1-5, 10 (5th) Jn 14:1-12 (6th) Jn 14:15-21 Ascension Mt 28:16-20 (7th) Jn 17:1-11 Pentecost Jn 20:19-23



Feasts of the Lord and Sundays in Ordinary Time: Trinity to 23rd Sunday (Year A)

MAKING THE CONNECTION

The Sunday Readings for Cycle A, for the Feasts of the Lord and Ordinary Time after Easter (9th Sunday to 23rd), and the expectations covered in the Criteria for Catechesis for children age eight, serve as a guide in the lessons presented. The Scriptures presented help children to recognize that Jesus reveals the Spirit's action as the one who comforts, guides and moves us to help others. In these lessons, we help children make the connection between the Gospel message and their lives. The following themes should be covered:

Catechetical Outcomes

Reinforce the desired outcomes identified in the matrix that emphasize the catechetical focus for Grade 3 students: the Holy Spirit, the Giver of Life draws us to Christ.

- Begin the exploration of Baptism and Confirmation as acts of gathering and forming a family in the Holy Spirit
- Remembering that the Church is God's people who come together to worship as one family
- Present the Holy Spirit as God, the Giver of Life...the one who makes Christ present in the lives of people, and, the power that transforms bread and wine into the Body and Blood of Christ
- They will be able to explain the meaning of the passage from Scripture:
 - * God anointed Jesus with the Holy Spirit and with power and he went about doing good
 - * While Peter was still speaking the Holy Spirit fell upon all who heard the word

Cognitive, Practical and Affective Outcomes

- The children will KNOW
 - * The sacraments of Baptism, Confirmation and Eucharist are called the Sacraments of Initiation and make Christ present in our lives
 - * Prayer to God is important for being a member of a community
- The children will be able to DO the following
 - * Connect Church and Sunday as a day of gathering to worship
 - * Grasp the actions of Baptism, Confirmation and Eucharist as actions of God
 - * Participate in celebrations and rituals of the Christian community
- The children should demonstrate the following VALUES and ATTITUDES
 - * Enjoy being part of and participating in a gathering which forms community



Specific Lectionary Based Outcomes

- (Trinity) Jesus tells his disciples to preach, baptize and teach in the name of God the Father, Son and Holy Spirit
- (Corpus Christi) Jesus is the only one who can satisfy what we want/hunger for
- (10th) Just obeying the letter of the law isn't enough; we must understand the spirit of the law (love)
- (11th) Disciples are called and sent to seek the lost and care for them as a shepherd cares for his sheep
- (12th) Suffering is a part of life but God is always there to care for and protect the faithful
- (13th) We should welcome and accept people who bring God's word to us
- (14th) We must try to be humble and gentle like Jesus
- (15th) Even though lots of seeds that are planted die, in the end, God's word will bear fruit
- (16th) We don't always see the results of our good work; it is all part of God's plan
- (17th) When we know how special the kingdom of God is, we will do anything for it
- (18th) The parable reminds us that the Eucharistic bread nourishes us now and forever
- (19th) We all have storms or fears in life but Jesus wants us to have faith in him; he will always help us
- (20th) We must try to accept all people because they are made in the image and likeness of God
- (21st) Peter is given leadership of the early church because of the faith in Christ he demonstrated
- (22nd) Jesus explained that his disciples would have to suffer in life if they choose to live for others
- (23rd) We must accept our responsibility to listen to people who are trying to help us live a good life
- (23rd) We must also pray with the community



Trinity Sunday (Year A)

(White Cloth)



Welcome: "Good morning boys & girls. Welcome!"

Announcements: Review with the children the Psalm response
Make any necessary announcements before the liturgy begins.

Candle/Book: Choose a child to process with the candle and a parent the book.

Song: *Open Our Hearts* (by Christopher Walker)
Sign of the Cross: Lead the children in making the Sign of the Cross.

Alleluia: Sing the Alleluia together

Gospel: "This is a reading from the Gospel of Matthew."

Children: "Glory to you, Lord." (Three crosses - Lord be in my thoughts, in my words, and in my heart)

The Sunday Book of Readings Adapted for Children, p. 66

"This is the Gospel of the Lord."

Children: "Praise to you, Lord Jesus Christ."

Dialogue: "In today's Gospel, Jesus tells the disciples to do two things. Does anyone remember what he said?" (**share** - preach and baptize) "Are we still doing this today? Who do you know who teaches about the Jesus?" (**share** - Our parish priest, liturgy leaders, parents) "Do we still baptize people? When do we normally baptize people?" (**share** - usually babies, sometimes others) "When you are baptized, the priest says 'I baptize you in the name of the Father, the Son, and the Holy Spirit.' What do people usually do when they say those words?" (**share** - touch hand to forehead, chest and shoulders; show handout) "We have a prayer called The Sign of the Cross. When we pray this prayer we can think of our baptism and we tell God that we believe in God the Father, the Son, and the Holy Spirit. During mass we make the Sign of the Cross and bless ourselves. This handout will help you to remember the Sign of the Cross."

Intentions: "Let us pray:

That we praise God always, we pray to the Lord.

Children: "Lord, hear our prayer."

That we pray to the Father, the Son, and the Holy Spirit, we pray to the Lord.

Children: "Lord, hear our prayer."
encourage children's intentions...





Song: Choose from *Catholic Book of Worship III*, your parish hymnal, or other sourced song book. Be sure it is related to the theme of today.

Closing:

- Discuss and clarify the home assignment
- Select readers and proclaimers for the following week
- Parents should be encouraged to pre-read next week's readings with their children sometime during the week




Name: _____


Date: _____

HOME ASSIGNMENT

Trinity Sunday (Year A)



See if you can you clip out the three hearts and make one Shamrock!
(Here's a hint)





Body and Blood of Christ (Year A)

(White Cloth)



- Welcome:** "Good morning boys & girls. Welcome!
- Announcements:** Make any necessary announcements before the liturgy begins.
- Candle/Book:** Choose a child to process with the candle and a parent the book.
- Song:** *Open Our Hearts* (by Christopher Walker)
- Sign of the Cross:** Lead the children in making the Sign of the Cross.
- First Reading:** "This is a reading from Paul's letter to the Corinthians." (*Readings may be proclaimed by a parent*)
The Sunday Book of Readings Adapted for Children, p. 56
 ...
 "The Word of the Lord."
Children: "Thanks be to God."
 (*Pause in silence for a moment*)
- Responsorial Psalm:** Leader: "You are the one who feeds us, giving us food from your hand"
 (All repeat)
 Leader: "You are the one who feeds us, giving us all we need" (All repeat)
- Alleluia:** Sing the Alleluia together
- Gospel:** "This is a reading from the Gospel of John."
Children: "Glory to you, Lord." (*three crosses - Lord be in my thoughts, in my words, and in my heart*)
The Sunday Book of Readings Adapted for Children, p. 62
 "This is the Gospel of the Lord."
Children: "Praise to you, Lord Jesus Christ."
- Dialogue:** "When we celebrate special events, we often share a special food or meal. Is there a special food that you share with your family for birthdays?" (*share* - cake) "Is there a special food that you have at Christmas?" (*share* - turkey, ham, etc.) "When we think of these foods, we remember past celebrations. Sharing these meals brings us closer together. The last meal that Jesus ate with his apostles, was a



very special meal. Do you know what they had?" (**share** - bread and wine) "Jesus told them that from then on whenever his disciples shared that meal they would remember him and he would be there in a special way. When we come together for the Eucharistic celebration, on Sundays and weekdays, (also called the Mass) we remember what Jesus said and did. When we share the bread and wine and it brings us closer together. At every Mass, the priest says the same words that Jesus said at the Last Supper. Today, when you go upstairs, listen carefully to the words Jesus said when he shared the last special meal with his friends. It reminds us that Jesus is always with us."

Intentions:



"Let us pray:

For all those who receive Jesus, that they may become more and more like him, we pray to the Lord.

Children: "Lord, hear our prayer."

For all parents, especially our moms and dads, we pray to the Lord.

Children: "Lord, hear our prayer."

Closing:

- Discuss the home assignment
- Parents should be encouraged to continue discussing each week's readings with their children over the summer months.



Name: _____

Date: _____

HOME ASSIGNMENT

Body and Blood of Christ Sunday (Year A)





Scope and Sequence Review Chart

Year 2 Cycle C/A

FEASTS OF THE LORD AND SUNDAYS IN ORDINARY TIME – TRINITY TO THE 23RD SUNDAY (CYCLE A)

Catechetical Focus:	Scriptural References	Knowledge and Understanding: (Cognitive Level)	Skills: (Practical Level)	Values and Attitudes: (Affective Level)	Lectionary Readings Cycle A
The Holy Spirit, the Giver of Life draws us to Christ		<i>The child knows...</i>	<i>The child can...</i>	<i>The child...</i>	Gospel Reading
<p>Exploring Baptism and Confirmation as acts of gathering and forming a family in the Holy Spirit</p> <p>The Church is God's people who come together to worship as one family</p> <p>Presenting the Holy Spirit as God, the Giver of Life...the one who makes Christ present in the lives of people, and, the power that transforms bread and wine into the Body and Blood of Christ</p>	<p>Acts 10:34-48 <i>God anointed Jesus with the Holy Spirit and with power; he went about doing good...'</i> <i>While Peter was still speaking the Holy Spirit fell upon all who heard the word.</i></p>	<p>The sacraments of Baptism, Confirmation and Eucharist make Christ present in our lives</p> <p>Prayer to God is important for being a member of a community</p>	<p>Connect Church and Sunday as a day of gathering to worship</p> <p>Grasp the actions of Baptism, Confirmation and Eucharist as actions of God</p> <p>Participate in celebrations and rituals of the Christian community</p>	<p>Enjoys being part of and participating in a gathering which form community</p>	<p>Trinity Sunday Jn 3:16-18 or Mt 28:16-20 Corpus Christi Jn 6: 35, 51-56</p> <p>(10th) Mt 9:9-13 (11th) Mt 9:36-10:8 (12th) Mt 10:26-33 (13th) Mt 10:37-42 (14th) Mt 11:25-30 (15th) Mt 13: 1-23 (16th) Mt 13:24-43 (17th) Mt 13:44-52 (18th) Mt 14:13-21 (19th) Mt 14:22-33 (20th) Mt 15:21-28 (21st) Mt 16:13-20 (22nd) Mt 16:21-27 (23rd) Mt 18: 15-20</p>