



Our Faith Journey

Preparing Young Children for
Celebrating the Sacraments

LESSON PLANS YEAR TWO September – December 2016 Year C / Year A



DEVELOPED BY THE BISHOP'S ADVISORY COMMITTEE FOR CHILDREN'S CATECHESIS

Roman Catholic Diocese of Victoria



Table of Contents: Lessons

The Liturgical Season of Ordinary Time	46
24th Sunday in Ordinary Time (Year C)	48
25th Sunday in Ordinary Time (Year C)	51
First part of the Rite of Baptism (25th Sunday)	53
26th Sunday in Ordinary Time (Year C)	59
Called by Name (26th Sunday)	61
27th Sunday in Ordinary Time (Year C)	67
Baptized with Water (27th Sunday)	69
28th Sunday in Ordinary Time (Year C)	78
29th Sunday in Ordinary Time (Year C)	81
Anointed with Oil (29th Sunday)	83
30th Sunday in Ordinary Time (Year C)	93
Preparing for Hallowe'en / All Saints / All Souls (30th Sunday)	95
Clothing with a White Garment (Week of Nov 1)	104
32nd Sunday in Ordinary Time (Year C)	114
Enlightened by Christ – Baptismal Candle	116
(32nd Sunday)	116
33rd Sunday in Ordinary Time (Year C)	127
Awakened to Grace—'Ephphetha Rite'	129
(33rd Sunday)	129
Christ the King Sunday (Year C)	139
<i>Our Faith Journey</i> Year 2 Cycle C/A Scope and Sequence Review Chart	142



The Liturgical Season of Advent/Christmas (Cycle A) 144

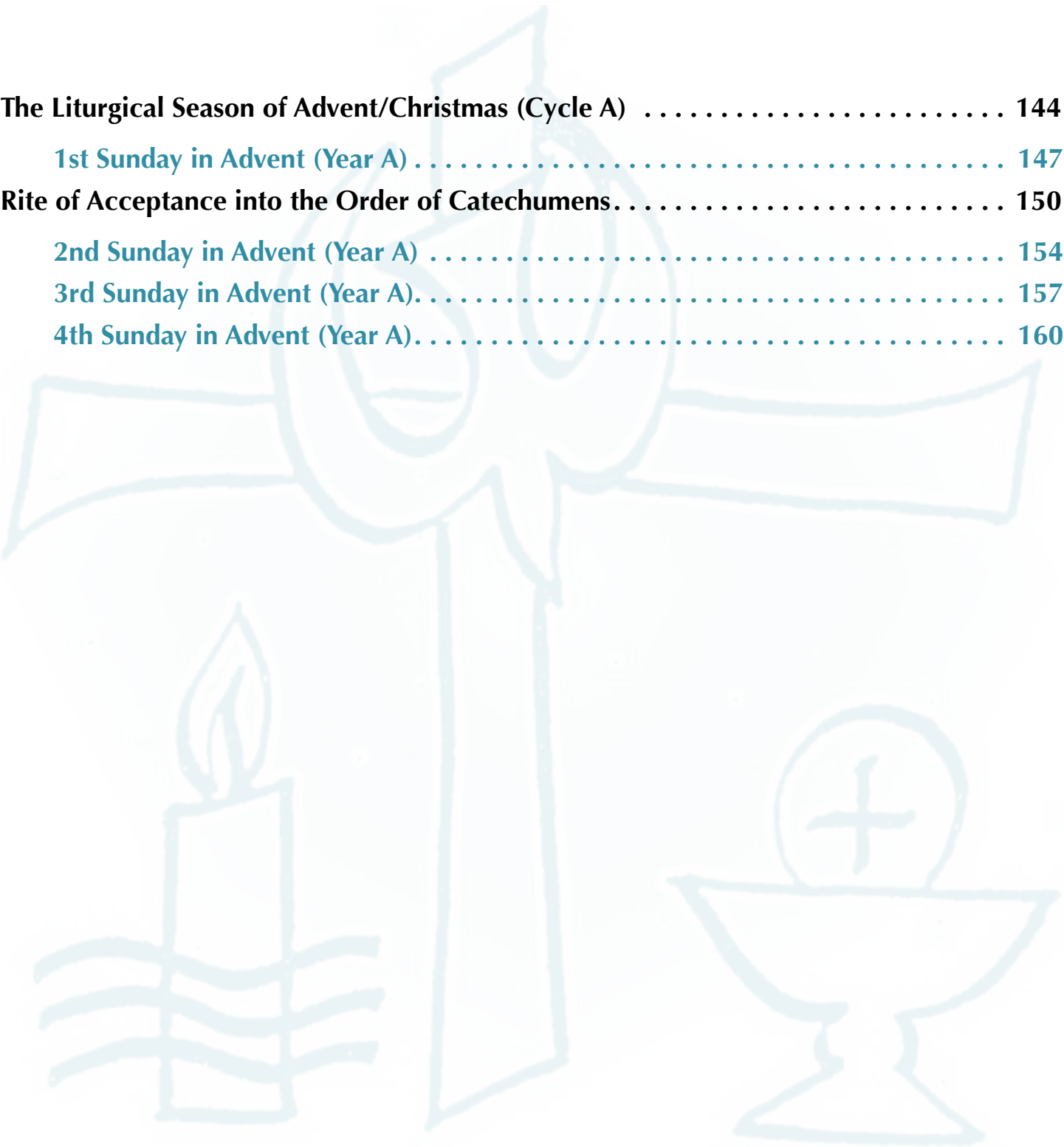
1st Sunday in Advent (Year A) 147

Rite of Acceptance into the Order of Catechumens..... 150

2nd Sunday in Advent (Year A) 154

3rd Sunday in Advent (Year A)..... 157

4th Sunday in Advent (Year A)..... 160





The Liturgical Season of Ordinary Time

MAKING THE CONNECTION

The Liturgical Season of Ordinary Time - 24th – Christ the King Sunday (Cycle C): Making the Connection

The Sunday Readings for Cycle C, the Liturgical Season of Ordinary Time and the expectations covered in the Criteria for Catechesis for children age eight serve as a guide in the lessons presented. We continue to guide children to know, contemplate, celebrate and live the love of the Trinity by recognizing the Holy Spirit as working through Jesus in his encounters with people. Catechists also help children make the connection between the Gospel message and their lives.

- Invite parents of children in grade three to an initial meeting to discuss expectations for the second year of the two-year program with the priest and catechists involved (early to mid-Sept.)

Catechetical Outcomes

- Reinforce the desired outcomes identified in the matrix that emphasize the catechetical focus for eight year olds: the Holy Spirit, the Giver of Life, draws us to Christ
 - * Enable the children to know, celebrate and live the mystery of the Trinity made alive in us by the power of the Holy Spirit who brings Jesus into the lives of the children by the sacraments
 - * Prepare the children to encounter the Lord Jesus
 - * Unite the children to the life and mission of Christ
- Discuss the Scriptural references associated with the catechetical focus described above:
 - » *I will not leave you orphaned*
 - » *But...the Holy Spirit, whom the Father will send in my name, will teach you everything, and remind you of all that I have said to you*
 - » *I am with you always*

Cognitive, Practical and Affective Outcomes

- The children will KNOW
 - * That Jesus promised to make the Spirit present to us
 - * That the Holy Spirit, the Giver of Life, is present in our liturgical celebrations
 - * That the Holy Spirit will guide our actions and help us reach out to others
 - * Prayer to God is important for being part of a community
- The children will be able to DO the following
 - * Recognize the active presence of someone who is absent
 - * Participate in a celebration of the Word honouring the Holy Spirit
 - * Call on (pray to) the Holy Spirit for help



- The children should demonstrate the following VALUES and ATTITUDES
 - * Feel the presence of the Holy Spirit
 - * Want to reach out and give to others
 - * Demonstrate gratitude for the people who are part of his or her community
 - * Works and plays with others with joy

Specific Lectionary Based Outcomes

- (24th) God sent Jesus to look for those who are lost who had turned away from God. He rejoices when the lost are found
- (25th) Having money is not wrong. Getting money in the wrong way and using it selfishly is wrong. God's place in our life should come before anything
- (26th) Greediness or selfishness results in an unhappy life. God loves the poor and wants us to share with them now
- (27th) Faith is a gift that we must pray for. The parable of the mustard seed is a powerful description of the power of faith
- (28th) We should always be thankful for the things God has done for us
- (29th) Praying continually puts us in touch with God and opens our minds and hearts to God's plan for us
- (30th) Humility is seeing ourselves as neither better nor worse than other people. Today's Gospel reading focuses on knowing we need God's help to truly know ourselves
- (31st) Zacchaeus' story is a story of a man whose life was changed by an encounter with Jesus. Jesus initiated the relationship with Zacchaeus as he does with us
- (32nd) The Sadducees tried to trick Jesus about what life after death would be like. Heaven (eternal life) is completely different than life now and we don't know what it will be like except that it will be free from harm as we live with God forever
- (33rd) Jesus wants us to be faithful to him even when things are difficult. We have His Spirit to help us
- (Christ the King) Jesus wants to be our King, a shepherd King who cares for us and who will take care of us if we have faith like the good criminal did



24th Sunday in Ordinary Time (Year C)

(Green Cloth)



Welcome: "Good morning boys & girls. Welcome!"

Announcements: Make any necessary announcements before the liturgy begins.

Candles: Select one child to help light the candles.

Song: *Open Our Hearts* (by Christopher Walker)

Sign of the Cross: Lead the children in making the Sign of the Cross

First Reading: "This is a reading from the book of Exodus." (*Readings may be proclaimed by a parent*)
The Sunday Book of Readings Adapted for Children, p. 116
 "The Word of the Lord."
Children: "Thanks be to God."

Responsorial Psalm: **Children's Response:** "In your kindness, O God, have mercy on me."
 Verse 1: "I know that I have sinned and done what is wrong."
 Verse 2: "O God, forgive my sins and make my heart true." (*Pause in silence for a moment*)

Alleluia: Sing the Alleluia together



Gospel: "This is a reading from the Gospel of Luke."

Children: "Glory to you, Lord." (*Three crosses - Lord be in my thoughts, in my words, and in my heart*)

The Sunday Book of Readings Adapted for Children, p. 117

"The Gospel of the Lord."

Children: "Praise to you, Lord Jesus Christ."

Dialogue: "The readings today focus on the mercy of God and his willingness to forgive us even though we may turn away from him."

"In the first reading, God spoke to Moses. God was not happy with the people. Do you remember why?" (**share** - they turned away from God) "The people were worshipping an animal made of metal, a golden calf, instead of God. God had done so much for them yet they turned their back on him. God was going to punish the people. Do you remember what Moses did?" (**share** - begged God to forgive



them) "What did God do?" (**share** - God decided not to punish them)
 "God was very quick to forgive the people."

"Jesus often tells parables, which are stories, in order to teach us a lesson. In today's Gospel, Jesus tells the parable about a shepherd who went looking for one lost sheep. Who do you think the shepherd really is?" (**share** - give clues/tell them it's God) "Who do you think the lost sheep might be?" (**share** - someone who left the Church, someone who stopped believing in God, or someone who never believed in God) "Why did the shepherd/God rejoice?" (**share** - the sheep came back/believed again) "The Gospel tells us that God, just like the shepherd, seeks out those who are lost and rejoices when he finds them. God loves us and wants to save us. God sent Jesus to look for those who were lost, those who had turned away from God. Jesus still looks for us when we turn away from God and he rejoices when we are found. Jesus is our Good Shepherd."

"We get busy and sometimes forget about God. What things keep us busy?" (**share** - school, sports, video games, TV, etc.) "Sometimes we think that other things are more important. No matter what happens or how busy we get, God will always forgive us and welcome us back just like the lost sheep."

Intentions:



"Let us pray: (*The intentions may be read by the children*)

That we forgive others when they hurt us, we pray to the Lord.

Children: "Lord, hear our prayer."

That we say 'I'm sorry' when we hurt others, we pray to the Lord.

Children: "Lord, hear our prayer."

Encourage the children to share their own intentions.

Hymn:

Choose from *Catholic Book of Worship III*, your parish hymnal, or other sourced song book. Be sure it is related to the theme of today.

Closing:

Discuss the Home Assignment and select readers for the following week; all parents should be encouraged to read next week's readings with their children.



Name: _____

Date: _____

HOME ASSIGNMENT

24th Sunday in Ordinary Time (Year C)



1. What are some of the things you like to do that keep you busy? (eg. sports, school, music)

2. What are some of the things that you do to remember God? (e.g. pray, come to church, hang a cross in your bedroom)

3. Draw a picture of a herd of sheep and the shepherd going after one lamb that has wandered off.

A large, empty rectangular box with a thin blue border, intended for a drawing.



25th Sunday in Ordinary Time (Year C)

(Green Cloth)



Welcome: "Good morning boys & girls. Welcome!

Sign of the Cross: Lead the children in making the Sign of the Cross

First Reading: "This is a reading from the prophet Amos."
The Sunday Book of Readings Adapted for Children, p. 118
 "The Word of the Lord."
Children: "Thanks be to God."

Responsorial Psalm: **Children's Response:** "You love the poor, you love the needy."
 Verse 1: "Teach us to love the poor and the needy."
 Verse 2: "You give them help, you care for them."

Alleluia: sing the Alleluia together

Gospel: "This is a reading from the Gospel of Luke."
Children: "Glory to you, Lord." (Three crosses – Lord be in my thoughts, in my words, and in my heart)
The Sunday Book of Readings Adapted for Children, p. 119
 "The Gospel of the Lord."
Children: "Praise to you, Lord Jesus Christ."



Dialogue: "The readings today focus on greed and dishonesty."

"In the first reading, Amos spoke to the people. Do you remember why he was mad at the people?" (**share** – they charged the poor more money for their grain) "Amos was angry that people would try to cheat the poor and make them pay more for the grain. He told them that he would not forget what they had done. Who else do you think will not forget if someone is greedy and cheats people?" (**share** – God)

"The Gospel focuses more on being honest. Do you remember what Jesus said? If you can't be trusted with the little things then...?" (**share** – you can't be trusted with the big things) "And, Jesus said that if you are not honest about the little things...?" (**share** – then you won't be honest about the big things)

"Think about a time in your life when you told the truth. Do you remember how you felt when you told the truth?" (**share** – happy,



proud to have been honest) "Now, think of a time in your life when you may have told a lie, when you did not tell the truth. Do you remember how you felt when you told a lie? (**share** - ashamed, guilty, sad) "God knows what makes us happy and what makes us sad. He wants to help us to be happy and so he gave us rules. We call these rules the Ten Commandments. The first three commandments tell us how we must love God and the last seven tell us how we must love one another. What do you think it means to love one another? What should we do if we love each other?" (**share** - be honest, kind, share, show compassion, etc.)

"Jesus said, 'You cannot serve God and money at the same time.' Having money is not wrong, but being dishonest or greedy with it...that's wrong. Jesus wants us to be happy and wants us to live lives that make others happy, too. We need to be honest and not greedy as we live our lives this week."

Intentions:



"Let us pray: (*the intentions can be read by the children*)

For the times we didn't listen, making ourselves and others sad, we pray to the Lord.

Children: "Lord, hear our prayer."

For giving us such good rules, we pray to the Lord.

Children: "Lord, hear our prayer."

encourage the children to share their own intentions

Hymn: *Catholic Book of Worship III or Glory & Praise Sunday theme*

Closing: Discuss the Home Assignment and select readers for the following week.



First part of the Rite of Baptism (25th Sunday)

SIGNING OF THE CHILDREN WITH THE CROSS

Making a Mosaic Cross

PRIOR TO THIS SESSION YOU WILL NEED TO HAVE THE MOSAIC CROSS READY FOR ASSEMBLY. ALL THE PIECES NEED TO BE CUT FOR DECORATION. MAKE SURE YOU KEEP A MASTER PLAN OF THE CROSS, SO THAT IT CAN BE ASSEMBLED CORRECTLY.

- You will need to know the exact number of children preparing to celebrate the sacraments.
- Cut out a large cross from brown paper or cardboard. Make sure that it is at least 70 cm (28 inches) long and 15 cm (6 inches) wide.
- Place two 70 cm x 55 cm (28 inch x22 inch) piece of construction paper one on top of the other.
- Trace the shape of the cross onto the top sheet, pressing down heavily to leave an impression on the bottom sheet.
- Pressing heavily, mark off as many shapes as the total number in (1) so that the inside of the cross resembles a large puzzle.
- Separate the sheets. If the impression of the shapes on the bottom paper is not too clear, trace over these shapes and add similar shapes to the rest of the paper to give the appearance of a large puzzle.
- Number each piece of the cross on the bottom sheet, and lightly pencil these same numbers on the fronts of the corresponding pieces of the cross on the top sheet.
- Cut out the pieces of the cross from the top sheet only. You might wish to trace these onto coloured fabric or felt.

Using material

Make sure that it is at least 70 cm (28 inches) long and 15 cm (6 inches) wide. You may want to outline a large cross with zig-zag stitching. Using different coloured felts, cut enough pieces to fit the cross using the above directions. It is best to use different cuts so that no two pieces are the same.

Other materials needed

- Name tags
- Glitter glue
- Felts
- Masking tape
- Felt markers
- Refreshments
- Handout for families



Welcome / Introductions

Gathering prayer

DEAR GOD,
 BLESS THIS TIME WE WILL SPEND TOGETHER.
 HELP US TO COME TO KNOW YOU BETTER.
 OUR FATHER

Evaluate the parish celebration(s) with the children and their parents. How did they feel when they were called by name?

- Invite each child to take a piece of the cross and decorate it.
- While this is happening tell parents to write the name of their child on the masking tape and attach it to their hand. The children are not to see this until later in the session.

Once the cross is assembled

Share how it takes us all to make the cross:

- The cross illustrates our unity as one family, the family of Christians.
- We are all different, unique.
- We treasure the cross because it is a sign not only of the death of Jesus but also of his resurrection. In the cross (demonstrate how much God loves us—a hug)
- A long time ago, Christians saw the cross as such a great treasure that they would cover it with precious jewels or make crosses out of jewels. Each one of you (family) is like a precious jewel on the cross.

Remembering Baptism

Question to the children:

“Do you know when you were marked by the Sign of the Cross for the very first time?”

- When your parents brought you to the Church to be baptized, your parents and godparents were met at the church door and asked “what name do you give your child?”
- Next the priest asks what the parents want for this child and they answer: baptism.
- The priest then tells them how they must help their child learn to be a friend and follower of Jesus, and he asks the godparents and the faith community if they will help.

Then there is a special moment. The priest says the baby’s name _____, the Christian community welcomes you with great joy!” He traces the sign of the cross on your forehead and says “I claim you for Christ ...” You are marked as a Christian and you belong to the Lord Jesus. He invites parents, godparents, brothers and sisters to do the same. The priest says our name many times during the rite of baptism

Celebration

We will now move to the place set aside for our ritual catechesis.



Ritual Experience

PROCESSION (COME)

A team member gathers those selected for the procession and invites them to go to the back of the room where they will be given the objects that they will carry in the procession. The procession gathers around the prayer table so as not to block people's view. Soft music will be playing while the procession takes place.

Presider:	<i>In the name of the Father+, and of the Son, and of the Holy Spirit.</i>
All:	<i>Amen.</i>
	Let us pray for the gift of God's Spirit as we begin our journey to the table of the Lord.
	Loving God, you gather us to celebrate and to give thanks that you have called us by name. Bless these symbols as they help us remember that you are with us.
	<i>One child spreads the cloth on the table</i>
	May this table be a sign that we are all one family sharing our life together.
	<i>The candle bearer holds the candle high, and after the prayer (below) places the candle on the table.</i>
Presider:	May this candle remind us that Jesus, our light, shows the way to you.
	<i>The cross bearer holds the cross high and, after the prayer below, places the cross on the table.</i>
	May this cross always be a sign to us of your great love.
	<i>The book bearer holds the Lectionary (Bible) high and, after the prayer below, places the book on the table.</i>
	May the Word be rich food for our minds and hearts.
	This we ask through your Son, Jesus our Lord.
All:	<i>Amen.</i>

THE WORD OF GOD (LISTEN)

	Now we will listen to a story from the book of God's word about a child whom God called by name.
	<i>A Team leader leads the group in a "Listen" song (from Music for Children's Liturgy of the Word, Christopher Walker and Paule Freeburg DC, Oregon Catholic Press)</i>
Presider:	(actions)
	<ul style="list-style-type: none"> • Listen with your heart • Listen to the Good News • Hear what God is saying to you and me.
	(repeat)



Proclaimer of the Word: 1 Samuel 3:1–11
The Word of the Lord
 All: *Thanks be to God.*

OPTION 1

To engage the children even more in the story, he/she indicates that he/she will read it again.

Presider: This time, let's imagine that God is calling you by name. Everyone can call out, "Here I am"

When God says, "Samuel, Samuel," the third time you can respond, "Speak, Lord, I'm listening."

Invites each family or group of families to talk about the story using the following questions:

- What did you hear in this story?
- What did Samuel learn? [God was calling him by name]
- How are we like Samuel? When are we called by name?
- What did Samuel say to the voice in the night? ["Speak to me, Lord, I'm listening."]
- What is God inviting you to do this week? Or, how can you say "Yes" to God's call?

In these or similar words:

I want to tell you now about another friend of God, who, like Samuel, learned to listen to God. His name is Isaiah.

Catechist 2: *The catechist opens the Bible*

One day Isaiah heard the voice of the Lord saying, "Whom shall I send, and who will go for us?" And Isaiah answered, "Here I am; send me! (Is. 6:8)

He was ready, like Samuel, to hear God's call and bring God's word to the people.

Once when the people were very sad and discouraged and wondered if God had forgotten them, this is what Isaiah heard:

"Can a woman forget the baby at her breast? Even if a mother could forget, I will never forget you. I have carved you on the palms of my hands" (Is. 49: 15, 16)

Invite parents to form a large circle around the room while the children remain in their places. Then ask the parents from left to right, to read what they have written on their hands. After all the names have been called, invite the children to go to their parents and see their names. Then both children and parents return to their seats.



THE CALL (Do)

	As God called Samuel and Isaiah,. So God calls each one of us to become full members of our Christian community. Your parents and teachers believe you are ready for the next step.
	Yes, you are invited to join everyone at the Lord's table. Are you ready to say the words of Samuel, "Here I am!"?
Presider:	<i>Invites each child forward with their parents, who place their hands on the child's head or shoulder:</i>
	Clasps hands of child and says: N_____, in Jesus' name, I call you to become a full member of God's holy people.
Child:	Here I Am!
	<i>After all have answered:</i>
Presider:	You have answered God's call. You too can say, Speak, Lord, I'm listening!" Go now and continue to hear God's voice and to say "Yes" with love.

REFRESHMENTS

Reflecting on the Celebration

	<i>Invites the group to reflect on the following:</i>
	<ul style="list-style-type: none"> • What did you like especially about tonight? • What did you learn about God? • Why do you think your name is so important?
Catechist:	<ul style="list-style-type: none"> • How do we have listening hearts?
	We shared food that nourished our bodies. Was there anything that nourished our hearts?
	Remind the group that God calls each one of us every day to live as faithful followers and friends of Jesus. A prayer that will help us to have listening hearts is the prayer of Samuel "Speak, Lord, I'm listening."

Continuing the journey at home

Work together on "My Baptism Story" (see *Come Spirit of God Family Book*, page 8; or *Alive in the Spirit Family Book*, page 9) and have it completed for our next session. Ask everyone to leave their name tags in the basket.

Blessing



Name: _____

Date: _____

HOME ASSIGNMENT

25th Sunday in Ordinary Time (Year C)



1. What is one thing that you could do this week that would show you are an honest person?

2. What is one thing that you could do this week that would show you are an unselfish person?

3. Having money is not wrong, but getting it in a bad way or using it in a bad way is wrong. Draw a picture of how you could use money in a good way.

A large, empty rectangular box with a blue border, intended for the student to draw a picture of how they could use money in a good way.



26th Sunday in Ordinary Time (Year C)

(Green Cloth)



Welcome: "Good morning boys & girls. Welcome!"

Announcements: Make any necessary announcements before the liturgy begins.

Candles: Select one child to help light the candles.

Song: *Open Our Hearts* (by Christopher Walker)

Sign of the Cross: Lead the children in making the Sign of the Cross (*Readings may be proclaimed by a parent*)

First Reading: "This is a reading from the prophet Amos."
The Sunday Book of Readings Adapted for Children, p. 120
 "The Word of the Lord."
Children: "Thanks be to God."

Responsorial Psalm: **Children's Response:** "Teach us to love the poor and the needy."
 Verse 1: "You love the poor, you love the needy."
 Verse 2: "You give them help, you care for them." (*Pause in silence for a moment*)

Alleluia: Sing the Alleluia together.



Gospel: "This is a reading from the Gospel of Luke."
Children: "Glory to you, Lord." (*Three crosses - Lord be in my thoughts, in my words, and in my heart*)
The Sunday Book of Readings Adapted for Children, p. 121
 "The Gospel of the Lord."
Children: "Praise to you, Lord Jesus Christ."

Dialogue: "This week's readings again focus on greed."

"Just like last week, the first reading comes from the prophet Amos. He always asked the people to be honest and not greedy. Why was Amos angry with the people in this reading?" (**share** - the rich people didn't seem to care about anyone else) "What did the rich people do with their money?" (**share** - they bought the best of everything and ate the most expensive food) "There were many poor people living in Jerusalem while this was happening. Amos was angry that the rich



people seemed to be ignoring the poor...even though they claimed that they believed in God. What do you think someone who believed in God should have done instead?" (**share** - helped the poor)

"Did you ever give away something that was a little hard to give away? How did you feel when you gave it away?" (**share** - good, proud, maybe a little sad) "Let's imagine that each one of us just received a box of chocolates. You can go to your room and eat them all or you can share the box with others. Which will bring real joy into your heart and the hearts of others?" (**share** - hopefully, sharing them)

"In the Gospel, the rich man was so busy thinking of himself that he didn't even see the poor man, Lazarus. What did the poor man want?" (**share** - some food, even scraps) "What did the rich man give him?" (**share** - nothing) "When they died, what did the rich man want?" (**share** - cool water, then for Lazarus to warn his brothers)

"God is so generous to us. He is the creator of heaven and earth. He doesn't charge us for the sun, the rain, or the air we breathe. He shares it with all his children. It doesn't matter what age or colour or size we are. Last Sunday, Jesus asked us to obey God's rules or commandments. Today, Jesus asks us to share and to love one another. Let's try to do that this week."

Intentions:



"Let us pray: (*The intentions may be read by the children*)

For open hands and hearts, we pray to the Lord.

Children: "Lord, hear our prayer."

For the poor, we pray to the Lord.

Children: "Lord, hear our prayer."

Encourage the children to share their own intentions.

Hymn:

Choose from *Catholic Book of Worship III*, your parish hymnal, or other sourced song book. Be sure it is related to the theme of today.

Closing:

Discuss the Home Assignment and select readers for the following week; all parents should be encouraged to read next week's readings with their children.



Called by Name (26th Sunday)

I AM SPECIAL

Catechist Reflection

God loves each of us from the moment of our life begins. In God we find a caring presence. God never fails to love, never fails to see the good in us. In relationship to God, we come to see ourselves as people who are loved and who are good.

God is the initiator of love. Love is God's gift to us. We do not need to understand, to prove, to earn it; we merely need to accept this unconditional gift.

Throughout our lives – even as adults – we search for a sense of ourselves. We look for ways to understand who we are and to know ourselves as accepted and good.

Our children are bombarded with many messages that tell them they are never good enough. The world around them says, “You can never be too rich, too powerful, too smart, too attractive” What they hear is “You can never be good enough.”

In God's love, we experience a very different message. In Scripture, and throughout history, God has shown us a love that does not demand that we be “good enough.” Rather, God loves us freely and in full knowledge of who we are - good and not-so-good.

It is no mistake that we are creatures who live “in relationship.” It is in and through personal relationships that we come to experience God's love for us. As we accept and love one another, we begin to bring to light the God who is always with us.

Goals

- Lead the children to the understanding that they are special and loved by God.
- Help them remember that they were called by name at their baptism.
- Realizing the importance of our name.

You will need the following:

- A welcome place to gather
- Name tags
- Prayer Table with cloth (liturgical colour) – cross reference
- Processional Cross
- Lectionary
- Candle(s)
- 4 x 6 inch pieces of card stock
- Colour pencils, markers, pencils, glitter and glue

Welcome / Introductions



Opening Prayer

WE PRAISE YOU, LOVING GOD,
 FOR YOUR WORD, JESUS CHRIST.
 GIVE US YOUR HOLY SPIRIT
 TO LISTEN TO YOUR WORD WITH OUR EARS,
 TO TREASURE IT WITH OUR HEARTS
 AND TO LIVE IT WITH OUR LIVES.
 WE ASK YOU THIS THROUGH YOUR WORD JESUS CHRIST
 WHO LIVES AND REIGNS WITH YOU IN THE UNITY OF THE HOLY SPIRIT,
 ONE GOD FOREVER AND EVER. AMEN

Revisit last week's gathering. Take time to hear their baptism stories.

Make the Connection between The Cross and being Called By Name

Remember last week when we heard the story of Samuel and how he responded to God calling him. Does anyone remember how Samuel answered God's call?

At our birth, our parents gave us a special name.

Leader:

The first question that comes up at Baptism is "What name do you give your child?" Isn't it wonderful to think that the name our parents gave us is the one God uses too!

Next the priest asks what the parents want for this child, and they answer: Baptism

The priest then tells them how they must help their child learn to be a friend and a follower of Jesus, and he asks the godparents and the faith community if they will help.

Then there is a special moment. The priest called us by name and said " the Christian Community welcomes you with great joy. He traces the sign of the Cross on our foreheads and said "I claim you for Christ". We became members of God's Family.



Ritual Experience

PROCESSION (COME)

A team member gathers those selected for the procession and invites them to go to the back of the room where they will be given the objects that they will carry in the procession. The procession gathers around the prayer table so as not to block people's view. Soft music will be playing while the procession takes place.

Presider: *In the name of the Father+, and of the Son, and of the Holy Spirit.*

All: *Amen.*

Let us pray for the gift of God's Spirit as we begin our journey to the table of the Lord.

Loving God, you gather us to celebrate and to give thanks that you have called us by name.
Bless these symbols as they help us remember that you are with us.

One child spreads the cloth on the table

May this table be a sign that we are all one family sharing our life together.

The candle bearer holds the candle high, and after the prayer (below) places the candle on the table.

Presider: May this candle remind us that Jesus, our light, shows the way to you.

The cross bearer holds the cross high and, after the prayer below, places the cross on the table.

May this cross always be a sign to us of your great love.

The book bearer holds the Lectionary (Bible) high and, after the prayer below, places the book on the table.

May the Word be rich food for our minds and hearts.

This we ask through your Son, Jesus our Lord.

All: *Amen.*

THE WORD OF GOD (LISTEN)

Now we will listen to a story from the book of God's word about a child whom God called by name.

Responsorial Psalm: (sung)

Here are two suggestions:

Option 1: *Listen with your Heart*

Presider: (actions)

- Listen with your heart
- Listen to the Good News
- Hear what God is saying to you and me.

(repeat)



	Option 2:
Presider:	“God we come to worship you Open our hearts to listen to you, Open our hearts to listen to you.”
	(Both options come from Christopher Walker’s <i>Liturgies for Children</i>)
Proclaimer of the Word:	Gospel: Reading from the Gospel of Mark 9: 38 – 41 <i>The Word of the Lord</i>
All:	<i>Thanks be to God.</i>
Presider:	Reflection on the Gospel – Jesus teaches us that he wants everyone to do good. We are all part of the same group or family if we belong to Christ. The Holy Spirit may act in and through anyone.
	OR
Proclaimer of the Word:	A reading from 1 John 1:1 – 4 <i>The Word of the Lord</i>
All:	<i>Thanks be to God.</i>
Presider:	Reflection on the Reading – John wants to share with us his joy in having seen and heard and touched Jesus, the Word of Life.
	The Parish Community will hand on the “Good News” for the same reason as John.

REFRESHMENTS

Making a Name Card

- Invite the children to decorate their name cards with a symbol of themselves or perhaps the meaning of their name. For example:

K – ind

E – veryone loves me

V – aluable

I – rish

N – ice

- These cards will be used during the Rite of Enrollment the following weekend

The importance of our Name

- How would you feel if people never called you by your name but just said “Hey You?...”
- Scripturally, a name is not only what the person is called but also who the person is - the special meaning of that person. Our name sets us apart from everyone else.



The following weekend, the Rite of Enrollment and Presentation of Bibles will be celebrated during Mass. This rite takes place after the homily. (The Rite is enclosed)

You may want to rehearse the Rite with the children and their parents.

Closing Prayer

Through the gift of your Spirit, loving God, the early followers of Jesus proclaimed the joy of the Good News to people everywhere.

Presider: Give us that same joy and help us to share it with all people.

We ask this through Jesus Christ who lives and reigns with you in the unity of the Holy Spirit, One God for ever and ever.

All: *Amen.*

Family Activity

Children, you may want to ask your parents why they choose the name you have. I am quite sure there are some special stories to share.

Does your family have a group of stories that are told and retold at family gatherings? If so, share one or more at a family meal along with what you think the story tells people about the family.

What would happen if that story never got told again, if it were forgotten?

When we forget the stories we forget the important aspects of who we are as a person or as a family. Make the parallel with Scriptures. Without these stories we forget we are the people of God.




Name: _____

Date: _____

HOME ASSIGNMENT

26th Sunday in Ordinary Time (Year C)



1. What is one thing that you could do this week in order to share something with someone else?

2. What's the hardest part about sharing your belongings with someone else?

3. Draw pictures of yourself with a box of chocolates (or something else you like to eat). In the first box, draw yourself eating them all. In the second box, draw yourself sharing the food with others.

--	--



27th Sunday in Ordinary Time (Year C)

(Green Cloth)



Welcome: "Good morning boys & girls. Welcome!"

Announcements: Make any necessary announcements before the liturgy begins.

Candles: Select one child to help light the candles.

Song: *Open Our Hearts* (by Christopher Walker)

Sign of the Cross: Lead the children in making the Sign of the Cross

First Reading: "This is a reading from the prophet Habakkuk." (*Readings may be proclaimed by a parent*)

The Sunday Book of Readings Adapted for Children, p. 124

"The Word of the Lord."

Children: "Thanks be to God."

Responsorial Psalm: **Children's Response:** "We will hear the voice of God, open our hearts and listen."

Verse 1: "God, you made everything. You take care of all you made."

Verse 2: "God, you made us as well. You, our Shepherd, we, your sheep." (*Pause in silence for a moment*)

Alleluia: Sing the Alleluia together.

Gospel: "This is a reading from the Gospel of Luke."

Children: "Glory to you, Lord." (*Three crosses - Lord be in my thoughts, in my words, and in my heart*)

The Sunday Book of Readings Adapted for Children, p. 125

"The Gospel of the Lord."

Children: "Praise to you, Lord Jesus Christ."

Dialogue: "This week's readings concentrate on faith."

"What is faith? (*share* - this can be more of a rhetorical question)

"It is a gift we received from God at baptism. Faith means believing.

If your mother tells you it's too cold to go swimming, do you believe

her? (*share* - hopefully they agree) "You have faith in your mother."





If your teacher tells you that a mountain is a thousand metres high, do you believe your teacher? (**share** - again, hopefully) "You have faith in your teacher."

"In the first reading, Habakkuk asked God to save him from all of the violence around him. Do you remember what God answered?" (**share** - be patient, it will come) "God asked Habakkuk to have faith that things will be better. He even said that those who didn't have faith will fall."

"In the Gospel, Jesus tries to stress the importance of faith to the disciples. Jesus told them that even a tiny bit of faith, the size of a seed, would help them be kind, more loving, and good. What does a seed need to grow?" (**share** - water, earth, sunshine) "What happens to the seed?" (**share** - it grows into a tree, grows fruit, and makes more seeds) "Our faith grows inside us and makes fruit. The fruit God wants us to make is kindness, joy, forgiveness, caring, and obedience. We need to always have faith in God and be patient, just like the people in the readings today."

Intentions:



"Let us pray: (*The intentions may be read by the children*)

For our faith to grow strong, we pray to the Lord.

Children: "Lord, hear our prayer."

For our moms and dads and those who tell us about God, we pray to the Lord.

Children: "Lord, hear our prayer."

Encourage the children to share their own intentions.

Hymn:

Choose from *Catholic Book of Worship III*, your parish hymnal, or other sourced song book. Be sure it is related to the theme of today.

Closing:

Discuss the Home Assignment and select readers for the following week; all parents should be encouraged to read next week's readings with their children.



Baptized with Water (27th Sunday)

Supplies and Environment

- Name tags
- A chair, mat or cushion for each person present
- A table
- A white tablecloth with the liturgical colour of the season
- A Cross
- A Bible or Lectionary
- A copy of the adapted text of John 3: 1-16 (from Come Spirit of God, Leader's Guide, page 110; Margaret Bick, Catherine Ecker, Novalis)
- A large empty bowl
- A jug (or several jugs if desired) of water
- Refreshments

Prepare Ritual Area

Arrange in a circle or semi-circle comfortable age-appropriate chairs, mats or cushions for each person. Be sure everyone will have a clear view of the centre.

Place a table in the centre. If you don't have a table, or if the candidates will be sitting on the floor, put the cloth on the floor. (Be sure that it is large enough to also hold a jug of oil, a Baptismal garment and a large candle, which will be added in future sessions).

Goals

To help the candidates:

- become aware that God speaks to us in the actions of sacramental rituals used in the celebration of Baptism
- gain an understanding of why water is used in the celebration of Baptism
- be introduced to Confirmation as a sacrament in which God strengthens us for the life to which we were called at Baptism: life at the Eucharistic table and in the world.

Gathering

Today water will be an important part of our session. How many different ways have you used water today?

(Discussion to include acting out each use of water)

Leader:

We are going to move to another space where we will pray and sing and use water in a special way. You will need to use all your five senses—sight, sound, touch, smell, taste, plus your memory.

Teach the group the words and actions to the refrain that will be used throughout this session



Leader:	<i>(Raise arms straight up twice with energy and vigour)</i>
	<i>Blessed be God!</i>
All:	<i>O blessed be God!</i>
Leader:	<i>(Raise arms straight up twice with energy and vigour)</i>
	<i>Who calls you by name,</i>
All:	<i>Who calls you by name,</i>
Leader:	<i>(Sign of the Cross)</i>
	<i>Holy and chosen one!</i>
All:	<i>Holy and chosen one!</i>

RITUAL EXPERIENCE – WATER BATH

Procession (Come)

The procession will consist of the following:

- The adult who is not leading the ritual will carry a cross
- A candidate to carry the cloth
- A candidate to carry the Lectionary
- A candidate to carry a large empty bowl
- Candidates to carry the jug(s) of water

Team leader will ask those selected for the procession to go to the back of the room where someone waits to hand them the objects they will carry.

Invite the group to be quiet and waits for a few minutes until silence settles.

The procession gathers around the prayer table so as not to block people's view

	In the name of the Father +
Presider:	and of the Son
	and of the Holy Spirit.
All:	<i>Amen.</i>
	Let us pray for the gift of God's Spirit as together we continue our journey to the table of the Lord.
	Loving God, You gather us to celebrate and to give thanks that you have called us by name. Bless these symbols as they help us remember that you are with us.
Presider:	One candidate spreads the cloth on the table.
	<i>May this table be a sign that we are all one family sharing our life together.</i>
	The Cross bearer holds the cross high and, after the prayer below, places the cross on the table.
	<i>May this cross always be a sign to us of your great love.</i>



The Book bearer holds the Lectionary (or Bible) high and, after the prayer below, places the book on the table.

May the Word be rich food for our minds and hearts.

The Candle bearer holds the candle high, and after the prayer below, places the candle on the table.

May this candle remind us that Jesus our light shows us the way to you.

Presider:

Candidate holds the empty bowl high, and, after the prayer below, places the bowl on the table.

May this empty bowl remind us of the desert of our lives and our need for living waters that only God can provide.

Candidate(s) hold the jug(s) of water high, and after the prayer below, place(s) the jug(s) the table.

May this water remind us of our Baptism

This we ask through your Son, Jesus our Lord.

All: ***Amen.***

On the day of your Baptism you were claimed for Christ. As you prepare to celebrate the sacraments of Confirmation and Eucharist, the Christian community holds you in its heart. Remember that God loves you.

Presider:

Presider goes to each one present, and signs each one on the forehead with the Sign of the Cross, using the whole hand, saying:

(Name) the Christian community greets you joyfully again today with the sign of Jesus' Cross, by which he has claimed you

The Word of God (Listen)

Now we will listen to a story from the book of God's Word where Jesus tells us that "no one can live in the kingdom of God without being born again of water and the Spirit."

Presider:

A Team leader leads the group in the "Listen" song (from Music For Children's Liturgy of the Word, Christopher Walker and Paule Freeburg, DC, Oregon Catholic Press.)



	<i>Listen with your heart</i> (action: Point to ears, then place hands crossed over heart)
	<i>Listen to the Good News</i> (action: Point to ears and hold out palms of hands)
Leader:	<i>Hear what God is saying</i> (action: Point to ears, then point to sky)
	<i>To you and me</i> (action: Point to each other and yourself.)
	(Repeat)
Proclaimer of the Word:	<i>John 3:1–16</i>
	<i>The Word of the Lord</i>
All:	<i>Thanks be to God.</i>
Proclaimer of the Word:	<i>Return the Bible to its place on the table.</i>
	As we prepare to celebrate the Sacraments of Confirmation and Eucharist we enter again into the celebration of our Baptism and explore what God has done for us through water.
	<i>The Presider takes the jug of water and holds it aloft for all to see, saying:</i>
Presider:	Blessed are you, Lord our God. Father, Son and Holy Spirit, in water you tell us of the wonders of your power and love.
	<i>(Sing or say) Team Leader will model the gestures for the participants.</i>
	Blessed be God! O blessed be God!
All:	<i>Blessed be God! O blessed be God!</i>
	<i>Pour about one quarter of the water into the bowl and say:</i>
Presider:	Blessed are you, Lord our God. At the beginning of time, You created the world and separated the land from the waters of the sea and sky and life came forth in goodness and holiness.
	<i>(Sing or say) Blessed be God! O blessed be God!</i>
All:	<i>Blessed be God! O blessed be God!</i>
	<i>Pour another quarter of the water into the bowl and say:</i>
Presider:	Blessed are you, Lord our God. When Moses and his people were living as slaves, You led them through the waters of the Red Sea to freedom in a new land where they would live as a sign of your love for all people.
	<i>(Sing or say) Blessed be God! O blessed be God!</i>
All:	<i>Blessed be God! O blessed be God!</i>
	<i>Pour another quarter of the water into the bowl and say:</i>
Presider:	Blessed are you, Lord our God. When John baptized Jesus in the waters of the Jordan River, You announced that he is your beloved Son.
	<i>(Sing or say) Blessed be God! O blessed be God!</i>
All:	<i>Blessed be God! O blessed be God!</i>



Pour the remainder of the water into the bowl and say:

Presider: Blessed are you, Lord our God. After he rose from the dead, Jesus told his followers, “Go out and make disciples of all nations baptizing them in the name of the Father, and of the Son, and of the Holy Spirit.”

(Sing or say) **Blessed be God! O blessed be God!**

All: ***Blessed be God! O blessed be God!***

(DO)

Put your hands as far into the water as possible and show that you enjoy the experience of the water. Smile; show delight. The candidates will follow your example. Your actions will give the candidates permission to have fun and enjoy the water too. It is possible to “play” in the water with respect. The intent is to experience the water, on your face, picking up handfuls of water and allowing it to run through your fingers.

Step back and use an open arm gesture to invite the group forward one by one. Say:

Come to the water.

Come in silence.

Put your hands into the water as far as you can.

Feel the water on your face and arms.

Presider: ***Enjoy the water in silence***

It is important that the candidates participate in this activity far beyond the usual dipping of a finger and sign of the Cross. If they are reluctant, invite them individually by gesture or by name.

After each person has gone to the water, they should return and remain standing at their places. Once everyone has had a turn, gesture for all to sit.

After a few moments of silence, gesture for everyone to stand. When all are standing, say:

Loving God, everything we see and hear, everything we smell, taste and feel, everything that happens in life, gives us a hint of what you are really like. Help us to understand your love and guide us to live loving lives, as sisters and brothers in your family.

We ask this in the name of Jesus and in the power of the Holy Spirit,”

All: ***Amen.***



Getting in touch with the experience

Think about everything that has happened so far. We acted out the ways we have used water today. We experienced God's gift of water here in this room.

Use the following questions, one at a time to help the children to remember the water ritual. Wait for responses. Do not be afraid of silence. Allow everyone a chance to respond before moving on to the next question. Do not pressure anyone to speak. Encourage the candidates to expand their answer beyond one or two words. If a single-word answer is offered, ask "What was splashing?" or "What did the water do?" "What did it sound like?" You can ask for a fuller answer by asking "Can you tell me more about that?"

If candidates are reluctant to answer try one of these ideas:

- Invite one of the more outgoing individuals to begin.
- Choose a moment in the ritual, then repeat the question, e.g., "*When (n) poured the water, what did you hear?*"
- Ask the candidates to recall how the ritual began, then repeat the question.

What did you hear?

Hopefully you will hear: water splashing; people laughing; giggling; water pouring; words spoken; people moving; the leader speaking; interesting words; names; specific events; different forms of water.

Team Leader:

What did you hear the Presider say?

Hopefully you will hear: names (Moses, John the Baptist, Jesus): specific interesting words; specific events.

What did you see?

Hopefully you will hear: lots of water; clean water; water falling; water pouring; a beautiful jug; a large bowl; people using the water; the specific action of a certain individual; everyone enjoyed the water.

What did you do?

Hopefully you will hear: I touched the water; I got water on my sleeve; I watched people.

What did you feel?

Hopefully you will hear: cold or warm water; water on my face and hands; wet arms, hands; my skin feels fresh; my clothes got a little wet; I felt nervous, excited, shy, happy.

Is there anything else you remember?

Close this part of the session by singing or saying:

Blessed be God! O blessed be God!

All: ***Blessed be God! O blessed be God!***



Refreshments

Catechesis on the Experience

Team Leader: ***Blessed be God! O blessed be God!***

All: ***Blessed be God! O blessed be God!***

Everyone should be sitting in silence for a few minutes. In a soft voice, invite the participants to gaze at the water and remember their experience of the ritual. Recap some of the comments offered by the participants before the break, then say:

God made the world. Everything in the world comes from God and gives us a hint about what God is like. God made water. What does the water say to you about God?

Wait for responses

Hopefully you may hear: God made water; God is good. We had fun with the water; God wants us to have fun and be happy. The water was cool and made me feel fresh and cool; God refreshes the flowers and trees with rain. When you water a see a plant grows and lives; God gives life to all living things. We need water to live; we need God to live.

Once this part is complete, remind the candidates that water was used at their Baptism. Remind them that at their Baptism, water was poured on their head.

Question: Why do you think the Christian community used water, rather than something else when you were baptized?

Team Leader: Lead the children to see that water was used because

- Water is a sign of new life and in Baptism God gives me new life, God's very own life.
- God's life is life forever. God loves me, wants only the best for me, and wants me to live forever with God.

Question: Why do you think the Christian community baptized you?

Hopefully you will hear:

- "My family and the whole Christian Community love me."
- "I am a treasure in their eyes."
- "God loves me forever, more than I can ever know or understand."
- "I am a treasure in God's eyes."
- "God and my family and the whole Christian community want me to have God's life in me."

We now have God's life in us by our Baptism. Everyone who has God's life in them belongs to the family of God because God's life is in them all. They are sisters and brothers forever. Christians around the world are our sisters and brothers forever.



Team Leader: Our sisters and brothers in the Church welcomed us each into God's family at our Baptism. The priest, our parents and godparents (and maybe even some of the other people who were there) drew a cross on our foreheads with their hands, in the way that the Presider did when we began today (tonight). They will love each one of us forever no matter what.

Bringing the Session Home

Question for discussion:

Name some of the times when water is used and reminds us of our Baptism.

Closing Prayer

Our Father . . .




Name: _____

Date: _____

HOME ASSIGNMENT

27th Sunday in Ordinary Time (Year C)



1. Who are some of the people you have faith in...who are the people that you trust to be honest with you?

2. What are some of the things you can do to show your faith in God and Jesus?

3. In the first box, draw a picture of a tiny seed. In the second box, draw a picture of a giant tree bearing fruit.

--	--



28th Sunday in Ordinary Time (Year C)

(Green Cloth)



Welcome: "Good morning boys & girls. Welcome!"

Announcements: Make any necessary announcements before the liturgy begins.

Candles: Select one child to help light the candles.

Song: *Open Our Hearts* (by Christopher Walker)

Sign of the Cross: Lead the children in making the Sign of the Cross

First Reading: "This is a reading from the second book of Kings." (*Readings may be proclaimed by a parent*)

The Sunday Book of Readings Adapted for Children, p. 126

"The Word of the Lord."

Children: "Thanks be to God."

Responsorial Psalm: **Children's Response:** "All the nations will praise you and know that you are God."

Verse 1: "Give God glory. Give honour and praise."

Verse 2: "Proclaim salvation day after day."

Verse 3: "Tell the nations God's wonderful deeds." (*Pause in silence for a moment*)

Alleluia: Sing the Alleluia together.

Gospel: "This is a reading from the Gospel of Luke."

Children: "Glory to you, Lord." (*Three crosses - Lord be in my thoughts, in my words, and in my heart*)

The Sunday Book of Readings Adapted for Children, p. 127

"The Gospel of the Lord."

Children: "Praise to you, Lord Jesus Christ."



Dialogue: "This week's readings remind us of last week's theme of faith. This week we hear how people who had faith in God were healed."

"The people in today's readings had a disease called leprosy. Leprosy was a skin disease that could not be cured. It was thought to be very contagious, which means people thought they could catch the disease very easily."



Because of that, lepers were not allowed to live inside the towns and villages. They were completely rejected by people."

"In the first reading, Naaman had leprosy. He went to see the prophet Elisha to ask to be cured. Do you remember what Elisha told him to do?" (**share** - dip himself in the Jordan River seven times) "So what did Naaman do?" (**share** - exactly what he was told) "Why did Naaman do exactly what he was told?" (**share** - he had faith) "Because Naaman had faith and did what he was told to do, what happened?" (**share** - he was cured) "What did Naaman do after he had been cured?" (**share** - he went back to Elisha to thank him and praise God)

"In the Gospel, where was Jesus going?" (**share** - Jerusalem) "Whom did Jesus meet on the way?" (**share** - 10 lepers) "What did they do and ask?" (**share** - they stayed away from him, but they asked to be cured) "What did Jesus tell them to do?" (**share** - go to a priest...because priests were the only ones to verify that they were cured) "How many lepers were cured?" (**share** - ten) "How many came back to thank Jesus?" (**share** - one) "How many forgot to say thank you?" (**share** - nine) "Sometimes we, too, forget to say 'Thank You'. Last Sunday we talked about faith. Faith means believing. These ten lepers believed that Jesus could cure them and he did. But only one of them went back to say thank you. This week, remember to be thankful for all God does for you."

Intentions:



"Let us pray: *(The intentions may be read by the children)*

That we remember to say 'Thank you', we pray to the Lord.

Children: "Lord, hear our prayer."

That we will help our seed of faith to grow by being kind, loving, and forgiving, we pray to the Lord.

Children: "Lord, hear our prayer."

Encourage the children to share their own intentions

Hymn:

Choose from *Catholic Book of Worship III*, your parish hymnal, or other sourced song book. Be sure it is related to the theme of today.

Closing:

Discuss the Home Assignment and select readers for the following week; all parents should be encouraged to read next week's readings with their children.



Name: _____

Date: _____

HOME ASSIGNMENT

28th Sunday in Ordinary Time (Year C)



1. What are some of the things that you are thankful for that God has provided for you?

2. Write a thank-you note to God, thanking Him for all of the things He has given to you (use the back of this paper if you need more room).

3. Draw a picture of the leper who came back and knelt down to thank Jesus for healing him.

A large, empty rectangular box with a thin blue border, intended for drawing a picture of the leper who came back and knelt down to thank Jesus for healing him.



29th Sunday in Ordinary Time (Year C)

(Green Cloth)



Welcome: "Good morning boys & girls. Welcome!"

Announcements: Make any necessary announcements before the liturgy begins.

Candles: Select one child to help light the candles.

Song: *Open Our Hearts* (by Christopher Walker)

Sign of the Cross: Lead the children in making the Sign of the Cross

First Reading: "This is a reading from Paul's second letter to Timothy." (*Readings may be proclaimed by a parent*)

The Sunday Book of Readings Adapted for Children, p. 128

"The Word of the Lord."

Children: "Thanks be to God."

Responsorial Psalm: **Children's Response:** "My God, I always hope in you and praise you."

Verse 1: "You are always anxious to hear our prayers."

Verse 2: "Realize how much we need you."

Verse 3: "May we never stop praising you for all you have done." (*Pause in silence for a moment*)

Alleluia: Sing the Alleluia together.



Gospel: "This is a reading from the Gospel of Luke."

Children: "Glory to you, Lord." (*Three crosses - Lord be in my thoughts, in my words, and in my heart*)

The Sunday Book of Readings Adapted for Children, p. 129

"The Gospel of the Lord."

Children: "Praise to you, Lord Jesus Christ."

Dialogue: "This week, the readings focus on the Bible. What is the Bible?"
(**share** - it contains stories about God and Jesus) "The Bible has two main parts, the Old Testament which tells the story of God's people before Jesus, and the New Testament which tells about the life of Jesus and the Church. The Bible is like a library. It is made up of lots of books with stories, letters, Gospels, prayers, etc."



"In the first reading, Paul was trying to teach Timothy. Do you remember what Paul wanted Timothy to learn?" (**share** - how to understand and believe in Jesus) "Paul said that the Bible teaches 'everyone to do what is right and good'. Do you remember what Paul wanted Timothy to do?" (**share** - preach God's word) "Paul told Timothy to 'keep on teaching the truth even when it is hard'. Why do you think it would have been hard for Timothy to preach God's Word?" (**share** - people wouldn't listen, wouldn't believe, didn't have faith)

"In the Gospel, the mean judge didn't want to listen to the woman. Why not?" (**share** - he didn't care about God or people) "Finally the judge decided to listen to the woman. Why?" (**share** - he wanted her to leave him alone) "God, who is fair, loving, and kind, listens to us. He wants us to always pray and never give up. Does God always say 'Yes' to what you ask for? (**share** - not always or not right away) "If you ask God for a big screen TV, do you think he'll make it magically appear? (**share**) "Why not?" (**share** - it's greedy or not really important) "Do your parents always say 'Yes' when you ask for something?" (**share**) "Sometimes the answer has to be 'No' or 'Not yet'. Does that mean God or your parents don't care?" (**share**) "Does it mean that you should never ask them again?" (**share** - no, you might want to rethink what you're asking for) "Some of us think about praying only when we are in trouble. It's important to pray when we're in trouble, but we should pray at other times, too. We can talk to God any time. We can praise him and thank him. It is important to pray always. Let's try to pray to God this week, and not always asking for things!"

Intentions:



"Let us pray: (*The intentions may be read by the children*)

To help us treat others fairly, we pray to the Lord.

Children: "Lord, hear our prayer."

That we will remember to pray and never give up, we pray to the Lord.

Children: "Lord, hear our prayer."

Encourage the children to share their own intentions.

Hymn:

Choose from *Catholic Book of Worship III*, your parish hymnal, or other sourced song book. Be sure it is related to the theme of today.

Closing:

Discuss the Home Assignment and select readers for the following week; all parents should be encouraged to read next week's readings with their children.



Anointed with Oil (29th Sunday)

Note to Catechist

This session continues to explore the connection between Confirmation and Baptism, this time focusing on the anointing with Chrism that immediately follows the water bath in the Baptism of infants. This anointing is one of the explanatory rites of Baptism that reveals a dimension of the Sacrament not immediately apparent in the water ritual. Chrism is also used in the Sacrament of Confirmation.

Although the anointing following the water bath of Baptism and the anointing in the Sacrament of Confirmation are similar in form, they convey different meanings. At the moment of the post-Baptismal anointing the minister says:

God, the Father of our Lord Jesus Christ, has freed you from sin, given you a new birth by water and the Holy Spirit, and welcomed you into his holy people. He now anoints you with the Chrism of salvation. As Christ was anointed Priest, Prophet and King, so may you live always as a member of his body, sharing everlasting life.

These words show how the Baptismal anointing symbolizes that the newly baptized has become like Christ.

The Confirmation anointing is also related to identity with Christ, but speaks of the anointing with the Spirit that Christ now shares with the Church. After a prayer and laying on of hands, at the moment of Confirmation anointing the minister says: *N_____*, ***be sealed with the Gift of the Holy Spirit.***

The terms “priest,” “prophet” and “king” are used in this session; the candidates do not have to master these terms, but you can explain in these terms:

- A priest is a messenger between God and people, carrying the message of God’s love to the earth and prayer from the earth back to God.
- A prophet is a person who reminds people of God’s truth and God’s ways
- A true king is a person whose job is to look after those he is in charge of; rules are for the good of the people, not for the king.

Background

The Church uses three sacred Oils; Oil of the Sick, Oil of the Catechumens, and Oil of Chrism.

- The Anointing of the Sick is for comfort, strength and healing in times of sickness. Often a person suffering from a serious illness or facing major surgery asks to celebrate the Anointing of the Sick.
- The Anointing of Catechumens is for strengthening the catechumen (unbaptized) on his or her journey. Babies may be anointed with the Oil of Catechumens before Baptism. This is known as a preparatory rite.
- The third sacred Oil is Chrism. Chrism is perfumed oil used in four anointings:
 1. In an explanatory rite in the Baptism of someone who will not be confirmed immediately
 2. In the celebration of the Sacrament of Confirmation
 3. In the celebration of the Sacrament of Holy Orders
 4. In the anointing of the church walls and the altar within the Rite of Dedication of a Church and an Altar.



Goals

This session is intended to help the candidates:

- Understand why the Oil is used in the celebration of Baptism
- Understand that Baptism calls us to a special way of life
- Continue to learn how in Confirmation God strengthens us for the life to which we were called at Baptism; life at the Eucharistic table and in the world.

Supplies and Environment

- Name tags
- A chair, mat or cushion for each person present
- A table
- A white tablecloth with the liturgical colour of the season
- A Cross
- A Bible or Lectionary opened at Luke 4:16 – 21
- A candle
- A bowl of water
- A jug of perfumed olive oil – NOT REAL CHRISM – it is important to use a sufficient amount of the scent so that the perfume is apparent to all (Friar's Balsam is available in some specialty shops)
- A large empty bowl (placed near or under the table for ease access)
- A supply of paper towels or wipes (placed near or under the table for easy access)
- Refreshments

Prepare Ritual Area

Arrange as in the previous session.

Gathering

Welcome and introductions

Leader:	<i>(Raise arms straight up twice with energy and vigour)</i>
	Blessed be God!
All:	<i>O blessed be God!</i>
	<i>(Cups hands around mouth)</i>
Leader:	Who calls you by name
All:	<i>Who calls you by name</i>
	<i>(Sign of the Cross)</i>
Leader:	Holy and chosen one!
All:	<i>Holy and chosen one!</i>
Leader:	<i>Revisit together their Baptismal story. If they have completed the take home sheet, gather the information and keep it for a later session on Confirmation (sealing)</i>



*Introduce the Symbol of Oil. Think of all the different kinds of oil you use at home. If necessary, you can remind them that there are many different types of **oil**: cooking **oil**, baby **oils**, bath **oils**, motor **oils** for vehicles, WD40 (**oil** for tight or stiff locks), **oil** for burning in lamps, etc.*

Leader: ***Question:** How is each kind of oil used? Why?*

Conclude this opening discussion with words such as:

We are going to move to another space where we will pray and sing and use a special oil in a special way. Again, you will need to use all of your five senses – sight, sound, touch, smell, taste and your memory.

RITUAL EXPERIENCE – ANOINTING

Procession (Come)

The procession will consist of the following:

- A candidate to carry the cross
- A candidate to carry the cloth(s)
- A candidate to carry the Lectionary or Bible
- A candidate to carry the candle
- A candidate to carry a bowl of water
- A candidate to carry the jug of oil

Leader: *Ask those selected for the procession to go to the back of the room where someone waits to hand them the objects they will carry.*

Invite the group to be quiet and wait for a few minutes until there is silence.

Presider: In the name of the Father + and of the Son and of the Holy Spirit.

All: ***Amen.***

Let us pray for the gift of God's Spirit as together we continue our journey to the Table of the Lord.

Loving God, You gather us to celebrate and to give thanks that you have called us by name. Bless these symbols as they help us remember that you are with us.

One candidate spreads the cloth on the table

May this table be a sign that we are all one family sharing our life together.

Presider: *The Cross bearer holds the cross high and, after the prayer below, places the cross on the table.*

May this cross always be a sign to us of your great love.

The Book bearer holds the Lectionary (or Bible) high and, after the prayer below, places the book on the table.

May the Word be rich food for our minds and hearts.



All:	<i>Amen.</i>
	<i>The Candle bearer holds the candle high, and after the prayer below, places the candle on the table.</i>
	May this candle remind us that Jesus our light shows us the way to you.
Presider:	<i>Candidate holds the bowl of water high, and, after the prayer below, places the bowl on the table.</i>
	May this water remind us of our Baptism.
	<i>Candidate holds the jug of oil high, and after the prayer below, places the jug on the table.</i>
	May this oil help us be open to the healing, and strengthening power of God. This we ask through your Son, Jesus our Lord.
All:	<i>Amen.</i>
	On the day of your Baptism you were claimed for Christ. As you prepare to celebrate the Sacraments of Confirmation and Eucharist, the Christian community holds you in its heart. Remember that God loves you.
Presider:	<i>Presider goes to each one present, and signs each one on the forehead with the sign of the cross, using the whole hand, saying:</i>
	<i>(Name) the Christian community greets you joyfully again today with the sign of Jesus' cross, by which he has claimed you.</i>
<hr/>	
<i>The Word of God (Listen)</i>	
	<i>A team leader leads the group in the Listen song:</i>
	<i>Listen with your heart</i> (action: Point to ears, then place hands crossed over heart)
	<i>Listen to the Good News</i> (action: Point to ears and hold out palms of hands)
Leader:	<i>Hear what God is saying</i> (action: Point to ears, then point to sky)
	<i>To you and me</i> (action: Point to each other and yourself.)
	(Repeat)
Proclaimer of the Word:	<i>Luke 4: 16 – 21</i> (Jesus teaching in the Synagogue)
	<i>The Word of the Lord</i>
All:	<i>Thanks be to God.</i>
Proclaimer of the Word:	<i>Return the Bible (Lectionary) to its place on the table.</i>



As we prepare to celebrate the Sacraments of Confirmation and Eucharist we enter again into the celebration of our Baptism.

In the story of Jesus that has been proclaimed, Jesus announced that the Spirit of the Lord has anointed him. When we were still wet with Baptismal water we were anointed with sacred perfumed oil, Chrism, on the crown of our heads.

Presider: *The Presider takes the jug of oil and holds it aloft for all to see, saying:*

Blessed are you, Lord our God, Father, Son and Holy Spirit, in oil you tell us of the wonders of your power and love.

(Sing or say) Team Leader will model the gestures for the participants.

Blessed be God! O blessed be God!

All: ***Blessed be God! O blessed be God!***

Raise the jug again and say:

Presider: Blessed are you, Lord our God. At the beginning of time you commanded trees to grow, giving us their fruit. From the olive tree, we take oil that enriches our lives.

Lower the jug

(Sing or say) Blessed be God! O Blessed be God!

All: ***Blessed be God! O blessed be God!***

Raise the jug again and say:

Presider: Blessed are you, Lord our God, Long ago you commanded Moses to bless Aaron, his brother, by the pouring of oil, making him a priest, a messenger with a message of love from God and a prayer from the people of Earth.

Lower the jug

(Sing or say) Blessed be God! O Blessed be God!

All: ***Blessed be God! O blessed be God!***

Raise the jug again and say:

Presider: Blessed are you, Lord our God. Over and over you anointed people like Amos, Isaiah and Micah to be prophets, to go among your people with words of warning when they strayed from your ways, and words of comfort when they longed to see your face.

Lower the jug

(Sing or say) Blessed be God! O Blessed be God!

All: ***Blessed be God! O blessed be God!***



Raise the jug again and say:

Presider: Blessed are you, Lord our God. You sent Nathan with a jug of oil to call David from his flock and anoint him as king to shepherd your people.

Lower the jug

(Sing or say) Blessed be God! O Blessed be God!

All: ***Blessed be God! O blessed be God!***

(DO)

Stand beside the table near the large empty bowl. Place the jug of oil on the table. Then say

Now, Loving God, by this oil may we remember who you have called us to be.

Step back and use an open arm gesture to invite the group forward. Say:

Come to the oil.

Come in silence.

Open your hands.

Feel the oil on your hands.

Enjoy the oil in silence.

Presider: *Invite the other adult leader to come first to the table with palms up over the empty bowl. Pour a small amount of oil, about the size of a quarter, on one palm. The leader should rub her/his hands together so the oil will be absorbed.*

Invite the participants one by one to approach the table and do the same. After all the participants have received the oil, they should return and remain standing at their places. Once everyone has had a turn, gesture for all to sit.

After a suitable period of silence, gesture for everyone to stand.

Loving God, everything we see and hear, everything we smell, taste and feel, everything that happens in life, gives us a hint of what you are really like. Help us to understand your love and guide us to live loving lives, so that all people may know you and walk in your ways.

We ask this in the name of Jesus and in the power of the Holy Spirit,”

All: ***Amen.***

Presider: *Sing or Say: Blessed be God! O blessed be God!*

All: ***Blessed be God! O blessed be God!***

Presider: Who calls you by name

All: ***Who calls you by name***

Presider: Holy and chosen one!

All: ***Holy and chosen one!***

If required, hand out wipes or paper towels to wipe the excess oil from their hands.



Getting in touch with the experience

Think about everything that has happened so far. Think about everything that has happened so far. We talked about the ways we use oils at home. We experienced God's gift of oil here in this room.

Use the following questions, one at a time, to help the participants to remember the oil ritual. Wait for responses. Do not be afraid of silence. Allow everyone a chance to respond before moving on to the next question. Do not pressure anyone to speak.

Encourage the candidates to expand their answers beyond one or two words. If a single-word answer is offered, ask for specific details. You can ask for a fuller answer by asking: "Can you tell me more?"

If candidates are reluctant to answer try one of these ideas:

- Invite one or more outgoing individuals to begin.
- Choose a moment in the ritual, then repeat the question, e.g., When you rubbed your hands together, what did you see?
- Ask the candidates to recall how the ritual began, then repeat the question.

Team Leader: **What did you hear?**

Hopefully you will hear: a story about Jesus; prayers, names (e.g. Moses, Aaron, David, Isaiah, Amos, Micah); words about God; the leader speaking; reactions to the oil; people laughing, giggling, singing; people moving.

What did you hear the Presider say?

Hopefully you will hear: interesting, strange words: crown of my head, king, shepherd, warning, comfort, prophet, priest, messenger (message), olive (tree) Christ; (specific character names, specific events).

What did you see?

Hopefully you will hear: shiny, golden oil; lots of oil; oil in a large jar; oil being poured; my skin became shiny; the oil went into my skin; people moving, they rubbed their hands; their skin became shiny.

What did you feel?

Hopefully you will hear: oil on my hands; smoother skin; warmth from rubbing my hands together; nervous, excited, shy, happy; my skin feels slippery.



What did you smell?

Hopefully you will hear: a beautiful smell; the oil smelled nice.

Is there anything else you remember?

Close this part of the session by singing or saying:

Blessed be God! O blessed be God!

All: ***Blessed be God! O blessed be God!***

Refreshments

Catechesis on the Experience

Leader: Blessed be God!

All: ***O blessed be God!***

Everyone should be sitting in silence for a few minutes. In a soft voice, invite the participants to look first at the jug of oil and then at their hands and remember their experience of the ritual.

Recap some of the comments offered by the participants before the break, then say:

God made the world. Everything in the world comes from God and give us a hint about what God is like. God made oil. What does the oil say to you about God?

Leader: *Wait for responses*

Hopefully you may hear: God made oil; God is good; The oil smelled nice; Maybe God wants to us smell good things; The oil made my skin smooth and shiny and special, like a bodybuilder or a top athlete; God loves me and thinks I am special; My skin feels better, softer; God can heal people; The oil went into my skin; God is inside all of us; Baby oil protects a baby's skin; God protects us; Oil protects food by stopping it from sticking to the pan and burning; God protects us; Oil makes thing work better; God helps us to do better.

Connecting with Baptism

Remind the candidates that both water and oil were used at their Baptism; first water and then special perfumed oil called Chrism. Explain that Chrism is a special, perfumed oil that is blessed and consecrated by our bishop each year just before Easter. The oil that we used here has not been blessed; it is a perfumed oil from a store (see the label on the bottle).

Continue the catechesis by explaining that at Baptism water is poured on our head. Then we are anointed with oil in the shape of a cross on the very top of our head.

Leader: ***Question:***

Why do you think the Christian community uses blessed perfumed oil at Baptism?

Encourage the children to explore the idea that perfumed oil is used because it tells us we are special and that the smell or scent of the oil is a sign that something is different. In Baptism God marks me as a special person.



Kings and queens and other royal people are very special. When a new king or queen is crowned, he or she is also anointed, like we were at Baptism. *Ask if any of the children have seen The Lion King? Ask if they remember the anointing at the beginning of the movie?*

Listen to their responses. You may prompt them by reminding them of some of the things said about oil at the beginning. If necessary, remind them that oil is used to protect our bodies, to protect food from burning, to make something work better, to preserve wood. Just as our family uses different oils for different reasons, so, too, our Church uses different oils for different reasons.

Question:

Why do you think the Christian community anointed you with Chrism at your Baptism?

Leader:

Listen to their responses. Bring out the following:

- We are anointed to remind us that we are part of God's royal family.
- Just like any royal family, we are a special family with a special job in the world.
- The Chrism reminds us that we have been joined to Jesus and given a special task or job.

At this point present the following catechesis on Baptism and the call to a Christian lifestyle.

Question:

What did Jesus do in the world?

Hopefully you will hear: "He loved people." "He helped them, taught them about God, healed them, and prayed for them." "He gave his life for them." "He was kind to people who were hated and treated badly by others."

Bringing the Session Home

Questions for discussion:

- Can we also do this work?
- Have you ever done any of these things? How?
- How can young Christians help people?
 - * Whom can you help?
- How can you teach people about God?
 - * Whom can you teach?
- How can you heal people?
 - * Whom can you heal?

For our next session we ask that you think about saints who are important to you or who patron saints are. You may want to dress as your favourite saint and share the reasons why you have chosen that particular saint. We ask that you highlight some of the characteristics of "your" saint on a piece of paper, or index card for presentation.

Closing

Reading of Psalm 23



Name: _____

Date: _____

HOME ASSIGNMENT

29th Sunday in Ordinary Time (Year C)



1. When you are praying to God, what things would be good for you to pray for? (these would probably be selfless, thoughtful things)

2. When you are praying to God, what things would not be good for you to pray for? (these would probably be selfish, greedy things)

3. Draw a picture of Timothy reading the Bible as he learned about God and Jesus.

A large, empty rectangular box with a blue border, intended for a drawing of Timothy reading the Bible.



30th Sunday in Ordinary Time (Year C)

(Green Cloth)



Welcome: "Good morning boys & girls. Welcome!"

Announcements: Make any necessary announcements before the liturgy begins.

Candles: Select one child to help light the candles.

Song: *Open Our Hearts* (by Christopher Walker)

Sign of the Cross: Lead the children in making the Sign of the Cross

First Reading: "This is a reading from the book of Sirach." (*Readings may be proclaimed by a parent*)

The Sunday Book of Readings Adapted for Children, p. 130

"The Word of the Lord."

Children: "Thanks be to God."

Responsorial Psalm: **Children's Response:** "Teach us to love the poor and needy."

Verse 1: "You love the poor and you love the needy."

Verse 2: "You give them help and you care for them." (*Pause in silence for a moment*)

Alleluia: Sing the Alleluia together.



Gospel: "This is a reading from the Gospel of Luke."

Children: "Glory to you, Lord." (*Three crosses – Lord be in my thoughts, in my words, and in my heart*)

The Sunday Book of Readings Adapted for Children, p. 131

"The Gospel of the Lord."

Children: "Praise to you, Lord Jesus Christ."

Dialogue: "This week, the readings deal with being humble. This means not seeing yourself as being better or worse than others. We all have been created by God and each one of us is precious."

"The first reading stated that God had no favourites. But God does listen 'harder' to the prayers of some people. Do you remember who those people were [you may need or want to re-read the first reading]" (**share** – children who have no parents, wives with no



husbands, people who serve others, those who are humble) "Why do you think God would listen more carefully to these people?" (**share** - because they are needier or have had difficult lives) "However, as we discussed last week, God listens to all of our prayers."

"Today in the Gospel Jesus told us how two people prayed. What did the first one, the Pharisee, say to God?" (**share** - he bragged about how good he was) "What did the second one, the tax collector, say to God?" (**share** - he said he was a sinner and asked for forgiveness) "Which man do you think God forgave?" (**share** - the one who was humble and asked for forgiveness)

"We all have gifts from God. Some can sing better, others can run faster. What gifts do you have from God?" (**share**) "We shouldn't brag about what we can do, we should say 'Thank you, God.' God does not have favourites. We are all created and loved by God. God provides us with many things. We should always thank God for what we have been given. This week, let's try to be humble about our gifts and forgive others who brag about their talents."

Intentions:



"Let us pray: (*The intentions may be read by the children*)

For forgiving us when we do something wrong, we pray to the Lord.

Children: "Lord, hear our prayer."

For making us feel happy again, we pray to the Lord.

Children: "Lord, hear our prayer."

Encourage the children to share their own intentions

Hymn:

Choose from *Catholic Book of Worship III*, your parish hymnal, or other sourced song book. Be sure it is related to the theme of today.

Closing:

Discuss the Home Assignment and select readers for the following week; all parents should be encouraged to read next week's readings with their children.



Preparing for Hallowe'en / All Saints / All Souls (30th Sunday)

Note to Catechist

Days were once counted from sunset to sunset, and so Christian feasts begin in the evening before the day that is marked on the calendar. The evening (or 'eve') of All Saints was called 'All Hallows Eve'. 'All Hallows Eve' was shortened to 'Hallowe'en'. The evening of October 31st begins our two-day remembrance of our ancestors and heroes of the faith.

Many Hallowe'en customs were inherited from pre-Christian times, when people felt both respect for their ancestors and fear of death during the coming winter. After the harvest was collected and the days become short and dark, people made bonfires to welcome the spirits of the dead. The lights in jack-o-lanterns are the remains of this custom. The eerie faces carved in them were meant to scare away unfriendly spirits. Food offerings were left for the spirits, just as we give sweets to visiting trick-or-treaters.

People once dressed up like their dead relatives or heroes to invite the spirits of those people to return and bless them.

Today we sometimes dress as saints or heroes, and sometimes as ghosts or skeletons. The evening is a traditional time for singing, dancing and storytelling around the bonfires, and for enjoying delicious treats.

Christians know that those who have died in Christ share now in the Resurrection of Christ. With and in Christ we all triumph over all our human struggles including death. We use these days to remember and reconnect with our departed saints and to retell their stories. Our Hallowe'en customs help us to have fun as we experience the many symbols and appreciate the richness of the feast. Christ's victory over darkness and death lies at the root of what we celebrate with costumes, masks, and games, as we share our joy at being part of God's holy people. These words show how the Baptismal anointing symbolizes that the newly baptized has become like Christ.

Goals

This session is intended to help the candidates:

- Understand the true meaning of Hallowe'en
- Understand that because we may dress up in different garments it doesn't change who we are on the inside
- Understand that through our Baptism we are and always will be children of God.

Supplies and Environment

- Name tags
- A chair, mat or cushion for each person present
- A table with three small/medium pumpkins on it
- A second table
- A white tablecloth with the liturgical colour of the season
- A cross



- A Bible or Lectionary opened at Revelation 7: 13-14, 17
- A candle
- A bowl of water
- A jug of perfumed olive oil.
- Baptismal Register
- Refreshments

Prepare Ritual Area

Arrange as in the previous session.

Gathering

Welcome and introductions

Leader:	<i>(Raise arms straight up twice with energy and vigour)</i>
	Blessed be God!
All:	<i>O blessed be God!</i>
Leader:	<i>(Cups hands around mouth)</i>
	Who calls you by name
All:	<i>Who calls you by name</i>
Leader:	<i>(Sign of the Cross)</i>
	Holy and chosen one!
All:	<i>Holy and chosen one!</i>
	<i>Revisit the home activity of the last session.</i>
Leader:	<i>Introduce the topic of Hallowe'en for discussion. What has been their experience of Hallowe'en? Are there any customs, traditions that they celebrate as a family? If so, name them and explain their significance.</i>
	<i>Question:</i>
	What is Hallowe'en about?
	<i>Wait for answers.</i>



The Story of the Three Pumpkins

The story touches several central mysteries of our faith: Baptism, belonging to the light; forgiveness, conversion, and transformation; new life and life eternal.

Display three pumpkins:

- The first without any face carved or painted;
- The second with a face painted with a black marker;
- The third with eyes, ears, nose, and mouth carved out but with the cut-out pieces plugged into the holes.

You will also need a candle and a match.

Once upon a time there were three little pumpkins. *(Point to the three pumpkins.)*

The first little pumpkin *(point to the plain pumpkin)* said, “I want to remain just as I am. I never want to change.”

The second pumpkin *(point to the pumpkin with the painted face)* said, “I want to be a jack-o’-lantern but I don’t want to let go of what I already have. I want to change but I’m afraid to let anyone carve eyes, a nose, and a mouth out of my shell. So I won’t change either.”

The third little pumpkin *(point to the carved pumpkin)* said, “I want to shine like the sun. And in order to let the light come out of me I need to lose part of myself. I need to change. Open my eyes, ears, nose, and mouth and put a lighted candle inside me.” *(Take off the lid of the third pumpkin. Set a lighted candle inside, and take out the plugs in its eyes, nose and mouth.)*

The third little pumpkin wanted to become a jack-o’-lantern, even at the cost of losing some of itself. And so, the light shone out of its nose. The light shone out of its eyes. The light shone out of its mouth.

After a while the first little pumpkin rotted away and disappeared into the soil.

After a while the second little pumpkin did the same.

And after a while the third little pumpkin shrivelled and turned back to soil too. But its light seemed to grow even brighter because there was nothing blocking it.

The light of the third little pumpkin, together with the light of all the other jack-o’-lanterns, made the night become brighter than day, and darkness went away forever.

(This story was written by Mr. Speltz, Religious Education Coordinator, St. Kevin’s Parish, Minneapolis, MN.)

Questions

What did you hear?

Hopefully you will hear: that the third pumpkin wanted to be light for all those around; the second pumpkin wanted to change but did not want to be carved; the first pumpkin was afraid to change.

How can we identify with the pumpkins?

Hopefully you will hear: change our ways, be light to those around us by being kind, sharing our gifts of hospitality, caring, sharing, etc. with others; welcoming new friends; visiting and spending time with the elderly, etc.



Procession (Come)

The procession will consist of the following:

- A candidate to carry the cross
- A candidate to carry the cloth(s)
- A candidate to carry the Lectionary or Bible
- A candidate to carry the Candle
- A candidate to carry a bowl of water
- A candidate to carry a jug of oil
- A candidate to carry the Baptismal Register

Leader:	<i>Ask those selected for the procession to go to the back of the room where someone waits to hand them the objects they will carry.</i>
	<i>Invite the group to be quiet and wait for a few minutes until there is silence.</i>
Presider:	In the name of the Father + and of the Son and of the Holy Spirit.
All:	<i>Amen.</i>
	Let us pray for the gift of God's Spirit as together we continue our journey to the Table of the Lord.
	Loving God, You gather us to celebrate and to give thanks that you have called us by name. Bless these symbols as they help us remember that you are with us.
	<i>One candidate spreads the cloth on the table</i>
	May this table be a sign that we are all one family sharing our life together.
	<i>The Cross bearer holds the cross high and, after the prayer below, places the cross on the table.</i>
	May this cross always be a sign to us of your great love.
	<i>The Book bearer holds the Lectionary (or Bible) high and, after the prayer below, places the book on the table.</i>
Presider:	May the Word be rich food for our minds and hearts.
	<i>The Candle bearer holds the candle high, and after the prayer below, places the candle on the table.</i>
	May this candle remind us that Jesus our light shows us the way to you.
	<i>Candidate holds the bowl of water high, and, after the prayer below, places the bowl on the table.</i>
	May this water remind us of our Baptism.
	<i>Candidate holds the jug of oil high, and after the prayer below, places the jug on the table.</i>
	May this oil help us be open to the healing, and strengthening power of God. This we ask through your Son, Jesus our Lord.



	<i>Candidate holds the Baptismal Register high, and after the prayer below, places the Register on the table.</i>
Presider:	May this Baptismal Register remind us that we are children of God. This we ask through your Son, Jesus our Lord.
All:	<i>Amen.</i>
	On the day of your Baptism you were claimed for Christ. As you prepare to celebrate the Sacraments of Confirmation and Eucharist, the Christian community holds you in its heart. Remember that God loves you.
Presider:	<i>Presider goes to each one present, and signs each one on the forehead with the sign of the cross, using the whole hand, saying:</i> <i>(Name) the Christian community greets you joyfully again today with the sign of Jesus' cross, by which he has claimed you.</i>

The Word of God (Listen)

	<i>A team leader leads the group in the Listen song:</i>
	<i>Listen with your heart</i> (action: Point to ears, then place hands crossed over heart)
	<i>Listen to the Good News</i> (action: Point to ears and hold out palms of hands)
Leader:	<i>Hear what God is saying</i> (action: Point to ears, then point to sky)
	<i>To you and me</i> (action: Point to each other and yourself.)
	(Repeat)
Proclaimer of the Word:	<i>Matthew 5:1 – 12</i> (The Beatitudes)
	<i>The Word of the Lord</i>
All:	<i>Thanks be to God.</i>
Proclaimer of the Word:	<i>Return the Bible (Lectionary) to its place on the table.</i>

Litany of the Saints

Leader:	Lord, have mercy.	All:	<i>Lord, have mercy.</i>
	Christ, have mercy.		<i>Christ, have mercy.</i>
	Lord, have mercy.		<i>Lord, have mercy.</i>
	Holy Mary, Mother of God		<i>Pray for us.</i>
	Holy Angels of God		<i>Pray for us.</i>
	St. Abraham and St. Sarah		<i>Pray for us.</i>
	St. John the Baptist		<i>Pray for us.</i>
	St. Joseph		<i>Pray for us.</i>
	St. Peter and St. Paul		<i>Pray for us.</i>
	St. Mary Magdalene		<i>Pray for us.</i>



	St. Stephen		<i>Pray for us.</i>
	St. Agnes		<i>Pray for us.</i>
	St. Margaret		<i>Pray for us.</i>
	St. Catherine		<i>Pray for us.</i>
	St. Francis		<i>Pray for us.</i>
	St. Clare		<i>Pray for us.</i>
	St. Dominic		<i>Pray for us.</i>
	St. Theresa		<i>Pray for us.</i>
	St. Elizabeth Ann Seton		<i>Pray for us.</i>

Call the children to come forward one at a time to share information about their favourite saint. When they have finished, invite them to say the name of their saint again and all will respond... "Pray for us".

If this part of the celebration is taking place in the Worship Area of the church invite the children when they have finished the prayer to place their piece of paper on the uncovered altar stone, and remain standing in the sanctuary. After all have shared their stories, invite those seated to join the candidates making a large circle around the altar.

Take the Baptismal Register and hold it high.

Because of our Baptism, all of us who are gathered here have had our names WRITTEN in a Baptismal Register in the parish where we were baptized, just like the saints who have gone before us.

Question:

What made the saints so special?

Leader: *Hopefully you will hear: because they lived good lives, taking care of others; they were not afraid to let their light shine through the darkness; they believed that God would take care of them; they lived the Beatitudes, fed the hungry, clothed the naked; like the story of the third pumpkin they became light for the world to see the glory of God.*

Tonight, we honour all men and women who have faithfully followed Christ during their lives. We too, can model our lives on these saints. Because, guess what, we are all potential saints. We praise the glory of God reflected in these men and women and we rejoice that we too are called to become holy.

Place the Baptismal Register on top of the last information sheet on the altar stone.

Leader: All Holy men and women,

All: ***Pray for us.***



	We praise you, O God, and we honour all your holy ones.
Leader:	We ask the help of those men, women and children who struggled against evil and stood firm. Who loved one another. Who worked for justice and peace. Who healed the sick and fed the hungry. We on earth and they in heaven sing one song of praise. We in grace and they in glory form one communion in Christ, your Son.
	Make us and all those we love worthy to be called your saints.
	We ask this through Christ our Lord.
All:	<i>Amen.</i>
Leader:	<i>Close this part of the session by singing or saying:</i>
	Blessed be God! O blessed be God!
All:	<i>Blessed be God! O blessed be God!</i>

Refreshments

Catechesis on the Experience

Leader:	Blessed be God! O blessed be God!
All:	<i>Blessed be God! O blessed be God!</i>
Leader:	<i>Everyone should be sitting in silence for a few minutes. In a soft voice, invite the participants to look at the table and focus on the Baptismal register. All of our names are written in a Baptismal Register. This Holy Book contains all kinds of information, beginning with our Baptism. After we celebrate the Sacraments of Confirmation and First Communion notations of these celebrations are also recorded next to our name. If we choose to marry, that is also recorded. Remember the piece of scripture from Isaiah in one of our first gatherings, “I will never forget you my people, I have carved you on the palm of my hand.” The Church has also carved us in its hands through this register.</i>

Connecting with Baptism

Ask the candidates to name the symbols on the table and share how they are used during the Rite of Baptism.

Hopefully you will hear: the cross; sign of being a Christian; scripture readings throughout the rite; blessing of water; sacred oil being poured on the crown of our heads; Baptismal register where our Baptism is recorded.

Bringing the Session Home

Questions for Discussion

- Reread the Scripture of Matthew 5:1 – 12 (the Beatitudes)
- Which part of the Beatitudes does the saint that you chose to share about model the Beatitudes?



Leader:

For our next session, please wear a piece of clothing that means something special to you: e.g., a gift from someone special, something that is a favourite colour, something that feels good next to your skin, part of the uniform of some group you belong to, your favourite sports team's jersey or cap. If the article of clothing does not fit you now, bring it with you to show the group.

For our closing this evening we are going to form a procession led by the Cross and we will march around the inside of the church (or the outside of the church) singing: *When the Saints Go Marching In* (or *We Sing of the Saints* or another appropriate song).




Name: _____

Date: _____

HOME ASSIGNMENT

30th Sunday in Ordinary Time (Year C)



1. What are some of the gifts/talents that God has given to you...that you should be humble and thankful for?

2. What could you say to God in order to thank Him for the gifts/talents He has given to you?

3. Draw a picture of yourself using the gifts and/or talents that God has given to you.

A large, empty rectangular box with a blue border, intended for the student to draw a picture of themselves using their gifts and talents.



Clothing with a White Garment (Week of Nov 1)

Note to Catechist

Clothing the newly baptized in a special garment is an ancient element of Christian initiation and points to a new identity for the newly baptized. The colour white still resonates with contemporary popular culture, for most of us white speaks of newness and purity. This idea is even found in scripture, where the Book of Revelation says, “They had washed their robes and made them white in the blood of the lamb” (Revelation 7: 14).

The priest’s words during this ritual action point to the change in the person and acknowledge the role of the Christian community in the believer’s life.

(Name), you have become a new creation, and have clothed yourself in Christ. See in this white garment the outward sign of your Christian dignity. With your family and friends to help you by word and example bring that dignity unstained into the everlasting life of heaven.

This garment is not simply a uniform, or Baptism gift, or souvenir. The priest’s words clearly explain its meaning. Baptism makes us more than just followers of Christ; we are members of Christ’s body. We have taken on his identity: “In him we live and move and have our being” (Acts 17: 28)

Young children can understand this concept through their familiarity with uniforms. In our culture, various types of clothing hold special significance: school and sports team uniforms, military uniforms, police and firefighter uniforms. These reveal something about the concept of putting on an identity. Those who wear the uniform must maintain the dignity of the group; their behaviour must typify the group ideal and must bring the group honour.

Your task is to help lead the children to see that putting on the Baptismal garment means all this and much more; it is a sign of “putting on” Christ. Christ is our invisible garment from the moment of Baptism – and nothing can remove it. Being clothed in a Baptismal garment is a visible sign of an invisible change brought about by the waters of Baptism. We are part of Christ, not just followers or admirers. We are a sign of Christ in and for the world.

The Cross

The Sign of the Cross is made on the person’s forehead at the beginning of the celebration of Baptism with these words, which we have echoed at the beginning of the previous sessions:

(Name), the Christian community welcomes you with great joy. In its name I claim you for Christ our Saviour by the Sign of his Cross.

We use the Cross in this session in order to talk about both the source of our new life and identity, and the challenges we will face because of them. The new life and new identity given in Baptism come through Christ as a result of his death and Resurrection. The Sign of the Cross and the Cross speak of both his death and his Resurrection. In Baptism Jesus’ Cross becomes ours: to share his new life we must also share his Cross. Putting on the white garment implies taking up the Cross. It is part of our identity as Christians. For this reason, Pope John Paul II gave the youth of the world a Cross, the World Youth Day Cross, as a focal point of their World Youth Day activities.



Our many uses of the Cross help us remember that we have been clothed in Christ. For example:

- We are welcomed with the Sign of the Cross at the beginning of the Baptismal liturgy.
- We make the sign of the Cross with holy water whenever we enter a church building.
- A Cross leads our entrance procession at Mass.
- We make the Sign of the Cross when we begin and finish praying.
- Some people wear a Cross to proclaim quietly their new identity to the world

Goals

This session is intended to help the candidates:

- Understand why we are clothed in a special white garment during the celebration of our Baptism
- Expand their appreciation of the meaning and importance of the Cross
- Understand that, in Confirmation, God strengthens us for the life to which we are called at Baptism: by our own lives to show Christ to those around us and to our whole world.

Supplies and Environment

- An item of clothing with special meaning brought or worn by each leader
- A Baptismal garment
- Name tags
- A chair, mat or cushion for each person present
- A table
- A white tablecloth with the liturgical colour of the season
- A Cross
- A Bible or Lectionary : Galatians 3: 27, 28b: Philippians 2:5
- A candle
- A bowl of water
- A jug of oil
- Baptismal Register
- Refreshments

Prepare Ritual Area

Arrange as in the previous session.

Gathering

Welcome and introductions

Leader:	<i>(Raise arms straight up twice with energy and vigour)</i>
	Blessed be God! O blessed be God!
All:	<i>Blessed be God! O blessed be God!</i>



Leader:	<i>(Cups hands around mouth)</i>
	Who calls you by name
All:	<i>Who calls you by name</i>
Leader:	<i>(Sign of the Cross)</i>
	Holy and chosen one!
All:	<i>Holy and chosen one!</i>
	<i>Introduce today's session:</i>
	Today we're going to talk about Baptism clothing. But let's begin by talking about the clothing we brought. Everyone was asked to wear or bring some special item of clothing for this session. It may be special for many different reasons: a gift, a favourite colour, a lucky sweater, or some other reason.
Leader:	<i>Invite the candidates to explain the "specialness" of their item of clothing. If any of them did not bring or wear a special item of clothing, invite them to simply tell about one.</i>
	<i>Conclude this opening discussion with words such as:</i>
	We are going to move to another space where we will pray and sing and think more about special clothing. Again, you will need to use all of our five senses – sight, sound, touch, smell, taste – and your memory.

RITUAL EXPERIENCE – CLOTHED IN CHRIST

Procession (Come)

The Procession will consist of the following:

- A candidate to carry the Cross
- A candidate to carry the cloth(s)
- A candidate to carry the Bible or Lectionary
- A candidate to carry the candle
- A candidate to carry the Baptismal Register
- A candidate to carry a bowl of water
- A candidate to carry the jug of oil
- A candidate to carry the white garment

Leader:	<i>Ask those selected for the procession to go to the back of the room where someone waits to hand them the objects they will carry.</i>
	<i>Invite the group to be quiet and wait for a few minutes until there is silence.</i>
Presider:	In the name of the Father + and of the Son and of the Holy Spirit.
All:	<i>Amen.</i>



Let us pray for the gift of God's Spirit as together we continue our journey to the Table of the Lord.

Loving God, You gather us to celebrate and to give thanks that you have called us by name. Bless these symbols as they help us remember that you are with us.

One candidate spreads the cloth on the table

May this table be a sign that we are all one family sharing our life together.

The Cross bearer holds the cross high and, after the prayer below, places the cross on the table.

May this cross always be a sign to us of your great love.

The Book bearer holds the Lectionary (or Bible) high and, after the prayer below, places the book on the table.

May the Word be rich food for our minds and hearts.

Presider:

The Candle bearer holds the candle high, and after the prayer below, places the candle on the table.

May this candle remind us that Jesus our light shows us the way to you.

Candidate holds the bowl of water high, and, after the prayer below, places the bowl on the table.

May this water remind us of our Baptism.

Candidate holds the jug of oil high, and after the prayer below, places the jug on the table.

May this oil help us be open to the healing, and strengthening power of God. This we ask through your Son, Jesus our Lord.

Candidate holds the Baptismal Register high, and after the prayer below, places the Register on the table.

May this Baptismal Register remind us that we are children of God.

Candidate holds the White Garment high and after the prayer below, places it on the table.

May this White Garment remind us that Christ is our invisible garment from the moment of our Baptism.

This we ask through your Son, Jesus our Lord.

All:

Amen.

Presider:

On the day of your Baptism you were claimed for Christ. As you prepare to celebrate the Sacraments of Confirmation and Eucharist, the Christian community holds you in its heart. Remember that God loves you.



The Word of God (Listen)

	<i>A team leader leads the group in the Listen song:</i>
	<i>Listen with your heart</i> (action: Point to ears, then place hands crossed over heart)
	<i>Listen to the Good News</i> (action: Point to ears and hold out palms of hands)
Leader:	<i>Hear what God is saying</i> (action: Point to ears, then point to sky)
	<i>To you and me</i> (action: Point to each other and yourself.)
	(Repeat)
	<i>Paul to the Galatians 3: 27, 28b</i>
Proclaimer of the Word:	<i>Paul to the Philippians 2: 5</i>
	<i>The Word of the Lord</i>
All:	<i>Thanks be to God.</i>
Proclaimer of the Word:	<i>Return the Bible (Lectionary) to its place on the table.</i>
	In the letter I just read, Paul, an important follower of Jesus, tells how Baptism has changed us. On the day of our Baptism, after we were anointed on the crown of our head with chrism, Paul's words were spoken to us and we received special Baptismal clothing.
Leader:	<i>Go to the participant beside you and invite that person to stand. Trace a large Cross on the front (or the forehead) of the participant without touching him/her. The Cross should stretch from head to toe and from one side of the body to the other. While tracing the Cross, say:</i>
	(Name), you have become a new creation, and have clothed yourself in Christ.
	<i>With a gesture, signal this person to remain standing. Using the customary gestures have the whole group sing or say:</i>
	Blessed be God! O blessed be God!
All:	<i>Blessed be God! O blessed be God!</i>
	<i>When everyone has been signed with the Cross invite all to stand in silent prayer for a moment. Then say:</i>
Leader:	Blessed are you, Lord our God for new living things: for baby brothers and sisters, for kittens and puppies, for seeds that grow into plants.
	<i>Sing or say:</i> Blessed be God! O blessed be God!
All:	<i>Blessed be God! O blessed be God!</i>
Leader:	Blessed are you, Lord our God for new beginnings: for the first day of school, for New Year's Day, for every morning.
	<i>Sing or say:</i> Blessed be God! O blessed be God!
All:	<i>Blessed be God! O blessed be God!</i>



Leader:	Blessed are you, Lord our God for our new life: for Jesus, for the family of God, for new ways of being in the world.
	<i>Sing or say:</i> Blessed be God! O blessed be God!
All:	<i>Blessed be God! O blessed be God!</i>
Leader:	Loving God, may we remember all that you have done for us.
All:	<i>Amen.</i>

Getting in Touch with the Experience

At this point the leaders change roles.

Invite everyone to recall what you have done together so far in this session. Ask them to think about the discussion of their special clothes and about the ritual. Ask them to remember what they heard and saw.

Using the following questions, one at a time, to help the candidates remember the ritual. Wait for responses. Do not be afraid of silence. Allow everyone a chance to respond before moving on to the next question. Do not pressure anyone to speak.

Question:

What did you hear?

Hopefully you will hear: “My name;” “You have become a new creation, and have clothed yourself in Christ,” or individual words or phrases from the scripture reading or ritual quote; the phrase ‘the mind of Christ’; “Everyone singing.”

What did you see?

Hopefully you will hear: “Everyone listened to the readings;” “The leader made a big cross on me and on everyone;” “The leader had to stretch and bend down low to make the cross;” “People stayed standing after their turn;” “Everyone doing the movement song.”

What did you feel?

Hopefully you will hear: special, nervous, confused if ‘confused’ is a response, ask them what was confusing and assure them that you will clear up their confusion as the session progresses. (Do not offer explanations right now.)

Is there anything else you remember?

Close this part of the session by singing or saying:

Leader:	Blessed be God! O blessed be God!
All:	<i>Blessed be God! O blessed be God!</i>
All:	<i>Blessed be God! O blessed be God!.</i>

Refreshments



Catechesis on the Experience

Everyone should be sitting in silence for a few minutes. Recall that the group has been focusing on clothing today. Recall that we wore or brought special clothing and that we heard that we have been clothed in Christ. Then invite the group to reflect in silence on this question:

If you could choose a new piece of clothing, what would you select?

Allow time for everyone to answer and to briefly explain their choice. Try to get the children to share “why”.

Ask the children: How would the new piece of clothing make you feel?

Helping the Children Make the Connection with Baptism

Leader

Let us talk now about a special kind of clothing: uniforms. Who puts on uniforms?

Hopefully you will hear: ‘sports teams’, ‘students at some schools’, ‘Sparks’, ‘Brownies’, ‘Guides’, ‘Beavers’, ‘Cubs’, ‘soldiers and other military’, ‘police’, ‘firefighters’, and ‘religious’; ‘Many workers wear a company uniform’.

Continue the discussion along the following lines:

Sometimes we join a team or club or group that has a uniform. When we wear their uniform we know we belong.

When people see us in a uniform they know something about us because we are wearing that uniform. For example, when we see people in firefighters’ uniforms we know they will help us if we need it, even if we don’t know their names or anything else about them

Turn the discussion to focus on the Baptismal garment using words such as:

Uniforms are special clothing for people who belong. On the day of your Baptism you were dressed in special white clothing. You belong to the family of God.

Take the Baptismal garment and hold it up for all to see and say:

We call this a Baptismal garment; “garment” is just another word for clothing. Have you seen a picture of yourself in your Baptismal clothing? What was your Baptismal garment like?

Hopefully you will hear: ‘a long white robe’; ‘a white suit’; ‘It was the same one worn by others in the family’; ‘It was made by a relative’.

It is possible that some did not wear or receive a special white garment. In that case the priest touched them with a white piece of cloth (maybe his stole) as a sign of being clothed in Christ. If so, tell them that this is an acceptable way of saying we are being clothed in Christ.

The special Baptismal garment is usually all white and covers all of you. Why do you think the Christian community dressed you in something white that covers all of you?

Listen to their responses. Lead the children to see that white reminds us of newness; newly fallen snow, a piece of new white paper, a new page in a school workbook, etc. Say:

These things are new and white. For them anything is possible: wonderful things can happen to them. And when something white is washed it looks new again. It’s like a new beginning.



Continue by recalling that in the reading, we heard Jesus' friend Paul say that baptized people are a new creation; because of our Baptism we are new again.

Remind the children that we have learned that we have God's new life in us and we now belong to a new family, God's family. Our whole self is new. This makes us a whole new person, different from before our Baptism. That is why we receive something white that covers our whole body.

Question:

In one way we become like a new person in Baptism. Who do you think you become when you are Baptized?

If the children answer correctly – Jesus Christ – congratulate them; if not simply tell them. Say:

But I am not Christ by myself; I am part of him.

Explain this as follows:

Isn't this strange! In Baptism we become so much like Jesus Christ that we become a different person; we become part of him. We don't look different or speak a new language; we may not even feel differently.

No one can tell, not even an x-ray machine or a blood test. But we have new life – God's gift of his help, his grace, which helps us choose how to act all life long. This is what makes us different. We belong to Jesus Christ; we are part of him.

Just like my finger belongs to me and is a part of me, I belong to Jesus Christ and I am part of him.

You may want to make a reference to last week's session regarding costumes for Hallowe'en:

Did the costume that you wore change how you were on the inside?

Ask the candidates if they have ever seen anyone else at church dressed in a special white garment. Hopefully you will hear: 'the priest', 'altar servers', and perhaps other ministers at Mass.

Question:

Why do you think these people wear a white garment like their Baptismal garment?

Hopefully you will hear: 'to remind us of Jesus and his new life in us'; 'to remind them that they have been clothed in Christ in Baptism'; 'to remind us that we are all part of the family of God'.

Remind everyone that Jesus' death on the Cross and his Resurrection are linked to the Cross. The Cross is a symbol of self-giving so that others may live fully. The mystery is that when we give of ourselves, not only do others live fuller lives, but so do we. Because our Baptism identifies us with Christ and his Cross, we are called to live differently. We are to be visible signs of Christ working in the world.

Point to the Cross on the table. Explain: The Cross reminds us that Jesus died, rose to new life and shares new life with us. We can't wear our special white baptismal garment forever. But the Cross can remind us that from now on we are clothed in Christ, that we are part of Christ, that we are meant to be like him in the world.

We can make the Sign of the Cross anytime. Every time we do, we should remember that in baptism we have clothed ourselves in Christ.

Let us sign ourselves with the Sign of the Cross now.



Connecting with Confirmation and Eucharist

If we remember that we are a new creation and have been clothed in Christ, we will try to think like him and do what he would do, and say what he would say. St. Paul says we have to think with the mind of Christ. This is part of our work as God's royal family.

Question:

Can you think of times when you might need to try and think like Jesus?

Answers will vary. One of the adults might have to lead off with an example. Help the candidates to be specific in their discussion.

Is this an easy way to live?

Hopefully you will hear: 'No'; 'Sometimes I won't be sure what Jesus would do or say'; 'Sometimes it's easier to do the wrong thing or nothing at all'; 'Sometimes it's scary to tell the truth – I might get in trouble'; 'It's hard to be someone's friend when others are picking on them'; 'People might not listen if I tell them they are doing something bad'; 'People might make fun of me if I refuse to follow a leader who wants me to do something bad'.

Remind the group that since we are members of God's family and part of Christ's body, we are never alone. Help is available. When we are anointed at Confirmation the minister rubs the oil into our skin using the Sign of the Cross. In Confirmation the Church prays with us in a special way that we will be able to remember who we are and will remember to ask the Holy Spirit to help us.

Point out that Jesus was filled with the Spirit. Explain that it is the strength of the Holy Spirit that helps us to be more like Christ. We are never so weak or so bad that the Holy Spirit cannot help us.

The Church uses special words to tell us some of the many ways the Holy Spirit can help us.

- When we are not sure what Jesus would do or say, the Holy Spirit can help us think about Jesus more clearly, find others who can help us understand, and finally make a good decision about what needs to be done. The Church calls this help the gift of "right judgment".
- When doing the right thing seems scary, the Holy Spirit can help us to remember Jesus and be brave like him. The Church calls this help the gift of "courage".

Continue the catechesis, explaining that Jesus taught people in many ways. Often he would teach people by sharing a meal with them. Explain that Jesus still teaches at a meal. Each Sunday when we gather for Eucharist we are taught through the Word of God being proclaimed, and we are fed by God with the gift of Jesus' body and blood. It is important for the entire community to gather for this special meal.

Bringing the Session Home

- At home, read together the letter, "Clothed in Christ," pg. 16
- Continue the conversation of special garments
- At home, pray together the Prayer of St. Francis (make copies and distribute):



The Prayer of St. Francis of Assisi (adapted)

Lord, make me a messenger of your peace.
 Where there is hatred, let me bring love;
 where there is hurt, let me bring forgiveness;
 where there is fear, let me bring faith;
 where there is worry, let me bring hope;
 where there is darkness, let me bring light;
 where there is sadness, let me bring joy.

O Divine Master,
 help me not to be selfish.
 Help me help others even more often than I ask for help.
 Help me understand others even more than I ask others to understand me.
 Help me love others even more than they love me.

For whenever we give, we receive;
 and whenever we forgive, we are forgiven;
 and when we die, we are born to eternal life with you.

Leader:	For our next gathering, please bring with you your Baptismal candle. If you do not have one, let us know and we will have one ready for you
	Blessed be God! O blessed be God!
All:	<i>Blessed be God! O blessed be God!</i>
Leader:	Who calls you by name
All:	<i>Who calls you by name</i>
Leader:	Holy and chosen one!
All:	<i>Holy and chosen one!</i>



32nd Sunday in Ordinary Time (Year C)

(Green Cloth)



Welcome: "Good morning boys & girls. Welcome!"

Announcements: Make any necessary announcements before the liturgy begins.

Candles: Select one child to help light the candles.

Song: *Open Our Hearts* (by Christopher Walker)

Sign of the Cross: Lead the children in making the Sign of the Cross

First Reading: "This is a reading from the Second Book of Maccabees." (*Readings may be proclaimed by a parent*)

The Sunday Book of Readings Adapted for Children, p. 134

"The Word of the Lord."

Children: "Thanks be to God."

Responsorial Psalm: **Children's Response:** "O God, nothing can take us from your love."

Verse 1: "God, my light and my salvation, you are my help."

Verse 2: "When evil is around me, I have no fear." (*Pause in silence for a moment*)

Alleluia: Sing the Alleluia together.



Gospel: "This is a reading from the Gospel of Luke."

Children: "Glory to you, Lord." (*Three crosses - Lord be in my thoughts, in my words, and in my heart*)

The Sunday Book of Readings Adapted for Children, p. 135

"The Gospel of the Lord."

Children: "Praise to you, Lord Jesus Christ."

Dialogue: "This week, the readings concentrate on rising again from the dead. and going to Heaven."

"In the first reading, seven brothers and their mother were put into jail. Do you remember why?" (**share** - because they followed Jewish laws...they practiced the Jewish religion) "They refused to do something while in jail. What was that?" (**share** - eat pork) "Why didn't they want to eat pork?" (**share** - it was against the Jewish tradition) "What happened when they



didn't eat the pork?" (**share** - they were whipped and eventually were killed)
 "In the past few weeks we have talked about faith and how powerful it is to believe in God. These brothers believed in their religion so much that they ended up being killed because of it. They knew that God would raise them to new life in Heaven."

"In the Gospel, Jesus dealt with Jewish law and Heaven as well. According to Jewish law, if a man died and had no children, his brother should marry the man's wife and take care of her. So if they all went to heaven, the woman would have two husbands in heaven. The Sadducees didn't believe in a special life after death. They thought death was the end. So they asked Jesus what would happen to the woman and her two husbands...trying to trick Jesus. Do you remember Jesus' answer?" (**share** - people aren't married in heaven) "Has anyone ever tried to ask you a question to make you feel foolish?" (**share**) "Why do you think they asked you the question?" (**share** - to make you look silly in front of others, to try to make you look stupid)

"Heaven is completely different from life here and now. We don't know what it will be like, but we know we will be free from all harm and disease and we will live with God forever. What do you imagine heaven will be like?" (**share**) "This week, let's try to live like Jesus would want and not try to make anyone look foolish."

Intentions:



"Let us pray: (*The intentions may be read by the children*)

For people who have great faith and believe in God, we pray to the Lord.

Children: "Lord, hear our prayer."

For those who trick us and make us look foolish, we pray to the Lord.

Children: "Lord, hear our prayer."

Encourage the children to share their own intentions

Hymn:

Choose from *Catholic Book of Worship III*, your parish hymnal, or other sourced song book. Be sure it is related to the theme of today.

Closing:

Discuss the Home Assignment and select readers for the following week; all parents should be encouraged to read next week's readings with their children.



Enlightened by Christ – Baptismal Candle (32nd Sunday)

Note to Catechist

This session explores the presentation of the lighted candle, the third of the four explanatory Baptismal Rites. The parents, godparents and the entire assembly are reminded that this child has been enlightened by Christ. Parents, godparents and all assembled are also reminded that they too are to keep the flame of faith burning brightly.

Leader

Receive the light of Christ.

Parents and godparents, this light is entrusted to you to be kept burning brightly. These children of yours have been enlightened by Christ. They are to walk always as children of the light. May they keep the flame of faith alive in their hearts. When the Lord comes, may they go out to meet him with all the saints in the heavenly kingdom.

Jesus called himself the light of the world: “I am the light of the world. Whoever follows me will never walk in darkness but will have the light of life” (John 8: 12). All light and life find their source in God. The light of Christ always reveals God. Those enlightened by Christ recognize the presence of God and are led by the Spirit in the ways of God.

But Jesus did not stop at calling himself the light of the world. In the Sermon on the Mount, Jesus told his followers that they are the light of the world, too.

“You are the light of the world. A city built on a hill cannot be hidden. No one after lighting a lamp puts it under the bushel basket, but on the lamp stand, and it gives light to all in the house. In the same way, let your light shine before others, so that they may see your good works and give glory to your Father in heaven” (John 5: 13-16).

In Baptism we receive the light of Christ, our faith is awakened, and we have Christ and the Spirit as our guides. In Confirmation the Church prays that we might live in such a way that others are drawn to the light of God.

This session begins with the candidate’s experience of many different sources of light; flames (fire, candles, lanterns, torches, oil lamps); bulbs (regular, neon); in the cosmos (stars, planets, moon).

We know that light from the sun makes it possible for plants and animals to thrive. The energy that we rely on to play, sleep and work comes from the food we eat, which has received its energy from the sun. The energy from the sun is stored inside us and keeps us healthy. We can feel the energy and effects of the sun and how it makes a difference in our lives.

IT IS RECOMMENDED THAT THE PASCHAL CANDLE BE USED FOR THIS SESSION. If this is not possible use a large pillar candle.



Goals

This session is intended to help the candidates:

- Understand why a candle is used in the celebration of Baptism
- Expand their appreciation of the meaning and importance of sharing the light of Christ
- Understand the role of Confirmation in their lives.

Supplies and Environment

- Paschal Candle with stand – matches/lighter
- Baptismal candle for each candidate
- Tapers for the adults
- Candle snuffer
- Name tags
- A chair, mat or cushion for each person present
- A table
- A white tablecloth with the liturgical colour of the season
- A cross
- A Bible or Lectionary: John 8: 12
- A bowl of water
- A jug of oil
- Baptismal Register
- Baptismal garment
- Refreshments

Prepare Ritual Area

Arrange as in the previous session.

Gathering

Welcome and introductions

Leader:	<i>(Raise arms straight up twice with energy and vigour)</i>
	Blessed be God! O blessed be God!
All:	<i>Blessed be God! O blessed be God!</i>
Leader:	<i>(Cups hands around mouth)</i>
	Who calls you by name
All:	<i>Who calls you by name</i>
Leader:	<i>(Sign of the Cross)</i>
	Holy and chosen one!
All:	<i>Holy and chosen one!</i>



Introduce today's session:

Today, we are going to talk about light. Choose a partner and for the next two minutes talk together about as many kinds of light as you can think of.

After the two minute brainstorming, invite everyone to share their ideas. Invite them to talk briefly about their favourite kind of light. For example: flames, (fire, candles, lanterns, torches, oil lamps); bulbs (flashlights, headlights, street lights, neon lights, night lights); the cosmos (stars, planets, the moon). If no one has spoken of the sun as a source of light, mention how important this source of light is and then discuss how light from the sun makes it possible for plants and animals to thrive. The energy that we rely on to play, sleep and work comes from the food we eat, which has received its energy from the sun. The energy from the sun is stored inside us and keeps us healthy. We can feel the energy and effects of the sun and how it makes a difference in our lives.

Leader:

Question:

How does light help us? Is there any kind of light you do not like?

Conclude this opening discussion with words such as:

We are now going to move to another space where we will pray and sing and use a special candle. You will need to use all of your live senses – sight, sound, touch, smell, taste – and your memory.

RITUAL EXPERIENCE – ENLIGHTENMENT

Procession (Come)

The Procession will consist of the following:

- A candidate to carry the Cross
- A candidate to carry the cloth(s)
- A candidate to carry the Bible or Lectionary
- A candidate to carry the candle
- A candidate to carry the Baptismal Register
- A candidate to carry a bowl of water
- A candidate to carry the jug of oil
- A candidate to carry the white garment
- A candidate to carry the Paschal Candle

Leader:

Ask those selected for the procession to go to the back of the room where someone waits to hand them the objects they will carry.

Presider:

Invite the group to be quiet and wait for a few minutes until there is silence.

All:

In the name of the Father + and of the Son and of the Holy Spirit.

Amen.



Let us pray for the gift of God’s Spirit as together we continue our journey to the Table of the Lord.

Loving God, You gather us to celebrate and to give thanks that you have called us by name. Bless these symbols as they help us remember that you are with us.

One candidate spreads the cloth on the table

May this table be a sign that we are all one family sharing our life together.

The Cross bearer holds the cross high and, after the prayer below, places the cross on the table.

May this cross always be a sign to us of your great love.

The Book bearer holds the Lectionary (or Bible) high and, after the prayer below, places the book on the table.

May the Word be rich food for our minds and hearts.

Candidate holds the bowl of water high, and, after the prayer below, places the bowl on the table.

May this water remind us of our Baptism.

Presider:

Candidate holds the jug of oil high, and after the prayer below, places the jug on the table.

May this oil help us be open to the healing, and strengthening power of God. This we ask through your Son, Jesus our Lord.

Candidate holds the Baptismal Register high, and after the prayer below, places the Register on the table.

May this Baptismal Register remind us that we are children of God.

Candidate holds the White Garment high and places it on the table.

May this White Garment remind us that Christ is our invisible garment from the moment of our Baptism.

Candidate holds the Paschal Candle high, and after the prayer below, places the candle on the table.

Each year at Easter our parish lights a new Easter candle with a holy flame. Now as we light our Easter candle again (or “now as we light this candle”), may God make our flame holy as well and chase away the darkness from our minds and hearts.

This we ask through your Son, Jesus our Lord.

All:

Amen.

Presider:

On the day of your Baptism you were claimed for Christ. As you prepare to celebrate the Sacraments of Confirmation and Eucharist, the Christian community holds you in its heart. Remember that God loves you.



Presider:	<p><i>Go to each one present and sign each one on the forehead with the sign of the cross, using the whole hand, saying:</i></p> <p>(Name), the Christian community greets you joyfully again today with the sign of Jesus' cross, by which he has claimed you.</p>
-----------	---

The Word of God (Listen)

Leader:	<p><i>A team leader leads the group in the Listen song:</i></p> <p><i>Listen with your heart</i> (action: Point to ears, then place hands crossed over heart)</p> <p><i>Listen to the Good News</i> (action: Point to ears and hold out palms of hands)</p> <p><i>Hear what God is saying</i> (action: Point to ears, then point to sky)</p> <p><i>To you and me</i> (action: Point to each other and yourself.)</p> <p>(Repeat)</p>
Proclaimer of the Word:	<p><i>John 8:12</i></p> <p><i>The Word of the Lord</i></p>
All:	<i>Thanks be to God.</i>
Proclaimer of the Word:	<p><i>Return the Bible (Lectionary) to its place on the table.</i></p>
Leader:	<p><i>After a few minutes of silence, move to the Paschal Candle and say:</i></p> <p>On the day of our Baptism, after we received our special Baptismal clothing, we were given a lit candle. Its flame came from this candle, our parish's Easter candle. Let us praise God for the light.</p> <p><i>Place your hand on the candle and say:</i></p> <p>Blessed are you, Lord our God. Your glory fills the whole universe. Wherever you are, there is brilliant light that cannot be dimmed.</p> <p><i>Sing or say:</i></p> <p>Blessed be God! O blessed be God!</p>
All:	<i>Blessed be God! O blessed be God!</i>
Leader:	<p><i>Place your hand on the candle again and say:</i></p> <p>Blessed are you, Lord our God. At the very beginning of all things, You made light for our universe and separated the light from the darkness.</p> <p><i>Sing or say:</i> Blessed be God! O blessed be God!</p>
All:	<i>Blessed be God! O blessed be God!</i>



Place your hand on the candle again and say:

Leader: Blessed are you Lord our God. You have given us the sun, a great glowing ball of fire, to light up our days and give energy to our whole world.

Sing or say: Blessed be God! O blessed be God!

All: ***Blessed be God! O blessed be God!***

Leader: Blessed are you, Lord our God. Even at night, when darkness covers the earth, the stars, the planets and the moon blaze in the sky, guiding the lost and reminding us that you never forget us.

Sing or say: Blessed be God! O blessed be God!

All: ***Blessed be God! O blessed be God!***

Touching the candle, say:

Now, Loving God, with the light of this candle may we remember all that you have done for us.

With your hand trace the sign of the cross on the candle and say:

Jesus Christ is the light of the world. Christ yesterday, today, forever. To him to the Father, and to the Spirit be glory!

Invite the participants one by one to come forward to the Paschal Candle. Take the person's Baptismal candle, or taper, light it from the Paschal Candle, and give it to the person saying:

(Name), you have been enlightened by Christ, walk always as a child of the light.

Everyone returns to their places and sits holding the lit candle. When all have received a lighted candle, sing or say together the whole refrain of Who Calls You by Name:

Leader: Blessed be God! O blessed be God!

All: ***Blessed be God! O blessed be God!***

Leader: Who calls you by name!

All: ***Who calls you be name!***

Leader: Holy and chosen one!

All: ***Holy and chosen one!***

Take the Bible from the table and read Matthew 5:14-16. After the proclamation of the Word return the Bible to the table.

After a few moments of silence invited everyone to stand. Say:

Let all of us here rejoice! We are children of light, and light of the world! May we always keep the flame of faith alive in our hearts.

All people of God, rejoice!



Christ now shines on you! All the earth, rejoice! Glory fills you! Let all creation rejoice around God's throne!

Jesus Christ is risen!

Sing or say: Blessed be God! O blessed be God!

All: Blessed be God! O blessed be God!

Invite everyone to extinguish their candles safely. Tell the children to put their candles in a safe place until it is time to leave.

Getting in Touch with the Experience

Leader

Think about everything that has happened so far. We talked about many kinds of light. We experienced one kind of God's gift of light here in this place.

Question:

What did you hear?

Hopefully you will hear: "I am the light of the world"; "You are the light of the world"; "children of the light"; other words that were said in prayers, in scripture, in the gathering discussion; "Everyone singing".

What did you see?

Hopefully you will hear: "The room was darker than usual"; "I couldn't see very much at first."; "The flame on the big candle."; "The leader touched the candle."; "The leader traced the cross on the candle."; "When more and more candles were lit we could see more and more things and we could see each other better."

What did you feel?

Hopefully you will hear: "A bit nervous because it was darker."; "Warmth from all the candles."; "The candle felt smooth and kind of soft."

Is there anything else you remember?

Close this part of the session by singing or saying:

Leader: Blessed be God! O blessed be God!

All: **Blessed be God! O blessed be God!**

Refreshments

Catechesis on the Experience

Leader: Blessed be God! O blessed be God!

All: **Blessed be God! O blessed be God!**



Everyone should be sitting in silence for a few minutes. Invite them to look at the lit Paschal Candle and to recall what they heard, saw and felt. Highlight their comments from before the break, then say:

God made the world. Everything in the world comes from God and gives us a hint about what God is like. God made light before all other things.

Question:

What kind of light reminds you of God?

Hopefully you will hear: “The sun.”

The light of the sun is powerful; it is millions of kilometres away, but still gives us heat and light; God is powerful and gives us what we need.

Flowers and plants need sunlight to live; we need God to live. The sun is still there even when you can’t see it; we can’t see God, but God is always there.

Stars – sometimes you can see them, and sometimes you can’t, but they are always there; we know God is always there even though we can’t see God.

A lighthouse helps ships that are in trouble. God helps us when we are in trouble.

The candle shows us the right way to walk through the room and keeps us from stumbling and bumping into things; God shows us the way to live. We can carry the candle to walk in the dark; we can carry God in our hearts.

Helping the Children Make the Connection with Baptism

Leader

Remind the candidates that a lighted candle was used at their Baptism. (Refer to the baptismal candles that were brought to the session).

Question:

Why do you think the Christian community gave you a lighted candle when you were baptized?

Listen to their responses. Lead them to see that the candle was used to tell about another kind of light, a light we see only with our hearts – the light of Christ. This light has two directions: it shines for us, and it shines from us to the hearts of others.

What do you think the light of Christ helps our heart to see?

Listen to their responses. Lead them to see that the light of Christ helps us know God and see how to live. It helps us to look at ourselves and see the things we do that are good, and the things that we do that are not so good and must change. The light of Christ in our hearts also helps us to see what other hearts need, so that we can help. It shines from us so that other people will know what God is like by seeing what we do and say.

Why do you think the Christian community wanted you to be enlightened by Christ?

Listen to their responses. Bring out the following:

The Christian community knows it is not always easy to decide what to do. It is not always easy to know the right thing to do. It is not always easy to know what others need or how to help them.



As we grow in God's family we will need to know more and more about: what God is like; what God wants; what is right and what is wrong; what others need; who can help each of us to know and do the right thing.

We heard the words of Jesus earlier in the session. Jesus is our light and he and the Spirit will help us. But the light of Christ can also shine from us. Jesus said that he wants us to shine, to live so well that other people will want to know our God and learn to give God praise. When the Christian community gives us a lighted candle, they announce that we have the light of Christ

Remind everyone that we heard two messages from Jesus. Then read John 8: 12 again and ask: What does Jesus say he is? Allow for response.

Then read Matthew 5: 14-16 and ask: What does it mean to be light for the world?

Listen to their responses and summarize by noting that when we let our light shine others recognize the goodness and may come to know more about God. Then continue in words such as:

In our gatherings we have talked about our new life in God's family. God anointed this family to do the work of Jesus.

When we were baptized we were also clothed in Christ; we became part of the body of Christ. That is why we must do his work; that is why we can do his work.

Now we know that we have been enlightened by Christ. Christ shines for us and we can light up the world.

We should also remember that we are not alone. Our family, the people we meet at Church, and the whole Christian community have promised to pray for us and to help us to grow and walk as children of the light.

Question:

How can we light up the world?

Listen to their responses. Bring out the following:

- We can be kind to those younger than ourselves, so they will learn from us how to be kind.
- We can be a friend to someone who is getting bullied, by getting help.
- We can let others go first.
- We can do kind things for people we don't even know.
- We can tell others about God.
- When we see that someone is sad we can ask if they need help.

Question:

What happens when we are light for the world?

Listen to their responses and tell them that when we let our light shine, others recognize the goodness and they come to know more about God.



Connecting with Confirmation and Eucharist

Remind the candidates that our families and the parish support us as we strive to be a light for the world. The celebration of Baptism is one way we are strengthened to walk as children of the light. During the celebration of Confirmation we pray for the Spirit to help us to be a light for the world.

- Each of us is born with many gifts: some can sing; some are good at sports; some are outgoing and chatty; some are good at making things. When the family of God asks God to send us the gift of the Holy Spirit, they pray that we will each find our own gifts and find our own way to use them with the gifts of the Holy Spirit to do the work of Christ and be a light in the world.
- The light of Christ and the Spirit's gift of right judgment (which we learned about at the last session), help us to decide what to do.
- The Spirit's gift of courage, which we also learned about at the last session, helps us to be brave and to shine the light of Christ on the world, to do what is right, even when we are afraid.
- The gifts of understanding, wisdom and knowledge help us see God and know the ways of God in our hearts. Knowing something in our heart is deeper or different than knowing it in our minds. (We might know a lot about some people – sports stars, actors, rock stars with our brain but we don't know them with our hearts and they don't know us. When we truly know someone with our heart it is easier to know whether to trust them. We know in our hearts that God will be with us and that God's Spirit will guide us to walk as children of the light and to keep the flame of faith alive in our hearts.

Continue the catechesis explaining that every time we gather with God's family for the Sunday Eucharist we announce our faith in God.

Bringing the Session Home

- Continue the conversation around how we can be light to others
- Invite the candidates to complete the following in *Come Spirit of God Family Book*: The Family Letter (pg. 21); the Activities (pp. 22, 23); and practice the responses (pg.24).

Closing Ritual

Leader:	Blessed be God! O blessed be God!
All:	<i>Blessed be God! O blessed be God!</i>
Leader:	Who calls you by name
All:	<i>Who calls you by name</i>
Leader:	Holy and chosen one!
All:	<i>Holy and chosen one!</i>



Name: _____

Date: _____

HOME ASSIGNMENT

32nd Sunday in Ordinary Time (Year C)

1. The seven brothers were willing to die because of their faith in their religion. What are your feelings about this?

2. Why do you think the Sadducees tried to trick Jesus in the Gospel?

3. Draw a picture of what you think Heaven will look like where "people who are worthy to live forever will be like angels, they will be true children of God and will never die anymore".

A large, empty rectangular box with a thin blue border, intended for a drawing.



33rd Sunday in Ordinary Time (Year C)

(Green Cloth)



Welcome: "Good morning boys & girls. Welcome!"

Announcements: Make any necessary announcements before the liturgy begins.

Candles: Select one child to help light the candles.

Song: *Open Our Hearts* (by Christopher Walker)

Sign of the Cross: Lead the children in making the Sign of the Cross

First Reading: "This is a reading from the prophet Malachi." (*Readings may be proclaimed by a parent*)

The Sunday Book of Readings Adapted for Children, p. 136

"The Word of the Lord."

Children: "Thanks be to God."

Responsorial Psalm: **Children's Response:** "O God, nothing can take us from your love."

Verse 1: "I believe that I will see you. Keep my heart strong."

Verse 2: "And when evil is around me, I have no fear." (*Pause in silence for a moment*)

Alleluia: Sing the Alleluia together.



Gospel: "This is a reading from the Gospel of Luke."

Children: "Glory to you, Lord." (*Three crosses - Lord be in my thoughts, in my words, and in my heart*)

The Sunday Book of Readings Adapted for Children, p. 137

"The Gospel of the Lord."

Children: "Praise to you, Lord Jesus Christ."

Dialogue: "This week, the readings continue to deal with faith, believing in God, and being a good person."

"In the reading from the prophet Malachi, God reminds us that people who do evil will be punished. When people do something bad at school or at home, do they always get punished?" (**share** - sometimes) "Why is it that sometimes they don't get punished?" (**share** - they don't get caught) "Sometimes people don't get



punished because they don't get caught. Why is that?" (**share** - they are sneaky, it can't be proven) "Sometimes they don't get caught because someone doesn't see them doing it. If we do something bad, who always sees it and always knows that we've done something bad?" (**share** - God/Jesus) "So even though we don't always see people getting punished, God always knows what they have done. That's why we always want to try to do good things and be the best that we can be. God is always with us."

"In the Gospel, Jesus tells us not to be afraid, but to trust him. He is always with us, whether we are happy or sad or in trouble. We are never alone because we are his friends. What qualities do you look for in a friend?" (**share** - kind, unselfish, forgiving, helpful) "Do you think you could be nice to someone who doesn't like you? (**share** - it would be hard) "This is hard to do, isn't it? If someone is unkind or hurts you because you want to do what is right, that's hard, too."

"People are sometimes hurt in this world because they follow the rules of Jesus. But Jesus wants us to remain faithful as his true friends, by being honest and kind and following the Bible. And he promises to help us when we have trouble being faithful. Jesus tells his disciples: 'You will be saved for you believe in me.' This week, let's try to be faithful to Jesus, to be his friend. We should live like Jesus would like us to be...kind, unselfish, forgiving, and helpful."

Intentions:



"Let us pray: *(The intentions may be read by the children)*

Jesus, bless our moms, dads, and all our family, we pray to the Lord.

Children: "Lord, hear our prayer."

Jesus, help us to treat others as you would treat them, we pray to the Lord.

Children: "Lord, hear our prayer."

Encourage the children to share their own intentions.

Hymn:

Choose from *Catholic Book of Worship III*, your parish hymnal, or other sourced song book. Be sure it is related to the theme of today.

Closing:

Discuss the Home Assignment and select readers for the following week; all parents should be encouraged to read next week's readings with their children.



Awakened to Grace—'Ephphetha Rite'

(33rd Sunday)

Note to Catechist

This session explores the Ephphetha (EHF-uh-thuh) Rite, whose name is taken from the word spoken by Jesus when he cured a man who could not hear or speak (Mark 7:34). Mark explains that the word means “Be opened.” In this rite the child’s ears and mouth are touched and the Church prays that the child may profess the faith they hear, to the praise and glory of God. The Rite of Christian Initiation of Adults explains that this rite expresses our need for God’s grace in order to truly hear the Word of God and profess it as Jesus did.

The Ephphetha Rite draws our attention to our total dependence on God. We rely on God’s grace for our life and for our ability to know God. The Ephphetha Rite uses our ears and mouth to stand for our whole being; the Church prays that the newly baptized will always be open to recognize and acknowledge, throughout their lives, the presence and the action of God – however they are revealed. The Holy Spirit’s gifts of Reverence and Wonder and Awe in God’s presence nourish the openness we pray for at Baptism.

This final explanatory rite highlights the relationship between God and all people. The relationship is at the very core of who we are. Because of God’s abundant love and generosity, we are all given the gift of life. Through the presence of God in our lives – God’s grace – we are able to offer to God our praise and thanks for our life and all its gifts. We have been granted life and been given the ability to know God.

As we come to know God, we seek to praise God through our actions and words. We do “good things” not because we are concerned with keeping or breaking the rules but because our knowledge and awareness of God compels us to live in harmony with our Creator.

On the other hand, we are not puppets. God has given us a free will and the ability to know and to love God. Though God enables us to respond appropriately, we are able to choose our own way in the world. During our lives we may choose to embrace or ignore the signs of God’s presence.

For young children we approach the idea of openness to God by using the image of messages. Messages come to us in different ways: through spoken words, body language, telephone calls, letters, e-mail, advertising, etc. God also speaks to us in different way: in the Bible, in the liturgy, through people who teach us, through people who live in the ways of God, through experiences of nature, etc.

We can pay attention to messages or ignore them. We can forget to check the mailbox; we can throw a letter out without reading it; we can glance at a letter and let it sit around for a while; or we can read a letter carefully, answer it right away, and then share its news with our family and friends. So it is with God. Sometimes we forget about God; we might deliberately ignore God or say we will think about God later; we might have a wonderful experience and forget that it is a gift from God; or we can take time to say a prayer of thanks and praise to God before we tell anyone else our good news. When we become open to God’s messages we begin to see the world, people and our lives through the eyes of God. This is referred to as “seeing with the eyes of faith.” With this image in mind we begin to explore how God communicates with us.



Goals

This session is intended to help the candidates:

- Understand why the Church prayed at our Baptism that our ears and mouth would be opened
- Understand that all creation is graced by the presence of God
- Review the journey the children have taken together and forge its link to the parish Sunday Eucharist

Supplies and Environment

- Name tags
- A chair, mat or cushion for each person present
- A table
- A white tablecloth with the liturgical colour of the season
- A cross
- A Bible or Lectionary – Matthew 10:16-42 and Philippians 4:4-7
- A Candle
- A bowl of water
- A jug of oil
- Baptismal Register
- Baptismal garment
- Candle
- Refreshments

Prepare Ritual Area

Arrange as in the previous session.

Gathering

Welcome and introductions

<i>(Raise arms straight up twice with energy and vigour)</i>	
Leader:	Blessed be God! O blessed be God!
All:	<i>Blessed be God! O blessed be God!</i>
<i>(Cups hands around mouth)</i>	
Leader:	Who calls you by name
All:	<i>Who calls you by name</i>
<i>(Sign of the Cross)</i>	
Leader:	Holy and chosen one!
All:	<i>Holy and chosen one!</i>



Introduce today's session:

Messages will be an important part of our time together this evening. Choose a different partner from the one you chose the last time and for the next two minutes talk together about as many ways to receive messages as you can think of.

After the brainstorming, invite the participants to share their ideas with the whole group and to mention briefly which senses are involved in receiving each kind of message.

Make sure you have collected a broad range of ideas; for example, face-to-face conversations, telephone, email, walkie-talkies, notes, letters, Christmas cards, TV ads, signs, body language, facial expressions.

Question:

Leader:

How do the important people in your life make sure you get the message that they love you?

Hopefully you will hear: they say "I love you"; they take care of me and worry about me; they give me birthday presents; they hug and kiss me; they cook food I like; they leave surprise notes for me in different places; they spend time with me.

How do you make sure people know what you want or what you have to say?

After all have shared their thoughts:

We are now going to move to another space where we will pray and sing. We will remember another special part of the celebration of your Baptism. You will need to use all of your five senses – sight, sound, touch, smell, taste to receive some messages about God. You will need to use your memory too.

RITUAL EXPERIENCE – AWAKENED TO GRACE

Procession (Come)

The Procession will consist of the following:

- A candidate to carry the Cross
- A candidate to carry the cloth(s)
- A candidate to carry the Bible or Lectionary
- A candidate to carry the candle
- A candidate to carry the Baptismal Register
- A candidate to carry a bowl of water
- A candidate to carry the jug of oil
- A candidate to carry the white garment
- A candidate to carry the Paschal Candle

Leader:

Ask those selected for the procession to go to the back of the room where someone waits to hand them the objects they will carry.

Invite the group to be quiet and wait for a few minutes until there is silence.



Presider:	In the name of the Father + and of the Son and of the Holy Spirit.
All:	<i>Amen.</i>
	Let us pray for the gift of God's Spirit as together we continue our journey to the Table of the Lord.
	Loving God, You gather us to celebrate and to give thanks that you have called us by name. Bless these symbols as they help us remember that you are with us.
	<i>One candidate spreads the cloth on the table</i>
	May this table be a sign that we are all one family sharing our life together.
	<i>The Cross bearer holds the cross high and, after the prayer below, places the cross on the table.</i>
	May this cross always be a sign to us of your great love.
	<i>The Book bearer holds the Lectionary (or Bible) high and, after the prayer below, places the book on the table.</i>
	May the Word be rich food for our minds and hearts.
	<i>The Candle bearer holds the candle high, and after the prayer below, places the candle on the table</i>
	May this candle remind us that Jesus our light shows us the way to you.
Presider:	<i>Candidate holds the bowl of water high, and, after the prayer below, places the bowl on the table.</i>
	May this water remind us of our Baptism.
	<i>Candidate holds the jug of oil high, and after the prayer below, places the jug on the table.</i>
	May this oil help us be open to the healing, and strengthening power of God. This we ask through your Son, Jesus our Lord.
	<i>Candidate holds the Baptismal Register high, and after the prayer below, places the Register on the table.</i>
	May this Baptismal Register remind us that we are children of God.
	<i>Candidate holds the White Garment high and places it on the table.</i>
	May this White Garment remind us that Christ is our invisible garment from the moment of our Baptism.
	<i>Candidate holds the Paschal Candle high, and after the prayer below, places the candle on the table.</i>
	May this candle remind us that Jesus, our light, shows the way to you.
	This we ask through your Son, Jesus our Lord.
All:	<i>Amen.</i>



Presider: On the day of your Baptism you were claimed for Christ. As you prepare to celebrate the Sacraments of Confirmation and Eucharist, the Christian community holds you in its heart. Remember that God loves you.

The Word of God (Listen)

A team leader leads the group in the Listen song:

Listen with your heart (action: Point to ears, then place hands crossed over heart)

Listen to the Good News (action: Point to ears and hold out palms of hands)

Leader:

Hear what God is saying (action: Point to ears, then point to sky)

To you and me (action: Point to each other and yourself.)

(Repeat)

Proclaimer of the Word: ***Matthew 10:16 – 42***

The Word of the Lord

All: ***Thanks be to God.***

Proclaimer of the Word: *Return the Bible (Lectionary) to its place on the table.*

After a few minutes of silence, say:

At our Baptism, after we received our lit candle, our ears and lips were touched, and the family of God prayed: “The Lord Jesus made the deaf hear and the mute speak: May he soon touch your ears to receive his word, and your mouth to proclaim his faith, to the praise and glory of God, the Father.”

Leader:

Turn to the participant beside you and invite that person to stand. Trace the Sign of the Cross on both ears, saying: (Name), your ears have been opened by the grace of God. Hear the words of Christ.

Then trace the Sign of the Cross on the lips, saying: (Name), your lips have been opened by the grace of God. Speak as Christ would speak. Profess the faith you hear for the glory of God.

Sing or say:

Blessed be God! O blessed be God!

All: ***Blessed be God! O blessed be God!***

Place your hand on the candle again and say:

Leader: Blessed are you, Lord our God. At the very beginning of all things, You made light for our universe and separated the light from the darkness.

Sing or say: Blessed be God! O blessed be God!

All: ***Blessed be God! O blessed be God!***



Take the Bible or Lectionary and proclaim Philippians 4:4 – 7. When you have finished proclaiming, return the Bible or Lectionary to the table.

After a few moments of silence, invite everyone to stand.

Leader:

Let us give thanks to God, always and for everything, in the name of our Lord Jesus Christ.

Sing or say:

Blessed be God! O blessed be God!

All:

Blessed be God! O blessed be God!

God our Father, we give you thanks for all your gifts so freely given to us.

Leader:

Sing or say:

Blessed be God! O blessed be God!

All:

Blessed be God! O blessed be God!

For the beauty and wonder of your creation in earth and sky and sea.

Leader:

Sing or say:

Blessed be God! O blessed be God!

All:

Blessed be God! O blessed be God!

For all that is filled with Your grace, showing us the light of Christ.

Leader:

Sing or say:

Blessed be God! O blessed be God!

All:

Blessed be God! O blessed be God!

For minds to think and wonder and hearts to love and care. For hands to serve and health and strength to work.

Leader:

All:

Blessed be God! O blessed be God!

And above all, for the greatest gift given to us: Christ Jesus our Lord. To him be praise and glory with you and the Holy Spirit, now and for ever.

Leader:

Sing or say:

Blessed be God! O blessed be God!

All:

Blessed be God! O blessed be God!



Getting in Touch with the Experience

Leader

Invite everyone to recall what you have done together so far in this session. Ask them to think about the discussion of different kinds of messages and about the ritual. Ask them to remember what they heard and saw.

Use the following questions, one at a time, to help the candidates to remember the light ritual. Relax and allow for silence. Encourage everyone to respond, but it is not necessary for everyone to speak.

Question:

What did you hear?

Hopefully you will hear: “N., said my name”; “I am sending you”; “be wise”; “do not worry”; “it is not you who speak”; “tell what I say”; “rejoice”; “the Lord is near”; “pray with thanksgiving”; “peace will guard your hearts and minds”; “your ears have been opened”; “your lips have been opened”; “hear the words of Christ”; “speak as Christ would speak”.

What did you see?

Hopefully you will hear: “N., made a Sign of the Cross on everyone’s lips and ears”; “N. was holding the Bible”.

What did you feel?

Hopefully you will hear: “N., touched my ears”; “N., touched my mouth”; “I felt nervous.”

Is there anything else you remember?

Close this part of the session by singing or saying:

Leader:	Blessed be God! O blessed be God!
All:	Blessed be God! O blessed be God!

Refreshments

Catechesis on the Experience

Leader:	Blessed be God! O blessed be God!
All:	Blessed be God! O blessed be God!

Everyone should be sitting in silence for a few minutes. Invite the participants to remember their experience of the ritual. Recall the candidates’ comments from before the break, and then ask:

What message did you receive in our celebration today?

Hopefully you will hear: “God loves us”; “The community cares about us”; “We do not need to worry”; “God is sending us out”; “God wants us to rejoice”; “The cross is important because it was traced on us”; “God wants us to hear and to speak”.

There are no right or wrong answers

**Question:**

Can you tell us how you received that particular message today? Was it in something someone said, or did, or something you saw, or was it in something else?

When all who want to have shared, summarize by commenting that God speaks to us in many different ways. God sends us messages through all things that God has created.

Helping the Children Make the Connection with Baptism

Remind everyone that at the time of their Baptism the Christian community prayed that their ears would be opened to God. Acknowledge that sometimes it is easy, but often it can be difficult to hear God's message. Ask:

Question:

Why do you think it can be difficult to recognize God's messages?

Listen to their responses. Explain that: God sends messages in different ways and through different people.

Highlight that:

God sends messages through the stories in the Bible. At Mass the homily is also a message from God. Prayers and hymns may also be messages from God. God does not rely on just one way to send messages. God also sends us messages through other people. Sometimes we know the people and other times we read or hear about the people and receive messages that way.

Ask:

Why do you think the Church, the people of God, prayed that our ears would be opened to God when we were baptized?

Hopefully you will hear: "So that we would be able to hear God's message".

Listen to their responses. Bring out the following: It is only God who makes us able to recognize God's messages.

Explain that: God makes it possible for us to receive messages, but we need to be open to God. There is nothing we can do without God's help. So when someone reads the word of God to us, God is speaking and God is also helping us to hear and understand.

Ask: Why do you think the Church, the family of God, prayed that our lips would be opened and we would give glory to God when we were baptized?

Hopefully you will hear: "So we could tell others about God"; "So we could talk and share God's message"; "So we hear and be open to God's Word through others".

Listen to their responses. Explain that:

We are to speak as Christ would speak. When Jesus spoke, he thanked his Father for all good things. Jesus talked to God about people in need and he talked to the people in need about God. We are called to do the same. We are to tell others about the great things God has done. We are to thank God for the great and wonderful things that have been done.



Often we do not even know that God is helping us. When we pray to God, it is God who helps us to pray. We just need to ask God to help us. But God often helps us without being asked.

Our most important prayer is to thank and praise God, to tell God that we appreciate the gifts we have been given. For some reason people who remember to ask God for things, forget to thank God. When bad things happen we run to God in prayer, but when good things happen we easily forget about God.

We can also pray for others. This is one of the reasons we were anointed at Baptism. This is the work of God's royal, priestly family. Sometimes it may be a little confusing or we may be unsure about how we are to pray or what we need to say to God. God helps us at these times, too.

Remind the children of the reading from Matthew's gospel where God tells us not to worry about what we are to speak or say. God tells us that the Spirit will lead us. We can remember to begin our prayer by asking the Holy Spirit to help us pray

Connecting with Confirmation and Eucharist

Make the link to Confirmation by bringing out the following:

During the past weeks we have heard about some gifts of the Holy Spirit. We will delve into these deeper during the next few weeks.

We are Confirmed only once. We are Confirmed for life in the family of God. The family of God lives at the Table of the Lord. That is where we gather and where we show the world who we are. It is at the Table of the Lord that we most strongly show our love and respect for God. It is at the Table of the Lord that God feeds us and the Holy Spirit strengthens us to be a message for the world.

That is why we go to Mass: to praise and thank God for our lives and for Jesus, to be fed and strengthened to grow in Christ, so that we can share Christ's love to others by our words and actions.

Bringing the Session Home

- Complete at home together "Awakened to Grace" (page 26); "I Can Do It," (page 27); practice the response (page 28); and pray together the prayer on page 29, (*Come Spirit of God Family Book*). Continue the conversation.

Closing Ritual

Leader:	Blessed be God! O blessed be God!
All:	<i>Blessed be God! O blessed be God!</i>
Leader:	Who calls you by name
All:	<i>Who calls you by name</i>
Leader:	Holy and chosen one!
All:	<i>Holy and chosen one!</i>



Name: _____

Date: _____

HOME ASSIGNMENT

33rd Sunday in Ordinary Time (Year C)

1. Jesus wants us to be his friends. What are some of the things that you like about your friends?



2. What are some of the things that you think Jesus would want you to do in order to be a good friend to others?

3. Friendship is very important. Draw a picture of you and your friends doing an activity that you enjoy sharing (playing a sport or game together).

A large, empty rectangular box with a blue border, intended for a drawing.



Christ the King Sunday (Year C)

(White Cloth)



Welcome: "Good morning boys & girls. Welcome!"

Announcements: Make any necessary announcements before the liturgy begins.

Candles: Select one child to help light the candles.

Song: *Open Our Hearts* (by Christopher Walker)

First Reading: "This is a reading from the second book of Samuel." (*Readings may be proclaimed by a parent*)

The Sunday Book of Readings Adapted for Children, p. 138

"The Word of the Lord."

Children: "Thanks be to God."

Responsorial Psalm: **Children's Response:** "To you we sing Alleluia."

Verse 1: "To you, great King of all the Earth, sing alleluia."

Verse 2: "To you, our Lord, our God, and our King, sing alleluia." (*Pause in silence for a moment*)

Alleluia: Sing the Alleluia together.



Gospel: "This is a reading from the Gospel of Luke."

Children: "Glory to you, Lord." (*Three crosses - Lord be in my thoughts, in my words, and in my heart*)

The Sunday Book of Readings Adapted for Children, p. 139

"The Gospel of the Lord."

Children: "Praise to you, Lord Jesus Christ."

Dialogue: "Today is a special day called the Feast of Christ the King. Jesus is our Lord, our God, and our King."

"The first reading tells how David was anointed King of Israel. God said 'You will be the shepherd of my people'. What does a shepherd do?" (**share** - take care of the sheep) "What do you think David does?" (**share** - takes care of the people) "So David was a Shepherd King and the people appointed him the King of Israel."

"The Gospel tells the story of the day that Jesus died. The soldiers made fun of Jesus. They called him King of the Jews. Do you



remember what they wanted him to do?" (**share** - to save himself)
 "One of the criminals asked Jesus to remember him in heaven and Jesus said they would be together in Paradise."

"Jesus is our leader, our king. What does a king do?" (**share** - takes care of his people, leads his people) "Jesus is the king of kings because he is the Son of God. Jesus is also our king because of what he did. Jesus gave his life for us. Because he gave his life we can now have eternal life, we will live with Jesus in heaven forever."

"A king has a kingdom, a place where he rules. Where is Jesus' kingdom here on earth?" (**share** - with us, inside us, in our hearts, in Church) "Jesus wants his kingdom to be beautiful. How can we make his kingdom beautiful?" (**share** - be kind, helpful, thoughtful, caring to others) "A king rules a country, Jesus wants to rule us and our hearts and make them places of love and peace."

"Just like David, Jesus has also been called our Shepherd. Jesus is our Shepherd King, someone who cares for us and will take care of us always. Today we celebrate Jesus Christ, the King! This week, let's try to live like the sheep of Jesus, obeying our Shepherd King."

Intentions:



"Let us pray: (*The intentions may be read by the children*)

That Jesus will be king of our hearts always, we pray to the Lord.

Children: "Lord, hear our prayer."

That we ask Jesus to help us be forgiving, we pray to the Lord.

Children: "Lord, hear our prayer."

Encourage the children to share their own intentions.

Hymn:

Choose from *Catholic Book of Worship III*, your parish hymnal, or other sourced song book. Be sure it is related to the theme of today.

Closing:

Discuss the Home Assignment and select readers for the following week; all parents should be encouraged to read next week's readings with their children.



Name: _____

Date: _____



1. David was King of Israel. Jesus was Christ the King. What do you think are the characteristics of a good king?



2. If you could become a king of a country, what are some of the things that you would do for your people?

3. Draw a picture of Jesus, the Shepherd King. Draw some of his people around him.



Our Faith Journey Year 2 Cycle C/A Scope and Sequence Review Chart

THE LITURGICAL SEASON OF ORDINARY TIME: 24TH – CHRIST THE KING SUNDAY (CYCLE C)

Catechetical Focus	Scriptural References	Knowledge and Understanding: (Cognitive Level)	Skills: (Practical Level)	Values and Attitudes: (Affective Level)	Lectionary Readings Cycle C
The Holy Spirit, the Giver of Life draws us to Christ		<i>The child knows...</i>	<i>The child can...</i>	<i>The child...</i>	
To enable the children to know, celebrate and live the mystery of the Trinity made alive in us by the power of the Holy Spirit who brings Jesus into the lives of the children by the sacraments	Jn 14:15-29 <i>I will not leave you orphaned</i>	That Jesus promised to make the Spirit present to us	Recognize the active presence of someone who is absent	Pray to the Holy Spirit and ask for guidance in times of need	Gospel (24 th Sunday Ordinary Time) Lk 15:1-10 (25 th) Lk 16:10-13 (26 th) Lk 16:19-31 (27 th) Lk 17:5-6 (28 th) Lk 17:11-19 (29 th) Lk 18:1-8 (30 th) Lk 18-9-14 (31 st) Lk 19:1-10 (32 nd) Lk 20:27-38 (33 rd) Lk 21:7-19
Prepare the children to encounter the Lord Jesus	Jn 14: 15-29 <i>But ...the Holy Spirit, whom the Father will send in my name, will teach you everything, and remind you of all that I have said to you.</i>	That the Holy Spirit, the Giver of Life is present in our liturgical celebrations	Participate in a celebration of the Word honouring the Holy Spirit	Feel the presence of the Holy Spirit	
Unite the children to the life and mission of Christ	Mt 28:20 <i>I am with you always</i>	That the Holy Spirit will guide our actions	Call on the Holy Spirit for help	Wants to reach out and give to others	
Sends the Church/the children forth in Christ		That the Holy Spirit helps us reach out to others	Pray to the Holy Spirit	Is grateful for the people who are part of his or her community	
		Prayer to God as important for being a part of a community	Participate in celebrations and rituals of the Christian community - especially Sunday worship	Works and plays with others with joy	
			Give to others		(Christ the King) Lk 23:35-47



Our Faith Journey

Advent Season
Christmas Season

LESSON PLANS YEAR TWO 2nd – 8th Sundays in Ordinary Time Year A





The Liturgical Season of Advent/Christmas (Cycle A)

MAKING THE CONNECTION

The Sunday Readings for Cycle A, for the liturgical season of Advent and Christmas, and the expectations covered in the *Criteria for Catechesis* for children age eight serve as a guide in the lessons presented. We continue to guide children to know, contemplate, celebrate and live the love of the Trinity by understanding that Jesus reveals the Holy Spirit who we receive in Baptism, and who calls us continually to grow close to God. Catechists continue to help children make the connection between the Gospel message and their lives. The following themes should be covered:

Catechetical Outcomes

- Reinforce desired outcomes identified in the matrix that emphasize the catechetical focus (the Holy Spirit, the Giver of Life draws us to Christ)
 - * Students will explore the notion of hope
 - * Learn about the Advent/Christmas/Epiphany cycle through scriptural stories
 - * Celebrate the Holy Spirit as the One who came to Isaiah, John the Baptist, Mary and Joseph
 - * Present the ministry of Jesus in the power of the Holy Spirit as a growing light in the darkness
- They will be able to explain the meaning of passages of Scripture:
 - » *The people who walked in darkness have seen a great light*
 - » *The story of John the Baptist: hope in a time of darkness*
 - » *The story of the birth of Jesus at night*
 - » *The visit of the Magi to Jesus, guided by a star*
 - » *He will baptize you with the Holy Spirit*

Cognitive/Practical and Affective Outcomes

- The children will KNOW
 - * The narratives of Isaiah, John the Baptist and Mary
 - * Rituals celebrated during the time of Advent and Christmas
 - * The responses to the Angels
 - * The Holy Spirit prompts us to give to the needy
 - * The Holy Spirit is at work everywhere to make light where there is darkness
 - * The Holy Spirit is present at all points in Jesus' birth and life
- The children will be able to DO the following
 - * Grasp the meaning of hope in the midst of darkness
 - * Understand some of the symbols and prepare the rituals of Advent, Christmas and Ordinary Time
 - * Participate in group activities being sensitive to others when things are difficult
 - * Participate with their families in actions of sharing with others



- The children should demonstrate the following VALUES and ATTITUDES
 - * Appreciate this season as a time of light and hope in darkness
 - * Appreciate the ministry of Jesus, in the power of the Holy Spirit, as a growing light in the darkness
 - * Hope in spite of difficult times
 - * A sense of the meaning of the prayers of the liturgical seasons of Advent and Christmas

Specific Lectionary Based Outcomes

- (1st Sunday of Advent) We do not know when we will be called back to God; we must be ready at all times to meet Him
- (1st) Advent is a time of conversion or trying to grow closer to God
- (2nd) John the Baptist's message is about changing one's heart
- (2nd) We are called to follow Jesus having been baptized with the Holy Spirit
- (3rd) Jesus tells his disciples that John the Baptist was a prophet who was to prepare the world for His coming
- (3rd) Jesus, tells the disciples that he is the Messiah they were waiting for
- (4th) Jesus was born of the Virgin Mary, through the power of the Holy Spirit
- (4th) Joseph followed God's plan for him and took Mary and the child Jesus into his care
- (4th) Emmanuel means "God is with us"
- The Christmas season is a season for family and for coming together as a community
- (Christmas) The word Incarnation is used to explain that God became one of us, in Jesus
- (Christmas) Jesus was born over 2,000 years ago into the same world as you and I
- (Holy Family) Joseph took Mary and Jesus to Egypt to keep his family safe
- The shepherds followed a bright star to Bethlehem and found Mary and Joseph with the child in a manger (Mary, the Holy Mother of God)
- When we pray the Hail Mary, we ask God's Mother to be with us always
- (Epiphany) God's light shone in the East and brought visitors from afar to see this manifestation of God's love
- (Baptism of the Lord) Jesus was baptized by John and the Spirit of God came upon him in the form of a dove
- When we pray the Creed at mass we express our belief in God the Father, Son and Holy Spirit.
- (2nd Sunday Ordinary Time) Jesus is called the Lamb of God because of his gentleness and innocence
- (3rd) We are called just as the early disciples of Jesus were called to help people know and love God
- (4th) Jesus tells us what our attitude must be if we want to be happy
- (5th) Jesus reminds us that we are to be a light for others to see by the good works we do



- (6th) Jesus wants us to live by the spirit of the law rather than the letter of the law
- (7th) We must be loving and kind because God is loving and kind
- (8th) God is the creator of all and will care for all. We shouldn't worry needlessly
- (9th) Jesus insists that just talking isn't enough; heaven is for those who do the will of God



1st Sunday in Advent (Year A)

(Violet Cloth)



Welcome: "Good morning boys & girls. Welcome!"

Announcements: Make any necessary announcements before the liturgy begins.

Candles: Select one child to help light the candles.

Song: *Open Our Hearts* (by Christopher Walker)

First Reading: "This is a reading from the prophet Isaiah." (*Readings may be proclaimed by a parent*)

The Sunday Book of Readings Adapted for Children, p. 2

"The Word of the Lord."

Children: "Thanks be to God."

Responsorial Psalm: **Children's Response:** "We give praise to the Lord in the House of our God."

Verse 1: "I was glad when they said: 'Let us go to God's house'."

Verse 2: "It is here that we find peace for our families and friends."
(*Pause in silence for a moment*)

Alleluia: Sing the Alleluia together.



Gospel: "This is a reading from the Gospel of Matthew."

Children: "Glory to you, Lord." (*Three crosses - Lord be in my thoughts, in my words, and in my heart*)

The Sunday Book of Readings Adapted for Children, p. 3

"The Gospel of the Lord."

Children: "Praise to you, Lord Jesus Christ."

Dialogue: "Do you know what we'll celebrate in four weeks?" (**share** - Christmas)
"What is Christmas all about?" (**share** - the birth of Jesus) "Do you celebrate your birthday? Why?" (**share** - it's a special day just for you) "Your family was so happy when you were born. Every year we remember that day because you are so special. Just like you celebrate your day of birth, we celebrate the birth of Jesus. We call that day Christmas."

"Advent is the time before Christmas, a waiting time, a preparation time...getting ready for the birth of Jesus."



"The first reading tells about a time when we will all live in peace. Do you remember what will happen to the weapons - the swords and spears?" (**share** - they will turn into tools for farming and pruning)
 "Where do you think we will find peace on earth?" (**share** - in our hearts, in our families, in our communities) Ultimately, we will find peace when we leave this earth, to be with God in heaven.

"In the Gospel we are told to be ready to welcome Jesus. How do you think we can be ready?" (**share** - living like Jesus would want us to)
 "What would you want to be doing when Jesus comes?" (**share** - being nice, kind, doing good things)

"What would you NOT want to be doing when Jesus comes?" (**share** - being mean, selfish, not complaining) "How would you feel if you were fighting with someone or doing something mean when Jesus came?" (**share** - embarrassed, ashamed, sorry) "We don't know when Jesus will come exactly, so we need to be prepared to meet him when he does come by living kind, peaceful lives. So, that means living each day as if it is a day we are going to meet Jesus."

Intentions:



"Let us pray: (*The intentions may be read by the children*)
 That we get our hearts ready for Jesus' birth, we pray to the Lord.
Children: "Lord, hear our prayer."
 That we will be generous and help others, we pray to the Lord.
Children: "Lord, hear our prayer."
 Encourage the children to share their own intentions

Hymn:

Choose from *Catholic Book of Worship III*, your parish hymnal, or other sourced song book. Be sure it is related to the theme of today.

Closing:

Discuss the Home Assignment and select readers for the following week; all parents should be encouraged to read next week's readings with their children.



Name: _____

Date: _____

HOME ASSIGNMENT

1st Sunday in Advent (Year A)



1. The 1st Sunday of Advent means that there are four weeks to prepare for the birth of Jesus. What do you do to prepare for Christmas?

2. As we prepare for the coming of Jesus, what are some of the things that you would like to be doing when Jesus arrives?

3. Draw a picture of what you would like to be doing when Jesus comes.



Rite of Acceptance into the Order of Catechumens

CHILDREN

Receiving the Candidate

Enquirers together with their sponsors will gather in the foyer of the Church.

The Presider will invite the Community to stand and face the foyer for the beginning of the Rite and will welcome them.

Presider:	(Name) what do you want to become?
Candidates:	<i>A Christian.</i>
Presider:	Why do you want to become a Christian?
Candidates:	<i>Because I believe in Christ.</i>
Presider:	What do you gain by believing in Christ?
Candidates:	<i>Eternal life.</i>
Presider:	Since you already believe in Christ and want us to prepare you for baptism, we welcome you joyfully into our Christian family, where you will come to know Christ better day by day. Together with us you will try to live as children of God, for our Lord has taught us: “Love God with all your heart and love one another as I have loved you.”

Affirmation by the Parents

Presider:	Parents, your child has asked to be prepared for baptism. Do you consent to his/her request?
Parents:	<i>We do.</i>
Presider:	Parents, are you willing to do your part in his/her preparation for baptism?
Parents:	<i>We are.</i>

Affirmation by the Parents and Sponsors, and the Assembly

	<i>(to sponsors)</i>
Presider:	(Name), has set out on the road to baptism. She/he will need the support of our faith and love. Are you, parents, sponsors and members of this faith community ready to give that help?
Sponsors/All:	<i>We are.</i>
Presider:	God of mercy, we thank you for your servant (Name). You have sought and summoned him/her in many ways and he/she has turned to seek you. You have called him/her today and he/she has answered in our presence; We praise you Lord, and we bless you.
Choir:	<i>We stand with you, we pray for you, O holy child of God (sung)</i>



All will be part of the procession. The Catechumen, together with his /her sponsors will go directly to the foot of the Sanctuary. They and their sponsors will stand sideways. The Presider invites the congregation to be seated.

Signing of the other Sense

While the prayers are being said the sponsor will sign the candidate's senses.

	<i>(While the ears are being signed)</i>
	Receive the sign of the cross on your ears, so that you may hear the voice of the Lord.
	<i>(While the eyes are being signed)</i>
	Receive the sign of the cross on your eyes so that you may see the glory of God.
	<i>(While the lips are being signed)</i>
Presider:	Receive the sign of the cross on your lips so that you may respond to the Word of God.
	<i>(While the breast is being signed)</i>
	Receive the sign of the cross over your heart, so that Christ may dwell there by faith.
	<i>(While the shoulders are being signed)</i>
	Receive the sign of the cross on your shoulders, so that you may bear the gentle yoke of Christ
	I sign you with the sign of eternal life + in the name of the Father, and of the Son and of the Holy Spirit.
All:	<i>Amen.</i>
	<i>Invites all to return to their seats</i>
Presider:	Penitential Rite Opening Prayer
	<i>(Sends forth the children for their own Liturgy of the Word)</i>
Liturgy of the Word	First Reading Responsorial Psalm Second Reading Gospel Acclamation Gospel Homily
	<i>With hands outstretched over the Catechumen(s)</i>
	Let us pray.
Presider:	God of all creation, we ask you to look favorably on your servant(s) (Name). Make him/her/ them fervent in spirit, joyful in hope, and always ready to serve your name.
	Lead him/her/them, Lord, to the baptism of new birth, so that, living a fruitful life in the company of your faithful, he/she/they may receive the eternal reward that you promise.
	We ask this in the name of Jesus the Lord.



All:	<i>Amen.</i>
Presider:	<i>Invites the assembly to raise their hands in blessing</i>
	Catechumens, go in peace to reflect on God's Word, and may the Lord remain with you always.
Catechumens:	<i>Thanks be to God.</i>

Creed

The Order of Mass continues

The Rite of Welcoming

For those already baptized

The Catechist will call Candidates to come forward together with their parents and sponsors.

Presider:	My friends, what do you ask of God's Church?
Candidates:	<i>To come closer to Jesus.</i>
	God has called you to new birth by water and the Holy Spirit.
	By your baptism into the death and resurrection of Christ you have been given the promise of eternal life. Eternal life comes from knowing God, and Jesus Christ whom he sent to save us, Jesus suffered and died for us, and was raised in glory to be our Lord.
Presider:	If you wish to follow Jesus more closely as a member of his Church, you must come to the fullness of truth and put on the mind of Christ. You must seek to model your love on His, and to obey the teaching of his Gospel: Love God with all your heart and strength, and love your neighbor as Christ has loved us.
	Are you prepared to deepen the mystery of your baptism, and join us in a life of prayer and service in union with Christ our Saviour?
Candidates:	<i>We are.</i>

Affirmation by the Sponsor and the Assembly

	Friends,
Presider:	You have presented these candidates to this community of (Name). Are you ready to walk with them and help them as they continue to prepare to be received into the full communion of the Catholic Church?
Sponsors:	<i>We are.</i>
	<i>To the community</i>
Presider:	As members of our community of faith, are you ready to help all these candidates by your love, prayers and example?
Sponsors:	<i>We are.</i>



	Merciful Father,
Presider:	We thank you for these your servants whom you have consecrated in baptism. You have called them to deepen their faith and they have answered in the presence of your people. All praise is yours, Lord, for ever and ever.
	Amen.
Choir:	<i>Glory and praise to you, Lord Jesus Christ (sung)</i>

Signing of the Candidates

	Candidates for Confirmation and First Communion, receive again the sign of your life in Christ. <i>(The sign of the cross is traced on the foreheads of the Candidates)</i>
Presider:	(Name), receive the cross of our Saviour as a reminder of your share in the death and resurrection of Christ. May you be strengthened by this sign and come to the banquet of Christ's sacrifice.
	Amen.



2nd Sunday in Advent (Year A)

(Violet Cloth)



Welcome: "Good morning boys & girls. Welcome!"

Announcements: Make any necessary announcements before the liturgy begins.

Candles: Select one child to help light the candles.

Song: *Open Our Hearts* (by Christopher Walker)

First Reading: "This is a reading from the prophet Isaiah." (*Readings can be done by a parent*)

The Sunday Book of Readings Adapted for Children, p. 4

"The Word of the Lord."

Children: "Thanks be to God."

Responsorial Psalm: **Children's Response:** "For all that you do we worship you."

Verse 1: "You will bring justice and peace."

Verse 2: "You save the weak and the poor."

Verse 3: "We praise the good that you do."

Verse 4: "People will know of your name."

(*Pause in silence for a moment*)

Alleluia: Sing the Alleluia together.



Gospel: "This is a reading from the Gospel of Matthew."

Children: "Glory to you, Lord." (*Three crosses - Lord be in my thoughts, in my words, and in my heart*)

The Sunday Book of Readings Adapted for Children, p. 5

"The Gospel of the Lord."

Children: "Praise to you, Lord Jesus Christ."

Dialogue: "This is the 2nd Sunday of Advent. Do you remember what Advent is all about?" (**share** - preparing for the birth of Jesus; getting ready)
 "The first reading speaks about the coming of a child with special abilities. Do you remember what any of these are?" (**share** - wisdom, understanding, strength, truth, knowledge, judge with justice and fairness) "Who is this special child going to be?" (**share** - Jesus)



"The prophet Isaiah said the animals will get along: wolf and lamb, leopard and goat, bear and lion. Would you normally expect these animals to get along?" (**share** - no) "Do you think Jesus would want just the animals to live in peace? Who else would he want to live in peace?" (**share** - people)

"In the Gospel today, John the Baptist was also trying to encourage people to live peacefully and justly. John was the cousin of Jesus. Do you have cousins?" (**share**) "John was a very special person. He told people about Jesus. He told them how to get ready for Jesus. He told them to turn away from doing unkind things and to do good things. What do you think John would like you to do?" (**share** - be kind, share, help, be nice to those in trouble)

"When your parents tell you to go to bed, to clean up your room, to empty the garbage, etc., do you sometimes say 'no' or 'I don't want to'?" (**share**) "So now in this special time we call Advent, we'll really have to try to say 'yes' even when it is difficult. It is really important to always try to do our best. Advent is a time that reminds us to make even more effort in doing our best. John the Baptist encouraged people to change their lives - to live more justly. We want to be doing our best when Jesus comes. Let's really try to be aware of this during this coming week."

Intentions:



"Let us pray: (*the intentions can be read by the children*)

That we always try to do good things, we pray to the Lord.

Children: "Lord, hear our prayer."

That we say 'yes' to the things God wants us to do, we pray to the Lord.

Children: "Lord, hear our prayer."

Encourage the children to share their own intentions.

Hymn:

Choose from *Catholic Book of Worship III*, your parish hymnal, or other sourced song book. Be sure it is related to the theme of today.

Closing:

Discuss the Home Assignment and select readers for the following week; all parents should be encouraged to read next week's readings with their children.



Name: _____

Date: _____

HOME ASSIGNMENT

2nd Sunday in Advent (Year A)

1. John baptized people in the Jordan River. Ask your parents about your Baptism and write a few sentences about where and when it took place and who was there.

2. As Christmas approaches, what are you doing to prepare for Jesus' birth?

3. Draw a picture of the wolf living with the lamb, or the leopard and the goat eating together, or the bear and the lion at peace.

A large, empty rectangular box with a blue border, intended for the student to draw a picture related to the third question.



3rd Sunday in Advent (Year A)

(Violet Cloth)



Welcome: "Good morning boys & girls. Welcome!"

Announcements: Make any necessary announcements before the liturgy begins.

Candles: Select one child to help light the candles.

Song: *Open Our Hearts* (by Christopher Walker)

Sign of the Cross: Lead the children in making the Sign of the Cross.

First Reading: "This is a reading from the prophet Isaiah." (*Readings may be proclaimed by a parent*)

The Sunday Book of Readings Adapted for Children, p. 6

"The Word of the Lord."

Children: "Thanks be to God."

Responsorial Psalm: **Children's Response:** "For all that you do we worship you."

Verse 1: "You come like rain to the earth."

Verse 2: "You will bring justice and peace."

Verse 3: "You save the weak and the poor."

Verse 4: "You give us blessings and joy."

(*Pause in silence for a moment*)

Alleluia: Sing the Alleluia together.



Gospel: "This is a reading from the Gospel of Matthew."

Children: "Glory to you, Lord." (*Three crosses - Lord be in my thoughts, in my words, and in my heart*)

The Sunday Book of Readings Adapted for Children, p. 7

"The Gospel of the Lord."

Children: "Praise to you, Lord Jesus Christ."

Dialogue: "This is the 3rd Sunday of Advent. What signs of Christmas do you see on the streets and in the stores?" (**share** - lights and decorations on buildings, signs in stores, crowds in stores, etc.)
"These are all signs that Jesus is coming."

"In the first reading, the people of Israel wanted to know what signs to watch out for, too. Isaiah said 'the desert will be glad, the dry lands will



be filled with flowers'. There won't be Christmas lights hanging when Jesus is born, so the people are wondering what sights they will see that will tell them Jesus is coming. Do you remember what Isaiah said will happen to the people?" (**share** - blind will see, deaf will hear, crippled will jump, those who can't talk will sing)

"In the Gospel, John the Baptist was in prison. He wondered if Jesus was the one they had been waiting for. So he sent messengers to Jesus. Do you remember what they asked him?" (**share** - are you the one?) "Did Jesus answer yes or no?" (**share** - Jesus didn't give an answer, he told them to tell what they had seen and heard) "What were the signs that Jesus was the one?" (**share** - blind could see, deaf could hear, crippled could walk, lepers were cured, dead were raised to new life)

"Do we ever see these types of signs now?" (**share**) "Are there times when someone is ill and they get cured? Or when someone is injured and then gets up and walks? Or when someone is sad and then experiences joy?" (**share** - allow children to share stories) "There are signs all around us that Jesus is near. As we wait for the birth of Jesus at Christmas, we need to be aware of the signs of him and the signs of his coming. We need to be ready for the coming of Jesus."

Intentions:



"Let us pray: (*The intentions may be read by the children*)

That we will watch for the signs of Jesus' coming, we pray to the Lord.

Children: "Lord, hear our prayer."

That we will be ready when Jesus comes, we pray to the Lord.

Children: "Lord, hear our prayer."

Encourage the children to share their own intentions.

Hymn:

Choose from *Catholic Book of Worship III*, your parish hymnal, or other sourced song book. Be sure it is related to the theme of today.

Closing:

Discuss the Home Assignment and select readers for the following week; all parents should be encouraged to read next week's readings with their children.



Name: _____

Date: _____

HOME ASSIGNMENT

3rd Sunday in Advent (Year A)



1. What were the signs that Jesus was "the one we have been waiting for"? What special things had Jesus done?

2. What are the signs in your house that Jesus is coming? What have you done in your house to prepare for the birth of Jesus?

3. Draw a picture of how the streets and stores look as Christmas is approaching.



4th Sunday in Advent (Year A)

(Violet Cloth)



Welcome: "Good morning boys & girls. Welcome!"

Announcements: Make any necessary announcements before the liturgy begins.

Candles: Select one child to help light the candles.

Song: *Open Our Hearts* (by Christopher Walker)

First Reading: "This is a reading from the prophet Isaiah." (*Readings may be proclaimed by a parent*)

The Sunday Book of Readings Adapted for Children, p. 8

"The Word of the Lord."

Children: "Thanks be to God."

Responsorial Psalm: **Children's Response:** "Shine on us and we shall be saved."

Verse 1: "God our Shepherd, let your face shine on us."

Verse 2: "God our Lord, let your face shine on us."

(Pause in silence for a moment)

Alleluia: Sing the Alleluia together.



Gospel: "This is a reading from the Gospel of Matthew."

Children: "Glory to you, Lord." (*Three crosses - Lord be in my thoughts, in my words, and in my heart*)

The Sunday Book of Readings Adapted for Children, p. 9

"The Gospel of the Lord."

Children: "Praise to you, Lord Jesus Christ."

Dialogue: "This is the 4th Sunday of Advent. That means Christmas, the Birth of Jesus, is just about here!"

"In the first reading we hear about Ahaz. Ahaz was the king of Judah. King Ahaz was worried because Judah was being threatened by Syria and Israel. Isaiah told Ahaz that God would give him a sign that things would be fine. Do you remember what that sign was?" (**share** - birth of a child) "Who do you think this child was?" (**share** - Jesus)



"In the Gospel, we hear the story about Mary and Joseph. They weren't married yet and Joseph found out that Mary was going to have a baby. The Holy Spirit made it possible for Mary to have a baby. But because Joseph wasn't the father, he decided to break off the engagement with Mary and not marry her."

"Do you remember what happened to Joseph?" (**share** - an angel came to Joseph in a dream) "What did the angel tell Joseph in his dream?" (**share** - take Mary as your wife) "What did Joseph do?" (**share** - he took Mary into his home as his wife) "It was difficult for Joseph just to agree with what the angel had said. Why do you think it might have been hard for Joseph?" (**share** - he had to have faith, he had to believe in God, he had to believe in the Holy Spirit)

"Sometimes it is difficult for us to say yes to others, too. During this last week of Advent, we also want to say 'yes' to what God wants us to do. What do you think God wants us to do?" (**share** - think of others, be kind, etc.) "We have only a few more days until Christmas. We spend time getting ready for the presents, the food, the special dinner, and time with family and friends. We are also getting ready for the birth of Jesus. It is a very special time of the year. You will be very excited in the next few days. Remember to think about Jesus as you are getting ready for Christmas."

Intentions:



"Let us pray: (*The intentions may be read by the children*)

That we try to do whatever God asks of us, we pray to the Lord.

Children: "Lord, hear our prayer."

That we thank God for our family, we pray to the Lord.

Children: "Lord, hear our prayer."

Encourage the children to share their own intentions

Hymn:

Choose from *Catholic Book of Worship III*, your parish hymnal, or other sourced song book. Be sure it is related to the theme of today.

Closing:

Discuss the Home Assignment and select readers for the following week; all parents should be encouraged to read next week's readings with their children.



Name: _____

Date: _____

HOME ASSIGNMENT

4th Sunday in Advent (Year A)

1. We will be celebrating the birth of Jesus in a few days. What are you most looking forward to regarding the Birth of Jesus?

2. Joseph was told in a dream to take Mary as his wife. If an angel came to you in a dream, would you listen and do what the angel said?

3. Draw a picture of Joseph sleeping and the angel coming to him in a dream telling him to take Mary as his wife.

A large, empty rectangular box with a blue border, intended for a drawing of Joseph sleeping and an angel appearing to him in a dream.