



OUR FAITH JOURNEY
Preparing Young Children for
Celebrating the Sacraments



YEAR ONE PROGRAM
Lectionary Cycle B/C
September to June



Developed by the Bishop's Advisory Committee
for Children's Catechesis in the Diocese of Victoria



Catholic Diocese of Victoria

Office of the Bishop

1-4044 Nelthorpe Street, Victoria, BC V8X 2A1 - Tel: 250-479-1331 - Fax: 250-479-5423 - Web: rcdvictoria.org

*Let the little children come to me, and do not stop them,
for it is to such as these that the kingdom of God belongs. (Luke 18:16)*

June 25, 2016

Dear People of God,

Faith is not born in isolation but develops through relationships under the inspiration and guidance of the Holy Spirit; first, most often in the home through the love, the example and the guidance of parents, and then more formally through the parish community and the school community.

In responding to the need to better support parents in their fundamental role as the first teachers of their children, the Diocese in 2013, during the Year of Faith and 50th Anniversary of Vatican II, introduced *Our Faith Journey: Preparing Young Children for Celebrating the Sacraments*, a formation for children preparing to receive the Sacraments of Initiation. This resource, ten years in its development, captures the spirit and builds on the method and work of Dr. Christiane Brusselmans, and our own former Director of Religious Education, Muriel Loftus, who served as Program Specialist for Children's Catechesis at the National Office of Religious Education, and who developed our Canadian catechetical resources following the catechetical renewals of the Council.

Our Faith Journey draws on the Canadian Conference of Catholic Bishops' national catechetical curriculum for children, the *Criteria for Catechesis: from Infancy to Age Eighteen*, which is directly linked to the *Catechism of the Catholic Church*. As well, in keeping with the long-standing Diocesan policy of the *Restored Order of the Sacraments* (Baptism, followed by Confirmation, then First Holy Communion, in this order), this resource is faithful to Rome's *General Directory for Catechesis* which holds up the Catechumenate as the model for all catechesis.

Our Faith Journey: Preparing Young Children for Celebrating the Sacraments was piloted in the Diocese in a number of parishes and has incorporated insights and recommendations made by pastors and catechists. This is a comprehensive foundational formation which engages and offers families, parishes and schools a practical resource for initiating children in the lifelong journey of faith, rooted in the Sunday liturgy at Table of the Word and the Table of the Eucharist.

As we work together to share *Our Faith Journey* with our young people, may we come to realize in our daily lives something of the immense breadth and the profound depth of God's great love for each and every one of us. The Sacraments of Initiation are doors to the Divine which introduce us to the precious gift of a lifelong journey of discovery, leading us to the very heart of God.

In Communion,

Most Rev. Gary Gordon,
Bishop of Victoria

Our Faith Journey:
Preparing Young Children for Celebrating the Sacraments
Year One
TABLE OF CONTENTS

1. Letter from Bishop Gary Gordon	
2. Background to the Program	1
• Why this Program?	
• The Family, the Domestic Church, and the Community of the Faithful	
• The Eucharist: Source and Summit of our Faith	
• The Lectionary Liturgy of the Word	
• The Liturgical Year	
• The Catechumenal Model	
• Integration of Sacramental Preparation Outcomes Identified in the Canadian Conference of Catholic Bishops <i>Criteria for Catechesis</i> with our Lectionary Based Programme	
3. Diocesan Guidelines for Children’s Sacramental Preparation	3
4. Table of Principal Celebrations of the Liturgical Year	7
5. Year 1 and Year 2 Cycle B/C Overview	9
6. Diocesan Calendar.....	11
7. Scope and Sequence for Lectionary-Based Catechesis Cycle B/C Making the Connections.	17
8. Notes for the Catechist.....	33
9. Parish Coordinator’s “To Do List”	49
• Sample Letter to Parents	51
• Sample Registration Form	53
• Seasonal Newsletters to Parents.....	55
10. Session One: Year One: Gathering with Parents (only) <i>Home is a Holy Place</i>	65
11. Lessons for Seasons of the Church Year: September 2015 – June 2016	73
12. Appendix	
• Music for <i>Open Our Hearts</i> by Christopher Walker	249
• A Model for Preparing and Celebrating the Sacrament of Reconciliation.....	251
▪ St. Patrick’s	
13. Acknowledgements	255
14. Approved Sacramental Preparation Resources	257

BACKGROUND INFORMATION SUPPORTING THE NEW PROGRAM

Why this Program?

It is an updated response to a catechetical need. Clear guidelines for preparing children to celebrate the Sacraments of Initiation (Baptism, Confirmation and Eucharist) have existed in the Diocese of Victoria for some time. However, a variety of factors (such as levels of catechist's training, experience, and available supporting resources) have contributed to inconsistent formation practices. This has signalled the need for a review of the methods being used in children's sacramental preparation. Our evaluation has identified the following concerns:

- There has been a marked decline over time in faith literacy among children and parents, and a marked decline in the numbers celebrating the Sacrament of Reconciliation
- Catechists have noted that currently available program models (typically six weeks of immediate preparation) simply do not provide enough time to adequately provide a foundational catechesis given the existing levels of faith literacy of those seeking the sacraments.

In response, the following priorities have been identified as fundamental components to successful children's sacramental formation and form the foundation of the new program.

The Family, the Domestic Church, and the Community of the Faithful

Faith typically has its first stirrings and nurturing in the family. Parents, more than ever, need the support of the greater faith community. In addition to parish programs, which further nourish children's faith development, parents too need support and guidance. Directly involving parents in their child's formation helps parents grow in appreciation of their own faith, enables them to clarify their own understanding of the faith and gives them the opportunity for ways to speak and learn about the faith with their children.

The Eucharist: Source and Summit of our Faith

The Eucharistic celebration is central to who we are as Catholics; essentially it is our encounter with God who has loved us into being, who sustains us and who calls us into an ever-deepening, life-long relationship. The Eucharist defines our understanding of God's presence, it defines our particular sense of the depth and breadth of God's love, it shapes who we are and our way of living, and it inspires the meaning and mission of the worshipping community as part of the Universal Church, the Body of Christ. The Eucharist is the culminating Sacrament of Initiation which feeds us on our life-long journey.

The Lectionary: Liturgy of the Word

We are fed at the Table of the Word as well as the Table of Sacrifice. Encountering the Word of God in Scripture presents us with the story – the reality of God’s constant invitation, challenge and action. In encountering the Word week by week we enter into a life-long conversation which gives meaning and understanding to our lives in light of the story of Jesus’ work of Salvation.

The Liturgical Year

During the course of the liturgical year we celebrate the mysteries of Christ and the various events in the Christ’s life. We do not merely recall *past* events but enter into God’s reality becoming *present*. Liturgy enables us through grace and mystery to encounter God. Through this regular “entering-into,” grace touches our minds and our hearts, attuning us and habituating us to the stirrings, the workings, and the presence of the Spirit in our lives, thus calling us to a deeper response to God. The liturgical seasons reflect the Journey of the Pilgrim Church, the Body of Christ – an on-going, life-long journey.

The Catechumenal Model

Catechumenal faith-formation is a process implemented in a local parish over an extended period of time that helps persons who wish to become members of the Catholic community to journey spiritually toward full initiation into the Church. Key elements include: reflecting on the Word of God and the Church’s Tradition, celebrating Liturgy, and focussing on Community Life and Mission. Beginning with the person’s own experience, connections are made through discourse and reflection which lead to deeper discernment, transformation, and commitment to action – to a different way of living and being. Catechumenal faith-formation is the model for all formation in the faith and has been adapted for use with children.

The Canadian Conference of Catholic Bishops’ *Criteria for Catechesis* as the Foundation for the Diocesan Lectionary-based Program for Preparing Children to Celebrate the Sacraments of Initiation

The Canadian Conference of Catholic Bishops’ *Criteria for Catechesis: From Infancy to Age Eighteen* defines the national curriculum for catechetical formation of children in Canada. Presenting a complete formation in the Faith, this document addresses the Cognitive, Practical and Affective domains of the child through age-appropriate and age-specific expectations. Our new Diocesan lectionary-based program for preparing children to celebrate the Sacraments of Initiation uses this document as its foundation. From this starting point the program uses the Sunday Liturgy of the Word as the focal point for helping children discover Jesus and nurture their relationship with Him.

TABLE OF THE PRINCIPAL CELEBRATIONS OF THE LITURGICAL YEAR

						ORDINARY TIME				
						Before Lent		After Easter		
Year	Cycle of Readings	Ash Wednesday	Easter	Ascension Sunday	Pentecost	Up until	Weeks	From	From Week	First Sunday of Advent
2018	B-C	February 14	April 1	May 13	May 20	February 13	6	May 21	7	December 2
2019	C-A	March 6	April 21	June 2	June 9	March 5	8	June 10	10	December 1
2020	A-B	February 26	April 12	May 24	May 31	February 25	7	June 1	9	November 29
2021	B-C	February 17	April 4	May 16	May 23	February 16	6	May 24	8	November 28
2022	C-A	March 2	April 17	May 29	June 5	March 1	8	June 6	10	November 28
2023	A-B	February 22	April 9	May 21	May 28	February 21	7	May 29	8	December 3

Note Liturgical Year: Parish catechetical programmes typically begin shortly after the beginning of the school year. The new liturgical year always begins on the First Sunday of Advent. Thus the first class in September would occur in **Year B** with **Year C** beginning the First Sunday of Advent. **Year C** then continues to the beginning of the next school year and in turn changes to **Year A** on The First Sunday of Advent. (*Adapted from The Roman Missal as approved for use in the Dioceses of Canada by the Canadian Conference of Catholic Bishops and confirmed by the Holy See, 2011*)



Our Faith Journey Year 1, Cycle B - C, Overview

	Aug	Sep	Oct	Nov	Dec	Jan	Feb	Mar	Apr	May	Jun
Lectionary Cycle		Year B (Gospel Readings taken primarily from the Gospel of Mark)			Begin Year C (Gospel Readings taken primarily from the Gospel of Luke)						
Liturgical Season (with Colour)	Ordinary Time			Advent begins			Lent begins Ash Wednesday			Pentecost	
					Christmas	Ordinary Time begins		Easter Sunday			
Coordinator and Catechist Support Meetings	•recommended catechetical team meeting at parish	Catechist Retreat - Workshop offered: Church of the Ascension						Catechist Workshops in Victoria and Up Island Location offered Location and Date TBA		• Program Evaluation (involve all pastors, catechists, teachers and parents)	
Required Parent Meetings		• Week Two : Parent Parish Meeting: <i>Home is a Holy Place</i>				• Week One January Parent Meeting <i>Review and What's Ahead</i>					
Weekly Intergenerational Catechetical Sessions (Remote Preparation)		1. 25 th Sun OT (<i>Mosaic Cross</i>) 2. 26 th Sun OT (<i>Called by Name</i>) 3. 27 th Sun OT, Rite of Enrolment 4. 28 th Sun OT (<i>Thanksgiving</i>) 5. 29 th Sun OT 6. 30 th Sun OT 7. All Saints 8. 32 nd Sun OT 9. 33 rd Sun OT 10. Christ the King			11. 1 st Sun Advent 12. 2 nd Sun Advent 13. 3 rd Sun Advent 14. 4 th Sun Advent Christmas	15. Epiphany 16. Baptism of our Lord 17. 2 nd Sun OT 18. 3 rd Sun OT 19. 4 th Sun OT (Presentation of our Lord) 20. 5 th Sun OT 21. 6 th Sun OT 22. 1 st Lent 23. 2 nd Lent ⁺ 24. 3 rd Lent ⁺		25. 4 th Lent 26. 5 th Lent 27. Palm Sunday 28. EASTER SUNDAY 29. 2 nd Sun Easter 30. 3 rd Sun Easter 31. 4 th Sun Easter 32. 5 th Sun Easter 33. 6 th Sun Easter 34. 7 th Sun Ascension 35. Pentecost Sunday 36. Holy Trinity 37. Body and Blood of Christ (<i>Corpus Christi</i>)			
Intergenerational Catechetical Focus*	Gathering Prayers		--	Liturgy of the Word		--	Liturgy of the Eucharist		--	Sending Forth	
		• Procession • Entrance Chant • Sign of the Cross • Greeting • Penitential Rite • Kyrie • Gloria (seasonal) •Collect		• Readings and Response •Profession of Faith (Nicene, Apostles Creeds) •Prayers of the Faithful			• Preparation and Presentation of the Gifts • Eucharistic Prefaces & Prayers • Communion Rite (Lord's Prayer, Sign of Peace, Lamb of God, Invitation, Communion, Prayer after Communion)			• Final Blessing • Dismissal	
Sacramental Preparation Sessions							+ Preparations and the opportunity for celebrating the Sacrament of Reconciliation may be offered during Year 1 and/ or Year 2				
Parish Liturgical Celebration		Week Four Rite of Commissioning	Week One Rite of Enrolment				+Possible celebration of the Sacrament of Reconciliation at this time during Year 1				



Our Faith Journey Year 2 B - C Overview

Month ->	Aug	Sep	Oct	Nov	Dec	Jan	Feb	Mar	Apr	May	Jun	
Lectionary Cycle		Year B (Gospel Readings taken primarily from the Gospel of Mark)			Begin Year B (Gospel Readings taken primarily from the Gospel of Luke)							
Liturgical Season (with Colour)	Ordinary Time				Advent			Lent begins Ash Wednesday				Pentecost Ascension
						Christmas	Ordinary Time		EASTER Easter Season			
Coordinator and Catechist Meetings	•recommended catechetical team meeting at parish	Retreat/Workshop offered at Church of Ascension Mid-September						Workshops to be offered: • up-Island • Victoria - locations and dates TBA		•Program Evaluation (involve all pastors, catechists, teachers and parents)		
Parent Meetings		• Week Three Parent Parish Meeting Recalling of Year I, and overview of Year II				• Week One Parent Parish Mtg: Review and What’s ahead						
Weekly Intergenerational Catechetical Sessions (Remote Preparation)		1. 26 th Sun OT Review both the <i>Mosaic Cross</i> ¹ , plus review <i>Called by Name</i> ¹ 2. 27 th Sun OT Baptism: <i>Baptized With Water</i> ² 3. 28 th Sunday (Thanksgiving) 4. 29 th Sun OT <i>Baptism: Anointed with Oil</i> ² 5. 30 th Sun OT <i>Preparations for, All Saints, All Souls</i> 6. All Saints- October 1 <i>Baptism: Ritual of Clothing with White Garment</i> ² 7. 32 nd Sun OT, Baptism: <i>Enlightened by Christ, Baptismal Candle</i> ² 8. 33 rd Sun OT <i>Baptism: Awakened to Grace and the Ephphetha Rite</i> ² 9. Christ the King			10. 1 st Sun Advent <i>Rite of Acceptance into the Order of Catechumens</i> 11. 2 nd Sun Advent 12. 3 rd Sun Advent 13. 4 th Sun Advent	14. Epiphany 15. Baptism of our Lord 16. 2 nd Sun OT <i>Confirmation: Be Sealed with the Holy Spirit</i> ¹ 17. 3 rd Sun OT <i>Confirmation: Gifts and Fruits of the Holy Spirit</i> 18. 4 th Sun OT (Presentation of our Lord) 19. 5 th Sun OT 20. 6 th Sun OT (<i>Preparations for Ash Wed: Ritual for Making Ashes</i>) 21. 1 st Sun Lent Rite of Election for Catechumens - Adult and Child 22. 2 nd Sun Lent <i>+Preparations for Penitential Rite</i> 23. 3rd Sun Lent: <i>+Celebration of Penitential Rite</i> ¹		24. 4 th Sun Lent. <i>Eucharist: Come: the Rite of Gathering</i> ¹ 24. 5 th Sun Lent <i>Eucharist: Listen. The Liturgy of the Word.</i> 26. Palm Sunday 27. EASTER SUNDAY 28. 2 nd Sun Easter. <i>Do: The Liturgy of the Eucharist</i> ¹ 29. 3rd Sun Easter Go ¹ 30. 4 th Sun Easter 31. 5 th Sun Easter 32. 6 th Sun Easter 33. Ascension Sunday 34.Pentecost Sunday Go ¹ 35. Holy Trinity 36. Body and Blood of Christ (<i>Corpus Christi</i>) <i>Ordinary Time Resumes</i>				
Intergenerational Sacramental Preparation (Immediate Preparation)				+Immediate preparation and the opportunity for celebrating the Sacrament of Reconciliation may be offered during Year 1 and/or Year 2.			+Immediate preparation and the opportunity for celebrating the Sacrament of Reconciliation	• Immediate preparation for the Sacraments of Initiation (Confirmation and Eucharist).				
Parish Liturgical Celebration		Week Four Rite of Commissioning		+ celebration of the Sacrament of Reconciliation, if offered at this time during Year 2			+ celebration of the Sacrament of Reconciliation		Celebration of the Sacraments of Initiation (Confirmation and Eucharist)			

Where noted above, the particular Year 2 Lessons have been adapted from the two Canadian resources: 1. *Come Join Us at the Table* (Loftus and DeMong, 2000), and 2. *Alive in the Spirit: Confirmation Guide for Young People* (Ecker and Bick, 2006). Both resources are published by Novalis. Materials have also been adapted from *Becoming Church: A Preparation Program for Completing the Sacraments of Initiation* (McKenzie, Savelesky, 1991).

Two-year Sacraments of Initiation Preparation Program
Diocese of Victoria, BC
Lectionary Cycles B - C

Note: The Year 1/Year 2 Programme during the Year B-Year C Liturgical cycle will use the Gospel readings from Lectionary B for Ordinary Time before Advent and those from Cycle C for the remainder of the year.

The second subsequent year will use the Gospel readings from Lectionary C for Ordinary Time before Advent and continue with the Sunday Gospels from Cycle A for the remainder of the year.

YEAR ONE: LECTIONARY CYCLES B and C

INTRODUCING THE TWO-YEAR PROGRAM:

September

First Week	<u>Parish Parent Meeting</u> ("Home is a Holy Place") to provide an overview of the two-year program for schools and parishes (Distribute Year One Parent Newsletter #1) (Parish Sac. Prep. Coordinators/ICS Teacher/Catechists involved in Year 1 Catechesis)
Mid-September	Retreat- Workshop for Catechists at Ascension Parish in Parksville
Fourth Week	Parish Mass: Rite of Commissioning of Catechists (Priest and Parish Coordinator)

YEAR ONE SESSIONS WITH PARENT(S) AND CHILD(REN)

September/October	Session 1 Mosaic Cross (adapted from the resource, <i>Come Join Us at the Table</i>)
	Session 2 Called by Name - Child prepares name tags to be used in short ritual at next Sunday's Eucharistic Liturgy when the children beginning the two-year program are introduced
	Rite of Enrollment: Presentation of Bibles to students as they begin the two-year journey.
	28 th Sun. in Ordinary Time (Cycle B)
	29 th Sunday in Ordinary Time (B)
November/December	30 th Sunday in Ordinary Time (B)
November 1	All Saints (B)

32nd Sunday in Ordinary Time (B)

33rd Sunday in Ordinary Time (B)

Feast of Christ the King (B) (**Send out Year One Parent Newsletter #2**)

First Sunday of Advent (**Cycle C**)

Second Sunday of Advent (Cycle C)

Third Sunday of Advent (C)

Fourth Sunday of Advent (C)

December 25

Christmas Day

CHRISTMAS BREAK

January/February

January 1st

Mary Mother of God

Epiphany (C)

Week One

Parent Meeting

(Parish Sac. Prep. Coordinator, Priest, Catechists, Teacher(s) of Year 1 Program)

- January - June program presented
- Discussion of Reconciliation
- **Distribute Year One Parent Newsletter #3**

Baptism of Our Lord (C)

2nd Sunday in Ordinary Time (C)

3rd Sunday in Ordinary Time (C)

4th Sunday in Ordinary Time (C)

5th Sunday in Ordinary Time (C) Prepare for Ash Wednesday

Note: At some time in January/February the catechesis for Reconciliation will be offered in additional lessons involving parent(s) and child(ren). The opportunity to receive the Sacrament will occur before Easter.

March/April

Ash Wednesday

1st Sunday of Lent (C)

2nd Sunday of Lent (C)

3rd Sunday of Lent (C)

4th Sunday of Lent (C)

5th Sunday of Lent (C)

(Send out Year One Parent Newsletter #4)

Passion (Palm) Sunday (C)

April/May/June

EASTER SUNDAY

(Send out Year One Parent Newsletter #5)

2nd Sunday of Easter (C)

3rd Sunday of Easter (C)

4th Sunday of Easter (C)

5th Sunday of Easter (C)

6th Sunday of Easter (C)

7th Sunday of Easter (C) Ascension Sunday

PENTECOST SUNDAY (C)

HOLY TRINITY (C)

CORPUS CHRISTI or BODY AND BLOOD OF CHRIST (C)

Catechist Workshop in Victoria and Mid-Island Location (dates and venue to be determined)

May -June

YEAR ONE PROGRAM EVALUATION WITH PASTORS, CATECHISTS, PARENTS

YEAR TWO: LECTIONARY CYCLES B and C

Mid-September	Retreat- Workshop for Catechists at Ascension Parish in Parksville
Week One	<u>Parish Parent Meetings</u> <ul style="list-style-type: none">• overview of second year of the two-year program for schools and parishes• focus on fall lessons (Sept. - Jan) (Parish Sac. Prep. Coordinators. Catechists/Teachers of Year 2 Program) Distribute Year Two Parent Newsletter #1
Week Four	Parish Mass: Rite of Commissioning of Catechists (Priest and Parish Coordinator)

YEAR TWO SESSIONS WITH PARENT(S) AND CHILD(REN)

September/October	Session 1 Review <i>Mosaic Cross</i> and 26 th Sunday in Ordinary Time (A) (<i>Come Join Us at the Table</i>) and Review <i>Called by Name</i> (<i>Come Join Us at the Table</i>) 27 th Sun. in Ordinary Time (B) <i>Baptism with Water</i> 28 th Sun. in Ordinary Time (B) + Thanksgiving Weekend 29 th Sunday in Ordinary Time (B) (Baptism) <i>Anointed with Oil</i> 30 th Sunday in Ordinary Time (B) Preparing for Halloween/All Saints/All Souls All Saints (B) (Baptism) <i>Ritual of Clothing with a White Garment</i> 32 nd Sunday in Ordinary Time (B) (Baptism) <i>Enlightened by Christ - Baptismal Candle</i> 33 rd Sunday in Ordinary Time (B) (Baptism) <i>Awakened to Grace: Ephphetha Rite</i> Feast of Christ the King (B) (Send out Year Two Parent Newsletter #2) First Sunday of Advent (Cycle C) <i>Rite of Acceptance into the Order of Catechumens</i>
-------------------	---

Catechist's Note: During the Advent Season, meetings of school and parish parents and children preparing for the Sacrament of Reconciliation should take place if this was not done in Year 1.

Second Sunday of Advent (C)

Third Sunday of Advent (C)

Fourth Sunday of Advent (C)

CHRISTMAS BREAK

January/February/March
Week One

Epiphany (C)

School and Parish Parent Meeting:

Overview of Lessons to follow Jan. – June.

(Parish Sac. Prep. Coordinator, Priest, Catechists/Teachers)

Send out Year Two Parent Newsletter #3

Baptism of the Lord (C)

2nd Sunday in Ordinary Time (C)

(Confirmation) Be Sealed with the Holy Spirit

3rd Sunday in Ordinary Time (C)

(Confirmation) Gifts and Fruits of the Holy Spirit

4th Sunday in Ordinary Time (C)

5th Sunday in Ordinary Time (C) Preparation for Ash Wednesday: Ritual of Making Ashes

1st Sunday of Lent (C)

Rite of Election for Catechumens (Adults and Children)

Note: At some time in January another opportunity for catechesis on Reconciliation should be offered in additional lessons involving parent(s) and child(ren), if there are any families who were unable to attend earlier sessions. The opportunity to receive the Sacrament will occur before Easter.

2nd Sunday of Lent (C)

Preparation for Penitential Rite

3rd Sunday of Lent (C)

Celebration of Penitential Rite

4th Sunday of Lent (C)

(Eucharist) *Come: the Rite of Gathering*

5th Sunday of Lent (C)

(Eucharist) *Listen: the Liturgy of the Word*

April/May/June

Passion (Palm) Sunday (C)

EASTER SUNDAY

(Send out Year Two Parent Newsletter #4)

Note: Sometime within the next two weeks, parents of children attending Catholic schools will join the parish catechetical program as they begin six weeks of "Immediate Preparation for the Sacraments of Confirmation and First Eucharist"

The parish celebration of Confirmation and First Eucharist will occur sometime in the spring

2nd Sunday of Easter (C)
(Eucharist) *Do*

3rd Sunday of Easter (C)

4th Sunday of Easter (C)

5th Sunday of Easter (C)

6th Sunday of Easter (C)

Ascension Sunday (C)

PENTECOST SUNDAY (C)
(Eucharist) *Go*

HOLY TRINITY (C)

CORPUS CHRISTI or BODY AND BLOOD OF CHRIST (C)

May-June

**EVALUATE YEAR ONE and TWO PROGRAM WITH PASTORS, CATECHISTS,
TEACHERS and PARENTS**

Guidelines for Two-Year Lectionary Based Sacramental Program

Diocese of Victoria

Year 1 Cycle B/C

The Liturgical Season of Ordinary Time - 24th – 34th Sundays (Cycle B)

Catechetical Focus: Eucharist and the Eucharistic Community	Thematic Scriptural References that support the Catechesis of the Mass	Knowledge and Understanding: (Cognitive Level) <i>The child knows...</i>	Skills: (Practical Level) <i>The child can...</i>	Values and Attitudes: (Affective Level) <i>The child...</i>	Lectionary Readings Cycle B
Introductory Rites The community gathers to listen to the Word and celebrate Eucharist Liturgy of the Word Listening to Biblical narratives of feeding and abundance Preparing and celebrating the Word of God	The community gathers and prepares to listen to God's Word Mt. 18:20 <i>For where two or three are gathered in my name, I am there among them.</i> Luke 22:19 <i>Do this in remembrance of me.</i> 1 Cor. 12:12 <i>For in the Spirit we were all baptized into one body.</i> Mt. 5:24 <i>Leave your gift there before the altar and go; first be reconciled to your brother or sister, and then come and offer your gift.</i>	The experience of gathering as Church The symbols of Baptism, Confirmation and Eucharist The sign of the Cross before a gathering The responses to the prayers and invocations of the Mass How to listen prayerfully to the Word of God	Be actively involved in a gathering Recognize at a simple level the power of symbols Pray an Act of Contrition Listen and apply the message of the Bible to personal life Participate in the Sacrament of Penance	Appreciates being part of a gathering Listens attentively Shows reverence for sacred things Appreciates God's forgiveness	Gospel Reading (24th Sunday Ordinary Time) Mk 8:27-35 (25th) Mk 9:30-37 (26th) Mk 9:38-43,45,47-48 (27th) Mk 10:2-16 (28th) Mk 10:17-30 (29th) Mk 10:35-45 (30th) Mk 10:46-52 (31st) Mk 12:28-34 (32nd) Mk 12:38-44 (33rd) Mk 13:24-32 Christ the King Jn 18:33-37

Making the Connection: The Liturgical Season of Ordinary Time - 24th – 34th Sundays (Cycle B)

The Sunday Readings for Cycle B, the Liturgical Season of Ordinary Time and the expectations covered in the *Criteria for Catechesis* for children age seven serve as a guide in the lessons presented. As we work in developing the child's appreciation and understanding of why we gather as a faith community, and listen to God's Word found in Sacred Scripture, we help children grow in their ability to participate in the Introductory Rites and Liturgy of the Word. Catechists also help children make the connection between the Gospel message and their lives. The following themes should be covered:

CATECHETICAL OUTCOMES:

Reinforce desired outcomes identified in the matrix that emphasize the catechetical focus (the Introductory Rites and Liturgy of the Word at Mass)

- Children will understand they are part of a community who gathers each Sunday to listen to the Word and celebrate Eucharist.
- They will be able to explain the meaning of passages of Scripture:
 - *For where two or three are gathered in my name, I am there with them.*
 - *Do this in remembrance of me.*
 - *Leave your gift there before the altar and go; first be reconciled to your brother or sister, and then come and offer your gift.*
- Children will listen to Biblical narratives of feeding and abundance

COGNITIVE/PRACTICAL AND AFFECTIVE OUTCOMES:

- The children will KNOW
 - The experience of gathering with the faith community
 - The symbols for Baptism, Confirmation and Eucharist
 - The sign of the Cross
 - The responses to the prayers and invocations of the first two parts of the Mass
- The children will be able to DO the following
 - Actively participate in the Mass
 - Recognize at a simple level, the power of symbols

- Pray a simple Act of Contrition
- Listen to the Gospel story and tell how it applies to his/her life
- Explain (and participate?) in the Sacrament of Reconciliation
- The children should demonstrate the following VALUES and ATTITUDES
 - Appreciation for being a part of a gathering in Church
 - Reverence for sacred things
 - Forgiveness

SPECIFIC LECTIONARY BASED OUTCOMES:

- (24th Sunday in Ordinary Time) Any person who wants to be a disciple of Jesus will have to accept the cross as part of life. If we live as Jesus taught we have his promise that we will live forever
- (25th) Jesus told the disciples not to be jealous because being important was not the greatest thing. We should treat everyone else as more important than ourselves
- (26th) Jesus teaches us that he wants everyone to do good. The Holy Spirit helps all the people in the family of God to do good
- (27th) Jesus blesses marriage and all of family life. He especially blessed the children showing that he cares about each of us
- (28th) We must try to follow the commandments perfectly and not let anything come between God and us. Loving God and following Jesus is the most important thing we can do
- (29th) We are like Jesus when we try always to treat others with respect and help them in whatever way we can
- (30th) Bartimaeus, the blind man, was healed by Jesus and immediately could see that it was Jesus he wanted to follow
- (31st) We show our love of God in our prayer, at Mass, at home, with others, by showing God we are thankful for the many gifts He has given
- (32nd) In today's Gospel the poor widow teaches us to be generous in sharing what we have
- (33rd) Our faith promises that Christ will come again and that we will live with him forever
- (Christ the King) Jesus speaks the Truth; we must listen to Him

The Liturgical Season of Advent/Christmas (Cycle C)

Catechetical Focus: Eucharist and the Eucharistic Community	Thematic Scriptural References that support the Catechesis of the Mass	Knowledge and Understanding: (Cognitive Level) <i>The child knows...</i>	Skills: (Practical Level) <i>The child can...</i>	Values and Attitudes: (Affective Level) <i>The child...</i>	Lectionary Readings Cycle C
<p>Liturgy of the Word: <u>Advent</u> Mary and John the Baptist are examples of how we should hear and respond to God's word</p> <p><u>Christmas</u> Jesus is the Word of God, a gift of the Father by the working of the Holy Spirit</p> <p>Creed Reflecting on the narrative of God: Father, Son and Spirit</p> <p>Prayers of the Faithful Praying together for those in need</p>	<p>Advent Luke 1:26-38 <i>The Annunciation: the Holy Spirit comes upon Mary</i></p> <p>Romans 8 <i>Mary ponders...</i></p> <p>Luke 1:39-56 <i>Visitation</i></p> <p>Luke 3:10-14 <i>The proclamation of John the Baptist</i></p> <p>Christmas Luke 2:1-20 <i>The Birth of Jesus; shepherds and angels</i></p> <p>Epiphany Mt 2:1-12 <i>The narrative of the visit of the Magi</i></p>	<p>The narrative of the Annunciation and the Birth of Jesus</p> <p>The Creed is about God: the Father, the Son and the Holy Spirit</p> <p>The liturgical season of Advent, Christmas and the Epiphany</p> <p>The meaning of the Prayer of the Faithful</p>	<p>Recite the three parts of the Creed: I believe in God the Father almighty; I believe in Jesus Christ; I believe in the Holy Spirit</p> <p>Listen to the Word of God announcing and celebrating the birth of Jesus Christ</p> <p>Demonstrate the meaning of "changing one's heart"</p> <p>Recognize the Prayer of the Faithful as the prayer of the community in the power of</p>	<p>Appreciates this season as a sacred time</p> <p>Prays for the needs of others and ourselves</p> <p>Can pray the Hail Mary</p> <p>Shows joy in taking part in the feasts</p>	<p>Gospel (1st Sunday of Advent) Lk 21:25-28, 34-36</p> <p>(2nd) Lk 3:1-6</p> <p>(3rd) Lk 3:10-16</p> <p>(4th) Lk 1:39-45</p> <p>Christmas Jn 1:1-18</p> <p>Holy Family Lk 2:41-52</p> <p>Mary, Mother of God Lk 2:16-21</p> <p>Epiphany Mt 2:1-12</p> <p>Baptism of the Lord Lk 3: 15-16, 21-22</p> <p>(2nd Sunday Ordinary)</p>

			the Holy Spirit		Time) Jn 2:1-12 (3rd) Lk 1:1-4, 4:14-21 (4th) Lk 4:21-30 (5th) Lk 5:1-11 (6th) Lk 6:17, 20-26 (7th) Lk 6:27-38 (8th) Lk 6:39-45 (9th) Lk 7:1-10
--	--	--	-----------------	--	---

Making the Connection: The Liturgical Season of Advent/Christmas (Cycle C)

The Sunday Readings for Cycle C, for the liturgical season of Advent and Christmas, and the expectations covered in the *Criteria for Catechesis* for children age seven serve as a guide in the lessons presented. As we continue developing the child's appreciation and understanding of why we gather as a faith community, and listen to God's Word found in Sacred Scripture, children grow in their ability to participate in the Introductory Rites and Liturgy of the Word, the Creed and the Prayers of the Faithful. Catechists help children make the connection between the Gospel message and life.

CATECHETICAL OUTCOMES

- Reinforce desired outcomes identified in the matrix that emphasize the catechetical focus (the Liturgy of the Word, the Creed and the Prayers of the Faithful at Mass)
 - Children will listen to God's Word and grow in understanding of how Mary and John the Baptist are examples of how we should hear and respond to God's Word.
 - They will know that, in Christmas, we celebrate that Jesus is a gift of the Father by the working of the Holy Spirit
 - They will understand that the Creed is a summary of what Catholics believe about God: Father, Son and Spirit.

- They will be able to explain the meaning of passages of Scripture:
 - ✓ *The stories of the Annunciation and Visitation*
 - ✓ *The proclamation of John the Baptist*
 - ✓ *The account of the Birth of Jesus*
 - ✓ *The narrative of the visit of the Magi*

COGNITIVE, PRACTICAL AND AFFECTIVE OUTCOMES

- The children will KNOW
 - The narrative of the Annunciation and the Birth of Jesus
 - The Creed is about God; the Father, Son and Spirit
 - The focus of the liturgical season of Advent, Christmas and the Epiphany
 - The meaning of the prayers of the faithful
- The children will be able to DO the following
 - Recite the parts of the Creed
 - Pray the Hail Mary
 - Listen to the Word of God announcing and celebrating the Birth of Jesus
 - Demonstrate the meaning of “changing one’s heart”
 - They will join in praying with the community for those in need.
 - Recognize the Prayer of the Faithful as the prayer of the community in the power of the Holy Spirit
- The children should demonstrate the following VALUES and ATTITUDES
 - Appreciation of Advent and Christmas as a sacred time
 - Desire to pray for the needs of others and ourselves
 - Show joy in taking part in celebrations

SPECIFIC LECTIONARY BASED OUTCOMES

- (1st)Sunday of Advent) Being ready for the second coming of the Lord means constantly trying to strive for what is just and right in the world
- (2nd) In changing our lives, we prepare the way for God. God’s way is the way of justice and peace
- (3rd) The Holy Spirit makes it possible for us to live in justice and peace with all people

- (4th) Mary went to the country to visit her cousin. She will tell her cousin, Elizabeth, about the wonderful things God has done in her life
- (Christmas Day) We are filled with joy and excitement about the great love God shows for us in sending his Son, Jesus
- (Christmas Day) We proclaim our believe in the Father, Son and Holy Spirit when we pray the Creed
- (Holy Family) Jesus was fully human, and as the son of Mary and Joseph he practiced the faith as it was celebrated by his family at that time
- (Mary, Mother of God) We celebrate the name, Jesus that was foretold by the angels. Jesus was given this name because it means Saviour
- (Epiphany) The birth of Jesus is the manifestation (epiphany) of God to all the people of the world
- (Baptism of the Lord) In those days, adults were baptized but over time the Church began baptizing children. The symbols of water and light should be briefly touched upon. Remind the children that we receive the Holy Spirit at our baptism just as Jesus did
- (2nd **Sunday in Ordinary Time**) Mary knew that Jesus could do something to help the young married couple not feel badly about running out of wine. Because she asked in faith, Jesus performed a miracle revealing God's glory and power
- (3rd) Jesus' mission was to help those in need: the poor, blind, lame, deaf, etc. and through our baptism we have the Spirit's help to do the same
- (4th) God's call is not just for powerful, famous, or rich people, but we are all called to proclaim God's word
- (5th) Even though we sin, God is always ready to forgive and give us His Spirit to respond to his call
- (6th) Jesus explains what our attitude toward life should be if we want to be happy
- (7th) We must remember that God accepts all people and we must do the same especially treating others as we want to be treated
- (8th) What we do, shows what is in our heart. Good work comes from people who are good in their hearts
- (9th) The faith of the Roman officer touched Jesus and the man's servant was healed of his sickness

The Liturgical Season of Lent (Cycle C)

Catechetical Focus: Eucharist and the Eucharistic Community	Thematic Scriptural References that support the Catechesis of the Mass	Knowledge and Understanding: (Cognitive Level) <i>The child knows...</i>	Skills: (Practical Level) <i>The child can...</i>	Values and Attitudes: (Affective Level) <i>The child...</i>	Lectionary Readings Cycle C
<p>Preparation of the Gifts</p> <p>The gifts we offer and receive are gifts from God</p> <p>Connecting with the gift of earth</p> <p>Celebrating human work</p> <p>Acknowledging bread and wine as God's gift to us which in Eucharist are transformed by the Holy Spirit</p>	<p>Genesis 1:1-34 The narrative of Creation</p> <p>Luke 24:30 "He took bread."</p> <p>Genesis 1:26 "...have dominion over the fish of the sea."</p> <p>Exodus 16:4 Bread from heaven</p> <p>Exodus 16:31 Manna</p> <p>James 1:17 Every perfect gift...from the Father</p>	<p>God as the creator of the gifts of the earth</p> <p>That the gifts of bread and wine are prepared for the liturgy of the Eucharist</p> <p>The need to care for the earth as the source of the gifts</p> <p>A prayer is said over the offerings praising God for them</p> <p>By sharing gifts, we honour God, the giver of all gifts</p>	<p>Recognize bread and wine as gifts of the Creator</p> <p>Give thanks for the gifts</p> <p>Recognize that the offerings are for all people</p> <p>Share gifts</p> <p>Give something to others</p>	<p>Appreciates the earth and its gifts</p> <p>Appreciates being part of the preparation of the gifts</p> <p>Recognizes that gifts are also divine; God gives gifts</p> <p>Cares for the earth</p> <p>Gives thanks before meals</p> <p>Shares with others the gifts given us</p>	<p>Gospel Reading</p> <p>(1st Sunday of Lent) Lk 4:1-13</p> <p>(2nd Sunday of Lent) Lk 9:28-36</p> <p>(3rd Sunday of Lent) Lk 13:1-9</p> <p>(4th Sunday of Lent) Lk 15:1-3, 11-32</p> <p>(5th Sunday of Lent) Jn 8:1-11</p> <p>Passion/Palm Sunday Lk 22:14-23:56</p>

Making the Connection: The Liturgical Season of Lent (Cycle C)

The Sunday Readings for Cycle C, for the liturgical season of Ordinary Time of Lent, and the expectations covered in the *Criteria for Catechesis* for children age seven serve as a guide in the lessons presented. As we continue developing the child's appreciation and understanding of why we gather as a faith community, and listen to God's Word found in Sacred Scripture, children grow in their ability to participate in the Introductory Rites and Liturgy of the Word, the Creed and the Prayers of the Faithful, and now in understanding of the preparation of the gifts. In these lessons, we help children make the connection between the Gospel message and their lives. The following themes should be covered:

CATECHETICAL OUTCOMES

- Reinforce desired outcomes identified in the matrix that emphasize the catechetical focus (the Preparation of the Gifts)
 - Children will understand the gifts we offer and receive are gifts from God.
 - The gifts help us connect with the gift of earth and celebrate human work
 - They will acknowledge bread and wine as God's gift to us which in Eucharist are transformed by the Holy Spirit
 - Children will be able to explain the meaning of passages of Scripture:
 - ✓ *The narrative of Creation*
 - ✓ *He took bread...*
 - ✓ *...have dominion over the fish of the sea.*
 - ✓ *Bread from heaven; manna*
 - ✓ *Every perfect gift...from the Father*

COGNITIVE, PRACTICAL AND AFFECTIVE OUTCOMES

- The children will KNOW
 - God as the creator of the gifts of the earth
 - That the gifts of bread and wine are prepared for the liturgy of the Eucharist
 - The need to care for the earth as the source of the gifts
 - A prayer is said over the offerings praising God for them
 - By sharing gifts, we honour God, the giver of all gifts
- The children will be able to DO the following
 - Recognize bread and wine as gifts of the Creator
 - Give thanks for the gifts
 - Recognize that the offerings are for all people

- Share gifts
- The children should demonstrate the following VALUES and ATTITUDES
 - Appreciation for the earth and its gifts
 - Appreciation for being part of the preparation of the gifts
 - Recognizes that gifts are also divine; God gives gifts
 - Gives thanks before meals
 - Shares with others the gifts given us.

SPECIFIC LECTIONARY BASED OUTCOMES

- (1st Sunday of Lent) Everything we have and need comes ultimately from God. We must overcome temptation and trust in him to provide the things we need
- (2nd) Jesus tells Peter, James and John that he will not be exactly the same after the resurrection
- (3rd) The parable of the fig tree reminds us that God gives us a chance to change if we are not living like Jesus asks
- (4th) The Gospel focuses on God's loving response to our turning away from selfishness and turning to him
- (5th) Jesus forgives this woman for her sin as he forgives us for ours. However he tells her to change her way of living and follow him more closely
- (Passion/Palm Sunday) The reading of the Passion and procession with palms remind us that some people put Jesus to death but God raised him up and proclaimed that Jesus is Lord

The Liturgical of the Season of Easter – Easter Sunday to Pentecost (Cycle C)

Catechetical Focus: Eucharist and the Eucharistic Community	Thematic Scriptural References that support the Catechesis of the Mass	Knowledge and Understanding: (Cognitive Level) <i>The child knows...</i>	Skills: (Practical Level) <i>The child can...</i>	Values and Attitudes: (Affective Level) <i>The child...</i>	Lectionary Readings Cycle C
<p>Liturgy of the Eucharist Eucharistic Prayer of blessing and praising God for gifts</p> <p>Understanding the essential role of a priest</p> <p>Remembering and thanking God for what Jesus has done</p> <p>Communion The Our Father asks for daily bread/ forgiveness</p> <p>Communion Rite We reflect on Jesus feeding us</p>	<p>Acts 2:1-41 Pentecost: the coming of the Spirit</p> <p>Luke 11: 1-4 The “Our Father”</p> <p>Luke 22:47, 23:57 Apprehension, trial, death and burial of Jesus</p> <p>John 13: 1-15 The washing of the feet</p> <p>Mt. 28: 1-10 The Resurrection of Jesus</p> <p>John 6:1-14 Feeding of the five thousand</p> <p>John 6:35, 51-71</p>	<p>In the Eucharistic Prayer ...we give thanks to the Father, with and in Christ for the gifts of creation and salvation</p> <p>...we remember what Jesus did on the night before he died</p> <p>...we believe bread and wine are transformed into Christ’s gift of his Body and Blood for us.</p> <p>Through Jesus God gives himself to us</p> <p>The Our Father is a prayer for forgiveness</p> <p>Communion makes</p>	<p>Grasp that Jesus becomes present in the bread and wine; that the bread and wine are changed into Christ</p> <p>Recite the Lord’s Prayer</p> <p>Recognize that in the ‘breaking of the bread’ we find an image of Jesus giving himself</p> <p>Forgive others</p> <p>See the need for reconciliation and participate in the Sacrament of Penance</p>	<p>Is reverent before the Blessed Sacrament</p> <p>Appreciates what it is to receive communion</p> <p>Is forgiving</p> <p>Prays the Lord’s Prayer</p> <p>Likes being part of the parish community</p> <p>Makes friends and brings people together</p>	<p>Gospel Reading Easter Sunday Jn 20:1-9</p> <p>(2nd Sunday of Easter) Jn 20:19-31</p> <p>(3rd) Jn 21:1-19</p> <p>(4th) Jn 10:27-30</p> <p>(5th) Jn 13:31-33, 34-35</p> <p>(6th) Jn 14:23-29</p> <p>Ascension Lk 24:46-53</p> <p>Jn 17:20-26</p> <p>Pentecost Jn 14:15-16 23-26</p>

and respond with prayer and adoration	Bread of life	us one with God through Jesus Christ and the Holy Spirit			
---	---------------	--	--	--	--

Making the Connection: The Liturgical Season of Easter - Easter Sunday to Pentecost (Cycle C)

The Sunday Readings for Cycle C, for the Liturgical Season of Easter (Easter Sunday to Pentecost), and the expectations covered in the *Criteria for Catechesis* for children age seven, serve as a guide in the lessons presented. The Scriptures presented help children make the connection between the sacrifice on the cross and the sacrifice of the Mass by focusing on the Concluding Rites of the Mass. In these lessons, we help children make the connection between the Gospel message and their lives. The following themes should be covered:

CATECHETICAL OUTCOMES

- Reinforce the desired outcomes identified in the matrix that emphasize the catechetical focus (the Liturgy of the Eucharist and the Communion Rite)
 - Children will recognize the Eucharistic Prayer as one of blessing and praising God for gifts
 - They will understand the essential role of the priest
 - They will remember and thank God for what Jesus has done
 - They will know that the Our Father asks for daily bread and forgiveness
 - They will reflect on Jesus feeding us and respond with prayer and adoration
- They will be able to explain the meaning of passages of Scripture:
 - ✓ *Pentecost: the coming of the Spirit*
 - ✓ *The Our Father*
 - ✓ *Apprehension, trial, death and burial of Jesus*
 - ✓ *The washing of the feet*
 - ✓ *The Resurrection of Jesus*
 - ✓ *Feeding of the five thousand*

COGNITIVE, PRACTICAL AND AFFECTIVE OUTCOMES

- The children will KNOW

- That in the Eucharistic Prayer...we give thanks to the Father, with and in Christ for the gifts of creation and salvation...we remember what Jesus did on the night before he died...we believe bread and wine are transformed into Christ's gift of his Body and Blood for us and that through Jesus, God gives himself to us.
- The Our Father is a prayer of forgiveness
- Communion makes us one with God through Jesus Christ and the Holy Spirit
- The children will be able to DO the following
 - Grasp that Jesus becomes present in the bread and wine; that the bread and wine are changed into Christ
 - Recite the Lord's Prayer
 - Recognize that in the 'breaking of the bread' we find an image of Jesus giving himself
 - Forgive others
 - See the need for reconciliation and participate in the Sacrament of Penance
- The children should demonstrate the following VALUES and ATTITUDES
 - Reverence before the Blessed Sacrament
 - Appreciate what it is to receive communion
 - Forgiveness
 - Prays the Lord's Prayer
 - Likes being part of the parish community
 - Makes friends and brings people together

SPECIFIC LECTIONARY BASED OUTCOMES

- (Easter Sunday) We celebrate today that Jesus Christ is alive and that he is with us. He will live forever, and because of him, we too will live forever!
- (2nd Sunday of Easter) The first Christians had a strong faith that attracted many who also wanted to follow Christ
- (3rd) After a successful fishing trip, Jesus is recognized by the disciples who are called to bring people into the Church and 'feed' them
- (4th) Jesus promises to protect forever those who follow him
- (5th) The proof that we are followers of Christ is seen in our love for others
- (6th) We have God's word that his Spirit will be with us to teach us and remind us of all that Jesus said
- (Ascension of the Lord) Before Jesus left the disciples and ascended into heaven, he told them to be his witnesses and tell everyone to turn from sin with the help of the Holy Spirit
- (7th) Jesus prayed that we would all be united as his followers so many more would believe in him

- (Pentecost) Jesus gives us his Holy Spirit so we can forgive others and they feel it. When we live this way, the ‘face of the earth will be like new”

Feasts of the Lord and Sundays in Ordinary Time - Trinity to the 23rd Sunday (Cycle C)

Catechetical Focus: Eucharist and the Eucharistic Community	Thematic Scriptural References that support the Catechesis of the Mass	Knowledge and Understanding: (Cognitive Level) <i>The child knows...</i>	Skills: (Practical Level) <i>The child can...</i>	Values and Attitudes: (Affective Level) <i>The child...</i>	Lectionary Readings Cycle C Gospel Reading
The Concluding Rites The Dismissal Exploring the meaning of being sent forth – Mission Experiencing God’s blessing as we go forth	John 20:24-29 Doubting Thomas Luke 24:13-35 Two disciples on the road to Emmaus John 10: 1-10 Jesus, the Good Shepherd John 14:1-12 “Lord, show us the Father...” John 14:15-21 “I will not leave you orphaned...” 1 Cor. 12:3 “...and no one can say “Jesus is Lord” except by the Holy	Jesus as God, as the one whom we meet in the Eucharist, as the Good Shepherd and as one who is always with us We are sent forth with the Holy Spirit to be like Jesus How important it is to participate in the prayer of the church To be good (moral) is to follow the example of Jesus in his relation to God and to others	Speak about ways we are ‘sent forth’ Enter into the celebrations each Sunday with deeper understanding of the meaning Pray and translate his/her friendship with Jesus into action	Knows Jesus more through feeling than through articulated knowledge Appreciates the action of the Holy Spirit Seeks to become more like Jesus Shows reverence for the Blessed Sacrament Tries to follow Jesus’ commands in his relation to God and others	Trinity Sunday Jn 16:12-15 Corpus Christi Lk 9:11-17 (10th) Lk 7:11-17 (11th) Lk 7:36 – 8:3 (12th) Lk 9:18-24 (13th) Lk 9:51-62 (14th) Lk 10:1-12, 17-20 (15th) Lk 10: 25-37 (16th) Lk 10:38-42 (17th) Lk 11:1-13 (18th) Lk 12:13-21

	<i>Spirit."</i>				(19th) Lk 12:32-48 (20th) Lk 12:49-53 (21st) Lk 13:22-30 (22nd) Lk 14:1, 7-14 (23rd) Lk 14:25-33
--	-----------------	--	--	--	---

Making the Connection: Feasts of the Lord and Sundays in Ordinary Time – Trinity to the 23rd Sunday (Cycle C)

The Sunday Readings for Cycle C, for the Feasts of the Lord and Ordinary Time after Easter (9th Sunday to 23rd), and the expectations covered in the *Criteria for Catechesis* for children age seven, serve as a guide in the lessons presented. The Scriptures presented help children make the connection between the sacrifice on the cross and the sacrifice of the Mass by focusing on the Concluding Rites of the Mass. In these lessons, we help children make the connection between the Gospel message and their lives. The following themes should be covered:

CATECHETICAL OUTCOMES

- Reinforce desired outcomes identified in the matrix that emphasize the catechetical focus (the Concluding Rites and the Dismissal)
 - Children will explore the meaning of being sent forth. Mission
 - Experiencing God's blessing as we go forth
 - They will be able to explain the meaning of passages of Scripture:
 - ✓ *Doubting Thomas*
 - ✓ *Two disciples on the road to Emmaus*
 - ✓ *Jesus, the Good Shepherd*
 - ✓ *I will not leave you orphaned*

COGNITIVE, PRACTICAL AND AFFECTIVE OUTCOMES

- The children will KNOW
 - Jesus as God, as the one whom we meet in the Eucharist, as the Good Shepherd and as one who is always with us

- We are sent forth with the Holy Spirit to be like Jesus
- How important it is to participate in the prayer of the Church
- To be good (moral) is to follow the example of Jesus in his relationship to God and to others
- The children will be able to DO the following
 - Speak about ways we are 'sent forth'
 - Enter into the celebrations each Sunday with deeper understanding of the meaning
 - Pray and translate his/her friendship with Jesus into action
- The children should demonstrate the following VALUES and ATTITUDES
 - Knowledge of Jesus more through feeling than through articulated knowledge
 - Appreciates the action of the Holy Spirit
 - Seeks to become more like Jesus
 - Shows reverence for the Blessed Sacrament
 - Tries to follow Jesus' commands in his relation to God and others

SPECIFIC LECTIONARY BASED OUTCOMES

- (Trinity Sunday) Jesus told his disciples to preach, baptize and teach as we share the experience of God in our lives
- (Corpus Christi) Jesus is the One who satisfied our hunger and thirst. This is symbolized in the body and blood we share in Eucharist
- (10th Sunday in Ordinary Time) We should always show gratitude to God for life as the mother of the boy in this story did
- (11th) God's forgiveness is for everyone and the sacrament of reconciliation is God's invitation to ask for forgiveness
- (12th) Jesus tells us that his disciples must not think only of themselves but try to live for others
- (13th) When Jesus calls us to serve Him, we should respond immediately putting everything else aside
- (14th) The disciples were sent to all the world to share the message that the 'reign of God' had come.
- (15th) Obeying God's commandments is not an option or an ideal. Love is not just a feeling but a choice to act as Jesus would
- (16th) Jesus visited Martha and Mary in their home where Martha busied herself with "doing things" rather than being present and formed by his word
- (17th) When we ask for things that are good for us, Jesus will answer our prayer
- (18th) The things we possess cannot make us truly happy; lasting happiness can only come from being in relationship with God
- (19th) Human beings are of more value than anything and God will provide for our needs if we trust him
- (20th) Jesus told the people who wanted to be his disciples that they must not be selfish and think only of themselves
- (21st) All people who believe in Jesus and are faithful to his ways will live with Him forever

- (22nd) The two parables in Luke's gospel describe what our relationship with God and with others should be like: humble and inclusive
- (23rd) Followers of Jesus have to make daily choices about how they will act. Jesus gives us many examples of what we should do

NOTES FOR THE CATECHIST

Integration of Sacramental Preparation Outcomes identified in the CCCB *Criteria for Catechesis with the Lectionary-Based Program*

You have now had opportunity to meet the children and parents who are beginning a two-year journey in faith. The excitement of gathering each week will be a time of blessing for all. Never forget what a privilege it is to be called to this ministry. The Spirit is at work in and through you and will guide your efforts. If times of frustration or questions or concerns plague you, call for help. Together, with God's help, we can make this an enriching experience for families and enable them to deepen their relationship with God and with one another.

Framework for Planning Each Session

Each weekly lectionary-based lesson has two parts: a Catechetical and Liturgical Focus

Part A: (Approximately 45 minutes)

1. Welcome/Sharing of Questions and Comments from previous session
2. Announcements
3. Catechetical Focus: Instructions on the Mass

Part B: Liturgical Focus: Breaking open the Sunday Lectionary Readings (15 minutes)

4. Lighting of Candles
5. Sign of the Cross
6. Scriptures Readings and Responses
7. Discussion
8. Prayer Intentions
9. Homework

The most important thing you as the catechist should understand is that the **catechetical focus** for the entire Year One is on the community gathering for Eucharistic Liturgy. In these first seven weeks following the Rite of Enrolment, the focus will be on the Introductory Rites and the Liturgy of the Word.

In planning it will also be helpful to know that the **liturgical focus** or ritual celebration during the weekly part of the gathering time takes only about 15 minutes. As noted, the catechist must prepare key points to focus on so that both the catechetical and liturgical learning outcomes outlined are addressed.

Part A: Preparation/Catechetical Focus 40-45 minutes

1. Welcome (individually as parent/child arrive...just a warm greeting)
2. Song of Gathering (optional)
3. Announcements: The first week's announcements would include parents and children making nametags and games learning each person's name.
4. Catechetical focus time is 'teaching time' depending on whatever part of the liturgical year we are celebrating.
 - The catechist gives a simple introduction to the meaning of:
 - ✓ Ordinary Time
 - ✓ All Saints/All Souls Day
 - ✓ Advent (what it is, what we focus on each week...love, joy, peace, etc.)
 - ✓ Christmas and Epiphany and continuing throughout the seasons of the liturgical year
 - ✓ Mission Sunday
 - ✓ Lent (prayer, fasting and abstinence)
 - ✓ Easter
 - ✓ Pentecost
 - The catechist will also want to explain the why the colour of the vestments and altar cloths changes with the season. Source: www.catholic.org/clife/lcolors.php
 - **White – light, innocence, purity, joy, triumph, glory**
 - ❖ Season of Christmas
 - ❖ Season of Easter
 - ❖ Feasts of the Lord, other than of His passion
 - ❖ Feasts of Mary, the angels, and saints who were not martyrs
 - ❖ All Saints (1 November)
 - ❖ Feasts of the Apostles
 - ❖ Nuptial Masses
 - ❖ Masses for the dead
 - Note: White is the color of Popes' non-liturgical dress.*
 - **Red – the Passion, blood, fire, God's Love, martyrdom**
 - ❖ Feasts of the Lord's Passion, Blood, and Cross
 - ❖ Feasts of the martyrs
 - ❖ Palm Sunday
 - ❖ Pentecost
 - Note: Red is the color of Cardinals' non-liturgical dress*
 - **Green – the Holy Spirit, life eternal, hope**
 - ❖ Time After Epiphany
 - ❖ Time After Pentecost
 - **Violet – penance, humility, melancholy**

- ❖ Season of Advent
- ❖ Season of Lent
- ❖ Vigils except for Ascension and Pentecost
- ❖ Good Friday
- Note: Violet, literally "amaranth red," is the color of Bishops', Archbishops', and Patriarchs' non-liturgical dress*

➤ **Rose - Gold - joy**

- ❖ *Gaudete* Sunday (Third Sunday of Advent)
- ❖ *Laetare* Sunday (Fourth Sunday of Lent)
- ❖ Gold can replace white, red, or green (but not violet or black)

- Throughout the year, the Catechist will develop the child's understanding of the parts of the Mass

September/October/November

Introductory Rites

- We gather as community to listen to the Word and celebrate Eucharist

Liturgy of the Word

- We listen to Biblical narratives of feeding and abundance
- We prepare and celebrate the Word of God

December

Liturgy of the Word

Advent

- Mary and John the Baptist are examples of how we should hear and respond to God's Word

Christmas

- Jesus is the Word of God, a gift of the Father by the working of the Holy Spirit

Creed

- We reflect on the narrative of God: Father, Son and Spirit
- The Creed is a summary of what Catholics believe

Prayers of the Faithful

- The community prays together for those in need

January/February – Ordinary Time – continue from above

February/March

Preparation of the Gifts

- The gifts we offer and receive are gifts from God
- The bread and wine are fruits of the earth
- The gifts celebrate human work or are formed by man's labour
- We acknowledge bread and wine as God's gift to us which in the Eucharist become the Body and Blood of Jesus through action of the Holy Spirit

April

Liturgy of the Eucharist

- The Eucharistic Prayer is a prayer of blessing and praising God for gifts
- Children are taught the essential role of a priest
- At Eucharist we remember and thank God for what Jesus has done

Communion

- We pray the Our Father asking for daily bread/forgiveness

Communion Rite

- We reflect on Jesus feeding us and respond with prayer and adoration

May

The Concluding Rites

The Dismissal

- We explore the meaning of being sent forth – Mission
- We experience God's blessing as we go forth

Part B: Ritual

15-20 minutes

1. Lighting of the Candles – a procession of the candle and Sunday Book of Readings with a parent and child is held while the group sings an entrance hymn. The cross and cloth are already on a small table
2. Sign of the Cross – this ritual is celebrated slowly and carefully making sure the children make the Sign of the Cross correctly
3. Scripture Readings and Responses – both the readings are used and depending on their difficulty, a parent/catechist or child should prepare to proclaim God's word
4. Discussion – the discussion is led by the catechist and involves posing questions to engage the children. ***The focus is always on the lesson God/Jesus teaches us about how we are to love God and our neighbour***
5. Prayer Intentions – this is a special time when children invite the community to join them in prayer for God's blessing

Home Assignments:

The Home Assignment is intended to reinforce the Sunday readings. Each week the catechist should make reference to the assignment and place it in each child's binder (suitcase).

Note: If a family misses a gathering, it is important to contact them, let them know they were missed and provide the lesson by e-mail or in an envelope for them to pick up and complete.

Making the Connection: Liturgical Season of Ordinary Time – Cycle B/C

As you reflect on the readings, you will identify many opportunities to reinforce outcomes that will be developed further throughout the year.

Regarding the Catechetical Outcomes.

You can make the following points:

- Children will understand they are part of a community who gathers each Sunday to listen to the Word and celebrate Eucharist.
- They will be able to explain the meaning of passages of Scripture:
- For where two or three are gathered in my name, I am there with them.
- Do this in remembrance of me.
- Leave your gift there before the altar and go; first be reconciled to your brother or sister, and then come and offer your gift.
- Children will listen to Biblical narratives of feeding and abundance

Regular practice of the ritual of reading and discussing Scriptural stories will ensure the children know, do and value the outcomes listed below. Keep in mind that children at age seven should not be expected to have a deep understanding of symbols. Sufficient at this level would be remembering why water, light and perhaps the oil of Baptism are used as well as the bread and wine of Eucharist.

Regarding the Cognitive, Practical and Affective Outcomes: During these first seven weeks...

- The children will KNOW
 - The experience of gathering with the faith community
 - The symbols for Baptism, Confirmation and Eucharist
 - The sign of the Cross
 - The responses to the prayers and invocations of the first two parts of the Mass

- The children will be able to DO the following
 - Actively participate in the Mass
 - Recognize at a simple level, the power of symbols
 - Pray a simple Act of Contrition
 - Listen to the Gospel story and tell how it applies to his/her life
 - Explain (and participate?) in the Sacrament of Reconciliation
- The children should demonstrate the following VALUES and ATTITUDES
 - Appreciation for being a part of a gathering in Church
 - Reverence for sacred things
 - Forgiveness

Regarding Specific Lectionary Based Outcomes: Through reflection and discussion of the Scriptures, children will learn that...

- (24th Sunday in Ordinary Time) Any person who wants to be a disciple of Jesus will have to accept the cross as part of life. If we live as Jesus taught we have his promise that we will live forever
- (25th) Jesus told the disciples not to be jealous because being important was not the greatest thing. We should treat everyone else as more important than ourselves
- (26th) Jesus teaches us that he wants everyone to do good. The Holy Spirit helps all the people in the family of God to do good
- (27th) Jesus blesses marriage and all of family life. He especially blessed the children showing that he cares about each of us
- (28th) We must try to follow the commandments perfectly and not let anything come between God and us. Loving God and following Jesus is the most important thing we can do
- (29th) We are like Jesus when we try always to treat others with respect and help them in whatever way we can
- (30th) Bartimaeus, the blind man, was healed by Jesus and immediately could see that it was Jesus he wanted to follow
- (31st) We show our love of God in our prayer, at Mass, at home, with others, by showing God we are thankful for the many gifts He has given
- (32nd) In today's Gospel the poor widow teaches us to be generous in sharing what we have
- (33rd) Our faith promises that Christ will come again and that we will live with him forever
- (Christ the King) Jesus told his disciples how to live if they want to share in His eternal glory. We must treat others as Jesus would treat them

Making the Connection: The Liturgical Season of Advent/Christmas (Cycle C)

The Sunday Readings for Cycle C, for the liturgical season of Advent and Christmas, and the expectations covered in the *Criteria for Catechesis* for children age seven serve as a guide in the lessons presented. As we continue developing the child's appreciation and understanding of why we gather as a faith community, and listen to God's Word found in Sacred Scripture, children grow in their ability to participate in the Introductory Rites and Liturgy of the Word. During the nine weeks of the Advent and Christmas period (first Sunday of Advent to the Epiphany) our catechesis will continue to focus on the Liturgy of the Word, the Creed and the Prayers of the Faithful. Catechists will continue to help children make the connection between the Gospel message and their lives.

Note to the Catechist:

Building on what was begun in the first seven weeks, we enter the Liturgical Season of Advent and Christmas now following the Lectionary Readings for Cycle C.

You will continue the pattern of rituals and readings as before. The value in this practice cannot be overestimated as it develops habits that will be used throughout the child's life whenever the Catholic community gathers. We enter the church, bless ourselves, kneel to pray with the community gathered and reflect on God's Word in our lives. Later we share Eucharist together and are sent to take Christ to the world. These small practices instill a 'routine' that brings a certain familiarity wherever we gather.

In the Liturgy of the Word, during Advent, children will discover how Mary and John the Baptist are examples for us of how we should respond to God. The Christmas readings recount how God gave us his Son, Jesus by the working of the Holy Spirit. You will want to review the Hail Mary as a prayer and explain that the word "Creed" is a prayer that we say together summarizing what Catholics around the world believe. The Prayers of the Faithful will not be difficult to explain since you are sharing weekly intentions as part of class.

Regarding the Catechetical Outcomes

Over the nine-week period before Lent begins, you can make the following points:

- Advent is a special time of preparation of our hearts for the joyful coming of Jesus at Christmastime. Readings from the Old Testament remind us of the time the Jewish people spent waiting for the promised Saviour
- When we gather with the community to pray, we
 - Ask God to forgive our sins
 - Express our Catholic faith by praying the Creed

- Ask God's help for ourselves and others in the Prayers of the Faithful
- When we listen to God's Word we learn how Mary and John the Baptist are examples of how we should hear and respond to God's Word.
- In Christmas, we celebrate Jesus as a gift of the Father by the working of the Holy Spirit
- When we pray the Creed, we express what Catholics believe about God: Father, Son and Spirit.
- Share in simple words the meaning of these passages of Scripture:
 - ✓ *The stories of the Annunciation and Visitation*
 - ✓ *The proclamation of John the Baptist*
 - ✓ *The account of the Birth of Jesus*
 - ✓ *The narrative of the visit of the Magi*

Regarding the Cognitive, Practical and Affective Outcomes

- The children will KNOW
 - The narrative of the Annunciation and the Birth of Jesus
 - The Creed states what we believe about God; the Father, Son and Spirit
 - The focus of the liturgical season of Advent, Christmas and the Epiphany
 - What we mean when we pray the Prayers of the Faithful
- The children will be able to DO the following
 - Demonstrate the meaning of "changing one's heart"
 - Recite the parts of the Creed
 - Pray the Hail Mary
 - Listen to the Word of God announcing and celebrating the Birth of Jesus
 - Join in praying with the community for those in need.
- The children should demonstrate the following VALUES and ATTITUDES
 - Appreciation of Advent and Christmas as a sacred time
 - A desire to pray for the needs of others and ourselves
 - Show joy in taking part in celebrations

Regarding Specific Lectionary Based Outcomes

Through reflection and discussion of the Scriptures, children will learn that...

- (1st) Sunday of Advent) Being ready for the second coming of the Lord means constantly trying to strive for what is just and right in the world
- (2nd) In changing our lives, we prepare the way for God. God's way is the way of justice and peace
- (3rd) The Holy Spirit makes it possible for us to live in justice and peace with all people

- (4th) Mary went to the country to visit her cousin. She will tell her cousin, Elizabeth, about the wonderful things God has done in her life
- (Christmas Day) We are filled with joy and excitement about the great love God shows for us in sending his Son, Jesus
- (Christmas Day) We proclaim our believe in the Father, Son and Holy Spirit when we pray the Creed
- (Holy Family) Jesus was fully human, and as the son of Mary and Joseph he practiced the faith as it was celebrated by his family at that time
- (Mary, Mother of God) We celebrate the name, Jesus that was foretold by the angels. Jesus was given this name because it means Saviour
- (Epiphany) The birth of Jesus is the manifestation (epiphany) of God to all the people of the world
- (Baptism of the Lord) In those days, adults were baptized but over time the Church began baptizing children. The symbols of water and light should be briefly touched upon. Remind the children that we receive the Holy Spirit at our baptism just as Jesus did
- (2nd **Sunday in Ordinary Time**) Mary knew that Jesus could do something to help the young married couple not feel badly about running out of wine. Because she asked in faith, Jesus performed a miracle revealing God's glory and power
- (3rd) Jesus' mission was to help those in need: the poor, blind, lame, deaf, etc. and through our baptism we have the Spirit's help to do the same
- (4th) God's call is not just for powerful, famous, or rich people, but we are all called to proclaim God's word
- (5th) Even though we sin, God is always ready to forgive and give us His Spirit to respond to his call
- (6th) Jesus explains what our attitude toward life should be if we want to be happy
- (7th) We must remember that God accepts all people and we must do the same especially treating others as we want to be treated
- (8th) What we do, shows what is in our heart. Good work comes from people who are good in their hearts
- (9th) The faith of the Roman officer touched Jesus and the man's servant was healed of his sickness

Making the Connection: The Liturgical Season of Lent (Cycle C)

As we continue developing the child's appreciation and understanding of why we gather as a faith community, and listen to God's Word found in Sacred Scripture, children grow in their ability to participate in the Introductory Rites and the Liturgy of the Word, the Creed and the

Prayers of the Faithful, and now in understanding of the Preparation of the Gifts. Again, in these lessons, we help children make the connection between the Gospel message and their lives.

Note to the Catechist:

The short six weeks of Lent take us to the heart of our faith – belief in the Death and Resurrection of Jesus. Children need help in understanding some of the readings. They will easily understand the concept of temptation (1st Sunday) and that we should try to resist giving in to it. Remind them that God’s help (grace) enables us to say “no” to temptation. To help them understand the Transfiguration account (2nd Sunday), you might discuss the purpose of previews at the movies which show what is to come. In this account Jesus showed Peter, James and John what heaven would be like. As we approach Holy Week and Passion/Palm Sunday the readings focus on turning back to God.

Conversion is the focus of the readings for week four and the children will have little difficulty discussing the moving story of the Prodigal Son and the merciful love of the Father.

The fifth Sunday deals with the theme of God’s Mercy and the account of Jesus and the woman caught in adultery.

Lastly, the account of the Passion and Death of Jesus should be read in parts so that the children enter into the story and can discuss the love Jesus has for each of us that is shown in his suffering and death.

Regarding the Catechetical Outcomes:

As we begin the Lenten season, you can make the following points:

- Explain the change to the liturgical colour purple as a sign these six weeks are a time of penance and preparation for Easter.
- Discuss how everything we have is gift from our Creator.
- Remind the children of how Jesus took everyday fruits of the earth (bread and wine made from grapes) to share with the disciples.
- The gifts help us connect with the gift of earth and celebrate human work.
- Through the prayers and actions of the priest at Eucharist, the bread and wine are transformed by the Holy Spirit and become Christ’s Body and Blood.
- Remind students that we are responsible for caring for the earth.
- Point out ways we can show thanks and share God’s gifts to us by actions such as giving thanks before meals.

- Children should be able to simply explain the meaning of these passages of Scripture:
 - ✓ *The narrative of Creation.... have dominion over the fish of the sea.*
 - ✓ *Bread from heaven; manna...He took bread*
 - ✓ *Every perfect gift...from the Father*

Regarding the Cognitive, Practical and Affective Outcomes

- The children will KNOW
 - God as the creator of the gifts of the earth
 - That the gifts of bread and wine are prepared for the Liturgy of the Eucharist
 - The need to care for the earth as the source of the gifts
 - A prayer is said over the offerings praising God for them
 - By sharing gifts, we honour God, the giver of all gifts
- The children will be able to DO the following
 - Recognize bread and wine as gifts of the Creator
 - Give thanks for the gifts
 - Recognize that the offerings are for all people
 - Share gifts
- The children should demonstrate the following VALUES and ATTITUDES
 - Appreciation for the earth and its gifts
 - Appreciation for being part of the preparation of the gifts
 - Understanding that gifts are also divine; God gives gifts
 - Gratitude by giving thanks before meals
 - Willingness to share the gifts given us with others.

Regarding the Specific Lectionary Based Outcomes

Through reading and discussion of the Scriptures, children will learn that...

- (1st Sunday of Lent) Everything we have and need comes ultimately from God. We must overcome temptation and trust in him to provide the things we need
- (2nd) Jesus tells Peter, James and John that he will not be exactly the same after the resurrection
- (3rd) The parable of the fig tree reminds us that God gives us a chance to change if we are not living like Jesus asks
- (4th) The Gospel focuses on God's loving response to our turning away from selfishness and turning to him
- (5th) Jesus forgives this woman for her sin as he forgives us for ours. However he tells her to change her way of living and follow him more closely

- (Passion/Palm Sunday) The reading of the Passion and procession with palms remind us that some people put Jesus to death but God raised him up and proclaimed that Jesus is Lord

Making the Connection: The Liturgical Season of Easter – Easter Sunday to Pentecost (Cycle C)

The Sunday Readings for Cycle C, for the Liturgical Season of Easter (Easter Sunday to Pentecost), and the expectations covered in the *Criteria for Catechesis* for children age seven, serve as a guide in the lessons presented. The Scriptures presented help children make the connection between the sacrifice on the cross and the sacrifice of the Mass by focusing on the Concluding Rites of the Mass. In these lessons, we help children make the connection between the Gospel message and their lives. In these lessons, we help children make the connection between the Gospel message and their lives.

Note to the Catechist

The content covered these next nine weeks clearly takes a different tone. Gone is the purple...the “Alleluia’s” ring out...spring and new life surround us! We wear bright colours and our spirit is reflected in warm smiles. Jesus has risen as he said and all the world rejoices! Salvation is ours through the suffering, death and Resurrection of Jesus.

Regarding the Catechetical Outcomes

Keeping in mind the capacity of children, you can make the following points:

- It must have been an amazing experience for the disciples to see Jesus among them again. They see that truly, He has risen and lives among us!
- Jesus offers us the gifts of forgiveness and salvation if we choose to follow his way.
- The Eucharistic Prayer is one of blessing and praising God as we remember Jesus’ sacrifice on the cross.
- The priest, by God’s grace, has the power to change bread and wine to Christ’s Body and Blood.
- We must remember and thank God for what Jesus has done.
- We must pray the Our Father asking for daily bread and forgiveness.
- When we reflect on Jesus feeding us we respond with prayer and adoration.
- Help them to explain the meaning of passages of Scripture:
 - ✓ *Pentecost: the coming of the Spirit*
 - ✓ *The Our Father*
 - ✓ *Apprehension, trial, death and burial of Jesus*
 - ✓ *The washing of the feet*

- ✓ *The Resurrection of Jesus*
- ✓ *Feeding of the five thousand*

Regarding the Cognitive, Practical and Affective Outcomes

- The children will KNOW
 - That in the Eucharistic Prayer ...we remember what Jesus did on the night before he died...we believe bread and wine are transformed into Christ's gift of his Body and Blood and that through Jesus, God gives himself to us.
 - The Our Father is a prayer of forgiveness
 - Communion makes us one with God through Jesus Christ and the Holy Spirit
- The children will be able to DO the following
 - Grasp that Jesus becomes present in the bread and wine
 - Understand that through the actions of the priest the bread and wine are changed into Christ's Body and Blood
 - Recite the Lord's Prayer
 - Recognize that in the 'breaking of the bread' we find an image of Jesus giving himself
 - Forgive others
 - See the need for reconciliation and participate in a Penitential Rite or the Sacrament of Reconciliation
- The children should demonstrate the following VALUES and ATTITUDES
 - Reverence before the Blessed Sacrament
 - Appreciation of what it is to receive communion
 - Forgiveness
 - Appreciation of and ability to pray the Lord's Prayer
 - Comfort in and familiarity with being part of the parish community
 - A desire to make friends and bring people together

Regarding Specific Lectionary Based Outcomes

Through reading and discussion of the Scriptures, children will learn that...

- (Easter Sunday) We celebrate today that Jesus Christ is alive and that he is with us. He will live forever, and because of him, we too will live forever!
- (2nd Sunday of Easter) The first Christians had a strong faith that attracted many who also wanted to follow Christ
- (3rd) After a successful fishing trip, Jesus is recognized by the disciples who are called to bring people into the Church and 'feed' them
- (4th) Jesus promises to protect forever those who follow him
- (5th) The proof that we are followers of Christ is seen in our love for others

- (6th) We have God's word that his Spirit will be with us to teach us and remind us of all that Jesus said
- (Ascension of the Lord) Before Jesus left the disciples and ascended into heaven, he told them to be his witnesses and tell everyone to turn from sin with the help of the Holy Spirit
- (7th) Jesus prayed that we would all be united as his followers so many more would believe in him
- (Pentecost) Jesus gives us his Holy Spirit so we can forgive others and they feel it. When we live this way, the 'face of the earth will be like new"

Making the Connection: Feasts of the Lord and Sundays in Ordinary Time – Trinity to the 23rd Sunday (Cycle C)

The Sunday Readings for Cycle C, for the Feasts of the Lord and Ordinary Time after Easter (9th Sunday to 23rd Sunday), and the expectations covered in the ***Criteria for Catechesis*** for children age seven, serve as a guide in the lessons presented. The Scriptures presented help children make the connection between the sacrifice on the cross and the sacrifice of the Mass by focusing on the Concluding Rites of the Mass. In these lessons, we help children make the connection between the Gospel message and their lives.

Note to the Catechist

While readings for the entire Church year have been included here, if you plan to gather only until the end of June, only the lessons for Trinity Sunday and Corpus Christi will be needed. However, it would be good if parents had the Gospel readings and basic themes to discuss with children over summer holidays.

Regarding the Catechetical Outcomes

You will be limited in the time allotted to do justice to all these outcomes, but certainly will want to make the following points with the children:

- Reinforce the purpose of Concluding Rites and the Dismissal from Eucharistic Liturgy. The children should know we are called to take the message of the Gospel out into the world in our thoughts, words and actions.
- Explore the meaning of being sent forth. Mission!
- Discuss how we experience God's blessing as we go forth.
- If time permits, help them appreciate the meaning of these passages of Scripture:
 - ✓ *Doubting Thomas*
 - ✓ *Two disciples on the road to Emmaus*
 - ✓ *Jesus, the Good Shepherd*

✓ *I will not leave you orphaned*

Regarding the Cognitive, Practical and Affective Outcomes

- The children will KNOW
 - Jesus as God, as the one whom we meet in the Eucharist, as the Good Shepherd and as one who is always with us
 - We are sent forth with the Holy Spirit to be like Jesus
 - How important it is to participate in the prayer of the Church
 - To be good (moral) is to follow the example of Jesus in his relationship to God and to others
- The children will be able to DO the following
 - Speak about ways we are 'sent forth'
 - Enter into the celebrations each Sunday with deeper understanding of the meaning
 - Pray and translate his/her friendship with Jesus into action
- The children should demonstrate the following VALUES and ATTITUDES
 - Knowledge of Jesus more through feeling than through articulated knowledge
 - Appreciation of the action of the Holy Spirit
 - Seeks to become more like Jesus
 - Shows reverence for the Blessed Sacrament
 - Tries to follow Jesus' commands in his relation to God and others

Regarding the Specific Lectionary Based Outcomes

Through reading and discussion of the Scriptures, children will learn...

- (Trinity Sunday) Jesus told his disciples to preach, baptize and teach as we share the experience of God in our lives
- (Corpus Christi) Jesus is the One who satisfied our hunger and thirst. This is symbolized in the body and blood we share in Eucharist
- (10th Sunday in Ordinary Time) We should always show gratitude to God for life as the mother of the boy in this story did
- (11th) God's forgiveness is for everyone and the sacrament of reconciliation is God's invitation to ask for forgiveness
- (12th) Jesus tells us that his disciples must not think only of themselves but try to live for others
- (13th) When Jesus calls us to serve Him, we should respond immediately putting everything else aside
- (14th) The disciples were sent to all the world to share the message that the 'reign of God' had come.
- (15th) Obeying God's commandments is not an option or an ideal. Love is not just a feeling but a choice to act as Jesus would

- (16th) Jesus visited Martha and Mary in their home where Martha busied herself with “doing things” rather than being present and formed by his word
- (17th) When we ask for things that are good for us, Jesus will answer our prayer
- (18th) The things we possess cannot make us truly happy; lasting happiness can only come from being in relationship with God
- (19th) Human beings are of more value than anything and God will provide for our needs if we trust him
- (20th) Jesus told the people who wanted to be his disciples that they must not be selfish and think only of themselves
- (21st) All people who believe in Jesus and are faithful to his ways will live with Him forever
- (22nd) The two parables in Luke’s gospel describe what our relationship with God and with others should be like: humble and inclusive
- (23rd) Followers of Jesus have to make daily choices about how they will act. Jesus gives us many examples of what we should do

Sacramental Preparation

Year 1 of The Two-Year *Our Faith Journey Program*

TO DO LIST

Late Summer/Early Fall:

Preliminary Planning

Some important tasks in this period include team formation, scheduling, publicity and organizational details.

- Invite people from the parish to be part of an initiation team. The whole parish community leads and assists in the process of initiation. Some members accept roles of leadership. Parishes will need an initiation team that includes, ideally, the following:
 - Coordinator or team leader
 - Catechists
 - Music minister
 - Parents
 - Youth
 - Ministers of hospitality
 - Phoning committee
- Identify families requesting celebration of sacraments through the following manner:
 - Notice in the bulletin
 - Personal letter signed by the pastor (sample enclosed)

This letter can be sent to children who have completed their 1st Grade aged 6 and upwards prior to registration.
 - Personal invitation mentioned at the beginning and end of Mass
 - Upon registration, please ask for a copy of the baptismal certificate. This will help identify if you have children who are not baptized, or baptized into another faith tradition.

Once you know the size of your group which ideally will be intergenerational you will need to identify the space where you will gather. You will need a large space that will accommodate the group comfortably.

Once you have identified the number of children registered for this Journey Program, you will need the following:

Sacramental Journey Program – Check List

1. Carrying Cases (3 ring binders)
2. Scrap books to fit within the cases
3. NRSV Bibles
4. Name Tags (plastic with cord)
5. Sharpies
6. Stickers
7. Glitter Glue
8. Blank Index cards
9. Photo of child for poster board

For the First Session you will need the makings of the Mosaic Cross. (See Cross Making Session) This is also the first gathering you will have with children and parents. The first of a series of Seasonal Newsletters giving an overview of the liturgical season being covered will also be handed out to parents at this meeting (See Section 7).

(parish letterhead)

August____,_____

Dear Parents,

This year at (*name of parish*) we are following a newly developed program for children preparing for the reception of their second and third Sacraments of Initiation: Confirmation and First Communion.

What does this mean? The Initiation of children into the Roman Catholic faith includes the Sacraments of Baptism, Confirmation and First Communion. These Sacraments bring the child into full membership with the faith community. Usually the child is baptized as an infant or young child, and the Sacraments of Confirmation and First Communion are received when he or she is about eight years old.

Sacramental Preparation catechists (the ones who lead in the preparation of the children for the reception of Confirmation and First Communion) want this time to be special for everyone involved: parents, grandparents and godparents, as well as our priests and parishioners. The two-year lectionary based program is designed to allow sufficient time for meaningful growth as it fosters the child's relationship with Jesus Christ, and an understanding of the Sacraments of the Church throughout the journey.

[Choose one of the following A, B, or C.]

[A. Parishes *only offering Year One*]

Year One will commence with a parent meeting [*insert dates*]. At this meeting you will be presented with an overview of the program. Each [*enter day and time of the week*] we will gather to pray and celebrate the Word of God. During Lent, the opportunity for reception of the Sacrament of Reconciliation will be available. Parents and children preparing for this Sacrament will meet at a time yet to be scheduled. Following Year Two in the Spring [*insert year*] these children will celebrate the Sacraments of Confirmation and First Communion.

[B. Parishes *only offering Year Two*]

Year Two will commence with a parent meeting [*insert dates*]. At this meeting you will be presented with an overview of the program. Each [*enter day and time of the week*] we will gather to pray and celebrate the Word of God. During Lent, the opportunity for reception of the Sacrament of Reconciliation will be available. Parents and children preparing for this Sacrament will meet at a time yet to be scheduled. In the Spring [*insert year*] these children will celebrate the Sacraments of Confirmation and First Communion.

[C. Parishes *offering both Sacramental Preparation Year 1 AND Year 2 running simultaneously*]

Year One will commence with a parent *[insert dates]*. At this meeting you will be presented with an overview of the program. Each *[enter day and time of the week]* we will gather to pray and celebrate the Word of God. During Lent, the opportunity for reception of the Sacrament of Reconciliation will be available. Parents and children preparing for this Sacrament will meet at a time yet to be scheduled. In the Spring *[insert year]*, following completion of Year Two these children should celebrate the Sacraments of Confirmation and First Communion.

Year Two will commence with a parent meeting *[insert dates]*. At this meeting you will be presented with an overview of the program. Each *[enter day and time of the week]* we will gather to pray and celebrate the Word of God. During Lent, the opportunity for reception of the Sacrament of Reconciliation will be available. Parents and children preparing for this Sacrament will meet at a time yet to be scheduled. In the Spring *[insert year]*, these children should celebrate the Sacraments of Confirmation and First Communion.

While there may be a Sunday that you are unable to attend, it is very important that at least one parent is committed to making this journey with the child. If you have questions or require any further information, please contact (_____).

We look forward to our journey together!

Sincerely,

Coordinator: Children's Sacramental Preparation

_____ Parish

RITE OF CHRISTIAN INITIATION OF ADULTS (RCIA) ADAPTED FOR CHILDREN

INQUIRY SHEET

Child's name _____
 First Middle Last

Date of Birth _____ Place of Birth _____

Child's Address _____

Parent/Guardian with whom the child lives _____

Mother's maiden name _____ Religion _____

Baptized (check one): Yes _____ No _____

Father's name _____ Religion _____

Baptized (check one): Yes _____ No _____

Relationship of guardian if other than parent _____

Guardian's name _____ Religion _____

Baptized (check one): Yes _____ No _____

Documentation: You will need to produce a copy of the Guardianship Papers

Child's school: _____

Grade in school: _____

Special needs or services at school

Child's favourite activities or hobbies

Religious History:

Has the child been baptized? Yes _____ No _____

Date of Baptism _____

Name and address of Church where baptized:

Name(s) of Godparents

Please Note: A copy of the child's baptismal certificate must be provided. In some cases, it may take time to obtain the records from the Church where the baptism was celebrated. Please contact the parish where your child was baptized and ask for a copy of your child's Baptismal Certificate, then present it to the Sacramental Preparation Coordinator in your current parish.

OUR FAITH JOURNEY: Preparing Young Children for Celebrating the Sacraments

YEAR ONE

NEWSLETTER #1 – September XXXX

Dear Parents/Guardians

Welcome to a new year of journeying in faith with your child(ren). We are looking forward to a wonderful year working with you as we implement the Year One and Year Two Sacramental Preparation Programs.

In the interests of good communication, we thought it might be helpful to send a Newsletter periodically to let you know what we are covering in our sessions with the children to assist you in continuing the discussion at home.

The purpose or focus of the Year One Program is two-fold:

- 1) Helping the children know Jesus as he is portrayed in the Sunday Gospels, and,
- 2) Helping the children develop a deeper understanding of the parts of the Mass or Eucharistic Liturgy we gather to celebrate each Sunday.

The Church has spread the readings in the Bible over a three-year cycle during which we hear selections from both the Old and New Testaments. The Cycles are called A, B and C. The new cycle always begins with the first Sunday of Advent.

This year (from Sept. through late November or early December) we will be finishing up the last part of Cycle B where the readings are based on the Gospel of Mark as the Church celebrates what we call Ordinary Time. In the next

Newsletter we will discuss the season of Advent as we are introduced to the readings in Cycle C and the Gospel of Luke.

The lessons each week involve a short ritual, a simplified reading, discussion and sharing of the Gospel message we have heard. After the sharing, the children will also be given an activity page with two or three questions that can be used to extend the lesson during the week. These should not be looked upon as 'homework' but as a tool for discussing the Gospel message with the family.

The second important aspect of the Year One Program is helping students enter more fully into the Mass. This takes place over the entire year, regardless of the Church season we are celebrating.

In this first Newsletter covering the period up to the beginning of Advent, the children will be learning about the Introductory Rites of the Mass and the Liturgy of the Word. The most important thing you can do as a parent/guardian is to reinforce what the catechist is doing in class. Help your child understand that:

- On Sundays, the faith community gathers at Mass. We believe whenever two or three are gathered in His name, God is present in a special way.

- We celebrate Mass because Jesus invites us to “do this in memory of me”.
- Jesus reminds us to ask for forgiveness and to forgive others who have hurt us so we feel peaceful as we begin to pray together.
- We listen to the stories recorded in Scripture that are God’s Word for us. The stories help us understand how Jesus invites us to live in relationship with God and our neighbours.

Keep in mind that children at age 6 or 7 do not need to know the entire deposit of the faith but are building a foundation and should simply be open to being with the faith community that seeks to follow Jesus.

The lessons during this first section of the Church year will take place over eight – ten weeks. Ideally, by the time we enter the season of Advent, the children will ‘know’, ‘do’ and ‘demonstrate some specific values and attitudes’.

You can help by encouraging your child(ren) to **know**:

- Why you gather with the faith community at Church on Sundays
- How to make the Sign of the Cross properly
- The responses to the prayers and invocations of the first two parts of the Mass (Introductory Rites and Liturgy of the Word)

You can also help your child(ren) **do** the following:

- Actively participate in the Mass
- Pray a simple Act of Contrition
- Listen to the Gospel story and tell how it applies to his/her life
- Participate in a penitential rite

The child(ren) should be able **to demonstrate** the following values or attitudes:

- Appreciation for being part of a gathering in Church
- Reverence for sacred things (respect for the Bible, etc.)
- Forgiveness

In our next Newsletter in late November, we will share some ideas about how to make the Advent, Christmas and Epiphany Season more meaningful.

We look forward to working with you and invite you to bring forth any questions or concerns you have at any time.

Blessings on you and your family.

The (name of Church) Catechetical Team

(Name and phone contact or e-mail?)

Xxxxxxx

Xxxxxxx

xxxxxxx

OUR FAITH JOURNEY: Preparing Young Children for Celebrating the Sacraments

NEWSLETTER #2: November XXXX

Dear Parents/Guardian

Soon we will be preparing for the seasons of Advent, Christmas, and the Epiphany and once again we commit ourselves to working with you as we implement the Year One and Year Two Sacramental Preparation Programs.

This second Newsletter is designed to let you know what we are covering in our sessions with the children and will assist you in continuing the discussion at home.

Just a reminder that the purpose or focus of the Year One Program is two-fold:

- 1) Helping the children know Jesus as he is portrayed in the Sunday Gospels, and,
- 2) Helping the children develop a deeper understanding of the parts of the Mass or Eucharistic Liturgy we gather to celebrate each Sunday.

The Church has spread the readings in the Bible over a three-year cycle during which we hear selections from both the Old and New Testaments. The Cycles are called A, B and C. The new cycle always begins with the first Sunday of Advent.

This year (from late November through early January) we will be introduced to the readings in Cycle C and the Gospel of Luke.

The lessons each week involve a short ritual, a simplified reading, discussion and sharing of the Gospel message we have heard. After the sharing, the children will also be given an

activity page with two or three questions that can be used to extend the lesson during the week. These should not be looked upon as 'homework' but as a tool for discussing the how the Gospel message has meaning for the family.

The catechists will be reinforcing and building on what was begun in September. You will remember that the second important aspect of the Year One Program is helping students enter more fully into the Mass. This takes place over the entire year, regardless of the Church season we are celebrating.

In this second Newsletter covering the period that begins in Advent, the children will continue learning about the Liturgy of the Word, the Creed and the Prayers of the Faithful. The most important thing you can do as a parent/guardian is to reinforce what the catechist is doing in class. Help your child understand that:

- Advent is a special time of preparation of our hearts for the joyful coming of Jesus at Christmas time. Readings from the Old Testament remind us of the time the Jewish people spent waiting for the promised Saviour
- When we gather with the community to pray, we ask God to forgive our sins, we pray the Creed which summarizes what we believe as Catholics, and we ask for God's help for ourselves and the needs of others.

Keep in mind that children at age 6 or 7 do not need to know the entire deposit of the faith but are building a foundation and should simply be open to being with the faith community that seeks to follow Jesus.

The lessons during this section of the Church year will take place over about nine weeks. Ideally, by the time we complete these lessons, the children will 'know', 'do' and 'demonstrate some specific values and attitudes'.

You can help by encouraging your child(ren) to **know**:

- The story of the Annunciation and Birth of Jesus
- That the Creed states what we believe about God: the Father, Son and Spirit
- That, for the Church, the focus of the season is on preparing spiritually for the birthday of Jesus
- What and who the Prayers of the Faithful are about.

You can also help your child(ren) **do** the following:

- Demonstrate the meaning of "changing one's heart"
- Recite parts of the Creed
- Pray the Hail Mary
- Listen to the Word of God announcing and celebrating the Birth of Jesus
- Join in praying with the community for those in need.

The child(ren) should be able **to demonstrate** the following values or attitudes:

- Appreciation of Advent and Christmas as a sacred time
- Desire to pray for the needs of others and ourselves
- Joy in taking part in celebrations

The key point to make with children is that Advent is a time of expectation, a time of preparing for the coming of the Lord, a time of hope! They will easily be caught up in all the secular signs of Christmas approaching all around them. The Advent liturgy reminds us that we should always be on the watch, always ready, not only for the celebration of the birthday of Jesus, but also for his second coming.

Talk to them about John the Baptist's role in telling the world that the long-awaited Saviour was about to be born and that they should 'change their hearts'. Talk about how Mary, Jesus' mother, and Joseph are models for us. Finally, help them see that gift-giving grew out of the gifts the three kings (Magi) brought to honour the newborn King.

You might construct an Advent wreath and pray the simple prayers before evening meal. Consider having the children put a crèche under or beside the Christmas tree. As a family, determine one thing you will do for those less fortunate. All these things will help your child understand the true meaning of Christmas.

Blessings on you and your family.

The Catechetical Team

Xxxxx

OUR FAITH JOURNEY: Preparing Young Children for Celebrating the Sacraments

NEWSLETTER #3: January XXXX

Dear Parents/Guardians

Following the busy Christmas season we approach Ordinary Time in the Church Year and will soon be preparing for the season of Lent. We want to continue working with you as we implement the Year One and Year Two Sacramental Preparation Programs.

This third Newsletter is designed to let you know what we are covering in our sessions and will assist you in continuing the discussions at home.

Again we remind you that the purpose or focus of the Year One Program is two-fold:

- 1) Helping the children know Jesus as he is portrayed in the Sunday Gospels, and,
- 2) Helping the children develop a deeper understanding of the parts of the Mass or Eucharistic Liturgy we gather to celebrate each Sunday.

The Church has spread the readings in the Bible over a three-year cycle during which we hear selections from both the Old and New Testaments. The Cycles are called A, B and C. The new cycle always begins with the first Sunday of Advent.

This year during January through March we will continue the readings in Cycle C and the Gospel of Luke.

The lessons each week involve a short ritual, a simplified reading, discussion and sharing of the Gospel message we have heard. After the

sharing, the children will also be given an activity page with two or three questions that can be used to extend the lesson during the week. These should not be looked upon as 'homework' but as a tool for discussing the how the Gospel message has meaning for the family.

The catechists will be reinforcing and building on what was begun in September. You will remember that the second important aspect of the Year One Program is helping students enter more fully into the Mass. This takes place over the entire year, regardless of the Church season we are celebrating.

In this Newsletter covering the six week period that begins in Lent, the children will continue learning about the Mass, particularly the Preparation of the Gifts. The most important thing you can do as a parent/guardian is to reinforce what the catechist is doing in class. Help your child understand that:

- The change to the liturgical colour purple is a sign these six weeks are a time of penance and preparation for Easter
- Everything we have is gift from our Creator
- Jesus took everyday fruits of the earth (bread and wine made from grapes) to share with the disciples
- The gifts help us connect with the gift of earth and celebrate human work.

- Through the prayers and actions of the priest at Eucharist, the bread and wine are transformed by the Holy Spirit and become Christ's Body and Blood
- We are responsible for caring for the earth
- We show thanks and share God's gifts to us by actions such as giving thanks before meals

Keep in mind that children at age 6 or 7 do not need to know the entire deposit of the faith but are building a foundation and should simply be open to growing with the faith community that seeks to follow Jesus.

The lessons during this section of the Church year will take place over about six weeks. Ideally, by the time we complete these lessons, the children will 'know', 'do' and 'demonstrate some specific values and attitudes'.

You can help by encouraging your child(ren) to **know**:

- God is the creator of the gifts of the earth
- That the gifts of bread and wine are prepared for the Liturgy of the Eucharist
- The need to care for the earth as the source of the gifts
- A prayer is said over the offerings praising God for them
- By sharing gifts, we honour God, the giver of all gifts.

You can also help your child(ren) **do** the following:

- Recognize bread and wine as gifts of the Creator
- Give thanks for the gifts

- Recognize that the offerings are for all people
- Share gifts

The child(ren) should be able **to demonstrate** the following values or attitudes:

- Appreciation for the earth and its gifts
- Appreciation for being part of the preparation of the gifts
- Understanding that gifts are also divine; God gives gifts
- Gratitude by giving thanks before meals
- Willingness to share the gifts given us with others.

The key point is that ashes, palms, purple vestments, omission of alleluias, use of incense, the focus on prayer, fasting and almsgiving, etc. all make a deep impression on young minds. The children should know that from the time of the early Church this was a time of preparation for initiation into the Christian community.

The children will be preparing for reception of the Sacrament of Reconciliation during Lent. More details about this family event will be forthcoming.

Blessings on you and your family.

The (Church) Catechetical Team

(Name and phone contact or e-mail?)

Xxxxxxx

Xxxxxxx

xxxxxxx

OUR FAITH JOURNEY: Preparing Young Children for Celebrating the Sacraments

NEWSLETTER #4: March XXXX

Dear Parents/Guardians

Following the Lenten season we approach the Liturgical Season of Easter which lasts through Pentecost. We continue our work with you as we implement the Year One and Year Two Sacramental Preparation Programs.

This fourth Newsletter is designed to let you know what we are covering in our sessions and will assist you in continuing the discussions at home.

Again we remind you that the purpose or focus of the Year One Program is two-fold:

- 1) Helping the children know Jesus as he is portrayed in the Sunday Gospels, and,
- 2) Helping the children develop a deeper understanding of the parts of the Mass or Eucharistic Liturgy we gather to celebrate each Sunday.

The Church has spread the readings in the Bible over a three-year cycle during which we hear selections from both the Old and New Testaments. The Cycles are called A, B and C. The new cycle always begins with the first Sunday of Advent.

We will continue the readings in Cycle C and the Gospel of Luke.

The lessons each week involve a short ritual, a simplified reading, discussion and sharing of the Gospel message we have heard. After the sharing, the children will also be given an activity page with two or three questions that

can be used to extend the lesson during the week. These should not be looked upon as 'homework' but as a tool for discussing the how the Gospel message has meaning for the family.

The catechists will be reinforcing and building on what was begun in September. You will remember that the second important aspect of the Year One Program is helping students enter more fully into the Mass. This takes place over the entire year, regardless of the Church season we are celebrating.

In this Newsletter covering the period from Easter to Pentecost, the children will continue learning about the Mass, particularly the Liturgy of the Eucharist, Communion and the Communion Rite. The most important thing you can do as a parent/guardian is to reinforce what the catechist is doing in class. Help your child understand that:

- It must have been an amazing experience for the disciples to see Jesus among them again. They see that truly He has risen and lives among us.
- Jesus offers us the gifts of forgiveness and salvation if we choose to follow his way.
- The Eucharistic Prayer is one of blessing and praising God as we remember Jesus' sacrifice on the cross.
- The priest, by God's grace, has the power to change bread and wine into Christ's Body and Blood

- We must remember and thank God for what Jesus has done
- We must pray the Our Father asking for daily bread and forgiveness
- When we reflect on Jesus feeding us we respond with prayer and adoration

Keep in mind that children at age 6 or 7 do not need to know the entire deposit of the faith but are building a foundation and should simply be open to growing with the faith community that seeks to follow Jesus.

The lessons during this section of the Church year will take place over about six weeks. Ideally, by the time we complete these lessons, the children will 'know', 'do' and 'demonstrate some specific values and attitudes'.

You can help by encouraging your child(ren) to **know**:

- That in the Eucharistic Prayer...we remember what Jesus did on the night before he died...we believe bread and wine are transformed into Christ's gift of his Body and Blood and that through Jesus, God gives himself to us
- The Our Father is a prayer of forgiveness
- Communion makes us one with God through Jesus Christ and the Holy Spirit

You can also help your child(ren) **do** the following:

- Grasp that Jesus becomes present in the bread and wine
- Understand that through the actions of the priest the bread and wine are changed into Christ's Body and Blood

- Recite the Lord's Prayer
- Forgive others
- See the need for reconciliation and participate in a Penitential Rite or the Sacrament of Reconciliation

The child(ren) should be able **to demonstrate** the following values or attitudes:

- Reverence before the Blessed Sacrament
- Appreciation of what it is to receive Communion
- Forgiveness
- Appreciation of and ability to pray the Lord's Prayer
- Comfort in and familiarity with being part of the parish community
- A desire to make friends and bring people together.

The content of these next nine weeks clearly takes a different tone. Gone is the purple...the Alleluia's ring out...spring and new life surround us! We wear bright colours and our spirit is reflected in warm smiles. Jesus has risen as he said and all the world rejoices! Salvation is ours through the suffering, death and Resurrection of Jesus

Blessings on you and your family.

The (Church) Catechetical Team

(Name and phone contact or e-mail?)

Xxxxxxx

Xxxxxxx

OUR FAITH JOURNEY: Preparing Young Children for Celebrating the Sacraments

NEWSLETTER #5: April XXXX

Dear Parents/Guardians

Following the Easter season the year comes to a quick close. In September we will gather again to begin the Year Two Sacramental Preparation Programs. The children will be preparing for reception of the Sacraments of Confirmation and First Eucharist.

This fifth Newsletter is designed to let you know what we are covering in these last few sessions and will assist you in continuing the discussions at home.

A final reminder that the purpose or focus of the Year One Program is two-fold:

- 1) Helping the children know Jesus as he is portrayed in the Sunday Gospels, and,
- 2) Helping the children develop a deeper understanding of the parts of the Mass or Eucharistic Liturgy we gather to celebrate each Sunday.

The Church has spread the readings in the Bible over a three-year cycle during which we hear selections from both the Old and New Testaments. The Cycles are called A, B and C. The new cycle always begins with the first Sunday of Advent.

We will continue the readings in Cycle C and the Gospel of Luke.

The lessons each week involve a short ritual, a simplified reading, discussion and sharing of the Gospel message we have heard. After the sharing, the children will also be given an

activity page with two or three questions that can be used to extend the lesson during the week. These should not be looked upon as 'homework' but as a tool for discussing the how the Gospel message has meaning for the family.

The catechists will be reinforcing and building on what was begun in September. You will remember that the second important aspect of the Year One Program is helping students enter more fully into the Mass. This takes place over the entire year, regardless of the Church season we are celebrating.

In this Newsletter concluding the year, the children will continue learning about the Mass, particularly the Concluding Rites and Dismissal. The most important thing you can do as a parent/guardian is to reinforce what the catechist is doing in class. Help your child understand:

- The purpose of the Concluding Rites and Dismissal from Eucharistic Liturgy
- That we are called to take the message of the Gospel out into the world in our thoughts, words and deeds.
- The meaning of being sent forth. Mission!
- How we experience God's blessing as we go forth

Keep in mind that children at age 6 or 7 do not need to know the entire deposit of the faith but are building a foundation and should simply be

open to growing with the faith community that seeks to follow Jesus.

The lessons during this section of the Church year will take place over about six weeks. Ideally, by the time we complete these lessons, the children will 'know', 'do' and 'demonstrate' some specific values and attitudes'.

You can help by encouraging your child(ren) to **know**:

- Jesus as God, as the one whom we meet in the Eucharist as the Good Shepherd and as one who is always with us
- We are sent forth with the Holy Spirit to be like Jesus
- How important it is to participate in the prayer of the Church
- To be good (moral) is to follow the example of Jesus in his relationship to God and to others

You can also help your child(ren) **do** the following:

- Speak about ways we are 'sent forth'
- Enter into the celebrations each Sunday with deeper understanding of their meaning
- Pray and translate his/her friendship with Jesus into actions

The child(ren) should be able **to demonstrate** the following values or attitudes:

- Knowledge of Jesus more through feeling than through articulated knowledge

- Appreciation of the action of the Holy Spirit
- Seeks to become more like Jesus
- Shows reverence for the Blessed Sacrament
- Tries to follow Jesus' commands in his relation to God and others

Throughout this first year you have developed some important relationships, getting to know Jesus through reflecting on the Scriptures and experiencing the life of the Church community at the Sunday Eucharist. In Year Two you will deepen these beautiful relationships in preparation for your child(ren)'s completion of the Sacraments of Initiation: Baptism, Confirmation and Eucharist. We encourage you over the next months, as a family, to continue your journey – our journey – listening, praying, discussing, sharing and anticipating our journeying together for Year Two!

We appreciate all the effort you have made to work with us in helping your child(ren) grow in the faith. We hope you have a safe and happy summer and look forward to working with you next fall.

Blessings on you and your family.

The (Church) Catechetical Team

(Name and phone contact or e-mail?)

XXXXXXX

XXXXXXX

XXXXXXX

Session One - Year One: First Gathering with Parents Only

Home is a Holy Place

You will need the following:

- A welcoming place to gather
- Name tags
- Ice breaker welcome activity
- Prayer table with cloth (liturgical colour)
- Cross
- Children's Lectionary/ Bible
- Food/drink
- Calendar to establish dates

Welcome

Gathering Prayer

Leader: **Let us take a moment of silence
here in the midst of our busy lives
in order to collect the events of today
and bring ourselves, body and soul into this gathering.**

Silence

**Friends, we now gather here as God's family.
Each of us, comes from our own household
called to live our faith in our everyday lives.
May we enter into this time now
conscious of this high calling
and open to God's voice within and among us**

All: ***Amen.***

Leader: *An adapted reading of #52 of The Pastoral Constitution on the Church in the Modern
World from the Second Vatican Council.*

***In a real sense the family is the school of life.
But in order for the household to promote this training ground,
and to flower fully, it must be filled with affection.
It must be a place of love.
The family is the place where different generations come together and help one
another to grow in wisdom and harmonize the rights of individuals with other
demands of social life; as such it constitutes the basis of society.***

Leader: The reason we began with this reading is to again remind ourselves that “home is a holy place”.

What do we mean when we say that “Home is a Holy Place?”

are not saying that all must be well for home to be holy. Holiness is not about having successful children, a tidy house, or even a very solid marriage. Nor is holiness simply about having a routine of family prayer although that helps.

What do we mean?

Holiness is about having eyes for God. It is about being ready to respond to God’s presence in ways that are generous and brave. Holiness is about seeing beneath the surface of daily events and having the courage to know that God is at work in them even if they don’t make sense to us.” (Pastoral Letter of the Archbishop of Birmingham, The Most Rev. Vincent Nichols on the Feast of the Holy Family)

I would like to share an adapted excerpt with you from a book entitled *Take Heart, Father* by Rev. William J. Bausch that clarifies what I mean.

Accordingly, years ago when I used to give the Cana Conferences to married couples, I would always remind parents that according to Jesus they have, above all the others, the best chance of salvation.

Why? Because in the famous Matthew 25 passage, Jesus gives us the only measurement for salvation – and all of them “in the world!” They are what we call today the corporal and spiritual works of mercy. The beautiful part, I reminded the parents, is that they’re built right into secular, worldly, family life. You can’t escape them even if you wanted to. Parents, in raising children, can’t avoid heaven. Feeding the hungry, giving drink to the thirsty, etc., they’re all right there in the home (not the sanctuary). So, for example, in schematic form, it works like this:

2:00 a.m. bottle – giving drink to the thirsty.

Diapering – clothing the naked.

Cough medicine to the bedroom –visiting the sick

Preparing meals – feeding the hungry

Dad, can you help me with my homework – instructing the ignorant

Mom, what’ll I wear? – counselling the doubtful

An elderly neighbour died – burying the dead.

Hearing the child’s prayer – praying for the living and the dead (endlessly).

Building self-esteem – visiting the imprisoned.

Making room for a visiting relative – sheltering the homeless

Contributing money to St. Vincent de Paul – alms to the poor

This is not a digression. The reality is that most Catholics, like most other human beings, live in world for the greater part of their lives. They don't have all the time to do what seem to be "churchy things." The Corporal Works of Mercy are kind acts that help someone with material or physical needs. The Spiritual Works of Mercy are acts of compassion that help someone with emotional or spiritual needs.

Break Into Groups

Questions:

- 1. Can any of you identify with this?**
- 2. Where else in our everyday living can we make the same kind of connections?**
(allow 15 mins.)

Gather back into the larger group.

Invite comments from the groups.

Hope fully you will hear some comments like the following:

- Home is a Holy Place because God's love is present**
- Home is a Holy Place because family relationships mirror God - in relationships**
- Home is a Holy Place because God's presence graces all of creation.**

Leader: **Seeking holiness in our homes is particularly difficult. Often it's far easier to be kind to strangers than to those with whom we live, who may have just finished off the milk, taken the last cookies or jumped the queue for the bathroom. It is far more difficult to accept the failures of those whom we love and to whom we have tried to give everything. Let us listen to the story about Jesus as a child.**

Read Luke 2: 41 – 52, The Boy Jesus in the Temple

Jesus leaves his parents, staying behind on his own in the Temple. He provokes a real family crisis. Mary and Joseph are beside themselves with anxiety. Hard words and misunderstanding between parents and youngster follow. But out of this distressing incident we know that Mary grew in her understanding, so that eventually she would stand by the cross of her Son, lovingly sharing in his sacrifice. We also read that Jesus at this young age, "went down with them to Nazareth" where "he" increased in wisdom, in stature, and in favour with God and men" (Lk 2.52). It was this that made the house of Nazareth a holy place.

Your home is a holy place. Please do keep this phrase in mind. In your home God is with you. In your family life God is inviting you to know him, love him and serve him. There, in everything that happens between you, are the opportunities to please God in all that you do. You walk the path of holiness in your kindness, patience, forbearance, in your search for fairness and peace between you; in your struggle for understanding and tolerance; in your faithfulness and honesty; in your self-sacrificing love, each time you give up something you want personally for the good of the family. Everyone in a family has their part to play, as a parent or a grandparent, as a child, or brother or sister. In all these ways God is drawing you to himself in holiness.”(Pastoral Letter of the Archbishop of Birmingham, *The Most Rev. Vincent Nichols, on the Feast of the Holy Family*)

Question:

How does this tie in to the Two Year Sacramental Journey Preparation Program?

In our Christian tradition we have a developing appreciation of the family as a community of love. Beginning in Scripture, and continuing throughout our history, an understanding of family life has evolved. In the Early Church whole households were baptized together, and the early Christian community lived as one family. We can take our cue from this evidence that an intergenerational setting was common with whole families coming to church together – Irish funerals, wakes, etc. Children become incredibly engaged in a mixed group, and often offer profound theological statements. We can learn from our children.

For those of us who had our children baptized, remember the questions that we were asked by the priest.

“You have asked to have your child baptized. In doing so, you are accepting the responsibility of training him/her in the practice of the faith? It will be your duty to bring him/her to keep God’s commandments, as Christ taught us by loving God and our neighbour.”

We all stood before God and a faith community and took on a great responsibility – to support our children in the new life of Jesus, and so began our journey in the Sacramental Life of the Church.

In the early church, new members were baptized, then anointed by the bishop and welcomed to the Eucharistic table in one great celebration of initiation during the Easter vigil.

But this practice involving the bishop soon changed to allow Baptism to be celebrated without the bishop, who came occasionally to “seal” the Baptism. Therefore the Eucharist was delayed.

In 1910 Pope Pius X, regretting that many children were deprived of the central Christian sacrament, the Eucharist, until their teenage years, invited young children to communion with only one requirement that they be able to distinguish ordinary bread from the consecrated bread at Mass.

This laudable change had one serious drawback; Confirmation as a Sacrament of Initiation was lost. Elaborate theologies then developed suggesting how Confirmation was the sacrament of maturity, etc. Not so. Confirmation celebrates the gift of the Spirit given to the Church. Look again at the Pentecost experience in Acts 2. It is only when the Spirit is given that we can celebrate any Sacrament, especially the greatest one; the breaking of the bread (Acts 2:42)

Vatican II has restored the rite of Christian Initiation of Adults, which calls for the original order of the Sacraments. Even if there is an interval between them, the same principle holds; Baptism gives us entry into the Christian life, Confirmation seals that belonging and Eucharist celebrates it, uniting us to the heavenly feast which continues forever. (Taken from, Come Join Us At the Table). [It is the parents together with their pastor, catechists and child/children who decide when a child is ready to celebrate the Sacraments.]

Comments / Questions

Closing Ritual

Prepare

- Prayer table at front;
- Symbols ready at back for procession; cross, candle, Bible, tablecloth;
- Quiet instrumental music for procession.

Assign parents to carry each symbol.

Procession

A team member lights the candle and dims the lights, if possible; will play soft background music when the procession begins.

Opening Prayer

Presider: **In the name of the Father+
and of the Son,
and of the Holy Spirit.**

All: **Amen.**

Presider: Let us pray for the gift of God's Spirit as we begin this special journey with our children.

Silence

Loving God, you have gathered us together this evening/morning, parents and catechists and friends of the children who are preparing for the Sacraments of (Baptism) Confirmation and Eucharist.

We ask you to bless each child and each family in a special way at this important time of their lives.

We ask you to bless these symbols as they help us remember that you are with us.

*A parent spreads the **cloth** on the table.*

May this table be a sign that we are all one family sharing our life together.

*The candle bearer holds the **candle** high and, following the prayer below, places the candle on the table.*

May this candle remind us that Jesus, our Light, shows us the way to you.

*The cross bearer holds the **cross** high.*

May this cross always be a sign to us of your great love.

*The book bearer holds the **Lectionary** (or **Bible**) high.*

May your Word be rich food for our minds and hearts.

We ask this through Jesus, your son and our brother, Christ our Lord.

All: **Amen.**

The Word of God

Acclamation: A Team leader leads the group in the **Listen** song (Listen with Your Heart, Christopher Walker)

Listen with your heart (action: point to ears then place hands crossed over heart)

Listen to the Good News (action: point to ears and hold out palms of hands)

Hear what God is saying (action: point to ears and point to sky)

To you and me. (action: point to each other and yourself).

(Repeat)

Reading: Gospel of Mark 10: 13-16

Reflection: *(a suggestion)*

We reflect a little tonight about that special day when you first brought your child to Jesus. Baptism is sometimes called the “embrace of God.”

Once again you are bringing your child to Jesus. You are eager to have your child nourished with the bread of life- Jesus’ own life. And once again Jesus opens his arms wide to welcome your child(ren). He calls each of them by name – welcomes each of them in a special way.

Ritual Action

The candle is passed around and parents are invited to say their child’s name aloud as they look at the flame – bring their son(s) or/and daughter(s) to Jesus again to be hugged and blessed. All pray quietly for each child.

Closing Prayer

Leader: **Loving God,
we thank you for these children
whom you have given to us.
As we return to our homes tonight,
we ask you to strengthen us with the
Spirit of your Son
so that we may be faithful companions to our children
as they journey towards your holy table.
We ask this through Jesus Christ our Lord.**

All: ***Amen.***

YEAR ONE

FALL SACRAMENTAL PREPARATION PROGRAM



September to December
Year B/Year C

Developed by the Bishop's Advisory Committee
for Children's Catechesis



Year B

25th Sunday in Ordinary Time

The Mosaic Cross

26th Sunday in Ordinary Time

Called by Name

27th Sunday in Ordinary Time

Rite of Enrolment

28th Sunday in Ordinary Time

Thanksgiving Weekend

29th Sunday in Ordinary Time

30th Sunday in Ordinary Time

All Saints

32nd Sunday in Ordinary Time

33rd Sunday in Ordinary Time

Feast of Christ the King

Year C

1st Sunday of Advent

2nd Sunday of Advent

Feast of the Immaculate Conception)

3rd Sunday of Advent

4th Sunday of Advent

Holy Family

**Please note: For those who may wish to start on Week Two in September we have included an extra lesson for that Sunday, which is the 24th Sunday in Ordinary Time*

24th Sunday in Ordinary Time (Year B) (Green Cloth)



Welcome: "Good morning boys & girls. Welcome!"

Announcements: Make any necessary announcements before the liturgy begins.

Candle/Book: Child to process with the candle and parent with the Book

Sign of the Cross: Lead the children into performing the Sign of the Cross

First Reading: "This is a reading from a letter by St. James." (*Readings can be done by a parent*)
The Sunday Book of Readings Adapted for Children, p. 114
"The Word of the Lord."
Children: "Thanks be to God."

Responsorial Psalm: **Children's Response:** "All living things look to you to help them, Lord!"
Verse 1: "When we are hungry, you give us food..."
Verse 2: "Each day you give us all that we need..."
Verse 3: "Your hand is open with gifts for all..."
Verse 4: "I will sing your praises and bless your name...."

Alleluia: Sing the Alleluia together

Gospel: "This is a reading from the Gospel of Mark."

Children: "Glory to you, Lord." (*Three crosses - Lord be in my thoughts, in my words, and in my heart*)

The Sunday Book of Readings Adapted for Children, p. 116

"The Gospel of the Lord."

Children: "Praise to you, Lord Jesus Christ."

Dialogue: "Who can share what they heard St. James teaching us about in the first reading?" (**share** - loving our neighbour, classmates and others that we know or meet, means helping them, doing good things for them.) "What does God want us to do to help others?" (**share** - give examples of adults helping the poor, the hungry, the sick, all those in need. We all can use our hands and feet to help those in need. We help in these ways because we believe in God, who gives good things

to us.)

"In today's Gospel, Jesus says that his disciples, "may not have everything the way they want it," What does Jesus mean when he says this; how can this help others? (**share** - we help others when we share what we have with them: sharing our food with those who don't have enough, spending our time with those who are sick, doing things for those who can't help themselves.) "What does Jesus mean when he says "accept the cross and follow me"? (**share** - guide the children to understand that in helping, sharing, and being thoughtful towards others we are accepting to live like Jesus lived. And Jesus promises that those who do this will live forever.) "What is something you could do to help someone at home?" (**share**) "What could you do to help someone at school?" (**share**) Another way we can help others is to pray for them. We can do this quietly without them even knowing it. Who could we pray for?" (**share** - parents, siblings, relatives, friends, etc.)

"This week try to do something for someone that is caring and helpful as Jesus teaches us."

Intentions:



"Let us pray: (*The intentions can be read by the children*)

Help us to be kind to others, we pray to the Lord.

Children: "Lord, hear our prayer."

Help us to share what we have with others, we pray to the Lord.

Children: "Lord, hear our prayer."

encourage the children to share their own intentions

Hymn:

Choose from *Catholic Book of Worship III*, your parish hymnal, or other sourced song book. Be sure it is related to the theme of today.

Closing:

Remember to pick up the Home Assignment and select readers for the following week



Name: _____

Date: _____

24th Sunday in Ordinary Time (Year B)

Home Assignment



1. Jesus showed he cared about people by the ways he helped them. What are some ways we can show we care about others?

2. Jesus is happy when we care for others. What two things could you do this week that would give help to someone?

3. Draw a picture of yourself doing something thoughtful for someone who needs help at home or at your school.



25th Sunday in Ordinary Time (Year B) (Green Cloth)



Welcome: "Good morning boys & girls. Welcome!"

Announcements: Make any necessary announcements before the liturgy begins.

Candle/Book: Child to process with the candle and parent with the Book

Sign of the Cross: Lead the children into performing the Sign of the Cross

First Reading: "This is a reading from a letter by St. James." (*Readings can be done by a parent*)

The Sunday Book of Readings Adapted for Children, p. 114

"The Word of the Lord."

Children: "Thanks be to God."

Responsorial Psalm: **Children's Response:** "Show me your ways, O Lord. Teach me your paths."

Verse 1: "You show me when I have sinned..."

Verse 2: "My Saviour I hope in you..."

Verse 3: "O lead me in ways of truth..."

Alleluia: Sing the Alleluia together

Gospel: "This is a reading from the Gospel of Mark."

Children: "Glory to you, Lord." (*Three crosses - Lord be in my thoughts, in my words, and in my heart*)

The Sunday Book of Readings Adapted for Children, p. 118

"The Gospel of the Lord."

Children: "Praise to you, Lord Jesus Christ."

Dialogue: "Who can share what they heard St. James teaching us in the first reading about how to live our lives?" (**share** - people who live by God's ways, "God's wisdom," are honest, kind, gentle, forgiving, peaceful, and they are **peacemakers**.) "When we don't live by God's ways what happens?" (**share** - people only think about themselves, they argue, they fight, they get jealous and are selfish.)



"In today's Gospel, what did Jesus' disciples **say** when he asked them what they were talking about on the way home? (**share** - they said nothing!) "What were they talking about?" (**share** - they were talking about which one of Jesus' disciples was the most important one.) "Was this a nice way to be talking – arguing about who was the most important disciple? (**share** - no they were jealous, and being selfish) "What did Jesus do next?" (**share** - he didn't scold them, he asked them to sit down so he could explain what they were doing wrong. He told them if they wanted to be the best, then treating others well is the best way to act.) "Do you agree with St. James...when we don't get what we want, we are jealous, and so we fight and argue because we are being selfish? (**share** - It is not bad at to **feel** selfish, that happens, but how we **act** is important. God will help us when we feel jealous, God understands.) "What is something you could do when you feel jealous of someone?" (**share** - ask God to help you be like a little child who is gentle and loving; share what you are feeling with a parent or a teacher; and remember St. James' words "Stay near to God and God will stay near to you".) "What could you do to help someone at school?" (**share**) Another way we can help others is to pray for them. We can do this quietly without them even knowing it. Who could we pray for?" (**share** - parents, siblings, relatives, friends, etc.)

"This week try to do something for someone that is caring and helpful as Jesus teaches us. And if you should feel jealous, ask God's help, and speak to an adult."

Intentions:



"Let us pray: (*The intentions can be read by the children*)

Help us to be kind to others, we pray to the Lord.

Children: "Lord, hear our prayer."

Help us to share what we have with others, we pray to the Lord.

Children: "Lord, hear our prayer."

encourage the children to share their own intentions

Hymn:

Choose from *Catholic Book of Worship III*, your parish hymnal, or other sourced song book. Be sure it is related to the theme of today.

Closing:

Remember to pick up the Home Assignment and select readers for the following week



Name: _____

Date: _____

25th Sunday in Ordinary Time (Year B)

Home Assignment



1. When we are selfish we can feel jealous, and this can cause arguments and fights. Jesus understands that we all feel jealous at times, but wants us to act with honesty, being kind gentle and forgiving. What can you do if you feel jealous of someone?

2. St. James tell us, "Stay near to God and God will stay near to you". What things could you do this week that would help you to "Stay near to God"?

3. Draw a picture of yourself asking God to help you be kind and forgiving.



Session - Two Year One: First Part of the Rite of Baptism

Signing of the Children with the Cross

Making a Mosaic Cross:

- You will need to know the exact number of children preparing to celebrate the sacraments.
- Cut out a large cross from brown paper or cardboard. Make sure that it is at least 70 cm (28 inches) long and 15 cm (6 inches) wide.
- Place two 70 cm x 55 cm (28 inch x22 inch) piece of construction paper one on top of the other.
- Trace the shape of the cross onto the top sheet, pressing down heavily to leave an impression on the bottom sheet.
- Pressing heavily, mark off as many shapes as the total number in (1) so that the inside of the cross resembles a large puzzle.
- Separate the sheets. If the impression of the shapes on the bottom paper is not too clear, trace over these shapes and add similar shapes to the rest of the paper to give the appearance of a large puzzle.
- Number each piece of the cross on the bottom sheet, and lightly pencil these same numbers on the fronts of the corresponding pieces of the cross on the top sheet.
- Cut out the pieces of the cross from the top sheet only. You might wish to trace these onto coloured fabric or felt.

Using material: make sure that it is at least 70 cm (28 inches) long and 15 cm (6 inches) wide, you may want to outline a large cross with zig-zag stitching. Using different colour felts, cut enough pieces to fit the cross using the above directions. It is best to use different cuts so that no two pieces are the same.

Prior to this session you will need to have the mosaic cross ready for assembly. All the pieces need to be cut for decoration . Make sure you keep a master plan of the cross, so that it can be assembled correctly.

Other materials needed:

Name tags
Glitter glue
Felts
Masking tape
Felt markers

Refreshments
Handout for families

Welcome / Introductions

Gathering prayer

***Dear God,
Bless this time we will spend together.
Help us to come to know You better.***

Our Father

Evaluate the parish celebration(s) with the children and their parents. How did they feel when they were called by name?

- Invite each child to take a piece of the cross and decorate it.
- while this is happening tell parents to write the name of their child on the masking tape and attach it to their hand. The children are not to see this until later in the session.

Once the cross is assembled:

share how it takes us all to make the cross -
the cross illustrates our unity as one family, the family of Christians.
we are all different, unique.

We treasure the cross because it is a sign not only of the death of Jesus but also of his resurrection. In the cross (demonstrate how much God' loves us a hug). A long time ago, Christians saw the cross as such a great treasure that they would cover it with precious jewels or make crosses out of jewels. Each one of you (family) is like a precious jewel on the cross.

Remembering Baptism:

Question to the children:

"Do you know when you were marked by the sign of the cross for the very first time?

When your parents brought you to the Church to be baptized, your parents and godparents were met at the church door and asked "what name do you give your child?

Next the priest asks what the parents want for this child and they answer: "Baptism".

The priest then tells them how they must help their child learn to be a friend and follower of Jesus, and he asks the godparents and the faith community if they will help.

Then there is a special moment. The priest says the baby's name _____, the Christian community welcomes you with great joy!" He traces the sign of the cross on your forehead and says "I claim you for Christ..." You are marked as a Christian and you belong to the Lord Jesus. He invites parents, godparents, brothers and sisters to do the same. The priest says our name many times during the rite of baptism

Celebration

We will now move to the place set aside for our ritual catechesis.

Ritual Experience

PROCESSION (Come)

A team member gathers those selected for the procession and invites them to go to the back of the room where they will be given the objects that they will carry in the procession. The procession gathers around the prayer table so as not to block people's view. Soft music will be playing while the procession takes place.

Presider: **In the name of the Father +
and of the son
and of the Holy Spirit.**

All: **AMEN**

Presider: **Let us pray for the gift of God's Spirit
as together we begin our journey
to the table of the Lord.**

**Loving God,
you gather us to celebrate and to give thanks that you
have called us by name.
Bless these symbols
as they help us remember
that you are with us.**

One child spreads the cloth on the table
**May this table be a sign that we are all one family
sharing our life together.**

The candle bearer holds the candle high, and after the prayer below places the candle on the table.
May this candle remind us that Jesus, our light, shows the way to you.

The cross bearer holds the cross high and, after the prayer below, places the cross on the table.

May this cross always be a sign to us of your great love.

The book bearer holds the Lectionary (Bible) high and, after the prayer below, places the book on the table.

May the word be rich food for our minds and hearts.

This we ask through your Son, Jesus our Lord.

R/ AMEN

THE WORD OF GOD (LISTEN)

Presider: ***Now we will listen to a story from the book of God's word about a child whom God called by name.***

A Team leader leads the group in a "Listen" song

(actions)

Listen with your heart

Listen to the Good News

Hear what God is saying to you and me.

(repeat)

Proclaimer of the Word: 1 Samuel 3: 1-11
The word of the Lord

All: ***Thanks be to God.***

Option 1.

Presider: To engage the children even more in the story, he/she indicates that he/she will read it again.
This time, let's imagine that God is calling you by name.
Everyone can call out
"Here I am"
When God says
'Samuel, Samuel.'
The third time you can respond,
"Speak, Lord, I'm listening."

Catechist 2

Invites each family or group of families to talk about the story using the following questions:

- What did you hear in this story?
- What did Samuel learn? [God was calling him by name]
- How are we like Samuel? When are we called by name?
- What did Samuel say to the voice in the night? ["Speak to me, Lord, I'm listening."]
- What is God inviting you to do this week? Or, how can you say "Yes" to God's call?

(In these or similar words)

I want to tell you now about another friend of God, who, like Samuel, learned to listen to God. His name is Isaiah.

(The catechist opens the Bible)

One day Isaiah heard the voice of the Lord saying, "Whom shall I send, and who will go for us?" And Isaiah answered, "Here I am; send me! (Is. 6:8)

He was ready, like Samuel, to hear God's call and bring God's word to the people.

Once when the people were very sad and discouraged and wondered if God had forgotten them, this is what Isaiah heard:

"Can a woman forget the baby at her breast? Even if a mother could forget, I will never forget you. I have carved you on the palms of my hands" (Is. 49: 15, 16)

Invite parents to form a large circle around the room while the children remain in their places. Then ask the parents from left to right, to read what they have written on their hands. After all the names have been called, invite the children to go to their parents and see their names. Then both children and parents return to their seats.

THE CALL (DO)

Presider: As God called Samuel and Isaiah,. So God calls each one of us to become full members of our Christian community. Your parents and teachers believe you are ready for the next step.
Yes, you are invited to join everyone at the Lord 's Table.
Are you ready to say the words of Samuel, "Here I am!"?

Invites each child forward with their parents, who place their hands on the child's head or shoulder:

Presider:

Clasps hands of child and says:

N _____, in Jesus' name, I call you to become a full member of God's holy people.

Child: ***Here I Am!***

Presider: (after all have answered)

You have answered God's call.

You too can say, Speak, Lord, I'm listening!"

Go now and continue to hear God's voice and to say "Yes" with love.

REFRESHMENTS

Reflecting on the Celebration

Catechist: *invites the group to reflect together on the following:*

- What did you like especially about tonight?
- What did you learn about God?
- Why do you think your name is so important?
- How do we have listening hearts?

We shared food that nourished our bodies. Was there anything that nourished our hearts?

Remind the group that God calls each one of us every day to live as faithful followers and friends of Jesus. A prayer that will help us to have listening hearts is the prayer of Samuel "Speak, Lord, I'm listening."

CONTINUING THE JOURNEY AT HOME

Work together on "My baptism story" and have it completed for our next session.

Ask everyone to leave their name tags in the basket.

BLESSING

26th Sunday in Ordinary Time (Year B)
(Green Cloth)



Welcome: "Good morning boys & girls. Welcome!"

Announcements: Make any necessary announcements before the liturgy begins.

Candle/Book: Child to process with the candle and parent with the Book

Sign of the Cross: Lead the children into performing the Sign of the Cross

First Reading: "This is a reading from the book of Numbers." (*Readings can be done by a parent*)
The Sunday Book of Readings Adapted for Children, p. 120
"The Word of the Lord."
Children: "Thanks be to God."

Responsorial Psalm: **Children's Response:** "Jesus, may I please you on this day."
Verse 1: "In all that I think or say..."
Verse 2: "In whatever I do and whenever I play..."
Verse 3: "Wherever I go and wherever I stay..."

Alleluia: Sing the Alleluia together

Gospel: "This is a reading from the Gospel of Mark."

Children: "Glory to you, Lord." (*Three crosses - Lord be in my thoughts, in my words, and in my heart*)

The Sunday Book of Readings Adapted for Children, p. 121

"The Gospel of the Lord."

Children: "Praise to you, Lord Jesus Christ."

Dialogue: "The readings this month have all been about how we behave. Today's readings are about people who do things in the name of Jesus."

"Who do you know that talks about Jesus?" (*share* - parents, grandparents, priests, liturgy leaders, maybe teachers, etc.)



"In the first reading, Joshua wanted Moses to stop others from talking about God. But Moses said that everyone should be allowed to talk about God and share their beliefs with others."

"In today's Gospel, John was worried that the actions of the man curing the sick might not please Jesus. Although the man was a follower of Jesus and cured people using Jesus' name, the friends of Jesus did not know him. So John tried to stop the man from what he was doing. As believers in Jesus, we try to live like Jesus. This man was also a believer in Jesus and he tried to help people who were sick. Jesus saw that the man was kind and helpful. Jesus teaches us to be caring and helpful to others. What is something you could do to help someone at home?" (share) "What could you do to help someone at school?" (share) Another way we can help others is to pray for them. We can do this quietly without them even knowing it. Who could we pray for?" (share - parents, siblings, relatives, friends, etc.)

"This week try to do something for someone that is caring and helpful as Jesus teaches us."

Intentions:



"Let us pray: *(The intentions can be read by the children)*

To help us be kind to others, we pray to the Lord.

Children: "Lord, hear our prayer."

To appreciate others for being kind to us, we pray to the Lord.

Children: "Lord, hear our prayer."

encourage the children to share their own intentions

Hymn:

Choose from *Catholic Book of Worship III*, your parish hymnal, or other sourced song book. Be sure it is related to the theme of today.

Closing:

Remember to pick up the Home Assignment and select readers for the following week



Name: _____

Date: _____


26th Sunday in Ordinary Time (Year B)

Home Assignment



1. What two things do you know about Jesus that you could share with others?

2. What are two questions you have about Jesus or his life that you would ask a priest, or your parents, or someone else who believes in Jesus?

3. Draw a picture of someone speaking about Jesus to a crowd of people.
Draw a speech bubble  and write what you think the person would say.



Session Three – Year One: Called by Name

“I Am Special”

Catechist Reflection:

God loves each of us from the moment of our life begins. In God we find a caring presence. God never fails to love, never fails to see the good in us. In relationship to God, we come to see ourselves as people who are loved and who are good.

God is the initiator of love. Love is God’s gift to us. We do not need to understand, to prove, to earn it; we merely need to accept this unconditional gift.

Throughout our lives – even as adults – we search for a sense of ourselves. We look for ways to understand who we are and to know ourselves as accepted and good.

*Our children are bombarded with many messages that tell them they are never good enough. The world around them says, “You can never be too rich, too powerful, too smart, too attractive” What they **hear** is “You can never be good enough.”*

In God’s love, we experience a very different message. In Scripture, and throughout history, God has shown us a love that does not demand that we be “good enough.” Rather, God loves us freely and in full knowledge of who we are - good and not-so-good.

It is no mistake that we are creatures who live “in relationship.” It is in and through personal relationships that we come to experience God’s love for us. As we accept and love one another, we begin to bring to light the God who is always with us.

GOALS

- Lead the children to the understanding that they are special and loved by God.
- Help them remember that they were called by name at their baptism
- The importance of our name

You will need the following:

- A welcoming place to gather
- Name tags
- Prayer Table with cloth (liturgical colour) – cross reference
- Processional Cross
- Lectionary
- Candle(s)

- 4 x 6 inch pieces of card stock
- Colour pencils, markers, pencils, glitter and glue

Welcome/ Introductions

Opening Prayer

We praise you, loving God,

For your Word Jesus Christ.

Give us your Holy Spirit

to listen to your Word with our ears,

to treasure it with our hearts

and to live it with our lives.

We ask you this through your Word Jesus Christ

who lives and reigns with you in the unity of the Holy Spirit,

One God forever and ever. AMEN

Leader: Revisit last week's gathering. Take time to hear their baptism stories.

Make the Connection between The Cross and being Called By Name

Remember last week when we heard the story of Samuel and how he responded to God calling him. Does anyone remember how Samuel answered God's call?

At our birth, our parents gave us a special name.

The first question that comes up at Baptism is "What name do you give your child?" Isn't it wonderful to think that the name our parents gave us is the one God uses too!

Next the priest asks what the parents want for this child, and they answer:
Baptism

The priest then tells them how they must help their child learn to be a friend and a follower of Jesus, and he asks the godparents and the faith community if they will help.

Then there is a special moment. The priest called us by name and said "the Christian Community welcomes you with great joy. He traces the sign of the Cross on our foreheads and said "I claim you for Christ". We became members of God's Family

Ritual Experience

PROCESSION (Come)

A team member gathers those selected for the procession and invites them to go to the back of the room where they will be given the objects that they will carry in the procession. The procession gathers around the prayer table so as not to block people's view.

Soft music will be playing while the procession takes place.

Presider: **In the name of the Father +
and of the son
and of the Holy Spirit.**

All: **AMEN**

Presider: **Let us pray for the gift of God's Spirit
as together we begin our journey
to the table of the Lord.**

**Loving God,
you gather us to celebrate and to give thanks that you
have called us by name.
Bless these symbols
as they help us remember
that you are with us.**

One child spreads the cloth on the table

**May this table be a sign that we are all one family
sharing our life together.**

The cross bearer holds the cross high and, after the prayer below, places the cross on the table.

May this cross always be a sign to us of your great love.

The book bearer holds the Lectionary (Bible) high and, after the prayer below, places the book on the table.

May the word be rich food for our minds and hearts.

This we ask through your Son, Jesus our Lord. R/ AMEN

THE WORD OF GOD (LISTEN)

Presider: ***Now we will listen to a story from the book of God's
word about a child whom God called by name.***

Responsorial Psalm: (sung)

Here are two suggestions: ***“Listen With Your Heart”***

(actions)

Listen with your heart

Listen to the Good News

Hear what God is saying to you and me.

(repeat)

Or

“God we come to worship you

Open our hearts to listen to you,

Open our hearts to listen to you.”

(both pieces comes from Christopher Walker Liturgies for Children)

Gospel: Reading from the Gospel of Mark.9: 38-41

Reflection on the Gospel – Jesus teaches us that he wants everyone to do good. We are all part of the same group or family if we belong to Christ. The Holy Spirit may act in and through anyone.

Or from the Gospel of John: 1 John: 1-4

Reflection on the Gospel: -John wants to share with us his joy in having seen and heard and touched Jesus, the Word of Life.

The Parish Community will hand on the “Good News” for the same reason as John.

Refreshments

MAKING A NAME CARD

- ***Invite the children to decorate their name cards with a symbol of themselves or perhaps of the meaning of their name. e.g.***

K- ind

E-everyone loves me

V-aluable

I-Irish

N-ice

- ***These name cards will be used during the Rite of Enrolment the following weekend.***

The importance of our Name

- How would you feel if people never called you by your name but just said “Hey You....
- Scripturally, a name is not only what the person is called but also who the person is - the special meaning of that person. Our name sets us apart from everyone else.

The following weekend ***THE RITE OF ENROLLMENT AND PRESENTATION OF BIBLES*** will be celebrated during Mass. This rite takes place after the homily. (The Rite is enclosed)

You may want to rehearse the Rite with the children and their parents.

Presider:

Closing Prayer:

**Through the gift of your Spirit, loving God,
the early followers of Jesus
proclaimed the joy of the Good News to people everywhere.
Give us that same joy and help us to share it with all people.
We ask this through Jesus Christ who lives and reigns with you in the
unity of the Holy Spirit, One God for ever and ever. AMEN.**

Family Activity:

Children, you may want to ask your parents why they choose the name you have. I am quite sure there are some special stories to share.

Does your family have a group of stories that are told and retold at family gatherings? If so, share one or more at a family meal along with what you think the story tells people about the family.

What would happen if that story never got told again, if it were forgotten?

When we forget the stories we forget the important aspects of who we are as a person or as a family. Make the parallel with Scriptures. Without these stories we forget we are the people of God.

27th Sunday in Ordinary Time (Year B)

(Green Cloth)



Welcome: "Good morning boys & girls. Welcome!"

Announcements: Make any necessary announcements before the liturgy begins.

Candles: Select one child to help light the candles.

Song: *Open Our Hearts* (by Christopher Walker)

Sign of the Cross: Lead the children in making the Sign of the Cross.

First Reading: "This is a reading from the book of Genesis." (*Readings may be proclaimed by a parent*)

The Sunday Book of Readings Adapted for Children, p. 122

"The Word of the Lord."

Children: "Thanks be to God."

Responsorial Psalm: **Children's Response:** "As long as I live I will praise you, God."
Verse 1: "I praise you, God, for all you do for all my life."
Verse 2: "Many are your works, O God, in wisdom you have made them all."
Verse 3: "O God, may all I think please you. I sing and find my joy in you." (*Pause in silence for a moment*)

Alleluia: Sing the Alleluia together.



Gospel: "This is a reading from the Gospel of Mark."

Children: "Glory to you, Lord." (*Three crosses - Lord be in my thoughts, in my words, and in my heart*)

The Sunday Book of Readings Adapted for Children, p. 123

"The Gospel of the Lord."

Children: "Praise to you, Lord Jesus Christ."

Dialogue: "The readings today focus on the family. We all belong to the family of God, but we also have our families at home." "The first reading describes how God created woman. God had created man, we usually call him Adam. Why do you think God created a partner for Adam?" (*share* - Adam was lonely, Adam needed someone to share things with,

etc.) This reading also explains why men and women leave their parents and get married."

"Today's Gospel is also about the family. Parents were bringing their children to Jesus. What did the parents want Jesus to do?" (**share** - bless their children) "What did the disciples, the friends of Jesus, say to the parents?" (**share** - 'go away') "Why do you think Jesus' friends said this?" (**share** - because Jesus was tired) "But what did Jesus say to the parents?" (**share** - 'do not send them away') "Jesus always wanted to see the children. Usually people tell children to 'grow up'. Grown-ups want children to be more responsible or to behave better. Have you ever been told to act a little bit older or more grown-up?" (**share**) "But today we hear Jesus tell grown-ups to act like children in their hearts. Jesus sees something in the hearts of children that's important and precious. What do you think Jesus sees in the hearts of children? Why do you think Jesus thinks children are special?" (**share** - children are willing to learn, are kind, want to help others, forgive quickly, trust others, etc.) "Jesus wants grown-ups to remember that children are very special. Jesus blesses the children and truly does love the little children."

"Family is very important to us and it is very important to Jesus. As children, you are very special members of your family. This week, try to remember your importance as a member of the family of God and of your own family."

Intentions:



"Let us pray: (*The intentions may be read by the children*)

For all the children in the world, we pray to the Lord.

Children: "Lord, hear our prayer."

For all the adults who take care of children, we pray to the Lord.

Children: "Lord, hear our prayer."

Encourage the children to share their own intentions

Hymn:

Choose from *Catholic Book of Worship III*, your parish hymnal, or other sourced song book. Be sure it is related to the theme of today.

Closing:

Discuss the Home Assignment and select readers for the following week; all parents should be encouraged to read next week's readings with their children.




Name: _____

Date: _____

27th Sunday in Ordinary Time (Year B)

Home Assignment



1. We all have a responsibility as part of a family. What do you think is the main 'job' of each member of your family?

Parent: _____

You: _____

Another Member: _____

2. In the Gospel, Jesus told the grown-ups to act like children in their hearts. How do you think grown-ups should act?

3. Draw a picture of your immediate family. Include all family members... even your pets.



RITE OF ENROLLMENT and PRESENTATION OF BIBLES

Needed for this Rite:

- A large tray
- A small table covered with a cloth in the Liturgical color placed in front of the altar.

Greeting:

Presider: This evening/morning, I welcome on your behalf, the children from our parish who have gathered with us in a formal way to be enrolled as candidates preparing for the Sacraments of Baptism, and/or Confirmation and First Communion.

Rite of Enrollment

Presider: **(Invites the congregation to be seated and moves to the bottom step, center aisle.)**

Presider: **INVITES THE PARENTS AND CHILDREN WHO ARE PREPARING FOR THE SACRAMENTS TO STAND**

Parents, is it your desire to present your children for the Sacraments of Baptism, and/or Confirmation and First Communion?

Parents: It is.

Presider: Are you willing to continue the responsibility of fostering the faith of your child?

Parents: I am.

Presider: Children, your parents will present you to our faith community for their prayers and support, as you begin your preparation for the Sacraments of Baptism, Confirmation and First Communion. Do you want to receive these Sacraments?

Children: We do.

Presider: Will you listen to the Word of God, pray and learn as best you can?

Children: We will.

Presider: Will you continue to take part in this faith community's life of prayer and service?

Children: We will.

Presider: People of (name) Community, these children and their parents have expressed their intentions.
Are you willing to support them in prayer by your own Christian witness and example?

All: We are.

Presider: Children, the Church welcomes you with great joy into a time of preparation for the Sacraments of Baptism, and/or Confirmation and First Communion. Now you must let the whole Church know that you have heard God calling you and that you want to follow Jesus. You will now be called by name to come forth with your parent or sponsor.

(A catechist or altar server will join the Presider holding the tray on which the names of the children will be placed)

Catechist: **Will call each child by name. Child will respond "Here I Am". Parent/sponsor will come forward with their child and present them to the Presider. The child will hand their name to the Presider who will then place it on the tray.**

Handing on the Book of God's Word

Presider: With bible, will touch the students head, lips and breast while saying), (name) receive from the Church the Good News of Jesus Christ. May it touch your mind, your lips and your heart.

Child: AMEN.

Prayers of the Faithful (Optional)

Presider: The God who loves us and calls us by name is always with us to
 hear our prayers. With one heart,
 Let us pray together to the Lord.

1. For the Gospel, which tells us how Jesus speaks to us, calls us and gives us life.

Response: We thank you God.

2. For the Church, who treasures and hands on to us the Good News of Jesus.

Response: We thank you God.

3. For our families, who pass on to us our faith.

Response: We thank you God.

Presider: Through the gift of your Spirit, loving God, the early followers of
 Jesus proclaimed the joy of the Good News to people everywhere.
 Give us that same joy and help us to share it with all people. We
 ask this through Jesus Christ who lives and reigns with you in the
 unity of the Holy Spirit one God forever and ever.

All: AMEN

28th Sunday in Ordinary Time (Year B) (Green Cloth)



Welcome: "Good morning boys & girls. Welcome!"

Announcements: Make any necessary announcements before the liturgy begins.

Candles: Select one child to help light the candles.

Song: *Open Our Hearts* (by Christopher Walker)

Sign of the Cross: Lead the children in making the Sign of the Cross.

First Reading: "This is a reading from the book of Wisdom." (*Readings may be proclaimed by a parent*)

The Sunday Book of Readings Adapted for Children, p. 124

"The Word of the Lord."

Children: "Thanks be to God."

Responsorial Psalm: **Children's Response:** "Fill us with your gift of love. Help us find our joy in you."
Verse 1: "God, our God everlasting, may our hearts always turn to you."
Verse 2: "God, our God everlasting, bless the work that we do today."
Verse 3: "God, our God everlasting, help us know what to do today."
(*Pause in silence for a moment*)

Alleluia: Sing the Alleluia together.

Gospel: "This is a reading from the Gospel of Mark."

Children: "Glory to you, Lord." (*Three crosses - Lord be in my thoughts, in my words, and in my heart*)

The Sunday Book of Readings Adapted for Children, p. 124-125

"The Gospel of the Lord."

Children: "Praise to you, Lord Jesus Christ."

Dialogue: "The readings today focus on the choice we have to make between riches and God (or Jesus)."



“In the first reading, Wisdom is desired more than ‘all the riches I could have’. Wisdom, in this case, stands for God and the knowledge we have about God. What do you know about God?” (share) “Our relationship with God should be more important than anything else.”

“The rich man in today’s Gospel story had everything money could buy. He came to Jesus. Do you remember what question he asked?” (share - ‘what do I have to do to get to heaven?’) “Jesus told him to keep the commandments of God, to love others and treat them well. Then Jesus told him to give away everything that he had and follow Jesus. The man didn’t want to do that because he loved his money more than God and Jesus. Jesus said ‘it is easier for a camel to get through the eye of a needle than for a rich person to enter the kingdom of God. Jesus did NOT say that rich people aren’t going to heaven. Jesus does not want us to hold onto things, letting possessions come between God and us. The rich man cared more about what he owned than being a follower of Jesus. As children, Jesus does not want you to give everything away, but you could share with others. What things do you have that you could share?” (share) “Who could you share your toys, games, etc. with?” (share) “We should always try to think of Jesus and what would make him happy, rather than just trying to always make ourselves happy. This week, try to make someone else happy by sharing something with them.”

Intentions:



“Let us pray: *(The intentions may be read by the children)*

That we remember to share and help others, we pray to the Lord.

Children: “Lord, hear our prayer.”

For those who have to beg for what they need, we pray to the Lord.

Children: “Lord, hear our prayer.”

Encourage the children to share their own intentions

Hymn:

Choose from *Catholic Book of Worship III*, your parish hymnal, or other sourced song book. Be sure it is related to the theme of today.

Closing:

Discuss the Home Assignment and select readers for the following week; all parents should be encouraged to read next week’s readings with their children.



Name: _____

Date: _____

28th Sunday in Ordinary Time (Year B)

Home Assignment



1. List three of your favourite possessions and explain why each one is important to you.

1. _____

2. _____

3. _____

2. If you had to give up one of the favourite possessions you listed above, which one would you give up? Explain why.

3. Draw pictures of your favourite possessions. Draw a star above the one that is most special to you.



29th Sunday in Ordinary Time (Year B) (Green Cloth)



Welcome: "Good morning boys & girls. Welcome!"

Announcements: Make any necessary announcements before the liturgy begins.

Candles: Select one child to help light the candles.

Song: *Open Our Hearts* (by Christopher Walker)

Sign of the Cross: Lead the children in making the Sign of the Cross.

First Reading: "This is a reading from the prophet Isaiah." (*Readings may be proclaimed by a parent*)

The Sunday Book of Readings Adapted for Children, p. 126

"The Word of the Lord."

Children: "Thanks be to God."

Responsorial Psalm: **Children's Response:** "Have mercy, God. I trust in you for my safety!"
Verse 1: "You are my light, my Saviour; with your help I shall not be afraid."
Verse 2: "When it is dark around me, nothing takes me away from your love." (*Pause in silence for a moment*)

Alleluia: Sing the Alleluia together.



Gospel: "This is a reading from the Gospel of Mark."

Children: "Glory to you, Lord." (*Three crosses - Lord be in my thoughts, in my words, and in my heart*)

The Sunday Book of Readings Adapted for Children, p. 127

"The Gospel of the Lord."

Children: "Praise to you, Lord Jesus Christ."

Dialogue: "The readings today focus on serving others."

"In the first reading, the prophet Isaiah talks about a servant doing things for others. Isaiah says that the servant will be doing what God wants him to do. How do you think God wants people to

behave?" (**share** - be kind, share, help others, etc.) "How could you 'serve' others in your family?" (**share** - do dishes, clean your room)

"We all want to be the best at something. What do you want to be the best at?" (**share** - sports? dance? school?) "It's okay to want to be great at that, but not all of us will grow up to be great hockey players or dancers. Today in the Gospel, Jesus shows us a way to be truly great. Do you remember what Jesus said?" (**share** - 'if you want to be truly great, you must serve others') "Loving and serving others is God's way to greatness. Serving means to help. How can we help others each day?" (**share** - behave, do chores, help family members, etc.) "And you know what? You can help others and still become hockey players and dancers. Some people even choose to help others full-time and get jobs doing that. Can you think of any jobs where people help others?" (**share** - fire fighters, police officers, doctors, nurses, priests, etc.) "Even dancers and hockey players help others by making them feel good and bringing enjoyment to them."

"No matter what you decide to be when you grow up, for right now Jesus wants you to become great by loving and serving others at home and at school. Try to do something special this week for someone else."

Intentions:



"Let us pray: (*The intentions may be read by the children*)

That we treat others with love and concern, we pray to the Lord.

Children: "Lord, hear our prayer."

That we help people who are shy, we pray to the Lord.

Children: "Lord, hear our prayer."

Encourage the children to share their own intentions

Hymn:

Choose from *Catholic Book of Worship III*, your parish hymnal, or other sourced song book. Be sure it is related to the theme of today.

Closing:

Discuss the Home Assignment and select readers for the following week; all parents should be encouraged to read next week's readings with their children.



Name: _____

Date: _____

29th Sunday in Ordinary Time (Year B)

Home Assignment



1. In the readings, the servants did things for others. What other jobs encourage people to do nice things for others?

2. What are three things you could do at home that would 'serve' others in your family?

1. _____
2. _____
3. _____

3. Draw a picture of someone doing something to 'serve' someone else.



30th Sunday in Ordinary Time (Year B) (Green Cloth)



Welcome: "Good morning boys & girls. Welcome!"

Announcements: Make any necessary announcements before the liturgy begins.

Candles: Select one child to help light the candles.

Song: *Open Our Hearts* (by Christopher Walker)

Sign of the Cross: Lead the children in making the Sign of the Cross.

First Reading: "This is a reading from the prophet Jeremiah." (*Readings may be proclaimed by a parent*)

The Sunday Book of Readings Adapted for Children, p. 128

"The Word of the Lord."

Children: "Thanks be to God."

Responsorial Psalm: **Children's Response:** "I praise you, O God, for all that you do."

Verse 1: "You free the oppressed and save the poor."

Verse 2: "The hungry are fed, the blind can see."

Verse 3: "Happy are all who hope in you!" (*Pause in silence for a moment*)

Alleluia: Sing the Alleluia together.

Gospel: "This is a reading from the Gospel of Mark."

Children: "Glory to you, Lord." (*Three crosses - Lord be in my thoughts, in my words, and in my heart*)

The Sunday Book of Readings Adapted for Children, p. 129

"The Gospel of the Lord."

Children: "Praise to you, Lord Jesus Christ."

Dialogue: "The readings today focus on God's love for us."

"In the first reading, the prophet Jeremiah talks about how God will treat us. Do you remember any of the things that God will do for his people?" (**share** - comfort them, lead them to water, bring them back

to their home, etc.) "God always wants the best for us and that's why he sent his son, Jesus. In the Gospel, Jesus healed a blind man."

"For a few minutes, I would like you to close your eyes. You can't see anything. It is just like night. For blind people, it is always night. They can't see the blue sky, the green grass, the flowers, the autumn leaves, the snow, the rainbows or the sunset. They don't know what colours are. Open your eyes. How do you think it would feel to be blind?" (share) "In today's Gospel, we heard about Bartimaeus, who was blind. He had heard about Jesus. He shouted very loudly when people told him that Jesus was near. He believed that Jesus would help him. How do you think he felt when Jesus healed him?" (share) "There are other forms of blindness besides the physical blindness. We can be blind and block out our selfishness. Sometimes we are blind to our bad habits and don't really 'look' to see how we treat others around us. Jesus can heal us, just like he healed Bartimaeus, by helping us to see what's going on around us."

"We need to see with our eyes and we need to see with our heart as well. Jesus wants us to be the best that we can be."

Intentions:



"Let us pray: *(The intentions may be read by the children)*

Help us see our bad habits so we can change, we pray to the Lord.

Children: "Lord, hear our prayer."

Keep boys and girls safe this Halloween, we pray to the Lord.

Children: "Lord, hear our prayer."

Encourage the children to share their own intentions

Hymn:

Choose from *Catholic Book of Worship III*, your parish hymnal, or other sourced song book. Be sure it is related to the theme of today.

Closing:

Discuss the Home Assignment and select readers for the following week; all parents should be encouraged to read next week's readings with their children.



Name: _____

Date: _____

30th Sunday in Ordinary Time (Year B)

Home Assignment



1. What do you think would be the hardest thing about being blind?

2. If someone were to cover your eyes for one day, what are three things you would miss seeing?

1. _____

2. _____

3. _____

3. Draw pictures of the three things that you listed in Question #2. Place a star above the thing that you would miss seeing the most.



All Saints Day (Year B)

(White Cloth)



Welcome: "Good morning boys & girls. Welcome!"

Announcements: Make any necessary announcements before the liturgy begins.

Candle/Book: Select one child to process with candle and parent with Book

Song: *Open Our Hearts* (by Christopher Walker)

Sign of the Cross: Lead the children into performing the Sign of the Cross

First Reading: "This is a reading from the first letter of John." (*Readings can be done by a parent*)

The Sunday Book of Readings Adapted for Children, p. 152

"The Word of the Lord."

Children: "Thanks be to God."

Responsorial Psalm: **Children's Response:** "O God, nothing can take us from your love."

Verse 1: "I believe that I will see you."

Verse 2: "Always keep my heart strong."

Verse 3: "When evil is around me, I have no fear."

Alleluia: Sing the Alleluia together

Gospel: "This is a reading from the Gospel of Matthew."

Children: "Glory to you, Lord." (*Three crosses - Lord be in my thoughts, in my words, in my heart*)

The Sunday Book of Readings Adapted for Children, p. 153

"The Gospel of the Lord."

Children: "Praise to you, Lord Jesus Christ."

Dialogue: "Today is All Saints Day. Saints are people who love Jesus or have loved Jesus very much. There are saints on earth still living and there are saints in heaven. Do you know of any saints?" (**share** - St. Patrick, St. Valentine, St. Joseph, etc.) "How do you think the saints lived their lives?" (**share** - doing good things for people, living like Jesus would have wanted, etc.)



"In the first reading, do you remember what John calls us?" (**share** - children of God) "As children of God, we need to be good and pure, just like Jesus. How should you behave to be good and pure?" (**share** - be kind, be helpful, share, etc.)

"During their lives on earth, saints wanted to be very special friends of Jesus. Do you think Jesus has lots of special friends in Victoria?" (**share** - yes, priests, nuns, parents, people who help the homeless, etc.) "Does Jesus want you to be his special friend?" (**share**) "Of course Jesus wants you to be a special friend. Jesus wants to have "living saints" on earth who really love others and show us how to live as children of God. How many members are in your family?" (**share**) "Although we don't always get along, we love the members of our family and we try to do nice things because we love them. We are also members of God's family. God loves us no matter what. We should always do things that would make God happy because we love him."

"The saints are people who did things to make God happy and they will live forever with God. Let's also try to do good things this week."

Intentions:



"Let us pray: (*The intentions can be read by the children*)
Help us to do the things that are right, we pray to the Lord.
Children: "Lord, hear our prayer."
Help us to say "I'm sorry" if we hurt someone, we pray to the Lord.
Children: "Lord, hear our prayer."
Encourage the children to share their own intentions

Hymn:

Choose from *Catholic Book of Worship III*, your parish hymnal, or other sourced song book. Be sure it is related to the theme of today.

Closing:

Discuss the Home Assignment and select readers for the following week; all parents should be encouraged to read next week's readings with their children



Name: _____

Date: _____

All Saints Day (Year B)

Home Assignment



1. Pick one saint and research that person's life. Describe why you think that person was chosen to become a saint by the church.

2. As children of God, we are asked to be good and pure. What are some of the good things that you do as a child in your family?

3. Draw a picture of the saint that you picked in Question #1. You might want to draw the saint doing good deeds.



32nd Sunday in Ordinary Time (Year B) (Green Cloth)



Welcome: "Good morning boys & girls. Welcome!"

Announcements: Make any necessary announcements before the liturgy begins.

Candles: Select one child to help light the candles.

Song: *Open Our Hearts* (by Christopher Walker)

Sign of the Cross: Lead the children in making the Sign of the Cross.

First Reading: "This is a reading from the first book of Kings." (*Readings may be proclaimed by a parent*)

The Sunday Book of Readings Adapted for Children, p. 132

"The Word of the Lord."

Children: "Thanks be to God."

Responsorial Psalm: **Children's Response:** "I praise you, O God, for all that you do."

Verse 1: "You free the oppressed and save the poor."

Verse 2: "The hungry are fed, the blind can see."

Verse 3: "Happy are all who hope in you!" (*Pause in silence for a moment*)

Alleluia: Sing the Alleluia together.



Gospel: "This is a reading from the Gospel of Mark."

Children: "Glory to you, Lord." (*Three crosses - Lord be in my thoughts, in my words, and in my heart*)

The Sunday Book of Readings Adapted for Children, p. 133

"The Gospel of the Lord."

Children: "Praise to you, Lord Jesus Christ."

Dialogue: "The readings today focus on giving generously because we have faith."

"In the first reading, why was the woman gathering sticks?" (**share** - to build a fire to make bread) "The prophet Elijah asked the woman to give him some bread. Why was this going to be difficult for the woman?" (**share** - she only had enough for her and her son) "What

was going to happen once the woman and her son ate the bread?" (**share** - they would die because they would not have any more food)

"Instead, what happened once the woman made bread for Elijah, herself and her son?" (**share** - the flour and oil didn't go empty) "Because of her faith in God, the woman trusted and made the bread. Because she was generous, she was rewarded with God's generosity and had a never-ending supply of flour and oil."

"In the Gospel today, Jesus noticed the poor widow. Why was he so impressed with her?" (**share**) "The rich people gave money that they didn't need, but the widow gave everything she had. But we don't always have to give money to show that we care. What else could we do to show that we care about others? (**share** - do something nice, make a card, give a smile or a hug, etc.) "What we give or do is not as important as why we do it. We should always do things for others because we care or love them, not because we think we will get a prize or because we want something in return. How do you feel when someone shares or does something nice for you?" (**share**) "Does it always feel good when we share?" (**share** - [help the children acknowledge that they don't always want to share; sometimes they have to share and be nice to others who haven't been nice to them]) "Sometimes sharing makes us grumpy, but it is important to keep on sharing and being nice even though it's not always easy."

"Remember, sharing and giving is a way to show love and it makes Jesus happy. This week, try to share with someone you don't normally share with."

Intentions:



"Let us pray: (*The intentions may be read by the children*)

For those who share with us, we pray to the Lord.

Children: "Lord, hear our prayer."

That we share and help others, we pray to the Lord.

Children: "Lord, hear our prayer."

Encourage the children to share their own intentions.

Hymn:

Choose from *Catholic Book of Worship III*, your parish hymnal, or other sourced song book. Be sure it is related to the theme of today.

Closing:

Discuss the Home Assignment and select readers for the following week; all parents should be encouraged to read next week's readings with their children.



Name: _____

Date: _____

32nd Sunday in Ordinary Time (Year B)

Home Assignment



1. The women in the readings were very generous. What are some of the ways that you could be "generous" to your family and friends?

2. The women were generous because they had faith in God. What are some of the things that you do to show that you believe in God?

3. Draw a picture of the woman, her son, and the prophet Elijah sharing bread. Show a full jar of flour and a full bottle of oil in the background.



33rd Sunday in Ordinary Time (Year B)

(Green Cloth)



Welcome: "Good morning boys & girls. Welcome!"

Announcements: Make any necessary announcements before the liturgy begins.

Candles: Select one child to help light the candles.

Song: *Open Our Hearts* (by Christopher Walker)

Sign of the Cross: Lead the children into performing the Sign of the Cross.

First Reading: "This is a reading from the prophet Daniel." (*Readings may be proclaimed by a parent*)

The Sunday Book of Readings Adapted for Children, p. 134

"The Word of the Lord."

Children: "Thanks be to God."

Responsorial Psalm: **Children's Response:** "O God, nothing can take us from your love."

Verse 1: "God, my light and my salvation, you are my help."

Verse 2: "You are always there to love me, you keep me safe."

Verse 3: "When evil is around me, I have no fear." (*Pause in silence for a moment*)

Alleluia: Sing the Alleluia together.



Gospel: "This is a reading from the Gospel of Mark."

Children: "Glory to you, Lord." (*Three crosses - Lord be in my thoughts, in my words, and in my heart*)

The Sunday Book of Readings Adapted for Children, p. 135

"The Gospel of the Lord."

Children: "Praise to you, Lord Jesus Christ."

Dialogue: "The readings today focus on watching for signs that Jesus is coming. Jesus came to be with us once before and he will come again. In the meantime, we should be always ready for his coming."

“What are some of the things that you look forward to?” (**share** - birthdays, Christmas, vacations, special events, etc.) “The first reading reminds us that Jesus will come again and we should look forward to that as well. What should we do while we wait?” (**share**)

“In the Gospel, a tree is used as an example of how we know things are going to change. There are no more leaves on the trees. The flowers are gone. The air is chilly. We have rain. All these are signs that tell us autumn is here. What are some signs in May that tell us spring is on the way?” (**share** - buds, bird nests, warmer air) Signs are important. What are some of the signs that God loves you? Think of the things we enjoy everyday that God has provided. (**share** - flowers, animals, stars, water, food, people who care, warm homes and clothing, etc.) Christ will come again. He will come again as a king. And when he comes again there will be signs in the sky. He will send angels to all parts of the world to call his friends together. Just like the springtime there will be great joy when Jesus comes again. Jesus is our friend and we should be joyful that he will come again. Until he does, we want to live like Jesus wants us to. How will you do that this week? (**share** - be kind, helpful, loving) Make an effort to live in a way that would make Jesus happy.”

Intentions:



“Let us pray: (*The intentions may be read by the children*)

That we remember to say ‘thank you’ for the signs of love from God, we pray to the Lord.

Children: “Lord, hear our prayer.”

That we will be kind and forgiving, we pray to the Lord.

Children: “Lord, hear our prayer.”

Encourage the children to share their own intentions

Hymn:

Choose from *Catholic Book of Worship III*, your parish hymnal, or other sourced song book. Be sure it is related to the theme of today.

Closing:

Discuss the Home Assignment and select readers for the following week; all parents should be encouraged to read next week’s readings with their children.



Name: _____

Date: _____

33rd Sunday in Ordinary Time (Year B)

Home Assignment



1. When Jesus comes again, we will see signs. What are some of the signs that let you know that winter is coming?

2. While we wait for Jesus to come again, think about how you should behave. List some of the things that you will do to make Jesus proud of you.

3. Draw pictures of two trees. Draw the first tree as if it were springtime, then draw the same tree as if it were autumn.



Our Lord Jesus Christ, King of the Universe (Year B)

(White Cloth)



Welcome: "Good morning boys & girls. Welcome!

Announcements: Make any necessary announcements before the liturgy begins.

Candle/Book: Child to process with the candle and parent with the Book

Sign of the Cross: Lead the children in the Sign of the Cross

First Reading: "This is a reading from the book of Revelation."
The Sunday Book of Readings Adapted for Children, p. 136
"The Word of the Lord."
Children: "Thanks be to God."

Responsorial Psalm: **Children's Response:** "You are my shepherd, you are my friend."
Verse 1: "I have all I need. You are my shepherd, your hand is with me."
Verse 2: "When pathways are dark, you are there guiding me, keeping me safe."
Verse 3: "You give me to eat, you make me welcome, you fill me with joy."

Alleluia: Sing the Alleluia together



Gospel: "This is a reading from the Gospel of Mark."
Children: "Glory to you, Lord." (Three crosses - Lord be in my thoughts, in my words, and in my heart)
The Sunday Book of Readings Adapted for Children, p. 135
"The Gospel of the Lord."
Children: "Praise to you, Lord Jesus Christ."

Dialogue: "Today's readings focus on Jesus Christ as the supreme ruler of all the earth, the nations and the people."

"In the first reading, Jesus Christ is 'the Lord God who IS, who always WAS, and who WILL COME AGAIN.' This reading reminds us that Jesus will come again, just like we discussed last week. Next week we begin Advent, which is the time to prepare for the birth of Jesus. The reading also states that Jesus is 'the beginning and the

end'. What does this mean to you?" (**share** - Jesus is everything)
"The life and love of Jesus is very powerful and awesome.
Jesus *IS* the beginning and the end."

"Today we are celebrating a special feast called 'OUR LORD JESUS CHRIST, KING OF THE UNIVERSE' also known as 'THE FEAST OF CHRIST THE KING'. When we say Jesus is our king, we mean that he is our leader. He leads us. He teaches us and we want to learn from him. If Jesus is our king, where is his kingdom?" (**share** - with people who believe, in our hearts) "If Jesus' kingdom is in our hearts, we want to be beautiful inside. How can we be beautiful inside?" (**share** - by loving others, being kind, forgiving, saying sorry, praying, helping) "A king rules a country but Jesus, our king, wants to rule our hearts and make them places of love and peace. Jesus, our king, brings peace and he asks us to spread this peace."

"This week, how could you spread peace at home and at school?"
(**share** - by being kind and helpful, loving friends and family, etc.)
"It is not always easy to be peaceful, but that is what Jesus asks us to be."

Intentions:



"Let us pray: (*The intentions can be read by the children*)
That we let Jesus always be king of our hearts, we pray to the Lord.
Children: "Lord, hear our prayer."
For peace in our world, we pray to the Lord.
Children: "Lord, hear our prayer."
Encourage the children to share their own intentions

Hymn: Choose from *Catholic Book of Worship III*, your parish hymnal, or other sourced song book. Be sure it is related to the theme of today.

Closing: Discuss the Home Assignment and select readers for the following week.



Our Lord Jesus Christ, King of the Universe (Year B)

Home Assignment



1. The first reading stated that Jesus Christ "is the beginning and the end".

What words would you use to describe Jesus?

2. Jesus wants us to show our love and peace. What things could you do to show your love and peace towards people in your family and your friends?

3. Draw a picture of Jesus Christ, king of our hearts and the ruler of peace.



1st Sunday of Advent (Year C)

Violet Cloth



Welcome: "Good morning boys & girls. Welcome!"

Announcements: Make any necessary announcements before the liturgy begins.

Candle/Book: Choose a child to process with the candle and a parent the book.

Song: *Open Our Hearts* (by Christopher Walker)

Sign of the Cross: Lead the children in the Sign of the Cross

First Reading: "This is a reading from the prophet Jeremiah."
The Sunday Book of Readings Adapted for Children, p. 2
"The Word of the Lord."
Children: "Thanks be to God."

Responsorial Psalm: **Children's Response:** "Shine on us and we shall be saved."
Verse 1: "God of justice and peace..."
Verse 2: "Let your face shine on us..."

Alleluia: Sing the Alleluia together



Gospel: "This is a reading from the Gospel of Matthew."
Children: "Glory to you, Lord." (Three crosses - Lord be in my thoughts, in my words, and in my heart)
The Sunday Book of Readings Adapted for Children, p. 3
"The Gospel of the Lord."
Children: "Praise to you, Lord Jesus Christ."

Dialogue: "Today is the First Sunday of Advent, a time to prepare for the coming of Jesus, and that's what the readings focus on."

"In the first reading, God promises to send a special person to do what is right and to treat people with justice. Who was that person?" (**share** - Jesus) "God said that Jesus was going to be born into the family of David. Who were Jesus' parents?" (**share** - Mary and Joseph) "God kept his promise and sent Jesus to save us."

“In four weeks we’ll celebrate Christmas. What is Christmas all about?” (**share** - birth of Jesus) “Your family was so happy when you were born and continue to celebrate your birthday every year. An angel came to Mary to tell her that she would soon be having a baby. Now, every year, we all celebrate the birth of Jesus. We get ready for our birthdays and Christmas because we know the dates that they will happen. As we’ve discussed in previous weeks, we know that Jesus will come again. But Jesus tells us in today’s Gospel that we do not know the exact date when he will come again. We must always be ready. How can we be ready? What would we want to be doing when Jesus comes?” (**share** - live the way Jesus asks us to live, be kind, helpful, pray, listen to parents, etc.) “What do you think Jesus meant when he said, ‘Stay awake?’” (**share**) “Jesus does not mean that we should never go to sleep. He means when we are awake we should be thinking and doing good things for others, and in that way, we are preparing our hearts for his coming.”

“It’s the start of Advent and we want to prepare for when Jesus comes again. This week, try to do some of the things we have just talked about to prepare for Jesus birth, for his coming again. It’s a very special time of year!”

Intentions:



“Let us pray: (*The intentions can be read by the children*)

That we stay awake and are ready when the Lord comes, we pray to the Lord.

Children: “Lord, hear our prayer.”

That we think of others as we prepare for Christmas, we pray to the Lord.

Children: “Lord, hear our prayer.”

Encourage the children to share their own intentions

Hymn:

Choose from *Catholic Book of Worship III*, your parish hymnal, or other sourced song book. Be sure it is related to the theme of today.

Closing:

Discuss the Home Assignment and select readers for the following week



1st Sunday of Advent (Year C)

Home Assignment



1. Advent is a preparation time for the coming of Jesus Christ. List some of the things that you and your family do to prepare for Christmas.

2. What are some of the things that you could do while you prepare for the coming of Jesus Christ?

3. Draw a picture of yourself "staying awake". Remember, it doesn't mean that you can't sleep, but that you are "preparing for Jesus".



2nd Sunday of Advent (Year C)

Violet Cloth



Entrance Hymn:

Welcome: "Good morning boys & girls. Welcome!"

Announcements: Make any necessary announcements before the liturgy begins.

Candle/Book: Choose a child to process with the candle and a parent the book.

Song: *Open Our Hearts* (by Christopher Walker)

Sign of the Cross: Lead the children in the Sign of the Cross

First Reading: "This is a reading from the prophet Baruch."
The Sunday Book of Readings Adapted for Children, p. 4
"The Word of the Lord."
Children: "Thanks be to God."

Responsorial Psalm: **Children's Response:** "Shine on us and we shall be saved."
Verse 1: "God of hope bring us back..."
Verse 2: "Let your face shine on us..."

Alleluia: Sing the Alleluia together



Gospel: "This is a reading from the Gospel of Luke."
Children: "Glory to you, Lord." (Three crosses - Lord be in my thoughts, in my words, and in my heart)
The Sunday Book of Readings Adapted for Children, p. 5
"The Gospel of the Lord."
Children: "Praise to you, Lord Jesus Christ."

Dialogue: "Today's readings focus on God as our saviour."

"The first reading is about the Hebrew people. Many, many years ago, the Hebrews were told to leave Jerusalem and they were sent to Babylon. They did not want to go, but they didn't have a choice. They really wanted to go back to Jerusalem. How do you think they

felt?" (**share** - upset, lonely, discouraged) "Because of their faith in God, they were finally able to return to their home."

"In the Gospel today, we hear about John the Baptist. John was the cousin of Jesus. Do you have cousins?" (**share**) "John was a very special person, chosen by God, to help prepare people for the coming of Jesus. He baptized people with water. John told the people that they needed to change their lives and do good for others and then they would be forgiven for any wrong they might have done. During Advent, we are asked to change our lives for the better while we prepare for the birth of Jesus. What good things could we do before Christmas?" (**share** - be helpful, think of others, be kind, etc.) "Do you or your family do anything special for others during the Christmas season?" (**share** - invite a person who lives alone for dinner, gifts for the homeless, Santa's Anonymous, etc.) "This is the Second Sunday of Advent. How are we preparing for the coming of Jesus."

"God saved the Hebrews by releasing them from Babylon. John prepared people for the coming of Jesus, our Saviour. Let's be thankful for the wonderful things that have been done for us. This week, let's remember that Christmas is celebrated because Jesus was born, over two thousand years ago, in Bethlehem, FOR US."

Intentions:



"Let us pray: (*The intentions can be read by the children*)

That we try to speak and act in loving ways, to all those around us, while we prepare for the celebration of Jesus birth, we pray to the Lord.

Children: "Lord, hear our prayer."

For all those who do not have a home, that they be cared for by others, we pray to the Lord.

Children: "Lord, hear our prayer."

Encourage the children to share their own intentions.

Hymn:

Choose from *Catholic Book of Worship III*, your parish hymnal, or other sourced song book. Be sure it is related to the theme of today.

Closing:

Discuss the Home Assignment and select readers for the following week



2nd Sunday of Advent (Year C)

Home Assignment



1. The Hebrews were sent to Babylon and were not allowed to go home. How do you think they felt when God helped them to go back to Jerusalem?

2. We all make choices in our lives - to do good things or sometimes, to do things that are not so good. What do you think about when you make your choices?

3. Draw a picture of John the Baptist baptizing people in preparation for the coming of Jesus.



3rd Sunday of Advent (Year C)

Violet Cloth



Welcome: "Good morning boys & girls. Welcome!"

Announcements: Make any necessary announcements before the liturgy begins.

Candle/Book: Choose a child to process with the candle and a parent the book.

Song: *Open Our Hearts* (by Christopher Walker)

Sign of the Cross: Lead the children in the Sign of the Cross

First Reading: "This is a reading from the prophet Zephaniah."
The Sunday Book of Readings Adapted for Children, p. 6
"The Word of the Lord."
Children: "Thanks be to God."

Responsorial Psalm: **Children's Response:** "Shine on us and we shall be saved."
Verse 1: "God of gladness and joy..."
Verse 2: "Let your face shine on us..."

Alleluia: Sing the Alleluia together



Gospel: "This is a reading from the Gospel of Luke."
Children: "Glory to you, Lord." (Three crosses - Lord be in my thoughts, in my words, and in my heart)
The Sunday Book of Readings Adapted for Children, p. 7
"The Gospel of the Lord."
Children: "Praise to you, Lord Jesus Christ."

Dialogue: "Today is the Third Sunday of Advent. The theme of this Sunday is JOY. We see that there is one candle on the wreath that is a different colour (pink) and that is the one we light on the 3rd Sunday of Advent. It reminds us that the celebration of Christmas is getting really close."

"The first reading expresses the feeling of joy as well. The prophet Zephaniah suggested that the people of Jerusalem and Israel should

shout and sing for joy. The prophet also states that God will be happy when we are joyful. How do you express joy?" (**share** - dance, sing, smile, laugh) "What are some of the things that make you happy?" (**share** - a good joke, when someone does something nice for you, a cute puppy, etc.) "We are still getting ready for the birth of Jesus and it is a time to be happy. Let's express that joy to others."

"In the Gospel today, we again heard about John the Baptist, Jesus' cousin. He spoke to people about the coming of Jesus. He told them to try to live good lives, no matter who they were or what they may have done. Try to imagine that you are living somewhere where no one has ever heard about Jesus. No one is baptized, no one has ever heard about church or the bible. You are the only person who knows about Jesus. What would you tell people about Jesus?" (**share**) "If people wanted to be followers of Jesus, how would you tell them to live?" (**share** - be kind, be honest) "John told tax collectors not to take too much money. He told the soldiers not to bully people. What would you tell people to do: rich people?" (**share**) "doctors?" (**share**) "restaurant owners?" (**share**) "movie stars?" (**share**) "students in school?" (**share**) "John wanted people to live honestly while they prepared for Jesus." "As we are only a couple of weeks away from the birth of Jesus, be joyful and do things that you think will make other people happy. Maybe you could try to do something nice for somebody who doesn't seem happy."

Intentions:



"Let us pray: (*The intentions can be read by the children*)

That we prepare for the birth of Jesus by being honest and caring, we pray to the Lord.

Children: "Lord, hear our prayer."

That we share our joy with others, by smiling and being cheerful, we pray to the Lord.

Children: "Lord, hear our prayer."

Encourage the children to share their own intentions.

Hymn:

Choose from *Catholic Book of Worship III*, your parish hymnal, or other sourced song book. Be sure it is related to the theme of today.


Closing:

Discuss the Home Assignment and select readers for the following week



3rd Sunday of Advent (Year C)

Home Assignment



1. The Third Sunday of Advent is a time of joy. List three people and describe something that you could do to make those people happy.

1. _____

2. _____

3. _____

2. John the Baptist spread the news about the coming of Jesus. What would you tell others about Jesus if they had never heard of him?

3. Draw a picture of people who are doing something that Jesus asks us to do.



4th Sunday of Advent (Year C)

Violet Cloth



Welcome: "Good morning boys & girls. Welcome!"

Announcements: Make any necessary announcements before the liturgy begins.

Candle/Book: Choose a child to process with the candle and a parent the book.

Song: *Open Our Hearts* (by Christopher Walker)

Sign of the Cross: Lead the children in the Sign of the Cross

First Reading: "This is a reading from the prophet Micah."
The Sunday Book of Readings Adapted for Children, p. 8
"The Word of the Lord."
Children: "Thanks be to God."

Responsorial Psalm: **Children's Response:** "Shine on us and we shall be saved."
Verse 1: "God our Shepherd and Lord..."
Verse 2: "Let your face shine on us..."

Alleluia: Sing the Alleluia together

Gospel: "This is a reading from the Gospel of Luke."
Children: "Glory to you, Lord." (Three crosses - Lord be in my thoughts, in my words, and in my heart)
The Sunday Book of Readings Adapted for Children, p. 9
"The Gospel of the Lord."
Children: "Praise to you, Lord Jesus Christ."



Dialogue: "Today's readings focus on great things taking place in small places and to humble people."

"In what city was Jesus born?" (**share** - Bethlehem) "Bethlehem was a very little town, yet this was the birth place of Jesus! Why do you think Bethlehem was chosen as the birth place of Jesus?" (**share** - to

show he was like us, to make Jesus appear like a 'regular person')
"The prophet Micah said that Jesus would be like a shepherd.
How is Jesus like a shepherd?" (**share** - he cares for us, he makes
sure we stay together, he loves us) "Jesus was born in Bethlehem to
an ordinary woman...yet he was born as our Saviour."

"Today's Gospel is about Mary, the Mother of Jesus. Mary was chosen
by God, to be Jesus' mother. How do you think Mary felt when she
found out that she was going to give birth to Jesus?" (**share** -
confused, frightened, willing - she said yes) "Mary went to visit her
cousin Elizabeth. Why was Elizabeth so happy?" (**share** - her cousin
was visiting, Mary was going to have a baby) "Mary was an ordinary
woman (not a queen or princess) but she was chosen by God to have
this very special baby. Elizabeth and Mary, two simple and humble
women, received the Holy Spirit, who gave them courage to do God's
will. Although Kings and Queens were the ones to hold positions of
power two thousand years ago, Elizabeth and Mary received the
power of God to help in preparing people for the coming of Jesus,
and to bring the Saviour of all people, Jesus, into the world."

"This week is Christmas and we can say yes to God by welcoming Jesus
into our hearts. Have a wonderful Christmas with your family and
think about Jesus and his family."

Intentions:



"Let us pray: (*The intentions can be read by the children*)
That we welcome Jesus into the world this week, we pray to the Lord.
Children: "Lord, hear our prayer."
That those travelling this Christmas season have a safe journey,
we pray to the Lord.
Children: "Lord, hear our prayer."
Encourage the children to share their own intentions

Hymn: Choose from *Catholic Book of Worship III*, your parish hymnal, or
other sourced song book. Be sure it is related to the theme of
today.

Closing: Discuss the Home Assignment and select readers for the following
week



4th Sunday of Advent (Year C)

Home Assignment



1. Research the town of Bethlehem. Find three facts about Bethlehem that you think are interesting or important.

2. Mary was chosen to be the mother of Jesus. Why do you think God chose Mary, a humble woman, to be Jesus' mother?

3. Draw a picture of Mary visiting her cousin Elizabeth. They were both going to have babies. Elizabeth's baby would be John the Baptist and Mary was going to give birth to Jesus!



Holy Family (Year C)

(White Cloth)



Entrance Hymn:

Welcome: "Good morning boys & girls. Welcome"

Announcements: Make any necessary announcements before the liturgy begins.

Candle/Book: Choose a child to process with the candle and a parent the book.

Song: *Open Our Hearts* (by Christopher Walker)

Sign of the Cross: Lead the children in the Sign of the Cross

First Reading: "This is a reading from the letter written by Paul to the Colossians."
The Sunday Book of Readings Adapted for Children, p. 12
"The Word of the Lord."
Children: "Thanks be to God."

Responsorial Psalm: **Children's Response:** "All families of earth rejoice to hear of the Saviour's birth."
Verse 1: "Proclaim salvation."
Verse 2: "God's wonders are done for the earth."

Alleluia: Sing the Alleluia together

Gospel: "This is a reading from the Gospel of Luke."
Children: "Glory to you, Lord." (Three crosses - Lord be in my thoughts, in my words, and in my heart)
The Sunday Book of Readings Adapted for Children, p. 13
"The Gospel of the Lord."
Children: "Praise to you, Lord Jesus Christ."



Dialogue: "Today is the feast of the Holy Family and the readings focus on the importance of family life."

"In the first reading, Paul wrote a letter and outlined how the members of a Christian family should act towards each other. What

do you think the members of a family should do for each other?" (**share** - love each other, be patient, listen to each other, etc.) "Paul says that wives and husbands should love one another and take care of each other. According to Paul, what should children do?" (**share** - obey, listen to their parents) "What should parents do?" (**share** - be patient and gentle with their children) "To be part of a family means to love and respect all the other members of the family."

"Although we just celebrated the birth of Jesus, today's Gospel tells about Jesus when he was 12 years old. After Jesus was born, he lived in Nazareth with Mary and Joseph. Each year they travelled to Jerusalem. What happened to Jesus this time when they went to Jerusalem?" (**share** - he disappeared) "Where was Jesus when Mary and Joseph found him?" (**share** - in the temple, in God's house) "Raising a child is like growing a plant. What does a plant need to grow?" (**share** - sun, rain, good soil, etc.) "If we only give it sunshine, will it grow?" (**share** - no) "If we only give it water, will it grow?" (**share** - no) "If we only give it good soil, will it grow?" (**share** - no) "In order for a plant to grow, it needs a combination of many things. A child, like Jesus, needs a combination of a good family, a community (schools, doctors, etc.) and God in order to grow. Today we celebrate the family that raised Jesus."

"This week, really make an effort to appreciate all the members of your family. Try to do something nice for each member of your family to show that you love them."

Intentions:



"Let us pray: (*The intentions can be read by the children*)

For all of the members of our families, we pray to the Lord.

Children: "Lord, hear our prayer."

For a safe, happy and healthy New Year, we pray to the Lord.

Children: "Lord, hear our prayer."

Encourage the children to share their own intentions.

Hymn:

Choose from *Catholic Book of Worship III*, your parish hymnal, or other sourced song book. Be sure it is related to the theme of today.

Closing:

Discuss the Home Assignment and select readers for the following week.



Holy Family (Year C)

Home Assignment



1. What do you think is the most important thing parents should do for their children; children should do for their parents; and brothers/sisters should do for each other?

Parents: _____

Children: _____

Brothers/Sisters: _____

2. When Joseph and Mary realized that Jesus was not with them, as they were returning to Nazareth, how do you think they felt?

3. Draw a picture of your family doing one of your favourite activities.



YEAR ONE SACRAMENTAL PREPARATION PROGRAM

January (Epiphany) to April (Passion/Palm Sunday)
Year C



Developed by the Bishop's Advisory Committee
For Children's Catechesis



Year C

Epiphany

Baptism of the Lord

2nd Sunday in Ordinary Time

3rd Sunday in Ordinary Time

4th Sunday in Ordinary Time

5th Sunday in Ordinary Time

1st Sunday of Lent

2nd Sunday of Lent

3rd Sunday of Lent

4th Sunday of Lent

5th Sunday of Lent

Palm Sunday/Passion Sunday

Epiphany (Year C)

(White Cloth)



Welcome: "Good morning boys & girls. Welcome!"

Announcements: Make any necessary announcements before the liturgy begins.

Candles: Select one child to help light the candles.

Song: *Open Our Hearts* (by Christopher Walker)

Sign of the Cross: Lead the children in making the Sign of the Cross

First Reading: "This is a reading from the prophet Isaiah." (*Readings may be proclaimed by a parent*)

The Sunday Book of Readings Adapted for Children, p. 16

"The Word of the Lord."

Children: "Thanks be to God."

Responsorial Psalm: **Children's Response:** "Rejoice to hear of the Saviour's birth!"

Verse 1: "All the nations of the earth..."

Verse 2: "Proclaim salvation..."

Verse 3: "God's wonders done for the earth..." (*Pause in silence for a moment*)

Alleluia: Sing the Alleluia together.

Gospel: "This is a reading from the Gospel of Matthew."

Children: "Glory to you, Lord." (*Three crosses - Lord be in my thoughts, in my words, and in my heart*)

The Sunday Book of Readings Adapted for Children, p. 16-17

"The Gospel of the Lord."

Children: "Praise to you, Lord Jesus Christ."

Dialogue: "Today is a very special day. It is called 'Epiphany' and it means 'showing'. We have celebrated Christmas, the birth of Jesus. Today's readings focus on how God showed and shared this good news with others."



“In the first reading, the prophet Isaiah predicts the birth of Jesus. Do you remember what he said would be seen?” (**share** - shining light) “Isaiah states that a light will come. What do you think he meant?” (**share** - accept various ideas...Jesus was the light, the star in the sky, etc.)

“In the Gospel, what was the story that was told?” (**share** - the arrival of the magi/wise men) “What had God done to announce the arrival of Jesus?” (**share** - a star in the sky showed where Jesus was) “The Gospel tells us that this light shone in the East and brought visitors from afar. The Wise Men, sometimes called “The Magi” or “Three Kings”, brought precious gifts. Do you know what they brought?” (**share**) “One brought gold, one brought frankincense, and one brought myrrh. What gift would you give Jesus?” (**share**) “In the song, the Drummer Boy played his drum for Jesus. What could we do for Jesus today? (**share** - be nice to others, share, be kind, listen to parents, etc.)

“When we try to do things to make other people happy, showing we care for others, loving others, we are giving the best gift we can give to Jesus!”

Intentions:



“Let us pray: *(The intentions may be read by the children)*

For the gifts and good times we shared during the Christmas season, we pray to the Lord.

Children: “Lord, hear our prayer.”

For our families and friends, we pray to the Lord.

Children: “Lord, hear our prayer.”

Encourage the children to share their own intentions.

Hymn:

Choose from *Catholic Book of Worship III*, your parish hymnal, or other sourced song book. Be sure it is related to the theme of today.

Closing:

Discuss the Home Assignment and select readers for the following week; all parents should be encouraged to read next week’s readings with their children.

Baptism of the Lord (Year C)

(White Cloth)



Welcome: "Good morning boys & girls. Welcome!"

Announcements: Make any necessary announcements before the liturgy begins.

Candles: Select one child to help light the candles.

Song: *Open Our Hearts* (by Christopher Walker)

Sign of the Cross: Lead the children in making the Sign of the Cross

First Reading: "This is a reading from the prophet Isaiah." (*Readings may be proclaimed by a parent*)

The Sunday Book of Readings Adapted for Children, p. 18

"The Word of the Lord."

Children: "Thanks be to God."

Responsorial Psalm: **Children's Response:** "I praise you, God, for your faithful love."

Verse 1: "You free the oppressed and save the poor."

Verse 2: "The hungry are fed, the blind can see."

Verse 3: "Happy are all who hope in you." (*Pause in silence for a moment*)

Alleluia: Sing the Alleluia together

Gospel: "This is a reading from the Gospel of Luke."

Children: "Glory to you, Lord." (*Three crosses - Lord be in my thoughts, in my words, and in my heart*)

The Sunday Book of Readings Adapted for Children, p. 19

"The Gospel of the Lord."

Children: "Praise to you, Lord Jesus Christ."

Dialogue: "The readings today focus on how important Jesus was...and is!"

"The first reading is another message from the prophet Isaiah. Do you remember how Isaiah described the coming of Jesus last week?"

(**share** - a shining light) "This week Isaiah spoke on behalf of God.

Do you remember how God described 'his servant'?" (**share** - his chosen one, his strength, his spirit) "Do you remember what God



said this special servant would do?" (**share** - be a light for the world, open the eyes of the blind, free those in prison, give light to those in darkness) "Who do you think Isaiah and God were talking about in the first reading?" (**share** - Jesus)

"In the Gospel today we heard about a special baptism. Who was baptized?" (**share** - many people, and then Jesus) "By whom?" (**share** - John) "What happened when Jesus was praying?" (**share** - the Holy Spirit came in the form of a dove and, a voice from Heaven spoke)

"Water is so important and necessary for growth in plants, animals and humans; it is a sign of life. During our baptism, water was poured on our foreheads as a sign of God's life in us. When we were baptized, we received the Holy Spirit just as Jesus did, and became sons and daughters of God. We also received a candle when we were baptized, to remind us we can be a light to other people, as Jesus is our light. Like Jesus, we can serve other people.

"How can we help people, as Jesus did, in our homes, classrooms, and neighbourhoods?" (**share** - be kind, share, etc.) "Today is a wonderful day as we celebrate the Baptism of Jesus."

Intentions:



"Jesus was baptized. When we were baptized we were welcomed into God's family. Let us thank God: (*The intentions may be read by the children*)

For choosing us to be your children, we pray to the Lord.

Children: "Lord, hear our prayer."

For being our Father and loving us so much, we pray to the Lord.

Children: "Lord, hear our prayer."

Encourage the children to share their own intentions.

Hymn:

Choose from *Catholic Book of Worship III*, your parish hymnal, or other sourced song book. Be sure it is related to the theme of today.

Closing:

Discuss the Home Assignment and select readers for the following week; all parents should be encouraged to read next week's readings with their children.



Name: _____

Date: _____

Baptism of the Lord (Year C)

Home Assignment



1. Jesus is often called "a light for the world". How is Jesus similar to "light"?

2. In the reading, God asked his "servant" to bring justice, heal people, and free people. Can you recall a story when Jesus did one of those things?

3. Draw a picture of Jesus being baptized by John OR draw a picture of your own Baptism and name the people who were with you at that time.



2nd Sunday in Ordinary Time (Year C)

(Green Cloth)



Welcome: "Good morning boys & girls. Welcome!"

Announcements: Make any necessary announcements before the liturgy begins.

Candles: Select one child to help light the candles.

Song: *Open Our Hearts* (by Christopher Walker)

Sign of the Cross: Lead the children in making the Sign of the Cross

First Reading: "This is a reading from the prophet Isaiah." (*Readings may be proclaimed by a parent*)
The Sunday Book of Readings Adapted for Children, p. 66
"The Word of the Lord."
Children: "Thanks be to God."

Responsorial Psalm: **Children's Response:** "All the nations will praise you and know that you are God."
Verse 1: "Give God glory. Give honour and praise."
Verse 2: "Proclaim salvation day after day."
Verse 3: "Tell the nations God's wonderful deeds." (*Pause in silence for a moment*)

Alleluia: Sing the Alleluia together.



Gospel: "This is a reading from the Gospel of John."
Children: "Glory to you, Lord." (*Three crosses - Lord be in my thoughts, in my words, and in my heart*)
The Sunday Book of Readings Adapted for Children, p. 67
"The Gospel of the Lord."
Children: "Praise to you, Lord Jesus Christ."

Dialogue: "The readings today both refer to weddings."

"The first reading tells about the rebuilding of the city of Jerusalem.
The prophet Isaiah speaks about the joy of the new city and

describes how happy God will be. Do you remember how Isaiah described God's happiness?" (**share** - as happy as a groom and bride)

"In today's Gospel, Jesus, his family, and his disciples attended a wedding. Have any of you been to a wedding?" (**share**) "What kind of things happen at a wedding and a reception?" (**share** - walking down aisle, throwing bouquet, dancing, etc.)

"The wedding is a happy celebration. But sometimes things go wrong at a wedding. In this story, the bride and groom ran out of wine to serve the guests. How do you think they felt?" (**share** - embarrassed) "Mary knew Jesus would be able to help, she had faith in Jesus. What did Jesus do?" (**share** - turned water to wine) "This was the first of Jesus' miracles. Jesus can and does change things. Mary had faith in Jesus.

"We also need to have faith in Jesus. What are some of the things that we can do to show our faith in Jesus?" (**share** - go to church, pray, be caring to others) "Miracles happen all the time. Maybe someday we will ask for a miracle and it will happen! Sometimes miracles happen in a way we don't expect or even recognize. Our part is to always have faith in Jesus, as his mother, Mary did. We can be sure, then, that Jesus will always be caring for us in every moment of our lives."

Intentions:



"Let us pray: (*The intentions may be read by the children*)

That we have faith in Jesus, we pray to the Lord.

Children: "Lord, hear our prayer."

That we always believe in Jesus' love for us, we pray to the Lord.

Children: "Lord, hear our prayer."

Encourage the children to share their own intentions.

Hymn:

Choose from *Catholic Book of Worship III*, your parish hymnal, or other sourced song book. Be sure it is related to the theme of today.

Closing:

Discuss the Home Assignment and select readers for the following week; all parents should be encouraged to read next week's readings with their children.



Name: _____

Date: _____

2nd Sunday in Ordinary Time (Year C)

Home Assignment



1. In the first reading, Isaiah compared God's happiness to that of a bride and groom. On what other occasions are people very happy?

2. Mary had faith when she asked Jesus to turn water into wine. What do you do to show that you have faith in Jesus?

3. Draw a picture of a bride and groom at a wedding. Show the joy in their faces and the faces of others around them.



3rd Sunday in Ordinary Time (Year C) (Green Cloth)



Welcome: "Good morning boys & girls. Welcome!"

Announcements: Make any necessary announcements before the liturgy begins.

Candles: Select one child to help light the candles.

Song: *Open Our Hearts* (by Christopher Walker)

Sign of the Cross: Lead the children in making the Sign of the Cross

First Reading: "This is a reading from the prophet Nehemiah." (*Readings may be proclaimed by a parent*)

The Sunday Book of Readings Adapted for Children, p. 68

"The Word of the Lord."

Children: "Thanks be to God."

Responsorial Psalm: **Children's Response:** "Your law, O God, gives us happiness and new life."

Verse 1: "Your law, O God, is good and just."

Verse 2: "You help us all to follow your ways."

Verse 3: "Your words teach us what is right."

Verse 4: "Your word, O God, gives joy to my life." (*Pause in silence for a moment*)

Alleluia: Sing the Alleluia together.



Gospel: "This is a reading from the Gospel of Luke."

Children: "Glory to you, Lord." (*Three crosses - Lord be in my thoughts, in my words, and in my heart*)

The Sunday Book of Readings Adapted for Children, p. 69

"The Gospel of the Lord." [*Read the last part written in the brackets*]

Children: "Praise to you, Lord Jesus Christ."

Dialogue: "The readings today describe two occasions when people listened to special readings about God."

"In the first reading, Ezra read from the book of the law of Moses. Ezra read to the people and then explained everything to them. Do

you remember what the people said when Ezra was done?" (**share** - 'amen, amen') "The people accepted what Ezra had read and agreed to it by saying 'amen'. The reading tells us that true happiness is found in following God."

"When you get older, you'll apply for jobs. You'll want to know the description of the job before you apply. What would be the description of a police officer's job?" (**share** - to enforce the law, to arrest criminals, etc.) "What would be the description of a firefighter?" (**share** - to put out fires, to teach fire safety) "In today's Gospel, Jesus read a passage from Isaiah in the Bible. He was basically reading his own "job description". Do you remember any of the things he read?" (**share [you may want to re-read this section]** - to bring Good News, to proclaim freedom, to give sight, etc.) "Jesus' mission was to help those in need. He consistently spoke of helping the poor, the blind, the lame, the deaf...those in need. Jesus did all this because he was anointed with the Spirit of God."

"We were also anointed with the Spirit of God when we were baptized. So we should also do things to help those in need. What do we do and can we do to help those in need?" (**share** - give food and/or a donation to the poor in the collection basket, be kind and not make fun of those who have trouble walking/seeing/hearing, etc.) "Jesus gave us the example to follow: to help those in need. How do you think we can do this?"

Intentions:



"Let us pray: *The intentions may be read by the children*
That we, like Jesus, help those in need, we pray to the Lord.
Children: "Lord, hear our prayer."
That we spread the Good News of God, we pray to the Lord.
Children: "Lord, hear our prayer."
Encourage the children to share their own intentions.

Hymn:

Choose from Catholic Book of Worship III, your parish hymnal, or other sourced song book. Be sure it is related to the theme of today.

Closing:

Discuss the Home Assignment and select readers for the following week; all parents should be encouraged to read next week's readings with their children.




Name: _____

Date: _____

3rd Sunday in Ordinary Time (Year C)

Home Assignment



1. In the Gospel, we learn that Jesus' mission was to help those in need. In what ways did Jesus help people throughout his life? Give examples.

2. Through Baptism, we are also given a mission to help those in need. In what ways do you help people in your life? Give examples.

3. Draw a picture of Jesus reading the Word of God to the people in the synagogue in Nazareth.



4th Sunday in Ordinary Time (Year C)

(Green Cloth)



Welcome: "Good morning boys & girls. Welcome!"

Announcements: Make any necessary announcements before the liturgy begins.

Candles: Select one child to help light the candles.

Song: *Open Our Hearts* (by Christopher Walker)

Sign of the Cross: Lead the children in making the Sign of the Cross

First Reading: "This is a reading from the prophet Jeremiah." (*Readings may be proclaimed by a parent*)

The Sunday Book of Readings Adapted for Children, p. 70

"The Word of the Lord."

Children: "Thanks be to God."

Responsorial Psalm: **Children's Response:** "You have been my God."

Verse 1: "I have been yours..."

Verse 2: "Since the day of my birth..." (*Pause in silence for a moment*)

Alleluia: Sing the Alleluia together.



Gospel: "This is a reading from the Gospel of Luke."

Children: "Glory to you, Lord." (*Three crosses - Lord be in my thoughts, in my words, and in my heart*)

The Sunday Book of Readings Adapted for Children, p. 71

"The Gospel of the Lord."

Children: "Praise to you, Lord Jesus Christ."

Dialogue: "The readings today focus on prophets, people who speak on behalf of God and try to spread the Good News. It was not always an easy task!"

"In the first reading, Jeremiah spoke about how he became a prophet. How did Jeremiah find out that he was going to be a prophet?"

(**share** - God chose him, God spoke to him) "Why didn't Jeremiah think he could do it?" (**share** - he was too young) "What did God say

to comfort him?" (**share** - God was with him, God would make him strong) "Do you think it would be easy to be a prophet and go around and speak about God?" (**share**)

"In today's Gospel, Jesus began to speak in his home town of Nazareth. The people knew Jesus' parents. Do you remember the names of Jesus' parents?" (**share** - Joseph and Mary) "Jesus was an ordinary carpenter. What is a carpenter?" (**share** - someone who builds things out of wood, etc.) "But Jesus began to speak about God and how he performed miracles. Why do you think the crowd became angry?" (**share** - they thought he was lying, they were upset that he thought he was more special than them, etc.) "The people forced Jesus out of town and took him to the top of a hill. How do you think Jesus felt when they didn't believe him?" (**share** - sad, disappointed, upset) "The people were going to throw Jesus over the cliff, but he escaped. Jesus shared the message about God to all people, hoping that everyone would believe in God. Jesus knows and loves each one of us, and we are all equally important to him. Jesus was always ready to welcome and love everyone."

"We must open our hearts and be ready to welcome and love others just like Jesus. We are children and Jesus was a carpenter, but we can still spread the message about God and his love for us. This week, try to spread the Good News about God's love for each of us. Sometimes we don't even have to say anything. When we ACT as though we CARE about someone or something, when we show RESPECT to people, when we have a CHEERFUL ATTITUDE, we spread the love of God to others, without even saying one word."

Intentions:



"Let us pray: (*The intentions may be read by the children*)

That we spread the Good News about God, we pray to the Lord.

Children: "Lord, hear our prayer."

That we always believe in Jesus, we pray to the Lord.

Children: "Lord, hear our prayer."

Encourage the children to share their own intentions.

Hymn:

Choose from *Catholic Book of Worship III*, your parish hymnal, or other sourced song book. Be sure it is related to the theme of today.

Closing:

Discuss the Home Assignment and select readers for the following week; all parents should be encouraged to read next week's readings with their children.



Name: _____

Date: _____

4th Sunday in Ordinary Time (Year C)

Home Assignment



1. Jeremiah was called by God to be a prophet. How would you feel if God spoke directly to you and asked you to be a prophet?

2. Jesus spoke to the people in his home town. Why do you think it was hard for those people to respect what Jesus was saying?

3. Draw a picture of God speaking to Jeremiah. Use speech bubbles to express what Jeremiah and God said to each other.



5th Sunday in Ordinary Time (Year C)

(Green Cloth)



Welcome: "Good morning boys & girls. Welcome!"

Announcements: Make any necessary announcements before the liturgy begins.

Candles: Select one child to help light the candles.

Song: *Open Our Hearts* (by Christopher Walker)

Sign of the Cross: Lead the children in making the Sign of the Cross

First Reading: "This is a reading from the prophet Isaiah." (*Readings may be proclaimed by a parent*)
The Sunday Book of Readings Adapted for Children, p. 72
"The Word of the Lord."
Children: "Thanks be to God."

Responsorial Psalm: **Children's Response:** "Here I am, O my God, I come to do your will."
Verse 1: "You have put a new song in my mouth, a song of praise to you."
Verse 2: "I proclaim your kindness. I will sing, your love is wonderful."
(*Pause in silence for a moment*)

Alleluia: Sing the Alleluia together.



Gospel: "This is a reading from the Gospel of Luke."
Children: "Glory to you, Lord." (*Three crosses - Lord be in my thoughts, in my words, and in my heart*)
The Sunday Book of Readings Adapted for Children, p. 73
"The Gospel of the Lord."
Children: "Praise to you, Lord Jesus Christ."

Dialogue: "The readings today focus on being called by God to spread the news about God."

"In the first reading, Isaiah had a vision. Do you remember what he saw?" (**share** - God on a throne, angels around him) "Isaiah didn't think he was worthy to be near God. Do you know why?" (**share** - he

admitted that he was a sinner [he had done some bad things]) "An angel went to Isaiah and touched his mouth with a piece of hot coal. Do you know what that did?" (**share** - he was forgiven) "God then asked if Isaiah would speak on his behalf. What did Isaiah say to God?" (**share** - 'I am here! Send me.') "If God asked you to speak on his behalf, do you think you would say yes?" (**share**)

"In today's Gospel, Jesus helps some fishermen. What were the fishermen doing when Jesus saw them?" (**share** - washing their nets) "What did Jesus tell them to do?" (**share** - row out further to catch fish) "Why did Simon not think this was a good idea?" (**share** - they had fished all night long and caught nothing) "Simon and the other fishermen were probably very tired and just wanted to go home. But Simon did exactly what Jesus told him to do. He must have really trusted and believed in Jesus. What happened when they did what Jesus suggested?" (**share** - they caught so many fish the nets were bursting) "When they returned to shore, Jesus invited these fishermen to follow him and become his disciples, his followers. He said they would be gathering people, not fish. What do you think Jesus meant by that?" (**share** - they would spread the Good News and encourage people to follow Jesus.)

"How can we 'follow' Jesus now?" (**share** - talk about God, be kind and nice to others, share, etc.) "We can be like the fishermen: believe in Jesus, do what he says, and follow him."

Intentions:



"Let us pray: (*The intentions may be read by the children*)

That we always trust in Jesus, we pray to the Lord.

Children: "Lord, hear our prayer."

That we never hesitate to follow Jesus, we pray to the Lord.

Children: "Lord, hear our prayer."

Encourage the children to share their own intentions

Hymn:

Choose from *Catholic Book of Worship III*, your parish hymnal, or other sourced song book. Be sure it is related to the theme of today.

Closing:

Discuss the Home Assignment and select readers for the following week; all parents should be encouraged to read next week's readings with their children.



Name: _____

Date: _____

5th Sunday in Ordinary Time (Year C)

Home Assignment



1. When Jesus asked the fishermen to follow him, he told them they would be 'gathering people, not fish'. What do you think he meant by this?

2. The fishermen left everything to follow Jesus. They did this because they had faith in him. What do you do to show you have faith in Jesus?

3. Draw a picture of the fishermen in their boats on Lake Gennesaret. Show that they catch so many fish that their nets are tearing.



1st Sunday of Lent (Year C) (Purple Cloth)



Welcome: "Good morning boys & girls. Welcome!"

Announcements: Make any necessary announcements before the liturgy begins.

Candles: Select one child to help light the candles.

Song: *Open Our Hearts* (by Christopher Walker)

Sign of the Cross: Lead the children in making the Sign of the Cross

First Reading: "This is a reading from the book of Deuteronomy."
The Sunday Book of Readings Adapted for Children, p. 22
"The Word of the Lord."
Children: "Thanks be to God."

Responsorial Psalm: **Children's Response:** "I will bow down in your holy temple."
Verse 1: "I will give thanks to your name."
Verse 2: "I will give thanks for your love."
Verse 3: "I will give thanks for your faithfulness." (Pause in silence for a moment)

Alleluia: The Alleluia is omitted during Lent



Gospel: "This is a reading from the Gospel of Luke."
Children: "Glory to you, Lord." (Three crosses - Lord be in my thoughts, in my words, and in my heart)
The Sunday Book of Readings Adapted for Children, p. 23
"The Gospel of the Lord."
Children: "Praise to you, Lord Jesus Christ."

Dialogue: "The readings today focus on being committed to God."

"In the first reading, Moses was speaking to people who had been helped by God. God had brought them out of Egypt and into the Promised Land. What did Moses want them to do to show their appreciation to God?" (**share** - offer the first things grown to God)
"Then he told the people to worship God. How were they supposed

to worship God?" (**share** - bow down in front of the altar) "How do you worship God?" (**share** - come to church, say prayers, do good things for others, etc.)

"In today's Gospel, Jesus went into the desert to be close to God, to worship him, and to think. He spent forty days there - that's almost six weeks! What problems do you think Jesus might have had being in the desert for that long?" (**share** - lack of food and water, too much sun/heat) "Satan, the devil, realized that Jesus might be weak, so he tried to tempt Jesus. Do you remember what he wanted Jesus to do with the stone?" (**share** - turn it into bread) "But Jesus knew that God would take care of him. The devil offered Jesus all the kingdoms, but Jesus knew that God's kingdom was more important than anything the devil could offer. Do you remember what the devil wanted Jesus to do next?" (**share** - jump off the temple) "But Jesus trusted in God's love and didn't need to ask God to prove it."

"Today is the first Sunday of Lent. Lent is a time when we stop and think about our lives and try to get closer to God. We don't need to go into the desert for forty days, but we should think about everything that God provides for us. What things are you thankful for?" (**share**) "God gives real life, real power, and real security. We need to resist temptation and try always to choose the right way...it is by these ways we show our love for God."

Intentions:



"Let us pray: (*The intentions may be read by the children*)

That we become closer to God during Lent, we pray to the Lord.

Children: "Lord, hear our prayer."

That we try to be more loving and caring towards others, we pray to the Lord.

Children: "Lord, hear our prayer."

Encourage the children to share their own intentions

Hymn:

Choose from Catholic Book of Worship III, your parish hymnal, or other sourced song book. Be sure it is related to the theme of today.

Closing:

Discuss the Home Assignment and select readers for the following week; all parents should be encouraged to read next week's readings with their children.



Name: _____

Date: _____

1st Sunday of Lent (Year C)



Home Assignment

1. Moses told the people to thank God for saving them and to worship him. How do you worship God?

2. Jesus went to the desert for forty days. Why do you think the devil chose this particular time to try to tempt Jesus?

3. Draw a picture of Jesus in the desert as he is being tempted by the devil to turn a stone into bread.



2nd Sunday of Lent (Year C) (Purple Cloth)



Welcome: "Good morning boys & girls. Welcome!"

Announcements: Make any necessary announcements before the liturgy begins.

Candles: Select one child to help light the candles.

Song: *Open Our Hearts* (by Christopher Walker)

Candles: Select one child to help light the candles.

Sign of the Cross: Lead the children in making the Sign of the Cross

First Reading: "This is a reading from the book of Genesis." (*Readings may be proclaimed by a parent*)

The Sunday Book of Readings Adapted for Children, p. 24

"The Word of the Lord."

Children: "Thanks be to God."

Responsorial Psalm: **Children's Response:** "Your love and your promises are true, O my God."

Verse 1: "You made a covenant long ago, a promise made in love."

Verse 2: "You keep your promises forever."

Verse 3: "Your love will never end." (*Pause in silence for a moment*)

Alleluia: ~~The Alleluia~~ **The Alleluia is omitted during Lent**

Gospel: "This is a reading from the Gospel of Luke."

Children: "Glory to you, Lord." (*Three crosses - Lord be in my thoughts, in my words, and in my heart*)

The Sunday Book of Readings Adapted for Children, p. 25

"The Gospel of the Lord."

Children: "Praise to you, Lord Jesus Christ."

Dialogue: "The readings today focus on promises of what will happen in the future."

"In the first reading, God spoke to Abraham. Do you remember any of the promises that God made?" (**share** - a large family, land) "God

promised that Abraham would have a large family with as many members as all the stars in the sky. That's a big promise. What promises do you make to your family and friends?" (**share** - to do chores, to keep secrets, to be home on time) "Is it important to keep these promises?" (**share**) "What happens if you don't keep your promises? How will your family and friends feel if you don't follow through?" (**share**)

"In today's Gospel, Jesus went up the mountain. Who did Jesus take with him on the mountain?" (**share** - Peter, James, John) "What happened while they were there?" (**share** - Jesus became shining white) "Have you ever been to a movie theatre? Before the movie starts, what do you see?" (**share** - coming attractions) "Previews tell us what the new movies are going to be like and help us look forward to them. In today's gospel, Jesus was giving a preview of what he will be like after he dies. He will be in the glory of God, glowing and shining like a light. He was also showing us that we will be like him. We will live with him in glory. As Jesus was showing this to Peter, James, and John, God told them what we must do to live with Jesus in glory forever. What did Peter, James, and John hear God say?" (**share** - 'this is my son, the chosen one, listen to him')

"How do we listen to Jesus today?" (**share** - in church, the bible, our parents, in our own hearts) "We need to listen to Jesus in order to be with him forever. If we keep our promises to have faith in Jesus, we can look forward to a wonderful future."

Intentions:



"Let us pray: (*The intentions may be read by the children*)

That we believe in Jesus, we pray to the Lord.

Children: "Lord, hear our prayer."

That we continue to listen to the words of Jesus, we pray to the Lord.

Children: "Lord, hear our prayer."

Encourage the children to share their own intentions

Hymn:

Choose from *Catholic Book of Worship III*, your parish hymnal, or other sourced song book. Be sure it is related to the theme of today.

Closing:

Discuss the Home Assignment and select readers for the following week; all parents should be encouraged to read next week's readings with their children.



Name: _____

Date: _____

2nd Sunday of Lent (Year C)

Home Assignment



1. God promised Abraham that his family would be as many as the stars in the sky. When else have stars and light been important in stories about Jesus?

2. Jesus promised that he would live in glory with God forever. What promises can you make to Jesus, especially during this time of Lent?

3. Draw a picture of Jesus meeting with Moses and Elijah on the mountain. Don't forget to draw Jesus "shining in glory".



3rd Sunday of Lent (Year C) (Purple Cloth)



Welcome: "Good morning boys & girls. Welcome!"

Announcements: Make any necessary announcements before the liturgy begins.

Candles: Select one child to help light the candles.

Song: *Open Our Hearts* (by Christopher Walker)

Sign of the Cross: Lead the children in making the Sign of the Cross

First Reading: "This is a reading from the book of Exodus." (*Readings may be proclaimed by a parent*)

The Sunday Book of Readings Adapted for Children, p. 26-27

"The Word of the Lord."

Children: "Thanks be to God."

Responsorial Psalm: **Children's Response:** "Glorify God, glorify God with me."

Verse 1: "Let us praise God's holy name."

Verse 2: "Glorify God's holy name." (*Pause in silence for a moment*)

Alleluia: **The Alleluia is omitted during Lent**



Gospel: "This is a reading from the Gospel of Luke."

Children: "Glory to you, Lord." (*Three crosses - Lord be in my thoughts, in my words, and in my heart*)

The Sunday Book of Readings Adapted for Children, p. 27

"The Gospel of the Lord."

Children: "Praise to you, Lord Jesus Christ."

Dialogue: "The readings today focus on how special God is, that he loves us, he wants to be near us, and he is willing to give us second chances."

In the first reading, Moses went to the holy mountain. God told him to take off his shoes. Why?" (**share** - he was standing on holy ground) "Moses was being introduced to God, someone very special, different and unique. Who would be someone that you would love to meet?" (**share** - Queen, Prime Minister, sports hero, singer/actor)

“How would you feel if you found out that person was coming to dinner tonight in your house?” (**share** - excited, anxious, nervous) “Imagine that the special person said ‘Hello, my name is ____ and I just wanted to be with you because I care about you’. How would that make you feel?” (**share** - special, important) “God is so special and he wants to be with us, to love us, and to save us!”

“In today’s Gospel, Jesus told a parable, which is a story. He often told stories to help people understand God better. In the story today, what did the man want to do with the tree that was not giving fruit?” (**share** - cut it down) “What did the gardener want to do?” (**share** - give it a year) “Do you think the man was right or wrong?” (**share** - it’s natural to want to cut it/it had been no fruit for three years) “Do you think the gardener was right or wrong?” (**share** - he wants the tree to grow/he could plant something better) “God is like the gardener. He doesn’t ‘remove’ us when we don’t do what is right. Instead, God always gives us a chance to change. Lent is a special time to help us change our lives. What things do we do that God would think isn’t right?” (**share** - not listen to parents, be mean to brothers/sisters, etc.) “Jesus will always help us to be kind, loving, generous, and forgiving so that we will bear the fruits of God’s life and love in us.”

“What could we do this week to try to change our ways?” (**share** - be more helpful, listen to teachers/parents, etc.) “God is special and he makes the effort to be there for us. We need to make that same effort!”

Intentions:



“Let us pray: (*The intentions may be read by the children*)

That we try to change our lives to be better, we pray to the Lord.

Children: “Lord, hear our prayer.”

That we forgive others and give them a chance to change, we pray to the Lord.

Children: “Lord, hear our prayer.”

Encourage the children to share their own intentions.

Hymn:

Choose from *Catholic Book of Worship III*, your parish hymnal, or other sourced song book. Be sure it is related to the theme of today.

Closing:

Discuss the Home Assignment and select readers for the following week; all parents should be encouraged to read next week’s readings with their children.



Name: _____

Date: _____

3rd Sunday of Lent (Year C)

Home Assignment



1. God presented himself to Moses. Describe how you would feel if a special person (favourite singer/actor/sports hero) were to visit you.

2. The gardener wanted to give the fig tree another year to grow. Do you agree that the tree should stay or should the tree have been cut down?

3. Draw pictures of two fig trees. The first fig tree should have no figs. The second tree should be covered in figs...as God gave it another year.

--	--



4th Sunday of Lent (Year C)

(Purple Cloth)



Welcome: "Good morning boys & girls. Welcome!"

Announcements: Make any necessary announcements before the liturgy begins.

Candles: Select one child to help light the candles.

Song: *Open Our Hearts* (by Christopher Walker)

Sign of the Cross: Lead the children in making the Sign of the Cross

First Reading: "This is a reading from the prophet Joshua." (*Readings may be proclaimed by a parent*)

The Sunday Book of Readings Adapted for Children, p. 28

"The Word of the Lord."

Children: "Thanks be to God."

Responsorial Psalm: **Children's Response:** "You are the one who feeds us."

Verse 1: "You give us food from your hand."

Verse 2: "You give us all that we need." (*Pause in silence for a moment*)

Alleluia: **The Alleluia is omitted during Lent**



Gospel: "This is a reading from the Gospel of Luke."

Children: "Glory to you, Lord." (*Three crosses - Lord be in my thoughts, in my words, and in my heart*)

The Sunday Book of Readings Adapted for Children, p. 29-31

"The Gospel of the Lord."

Children: "Praise to you, Lord Jesus Christ."

Dialogue: "The readings today remind us how God is always there for us, even when we make mistakes. He never gives up on us!"

"In the first reading, we are reminded how God saved his people and brought them to the Promised Land. The people were now able to grow their own food and make their own bread. How do you think the people felt when they were finally in a place where they could grow and make their own food?" (**share** - happy, excited, safe)

"In last week's Gospel, we learned that God will always give us a chance to change. Today, we learn that God will always take us back. In today's Gospel, the son wants his share of the family's money and leaves home. Have any of you ever been away from your parents for a long time (e.g. with grandparents)? How did it feel to be away from your parents?" (share) "How did you feel when you saw your parents again?" (share) "Why did the son in the story decide to come home?" (share - spent all his money, was hungry) "The story tells us that the father saw him coming from a long way off. That means that the father was watching for him. He knew his son would come home. How do you think the father felt?" (share - excited, relieved) "How do you think the son felt?" (share - happy to be home, grateful that his father accepted him again) "What did the father do to celebrate?" (share - have a feast) "Jesus told this story to show God's feelings for us. If we turn our backs on God, he will always watch for us and take us back."

"If we do something wrong, we can always ask for forgiveness and God will welcome us back with open arms. God will always be there for us! He looked out for his people years ago and he still looks out for us today. Let's keep trying to show how much we love God and are grateful for his love!"

Intentions:



"Let us pray: *(The intentions may be read by the children)*

That we know that God is always there for us, we pray to the Lord.

Children: "Lord, hear our prayer."

That we thank God for his understanding and forgiveness, we pray to the Lord.

Children: "Lord, hear our prayer."

Encourage the children to share their own intentions.

Hymn:

Choose from *Catholic Book of Worship III*, your parish hymnal, or other sourced song book. Be sure it is related to the theme of today.

Closing:

Discuss the Home Assignment and select readers for the following week; all parents should be encouraged to read next week's readings with their children.



Name: _____

Date: _____

4th Sunday of Lent (Year C)



Home Assignment

1. Describe why you think the younger son in the Gospel decided to leave his home and live in a far away country.

2. Describe why you think the younger son decided to return to his home after being away for so long.

3. Draw a picture of the younger son coming home to his father and his father accepting him with open arms!



5th Sunday of Lent (Year C) (Purple Cloth)



Welcome: "Good morning boys & girls. Welcome!"

Announcements: Make any necessary announcements before the liturgy begins.

Candles: Select one child to help light the candles.

Song: *Open Our Hearts* (by Christopher Walker)

Sign of the Cross: Lead the children in making the Sign of the Cross

First Reading: "This is a reading from the prophet Isaiah." (*Readings may be proclaimed by a parent*)

The Sunday Book of Readings Adapted for Children, p. 32

"The Word of the Lord."

Children: "Thanks be to God."

Responsorial Psalm: **Children's Response:** "In your kindness, O my God, have mercy on me."
Verse 1: "I know that I have sinned and done what is wrong."
Verse 2: "O God, forgive my sins and make my heart true." (*Pause in silence for a moment*)

Alleluia: The Alleluia is omitted during Lent



Gospel: "This is a reading from the Gospel of John."

Children: "Glory to you, Lord." (*Three crosses - Lord be in my thoughts, in my words, and in my heart*)

The Sunday Book of Readings Adapted for Children, p. 33

"The Gospel of the Lord."

Children: "Praise to you, Lord Jesus Christ."

Dialogue: "The readings today focus on God's forgiveness."

"In the first reading, we learn that the people have forgotten about God and have become 'bored' with God. They forgot that it was God who brought them to the promised land. Do you remember how God reacted and what he said?" (**share** - he would forget about the past,

he made a new path and rivers, he forgave them) "God loved his people so much that he was willing to forgive everything!"

"In past weeks, we learned that God gives us chances and welcomes us back. Today, we are learning that God forgives us. In the Gospel, a woman is brought to Jesus. She had done something wrong and the punishment in those days was for her to be 'stoned'. This meant that others would throw stones at her until she died. How do you think the woman felt?" (*share* - scared, upset, sorry) "The crowd was eager to throw the stones, but Jesus made a statement. Do you remember what he said?" (*share* - the one who had never done anything wrong could throw the first stone) "Was there anyone in the crowd who was that good?" (*share* - nobody was without fault) "Everyone in the crowd left. Jesus made them realize that no one is perfect and they all make mistakes. How do you think the woman felt now?" (*share* - relieved, grateful) "Jesus did not punish the woman either. He told her not to sin anymore. Do you think she listened to him? Why or why not?" (*share*)

"Often we see the mistakes and faults of others before we notice our own. We should be ready to forgive others and hope that they forgive us when we make a mistake. We are not perfect, so we should not judge others, either. God doesn't judge us! Remember this throughout this week and try to be more forgiving of others."

Intentions:



"Let us pray: (*The intentions may be read by the children*)

That we forgive others when they make mistakes, we pray to the Lord.

Children: "Lord, hear our prayer."

That others forgive us when we make mistakes, we pray to the Lord.

Children: "Lord, hear our prayer."

Encourage the children to share their own intentions

Hymn:

Choose from *Catholic Book of Worship III*, your parish hymnal, or other sourced song book. Be sure it is related to the theme of today.

Closing:

Discuss the Home Assignment and select readers for the following week; all parents should be encouraged to read next week's readings with their children.



Name: _____

Date: _____

5th Sunday of Lent (Year C)

Home Assignment



1. Why do you think God is able to forgive us for anything that we have done in the past?

2. The woman in the temple had done something wrong. Jesus said only someone who had not sinned could punish her. Do you agree?

3. Draw a picture of the woman brought to the temple because she was a sinner. Draw the other people who realized they should not throw stones.



Passion/Palm Sunday (Year C)

(White Cloth)



Welcome: "Good morning boys & girls. Welcome!"

Announcements: Make any necessary announcements before the liturgy begins.

Candles: Select one child to help light the candles.

Song: *Open Our Hearts* (by Christopher Walker)

Sign of the Cross: Lead the children in making the Sign of the Cross

First Reading: "This is a reading from Paul's letter to the Philippians." (*Readings may be proclaimed by a parent*)

The Sunday Book of Readings Adapted for Children, p. 35

"The Word of the Lord."

Children: "Thanks be to God."

Responsorial Psalm: **Children's Response:** "Glorify God, glorify God's holy name."

Verse 1: "Let us praise God's holy name."

Verse 2: "Glorify God, glorify God, glorify God with me." (*Pause in silence for a moment*)

Alleluia: The Alleluia is omitted during Lent



Gospel: "This is a reading from the Gospel of Luke."

Children: "Glory to you, Lord." (*Three crosses - Lord be in my thoughts, in my words, and in my heart*)

The Sunday Book of Readings Adapted for Children, p. 36-38

"The Gospel of the Lord."

Children: "Praise to you, Lord Jesus Christ."

Dialogue: "Today is called Passion or Palm Sunday. It is a special celebration that reminds us that Easter is one week away!"

"The first reading reminds us about the identity of Jesus. Jesus was a human being just like us, and even though he was also God, he lived a modest life. What similarities are there between Jesus' life and your life?" (**share**)

- born to a mom and dad, was baptized, went to church, obeyed his parents, worked [as a carpenter], etc.) "Jesus

obeyed God and did what was asked of him, even though it meant he would eventually die on the cross. Jesus was raised up so that everyone could worship him. Do you remember the phrase mentioned in the reading?" (**share** - [give hints] 'Jesus Christ is Lord!')

"The Gospel today was called 'The Passion' and told about the death of Jesus. Why did the people take Jesus to Pilate?" (**share** - he taught the people about God, and claimed to be Christ the King) "How do you think Jesus felt, especially when they made fun of him being a 'king'?" (**share** - maybe afraid but he knew God was with him) "Who did Pilate want to set free?" (**share** - Jesus) "Why do you think Pilate decided to let Barabbas, a murderer, go free?" (**share** - pressure from the crowd) "What did the people and the soldiers do to Jesus when he was on the cross?" (**share** - made fun of him) "How do you think that made Jesus feel?" (**share** - disappointed in the people, rejected) "Do you remember what Jesus said to the two criminals with him?" (**share** - 'today you will be with me in Paradise') "The Passion is a very powerful story about Jesus' death. How did hearing the Gospel make you feel?" (**share**)

"This week is called Holy Week. We are reminded of the last days before Jesus died. Take time to remember Jesus throughout this special week!"

Intentions:



"Let us pray: (*The intentions may be read by the children*)

That we honour Jesus today by carrying branches and praising Him, we pray to the Lord.

Children: "Lord, hear our prayer."

That we honour Jesus everyday by living good lives, we pray to the Lord.

Children: "Lord, hear our prayer."

Encourage the children to share their own intentions.

Hymn:

Choose from *Catholic Book of Worship III*, your parish hymnal, or other sourced song book. Be sure it is related to the theme of today.

Closing:

Discuss the Home Assignment and select readers for the following week; all parents should be encouraged to read next week's readings with their children.



Name: _____

Date: _____

Passion/Palm Sunday (Year C)



Home Assignment

1. Jesus though he was God was humble and modest. How was the life of Jesus similar to your life?

2. Pilate was pressured to release Barabbas instead of Jesus. How do you feel about that decision?

3. Draw a picture of Jesus being presented to Pilate with the crowd demanding that he be punished.



YEAR ONE SACRAMENTAL PREPARATION PROGRAM DIOCESE OF VICTORIA

Easter Sunday to Pentecost Sunday

Year C

Developed by the Bishop's Advisory Committee
For Children's Catechesis



Easter Sunday

2nd Sunday of Easter

3rd Sunday of Easter

4th Sunday of Easter

5th Sunday of Easter

6th Sunday of Easter

Ascension Sunday

Pentecost Sunday

Easter Sunday (Year C)

White Cloth



Welcome: "Good morning boys & girls. Alleluia, Happy Easter!"

Announcements: Make any necessary announcements before the liturgy begins.

Candle/Book: Choose a child to process with the candle and a parent the book.

Song: *Open Our Hearts* (by Christopher Walker)

Sign of the Cross: Lead the children in making the Sign of the Cross.

First Reading: "This is a reading from the Acts of the Apostles." (*Readings may be proclaimed by a parent*)
The Sunday Book of Readings Adapted for Children, p. 40
(Pause in silence for a moment)
"The Word of the Lord."
Children: "Thanks be to God."

Responsorial Psalm: **Children's Response:** "This day was made by the Lord. Let us rejoice! Let us be glad! This day was made by the Lord. Let us rejoice in salvation."
Verse 1: "You opened the gates of heaven; you have given me life. You have given me life. I will proclaim the wonders you do!"

Alleluia: The Alleluia is sung for the first time since before Lent

Gospel: "This is a reading from the Gospel of Luke."

Children: "Glory to you, Lord." (*Three crosses - in your mind, in your words, in your heart*)
The Sunday Book of Readings Adapted for Children, p. 41
"This is the Gospel of the Lord."
Children: "Praise to you, Lord Jesus Christ."



Dialogue: "Today we heard the story of Jesus' Resurrection. Jesus' tomb or grave was hollowed out from the side of a rocky hill and could be visited. In front of the entrance was a large stone. When the women visited the tomb, what did they discover? (**share** - the stone had been moved) "What else did they see?" (**share** - Jesus' body was gone) "What did this mean?" (**share** - Jesus was dead, but he was alive again) "What special things do we do at Easter?" (**share** -

special Easter clothes, Easter eggs, Easter bunny, etc.) "Bunnies, chicks, and eggs are all signs of new life. We see signs of new life in nature - new grass, flowers, buds on trees, etc. Are any of you going to visit someone today?" (**share**) "Our visit can bring new life to that person. Easter is a time to celebrate new life. Jesus died and was buried in the tomb. But he rose from the dead and lives forever. The women went to tell others about what they saw. "How can we tell others about Jesus?" (**share** - by doing what Jesus wants us to do: be kind, nice, share, etc.) "Today we celebrate Jesus' New Life."

Intentions:

"Let us pray:



That we thank Jesus for the new life he wants to share with us, we pray to the Lord...

Children: "Lord, hear our prayer."

For the people who do not know the good news about Jesus, we pray to the Lord ...

Children: "Lord, hear our prayer."

Song:

"Rejoice in the Lord Always", Ultimate Kids Song Collection

Take-Home Activity:

Children colour the Home Assignment, "Alleluia! He is Risen!"

Closing:

Discuss the Home Assignment and select readers for the following week; all parents should be encouraged to read next week's readings with their children.

Name: _____

Date: _____

Easter Sunday (Year C)

Home Assignment



1. At this time of year the world shows many "signs of new life". What is your favourite sign of new life? Why is it your favourite?

2. Mary Magdalene and Mary were two of Jesus' closest friends. What did they discover when they got to the tomb? What did they remember? What did they do?

3. Draw a picture of you bringing good news to someone you know. What kind of good news would make them really happy?

A large, empty rectangular box with a thin black border, intended for a drawing.

2nd Sunday of Easter Sunday (Year C)

White Cloth



Welcome: "Good morning boys & girls. Alleluia!"

Announcements: Make any necessary announcements before the liturgy begins.

Candle/Book: Choose a child to process with the candle and a parent the book.

Song: *Open Our Hearts* (by Christopher Walker)

Sign of the Cross: Lead the children in making the Sign of the Cross.

First Reading: "This is a reading from the Acts of the Apostles." (*Readings may be proclaimed by a parent*)

The Sunday Book of Readings Adapted for Children, p. 42

(Pause in silence for a moment)

"The Word of the Lord."

Children: "Thanks be to God."

Responsorial Psalm: **Children's Response:** "This day was made by the Lord. Let us rejoice!
Let us be glad! This day was made by the Lord. Let us rejoice in salvation."

Verse: "You are my strength and my Saviour. You have given me life.
You have given me life. I will proclaim the wonders you do!"

Gospel: "This is a reading from the Gospel of John."

Children: "Glory to you, Lord." (*Three crosses - in your mind, in your words, in your heart*)

The Sunday Book of Readings Adapted for Children, p. 42-43

"This is the Gospel of the Lord."

Children: "Praise to you, Lord Jesus Christ."



Dialogue: "Last week we heard how Jesus died but then rose from the dead.
Today we heard how Jesus went to see his friends. Where were his disciples?" (**share** - in a room upstairs) "Why had they locked the door?" (**share** - they were afraid of Jesus' enemies) "What did Jesus say when he came in?" (**share** - 'Peace be with you') "What did Thomas say when the others told him what had happened?" (**share** - 'I'll never believe it') "Thomas did not believe Jesus had appeared. He said he would not believe unless he saw it for himself. What

happened the next week?" (**share** - Jesus came again) "Why did Thomas now believe?" (**share** - because he saw Jesus for himself)

"Sometimes it is difficult to believe in things we haven't seen. Jesus said 'how blessed are people who have not seen me and still believe'. We believe in Jesus because of what others say and do, not because we have seen him. And other people come to believe in Jesus by what we say and do. We need to continue to show Jesus to others this week by being nice and kind to others, as Jesus would want."

Intentions:



"Let us pray:

For those who find it hard to believe in Jesus, we pray to the Lord.

Children: "Lord, hear our prayer."

That the peace of Jesus may touch all hearts, we pray to the Lord.

Children: "Lord, hear our prayer."

Song:

"Rejoice in the Lord Always", Ultimate Kids Song Collection

Closing:

Discuss the Home Assignment and select readers for the following week; all parents should be encouraged to read next week's readings with their children.

Name: _____ Date: _____

2nd Sunday of Easter (Year C)

Home Assignment



1. How did the disciples feel in the upper room before Jesus came? How did they feel when Jesus appeared to them?

2. What did Jesus say to the disciples that helped them when they were afraid and that can help us too when we are afraid?

3. Draw a picture of the disciples happy to see Jesus.

A large, empty rectangular box with a black border, intended for a drawing.

3rd Sunday of Easter Sunday (Year C)

White Cloth



Welcome: "Good morning boys & girls. Alleluia!"

Announcements: Make any necessary announcements before the liturgy begins.

Candle/Book: Choose a child to process with the candle and a parent the book.

Song: *Open Our Hearts* (by Christopher Walker)

Sign of the Cross: Lead the children in making the Sign of the Cross.

First Reading: "This is a reading from the Acts of the Apostles." (*Readings may be proclaimed by a parent*)

The Sunday Book of Readings Adapted for Children, p. 44

(Pause in silence for a moment)

"The Word of the Lord."

Children: "Thanks be to God."

Responsorial Psalm: **Children's Response:** "O God you have given me life, you have given me life in you."

Verse: "I called to you to save me. You changed my sadness to dancing."

Gospel: "This is a reading from the Gospel of John."

Children: "Glory to you, Lord." (*Three crosses - in your mind, in your words, in your heart*)

The Sunday Book of Readings Adapted for Children, p. 45-47

"This is the Gospel of the Lord."

Children: "Praise to you, Lord Jesus Christ."



Dialogue: "What were the disciples doing in today's Gospel?" (**share** - fishing)
"How long did they fish?" (**share** - all night) "Did they catch anything?" (**share** - no) "Who called to them?" (**share** - Jesus)
"What was Jesus' advice?" (**share** - put your net on the right side of the boat) "Then what happened?" (**share** - they caught so many fish that they couldn't pull the net back into the boat) "One of the disciples finally recognized the man on the shore as Jesus. He called out 'It's the Lord!' Jesus had started a fire and had some bread and fish. As the fishermen and Jesus sat on the beach and ate, Jesus

told Peter and the disciples to 'Feed my sheep'. Jesus was not just referring to actually feeding people, but Jesus wanted the disciples to share the story of Jesus to others and 'feed them' the good news of Jesus. Jesus wants us to do that as well. How can we do that?" (**share** - be like Jesus, be kind, share, be nice to others, etc.) "The disciples were excited to see Jesus. We should also be excited to have Jesus in our lives, today and forever."

Intentions:



"Let us pray:

For those who find it hard to believe in Jesus, we pray to the Lord.
That we listen to Jesus always, we pray to the Lord.

Children: "Lord, hear our prayer."

That we make nice surprises for others, we pray to the Lord.

Children: "Lord, hear our prayer."

Song:

"Rejoice in the Lord Always", Ultimate Kids Song Collection

Closing:

Discuss the Home Assignment and select readers for the following week; all parents should be encouraged to read next week's readings with their children.

Name: _____ Date: _____

3rd Sunday of Easter (Year C)

Home Assignment



1. How did the disciples in the boat feel before Jesus came? How did they feel after Jesus came and showed them where to find fish?

2. What did Jesus do for the hungry disciples after they came ashore?

3. Draw a picture of Jesus telling Peter to feed his sheep.

4th Sunday of Easter Sunday (Year C)

White Cloth



Welcome: "Good morning boys & girls. Alleluia, Happy Easter!"

Announcements: Make any necessary announcements before the liturgy begins.

Candle/Book: Choose a child to process with the candle and a parent the book.

Song: *Open Our Hearts* (by Christopher Walker)

Sign of the Cross: Lead the children in making the Sign of the Cross.

First Reading: "This is a reading from the Acts of the Apostles." (*Readings may be proclaimed by a parent*)

The Sunday Book of Readings Adapted for Children, p. 48

(Pause in silence for a moment)

"The Word of the Lord."

Children: "Thanks be to God."

Responsorial Psalm:

Leader: "We sing to you"

Children: "We sing to you"

Leader: "With songs of joy"

Children: "With songs of joy"

Leader: "We bless your Holy name"

Children: "We bless your Holy name"

Leader: "We come to you"

Children: "We come to you"

Leader: "With thankful hearts"

Children: "With thankful hearts"

Leader and Children: "We enter your house with praise!"

Verse 1: "You are God you made us. We are your sheep: we belong to you."

Verse 2: "You are always faithful. Your love will last till the end of time"

Gospel: "This is a reading from the Gospel of John."

Children: "Glory to you, Lord." (*Three crosses - in your mind, in your words, in your heart*)

The Sunday Book of Readings Adapted for Children, p. 49

"This is the Gospel of the Lord."

Children: "Praise to you, Lord Jesus Christ."



Dialogue:

"Does anyone here have a pet?" (**share**) "What do you have to do to take care of your pet?" (**share** - feed, clean, walk, etc.) "What is a shepherd?" (**share**) "What does a shepherd do?" (**share** - leads them to food, to shelter, away from danger) "Jesus knew a lot about sheep and shepherds and so did the people he talked to. Maybe when Jesus was a boy he took care of sheep. He led them to pastures where they could find something to eat. Maybe he had to protect them from wild animals or had to find them if they got lost. When Jesus grew up and wanted to tell people how much he loved them, he said, 'I am the Good Shepherd who takes care of his sheep. My sheep listen to my voice. I know my sheep and they follow me.' How do we follow Jesus today?" (**share** - come to church, listen to the Gospel, be kind and nice, etc.) "Jesus, the Good Shepherd, protects us. Who else protects us in our lives?" (**share** - parents, teachers, scout leaders, coaches, etc.) "Jesus promises that protection forever to all of us who follow his ways."

Intentions:

"Jesus is our good shepherd, our leader. Let us pray:

For all the leaders of the Church, we pray to the Lord.

Children: "Lord, hear our prayer."

For parents and teachers, and all who protect us...we pray to the Lord.

Children: "Lord, hear our prayer."

Intentions:

"Let us pray:

That we thank Jesus for the new life he wants to share with us, we pray to the Lord...

Children: "Lord, hear our prayer."

For the people who do not know the good news about Jesus, we pray to the Lord ...

Children: "Lord, hear our prayer."



Song:

"Rejoice in the Lord Always", *Ultimate Kids Song Collection*

Closing:

Discuss the Home Assignment and select readers for the following week; all parents should be encouraged to read next week's readings with their children.

Name: _____ Date: _____

4th Sunday of Easter (Year C)

Home Assignment



1. What did the Apostles tell the people to do?

2. Jesus, our Good Shepherd, loves us like the shepherd whose sheep respond to his voice because they know he cares for them and will protect them. How does the Gospel reading make you feel?

3. Draw a picture of Jesus the Good Shepherd who cares for and protects his sheep.

5th Sunday of Easter Sunday (Year C)

White Cloth



Welcome: "Good morning boys & girls. Alleluia!"

Announcements: Make any necessary announcements before the liturgy begins.

Candle/Book: Choose a child to process with the candle and a parent the book.

Song: *Open Our Hearts* (by Christopher Walker)

Sign of the Cross: Lead the children in making the Sign of the Cross.

First Reading: "This is a reading from the Acts of the Apostles." (*Readings may be proclaimed by a parent*)

The Sunday Book of Readings Adapted for Children, p. 50

(Pause in silence for a moment)

"The Word of the Lord."

Children: "Thanks be to God."

Responsorial Psalm: **Children's Response:** "All the nations will praise you and know that you are God."

Verse 1: "Give God Glory. Give honour and praise"

Verse 2: "Proclaim salvation day after day." Give honour and praise"

Verse 3: "Tell the nations God's wonderful deeds."

Alleluia: Sing the Alleluia together

Gospel: "This is a reading from the Gospel of John."

Children: "Glory to you, Lord." (*Three crosses - in your mind, in your words, in your heart*)

The Sunday Book of Readings Adapted for Children, p. 51

"This is the Gospel of the Lord."

Children: "Praise to you, Lord Jesus Christ."

Dialogue: "Today Jesus gives us a commandment. That's a rule and rules should be obeyed. Rules are made for our happiness and safety. Rules show that people care for and love us. Do you have rules at home? What are some of the rules your parents have?" (**share**) "Do you have rules at school? What are some of the rules your teachers have?" (**share**) "The rule that Jesus makes is to love one another as he loves us. How did Jesus show his love for others? What did he do?"



(share - he was kind, always forgave, helped the sick, sad, lonely, etc.) "Last Sunday Jesus called himself the Good Shepherd. He is a shepherd, a leader, who is always good and he wants us to be good, too. How can we be good and show love for others?" (share - pray for others, share, not fight, say 'sorry', forgive others, obey our parents, etc.) "Jesus asks us to love this way because he loves us so much. Jesus loves everyone and wants us to love everyone, too. That is his commandment of LOVE."

Intentions:



"Let us pray:

For our families and all the people we love, we pray to the Lord.

Children: "Lord, hear our prayer."

That we try to love others as Jesus loves us, we pray to the Lord.

Children: "Lord, hear our prayer."

Song:

"Rejoice in the Lord Always", Ultimate Kids Song Collection

Closing:

Discuss the Home Assignment and select readers for the following week; all parents should be encouraged to read next week's readings with their children.



Name: _____

Date: _____

5th Sunday of Easter (Year C)

Home Assignment



1. In the Gospel Jesus gives a new commandment, "Love one another just as I have loved you". What are some of the ways Jesus loves us?

2. What are some things you could do which show your love for others?

3. Draw a picture of you showing love to others by helping at home or at school.



6th Sunday of Easter Sunday (Year C)

White Cloth



Welcome: "Good morning boys & girls. Alleluia!"

Announcements: Make any necessary announcements before the liturgy begins.

Candle/Book: Choose a child to process with the candle and a parent the book.

Song: *Open Our Hearts* (by Christopher Walker)

Sign of the Cross: Lead the children in making the Sign of the Cross.

First Reading: "This is a reading from the Acts of the Apostles." (*Readings may be proclaimed by a parent*)

The Sunday Book of Readings Adapted for Children, p. 52

(Pause in silence for a moment)

"The Word of the Lord."

Children: "Thanks be to God."

Responsorial Psalm: **Children's Response:** "All the nations will praise you and know that you are God."

Verse 1: "Give God glory. Give honour and praise."

Verse 2: "Proclaim salvation day after day."

Verse 3: "Tell the nations God's wonderful deeds"

Alleluia: Sing the Alleluia together

Gospel: "This is a reading from the Gospel of John."

Children: "Glory to you, Lord." (*Three crosses - in your mind, in your words, in your heart*)

The Sunday Book of Readings Adapted for Children, p. 53

"This is the Gospel of the Lord."

Children: "Praise to you, Lord Jesus Christ."



Dialogue: "Have you ever felt like doing something nice for someone? What did you do?" (**share** - clean a bedroom, make breakfast, bring home a flower, etc.) "It's the Holy Spirit that inspires you to do good things. We don't see the Holy Spirit, but the Holy Spirit - the Spirit of Jesus - is in us and helps us. In today's Gospel, Jesus told his disciples that he soon would be leaving them. God was going to send the Holy Spirit to teach them. We received the Holy Spirit when we were baptized. In the Gospel, Jesus said, 'I leave you my

peace.' Jesus really wants us to have peace and not be afraid. How do you feel when you do nice things for people?" (**share** - happy, at peace) "By following the Holy Spirit and doing nice things and living like Jesus wants us to, we will feel peace. When we are mean and fight with others, there is a SAD feeling inside of us. That's exactly the opposite of peace. In church, when we shake hands, we wish each other peace, the peace of Christ. Remember Jesus today when you shake hands with others and say, 'Peace be with you.'"

Intentions:

"Let us pray:

That the peace of Jesus surrounds our families, we pray to the Lord.

Children: "Lord, hear our prayer."

For those who find it hard to forgive, we pray to the Lord.

Children: "Lord, hear our prayer."

Intentions: "Let us pray:

That the peace of Jesus surrounds our families, we pray to the Lord.

Children: "Lord, hear our prayer."

For those who find it hard to forgive, we pray to the Lord.

Children: "Lord, hear our prayer."



Song:

"Rejoice in the Lord Always", Ultimate Kids Song Collection

Closing:

Discuss the Home Assignment and select readers for the following week; all parents should be encouraged to read next week's readings with their children.

Name: _____ Date: _____

6th Sunday of Easter (Year C)

Home Assignment



1. In today's Gospel Jesus tells his disciples that he is going away, but he will come back. What did he ask them to do in the mean time?

2. Jesus tells his disciples the Father will send someone who will help them. This person will also help us. Who is it that the Father will send?

3. Draw a picture of you helping bring peace to someone by helping them.

Ascension of the Lord (Year C)

White Cloth



Welcome: "Good morning boys & girls!"

Announcements: Make any necessary announcements before the liturgy begins.

Candle/Book: Choose a child to process with the candle and a parent the book.

Song: *Open Our Hearts* (by Christopher Walker)

Sign of the Cross: Lead the children in making the Sign of the Cross.

First Reading: "This is a reading from the Acts of the Apostles." (*Readings may be proclaimed by a parent*)

The Sunday Book of Readings Adapted for Children, p. 54

(Pause in silence for a moment)

"The Word of the Lord."

Children: "Thanks be to God."

Responsorial Psalm: **Children's Response:** "Proclaim Good News to all of the earth!"

Verse 1: "Praise God with trumpets, Praise God with songs!"

Verse 2: "Sing praise to Jesus our Lord and God"

Alleluia: Sing the Alleluia together

Gospel: "This is a reading from the Gospel of Luke."

Children: "Glory to you, Lord." (*Three crosses - in your mind, in your words, in your heart*)

The Sunday Book of Readings Adapted for Children, p. 55

"This is the Gospel of the Lord."

Children: "Praise to you, Lord Jesus Christ."

Dialogue: "In today's Gospel, Jesus told his disciples that he would be leaving them. How do you think his friends felt?" (**share**) "Where was Jesus going?" (**share** - heaven) "Before Jesus left, he reminded the disciples that everyone in the world should turn away from their sins and God will forgive them. Jesus wants us to stop doing bad things. What do you think we should stop doing?" (**share** - lying, not sharing, not listening, disobeying our parents) "Jesus said that the disciples were witnesses to what happened and should spread the Good News of God. Jesus also wants us to spread the Good News of God. We can do that by talking about God or by living like Jesus would like us to live. What kinds of things should we do to live like Jesus?" (**share**)



- help others, share, care, etc.) "After Jesus rose from the dead, he stayed with his friends for forty days. In today's Gospel, Jesus was taken up to heaven to be with his Father. This was the last time his disciples would see him but he would always be with them and Jesus is always with us now."

Intentions:

"Let us pray:

That we will always remember that Jesus is with us, we pray to...

Children: "Lord, hear our prayer."

For all those who pass on the Good News, we pray to the Lord.

Children: "Lord, hear our prayer."

Intentions:

"Let us pray:

That we will always remember that Jesus is with us, we pray to...

Children: "Lord, hear our prayer."

For all those who pass on the Good News, we pray to the Lord.

Children: "Lord, hear our prayer."



Song:

"Rejoice in the Lord Always", Ultimate Kids Song Collection

Closing:

Discuss the Home Assignment and select readers for the following week; all parents should be encouraged to read next week's readings with their children.

Name: _____ Date: _____

Ascension of the Lord (Year C)

Home Assignment



1. In today's Gospel Jesus promises his disciples that they will be given a gift. What is this gift and what will this gift help them to do?

2. After Jesus' Ascension two men in white robes tell the disciples something important about Jesus. What do they tell the disciples?

3. Draw a picture of you being a witness to Jesus' love by helping someone.

A large, empty rectangular box with a thin black border, intended for a student to draw a picture illustrating how they can be a witness to Jesus' love by helping someone.

Pentecost Sunday (Year C)

Red Cloth



Welcome: "Good morning boys and girls!"

Announcements: Make any necessary announcements before the liturgy begins.

Candle/Book: Choose a child to process with the candle and a parent the book.

Song: *Open Our Hearts* (by Christopher Walker)

Sign of the Cross: Lead the children in making the Sign of the Cross.

First Reading: "This is a reading from the Acts of the Apostles." (*Readings may be proclaimed by a parent*)
The Sunday Book of Readings Adapted for Children, p. 58
(Pause in silence for a moment)
"The Word of the Lord."
Children: "Thanks be to God."

Responsorial Psalm: **Children's Response:** "Send us your Spirit, O Lord, and renew the face of the earth!"

Verse 1: "May your glory last forever. May you rejoice in all we do!"

Alleluia: Sing the Alleluia together

Gospel: "This is a reading from the Gospel of John."

Children: "Glory to you, Lord." (*Three crosses - in your mind, in your words, in your heart*)

The Sunday Book of Readings Adapted for Children, p. 59

"This is the Gospel of the Lord."

Children: "Praise to you, Lord Jesus Christ."

Dialogue: "Do you remember what happened to Jesus in last Sunday's Gospel?" (*share* - Jesus went to Heaven) "Jesus asked the disciples to spread the Good News. In this Sunday's Gospel, Jesus gives the disciples another power. He gives them the power of the Holy Spirit. How did Jesus pass on the Holy Spirit to the apostles?" (*share* - He breathed on them) "The Holy Spirit gave them the power to forgive others. When we were baptized, we were also blessed with the Holy Spirit. We also have the power to forgive others. What does it mean to forgive someone?" (*share* - when someone does something wrong, we can say 'it's okay') "Many times when someone does



something to hurt us, they feel bad. What happens when we forgive them?" (**share** - they will feel better) "What if we decide not to

forgive them?" (**share** - the person feels unforgiven and continues to feel bad) "The power to forgive is a very important power. We hope that if we make someone feel bad, we can also be forgiven when we apologize. The power of the Holy Spirit and forgiveness can bring peace to us all. This reflects Jesus' words, 'Peace be with you!'"

Intentions:

"Let us pray:



That we will often say 'Thank you, God', we pray to the Lord.

Children: "Lord, hear our prayer."

That we forgive others when they apologize, we pray to the Lord.

Children: "Lord, hear our prayer."

Song:

"Rejoice in the Lord Always", Ultimate Kids Song Collection

Closing:

Discuss the Home Assignment and select readers for the following week; all parents should be encouraged to read next week's readings with their children.

Name: _____

Date: _____

Pentecost Sunday (Year C)
Home Assignment

They were all filled with the Holy Spirit



http://www.biblekids.eu/new_testament/pentecost/pentecost_coloring/pentecost_13.jpg

Trinity Sunday (Year C)

White Cloth



Welcome: "Good morning boys & girls. Welcome!"

Announcements: Make any necessary announcements before the liturgy begins.

Candle/Book: Choose a child to process with the candle and a parent the book.

Song: *Open Our Hearts* (by Christopher Walker)

Sign of the Cross: Lead the children in making the Sign of the Cross.

First Reading: "This is a reading from the letter of Paul to the Romans." (*Readings may be proclaimed by a parent*)
The Sunday Book of Readings Adapted for Children, p. 62
(Pause in silence for a moment)
"The Word of the Lord."
Children: "Thanks be to God."

Responsorial Psalm: **Children's Response:** "Wonderful, Wonderful, wonderful your Name!"
Verse 1: "Children everywhere sing your song of love:"
Verse 2: "Moon and stars you made, in the heavens to shine:"
Verse 3: "Making birds of the air, fishes in the sea:"
Verse 4: "Little though we are, yet you care for us:"
Verse 5: "You, our loving God, bring us close to you:"

Alleluia: Sing the Alleluia together

Gospel: "This is a reading from the Gospel of Matthew."
Children: "Glory to you, Lord." (*Three crosses - in your mind, in your words, in your heart*)
The Sunday Book of Readings Adapted for Children, p. 63
"This is the Gospel of the Lord."
Children: "Praise to you, Lord Jesus Christ."



Dialogue: "In today's Gospel, Jesus tells the disciples to do three things. Does anyone remember what those three things were?" (**share** - preach, baptize, teach) "Who do you know who preaches about Jesus and God?" (**share** - Our Pastor, children's liturgy leaders, parents)
"Jesus wanted the disciples to teach the commandments. A few weeks ago we learned a commandment about love. Do you remember that commandment about loving one another?" (**share** - love one

another as I have loved you) "Do we still baptize people? When do we normally baptize people?" (**share** - usually babies, sometimes

others) "When you are baptized, the priest says 'I baptize you in the name of the Father, the Son, and the Holy Spirit.' What do people usually do when those words are said?" (**share** - touch hand to forehead, chest and shoulders) "We have a prayer called The Sign of the Cross. When we pray this prayer we tell God that we believe in God the Father, God the Son, and God the Holy Spirit. During Mass we make the Sign of the Cross and bless ourselves."

Intentions:



"Let us pray:

That we try every day to live and share the Good News of God's Love, we pray to the Lord.

Children: "Lord, hear our prayer."

That we remember to pray to the Father, the Son, and the Holy Spirit, we pray to the Lord.

Children: "Lord, hear our prayer."

Song:

"Rejoice in the Lord Always", Ultimate Kids Song Collection

Closing:

Discuss the Home Assignment and select readers for the following week; all parents should be encouraged to read next week's readings with their children.





Name: _____


Date: _____

Trinity Sunday, Year C

Home Assignment



See if you can you clip out the three hearts and make one Shamrock!
(Here's a hint)



The Body and Blood of Christ Sunday (Year C)

White Cloth



Welcome: "Good morning boys & girls. Welcome!"

Announcements: Make any necessary announcements before the liturgy begins.

Candle/Book: Choose a child to process with the candle and a parent the book.

Song: *Open Our Hearts* (by Christopher Walker)

Sign of the Cross: Lead the children in making the Sign of the Cross.

First Reading: "This is a reading from the Acts of the Apostles." (*Readings may be proclaimed by a parent*)

The Sunday Book of Readings Adapted for Children, p. 64

(Pause in silence for a moment)

"The Word of the Lord."

Children: "Thanks be to God."



Responsorial Psalm: **Response:** "You are the one who feeds us, giving us food from your hand. You are the one who feeds us, giving us all we need."

Alleluia: Sing the Alleluia together

Gospel: "This is a reading from the Gospel of John."

Children: "Glory to you, Lord." (*Three crosses - in your mind, in your words, in your heart*)

The Sunday Book of Readings Adapted for Children, p. 65

"This is the Gospel of the Lord."

Children: "Praise to you, Lord Jesus Christ."

Dialogue: "When we celebrate special events, we often share a special food or meal. Many of us have special dinners at Christmas, Easter, and Thanksgiving. Are there other times when your family enjoys a special meal?" (**share**) "Is there a special food that you share with your family on birthdays?" (**share** - cake) "Is there a special food that you have at Christmas?" (**share** - turkey, ham, etc.) "Sharing these meals brings us closer together. The last meal that Jesus ate with his apostles, was a very special meal. Do you know what they had?" (**share** - bread and wine) "Jesus told them that from then on whenever his disciples shared that meal they would remember him

and he would be there in a special way. When we come to Mass, we share the bread and wine and it brings us closer together with Jesus

and each other. Jesus said, "I am the bread of life. Anyone who comes to me will never be hungry, and anyone who believes in me will never be thirsty". It is Jesus who satisfies our hunger and thirst. The "Our Father" prayer that Jesus taught us, says "Give us this day our daily bread." Watch for the many signs of bread when you return to the church."

Intentions:

"Let us pray:



"Today our response will be: Thank you, Jesus.
For the gift of food and drink...

Children: "Thank you, Jesus."

For coming to us in the Eucharist...

Children: "Thank you, Jesus."

Song:

(Select from *Celebrate in Song*, *Catholic Book of Worship III*, your parish hymnal, or other sourced song book. Be sure it is related to the theme of today.)

Closing:

Discuss the Home Assignment and select readers for the following week; all parents should be encouraged to read next week's readings with their children.

The Body and Blood of Christ (Year C)

Home Assignment



OCP sheet



30106361

Open Our Hearts

Christopher Walker

Unison

Keyboard, Guitar

The material that you have requested is copyrighted. Copyright law requires you to obtain a license from the copyright holder before reproducing any copyrighted material. Copyright law also requires you to print copyright lines with all reproductions of copyrighted material. Oregon Catholic Press administers the copyright to this text and music that you have requested. You are hereby granted a license by Oregon Catholic Press to reprint this text and music.



Open Our Hearts

Melody

Cantor: F C F C Am Em All:

1. God, we come to wor - ship you:
 2. God, you made us, we are yours:
 3. God, your love is al - ways true:
 4. Faith - ful God, we trust in you: } O - pen our hearts ____ to

Keyboard

Am Em F C Dm C

1-4. lis - ten to you. ____ O - pen our hearts ____ to lis - ten to you. ____

Text: Based on Psalm 100; Christopher Walker, b. 1947.

Music: Christopher Walker.

Text and music © 1989, Christopher Walker. Published by OCP Publications. All rights reserved.



Models for Preparing and Celebrating the Sacrament of Reconciliation

St. Joseph the Worker Parish
(adapted)

Outline:

Parent Information Meeting for those requesting Sacramental Preparation for Reconciliation, Confirmation and Holy Communion (60 minutes before Mass)

All-Parent Retreat (The Sacraments of Initiation: Reconciliation, Confirmation and Holy Communion) (3 hours, Saturday morning)

Reconciliation Session 1:	75 min session (candidates and parents)
Reconciliation Session 2:	75 min session (candidates and parents)
Reconciliation Session 3:	75 min session (candidates and parents)
Reconciliation Session 4:	Celebration of the Sacrament of Reconciliation (Saturday morning)

Primary Resource: We Prepare for Reconciliation (Berube)

Session 1:

Mandatory Parent Information Meeting regarding Sacramental Preparation

(60 minutes before Mass, only to last 30 minutes to allow Father time to prepare for Eucharist)

Items to discuss:

- The journey we'll take, with *you* (the parent) as primary teacher, supported by us (parish sacramental preparation team)
- Introduce catechetical team
- Explain that discussion of the Restored Order will be deferred to Parent Retreat
- Communications from catechetical team (through e-mails, bulletins)
- *Dates are mandatory: pen in* on your family calendar
- Next Meeting for Parents only
- Registration Forms and Costs
- Volunteer Sign Up sheet

Session 2:

Mandatory Parent Retreat

9:00-11:55, with a 15 minute break

In attendance: all parent(s) of children expecting to receive the Sacrament of Reconciliation (Year I), and the sacraments of Confirmation and First Communion (Year 2)

- Prayer, Song, Announcements
- Mind Map (*Religion*)
- The Journey
- How do we learn (*visual, spatial, kinesthetic, auditory, and multi-intelligences*)
- Prayer (*Graffiti Wall*)
- Resources: (discuss appropriateness of gifts: prayer books, bibles, statues etc.)
- The Journey and Reconciliation (intensive apprenticeship)
- The Journey and Confirmation and Eucharist or Holy Communion
- Parental Questions
- Prayer and Departure

Reconciliation Session 1.

Welcome and Program Overview
(Coordinator)

Prayer

The Journey: (*Suitcase*)

Celebration (*Baptism and Candle*)

Catechesis on Reconciliation (*Tree and Leaf Activity*)

Summary and Looking Ahead

Closing Song

Final Blessing and Departure

Reconciliation Session 3.

Welcome and Gathering Prayer

Celebration

On Our Journey

Silent Skit

Celebrating God's Call

Blessing of the Tangerines

Looking Ahead to Celebrating the

Sacrament of Reconciliation

Summation and Blessing

Reconciliation Session 2.

Welcome and Gathering Prayer

The Journey:

A Review

On the Journey Activity: in groups...

Peace, Joy, Love, Life

Catechetical Activity: (What is Forgiveness skit)

Summary and Looking Ahead

Song and Prayer

Final Blessing

Reconciliation Session 4:

Celebration of the Sacrament

Gathering Song:

Greeting:

First Reading:

Responsorial Psalm

Second Reading

Homily

Examination of Conscience

Extinguishing the Candles

Explanation for Reconciliation

Re-Lighting the Candles

Sending Forth

Resources:

On Our Way with Jesus: A Journey of Christian Initiation-Leader's Guide. Francoise Darcy Berube, John Paul Berube, and Lese Lachance with Jean-Francois Bouchard and Francoise Lagace. Novalis, 2010.

We Prepare for Reconciliation. F. Darcy-Berube and J-P Berube, Novalis, 2010.

Reconciliation Meeting #1

Materials, Supplies and Set Up:

- Pens
- books (*We Prepare for Reconciliation*, Novalis, 2010. Berube & Berube, Costello & Power, editors, 2010)
- hand-out #1 (*Commitment Contract*)
- hand-out #2 (enrichment for parents) - help for the next 4 chapters in the book
- Song sheets
- poster of tree, leaves,
- candles and lighter/matches
- name-tags, pens, sign-in sheet, snack sign up sheet
- iPod (or cd player) and travel themed tunes
- large acorn
- basket for contracts
- large beautiful coloured maple leaves from outside
- find stand for poster/tree/leaves
- suitcase: 2 candles, cross, bible, rosary, holy water, 4 cloths (red, white, green, purple)
- put paten and chalice into suitcase
- get microphone setup and working
- hand out song sheets
- hand out enrichment for parents
- table for up front (setup candles), acorn and leaves out, stickie gum out
- two tables at back for registration (clear out aisles)

11:35 House Keeping:

- sign in please (do this each time, children to put name tags on each time)
- forms, Baptismal Certificates, Fees, etc. – collect after Session
- Food and Snack Coordinator (see parent coordinator/s to sign up to bring snacks)
- Volunteers Needed:
 - 3 for drama for next session
 - 1 for song in Dec
 - 1 snack coordinator
 - 1 name-tag picker-upper Volunteer to collect all name tags from each child, and to be left at collection table ☺

Welcome (Father) 5 min

Program Overview (Father and Coordinator) 5 min

- re-iterate the role of family and community;
- introduce catechetical team: we support you!
- setting off, or Going on a Journey

- distribute Commitment Contract (from *On Our Way With Jesus*, p 53, attached)
- review and discuss contract, parties to sign, bring to the front in basket)
- distribute and explore resource *We Prepare for Reconciliation* (Novalis, 2009)
- note the *Family Guide* located in the centre
- work through chapters 1-4 with your child over the next 4 weeks;
- at next meeting there will be an activity regarding these chapters and it will make everything go much smoother if your child and you have completed these chapters.

Prayer (Father)

5 min

The Journey Suitcase (Catechist)

20 min

Going on a Journey

Catechist 1:

Do you like to go on a vacation or journey. Let's go on a train! Sing Along!!!

Catechist 2 or Child: Travelling Tunes CD
Catechist 2: Gather kids up front. Process around church to music. Bring suitcases.

Was that fun? Who do you like to take on a vacation? Parents? Bring them up to the first 6 rows!!! We want them to be a part of this celebration don't we?

On this journey, we will have our **families at home**, our **friends and leaders here** and our whole **community at church**.

I asked _____ and her _____ if they would pack her suitcase just as if she was going to go on a journey. And I packed my suitcase too because today we all are going to start another part of our spiritual journey together. What would you pack if you were going on a journey?

• **Change of clothes?** Wear fancy dresses for **special occasions**, for our spiritual journey I brought a "change of clothes" for our altar. Do you notice sometimes,

Father dresses up the altar in different colours? What special colours have you noticed?

- Green for ordinary time (every day wear)
- Purple for Advent and Lent
- White for Easter Sunday
- Red for the Passion Sunday and Holy Week

• **Flashlight** to help us see? **Candles** – to remind us that Jesus lights our way

• **Toothbrush/toothpaste** to clean our teeth? I brought along some **Holy Water** from the fount at the back of the church. This holy water reminds me of how I can cleanse my soul by asking God and Jesus for forgiveness so that I can feel his great joy again – this is what we do at Reconciliation.

• **Map or GPS** to help guide us and find our way? I brought a **Bible** as God gives us his word so that we may **find our way to Him**

• **Cell Phone** to talk to our family and friends? I brought a **Rosary** that helps remind me that when I find it really hard to pray or sometimes I am not sure how to start a conversation with God, I can

say the Our Father or the Hail Mary like on the Rosary

- **Teddy Bear** to love us? I brought along a **cross** to remind us that Jesus died and rose from death – all to show how much he loves us.
- **Food?** _____, did you bring any food? Crackers and Grape Juice? Hmmmmm. I wanted to bring the special bread called the **Eucharist** and the **wine** that we receive at communion, but I didn't want it all to spill. But I brought the platen and the chalice that holds the body and blood of Christ during Mass. Aren't they beautiful? You will be receiving the special Eucharist for the first time next April or May. What do you feel about that? I am excited for you!
- **Mom's and Dad's/Parents/ Grand-parents/Sponsors** to help us along the way? They are here to **help you** and us. Your sponsor, the sacramental teachers,

Father _____ and other members of our church are all on this journey together with you, we are all here to travel with you and be **guides**. I am hoping they are all going to help us all out on this spiritual journey... as this is a **journey at church, here at sacramental prep, and also at home** – we are all part of Jesus' **community**.

We have many different signs and symbols in our church don't we? Candles, Rosaries, Crosses. **Signs** and **Symbols represent something**, they **help us remember certain events or something special**.

Father is going to talk to you about some of these symbols: holy water and candles.

Celebration:

Baptism and Candle (Father)

20 min

- adapted from p 63-64 of *We Prepare for Reconciliation Leader's Manual*
- talk about baptism (have parents bless their child)
- parents will come to the front with their child (need to bring song)
- light candle from paschal candle ceremony
- after everybody has a candle, sing appropriately themed song

Tree and Leaf (Catechist)

15 min

Now that we celebrated your sacrament of baptism, now we are going to talk about the Sacrament of Reconciliation and this

journey we are on together. How exciting it is to be doing this together.

See that tree there (point to poster). What symbol could that remind you of? [Jesus on the cross] Where do trees come from? Seeds (show acorn), what do seeds do? Grow? Yes, just like each of you, you started off as a tiny little seed and you grew, and you are still growing. What do leaves do? Fall. (Make the leaves fall in front of me). Talk about it, and spread out all the paper leaves too (explain kids to come get one and after we are done the next activity).

Have you ever heard of the phrase “fallen from grace”? Means we have done something wrong or maybe hurt someone. Means we have turned away from God (fall dramatically to my knees). What can we do about this? Ask for forgiveness! That is what reconciliation is about. You and your families will be learning about this in your new books and we are going to learn a bunch more of that next time we meet.

Why do you think a “tree” is so important in our faith? [Jesus died on that tree for us]

Now we are going to switch topics, and talk about doing things with our families.

Discuss with your family right now, what you all like doing *together* as a *family* (reading, biking, sharing meals, singing, playing games, going on adventures together, etc.) – give 2 minutes to think I am going to number you off, and ask you and your parent/grandparent to go to a group and write down all those things you like to do with your family.

I’m going to ask you to make a “+” on your paper, write your name and at least 4 of

those things you like to do with your family in your square. Share and talk with your new friends, do any of them have the same ideas as you?

Come on back up here, please bring your paper and pens back to up front.

Parents/Grandparents: Need 2 volunteers to hand out stickie glue

Now that you have had time to talk with your family and your friends, I would like you to choose one of those things you like to do with your family. Children come pick up a fallen leaf and a small chunk of stickie glue.

Once you have determined what you all in your family like doing together, write it in very nice handwriting/printing on your leaf (one or two words)

Make two lines, add leaves to the Tree Poster (on ground or on the tree) - get children to read out leaf contents if they want to share (say their name and what their leaf says, S-L-O-W-L-Y and clearly)

Stand back and admire tree, say something like: When we all act together, we can do really beautiful things. So here we all are, gathered around this tree of life together. We have now started our journey with our families, friends and our community.

Just one final activity and then we continue our journey at home with our families. When your parents all came last weekend for a parent retreat we talked about prayer- can you think for a minute-what does prayer mean to you?

Closing Song 2 min

Final Blessing and Departure (Father) 5 min

Departing Music: Put on travel tune CD for on the way out.

Reconciliation Meeting #2

Materials, Supplies and Set Up:

- props for play (cookies, plate, table, box of toys, train set/train, other toys, squeaky toy, large bouncy ball, additional item – drum/tambourine)
- Play/Skit
- _____ sheets with questions _____pens (gather/write info from children)-
- write names down too!
- posters of Paths of Joy/Life/Love/Peace
- Songs
- MP3 Player/Cord, or PowerPoint
- Registration/Sign in sheets/pens
- Name tags

Before and After Meeting:

- collect registration forms, fees, and view Baptismal certificates

House Keeping: Remember to **sign in** and to **wear** (especially children) your nametags

Welcome and Gathering Prayer (Father or Catechist) 5 min

Review of Journey (Catechist or Father) 10 min

We are going to continue our journey today. On this journey there are a lot of paths. What do we do on paths? Make choices, walk together, listen, pray, give thanks. God gave us some gifts, this past month you were probably working on at least 2 of them. What were the first 2 chapters about that you just finished in your Reconciliation book? Did you like any particular story? Activity?

On the Journey: (Volunteers, Father with Older Group) 20 min
Paths of Peace and Joy and Love and Life)

Ask child to hold up poster for “JOY” (song)

Next Poster “LOVE”... then PEACE, finally LIFE

Mind Map group, Chapter 1-2, share questions/answers
(children write one down, parent help only as required)

Explain: Once everyone has a chance to write something in your group, then as a group go to the next Mind Map, until each station has been visited. Then we will read aloud all your answers to the collected large group.

Catechetical Activity:

What is Forgiveness Drama (Catechist)

30 min

Actors Needed:

Sibling A:

Sibling B:

Sibling C: (a baby who “goos and gahs...”)

Setting: Baby (Sibling C) sitting on the floor off to the side playing with train set and squeaky toy (need fun distractions here and possibility of “blame” later). Siblings A and B come from a room at back and walk by a plate of cookies (centre stage). Both pause looking and admiring the cookies.

Sib A: Mom made us our special cookies, the ones you love. She said we could eat them later after play time. Come on, let’s go play.

Sib B: [*looking longingly back at the cookies*] Oh, okay

[Sib B follows Sib A “outside” and to play a game for about 1 minute (bouncing ball- something energetic that keeps the attention of the boys in the crowd!!), talking and having fun]

Sib B: (tiring of game) I’m tired of this, do you want to make some music?

Sib A: Sure!

Sib B: Wait here; I’ll go get the drum/tambourine.

Sib B goes back inside (open/close door) and goes to the toy box and digs/ drops toy A, B, C and D. Baby makes squeaky noises and some “Gaga/Goo Goos” for fun.]

Sib B: (acknowledges baby) Hi Susie.

Sib B finally finds the drum/tambourine.

Sib B: Got it!

[Then sib 2 starts to run back outside, but sees the cookies. Walks up to the cookies and looks at them, then looks around to see if anyone is watching, Susie is. Turn back to Susie so she cannot see but be sure to be facing the audience. Eat one cookie savoring it. Then eats the other quickly, wipes their mouth and runs outside to continue to play.]

Catechist: “Freeze Frame!!”

Hmm....what do you think could happen next? We are going to do two different story endings. I would like you to tell me what you think could happen next in this story. (Get different ideas.

OK ____, does this give you enough ideas?). Let's see what that one of these ideas would look like?

- request volunteers to act one scenario where the behaviour is not so good.
- discussion of Scenario 1
 - What happened here?
 - How do you think Sibling A feels? Sibling B?
 - What is important about forgiveness? Ask to be forgiven, AND also give forgiveness.
 - Why? Why both?
 - What could forgiveness look like in this skit?
- Accept appropriate answers.
- Now we are going watch another group act out a second scenario, where the behaviour is better
- discussion of Scenario 2: (Catechist) using the same questions as above:
 - What happened here?
 - How do you think Sibling A feels? Sibling B?
 - What is important about forgiveness? Ask to be forgiven, AND also give forgiveness.
 - Why? Why both?
 - What could forgiveness look like in this skit?

Summary (Catechist) 5 min

Sum up: "forgiveness" is...

- the ability to give up hope ... of ever changing the past"
- "make amends" and move forward (and not move back).
- comes from the heart not from your mouth.

Father - fill in anything you want to add/emphasize

Chant: Lean to the left, lean to the right, stand up, sit down, do what's right! (repeat 2 times)
2 MIN

Listen to a reflection song

Looking Ahead: (Catechist) 5 min

What season is coming up soon in the Church?

Prepare for Advent/Lent - prepare a special family meal, discuss traditions

Reminder about completing Chapters 3 and 4

Song and Prayer: (Catechist) 2 min

Departing Music: Put on CD for on the way out

Chapter 1 – God Gives You Life

Define the following:

- Journey
- Sacraments
- Reconciliation
- Baptism
- Life
- Breath
- Praise
- Unique
- Talents

Share your thoughts about these questions:

1. What are some of your special talents?
2. What is a “good friend”? Are you a good friend?
3. How can you talk to God?

Chapter 2 – God Gives You Love

Define the following:

- Journey
- Sacraments
- Reconciliation
- Baptism
- Love
- Mercy
- Reconciled
- Commandment
- Missionaries

Share your thoughts about these questions:

1. One of Jesus’ best friends lied and betrayed him? What was it and what did he do?
What did Jesus do?
2. What is God’s Law of Love?
3. What act of love did YOU do during this chapter? What are some ways to show Love?

4. What special celebrations and meals does your family share? What makes them so unique?

Reconciliation Meeting #3

Materials, Supplies and Set-Up:

- crayons and colouring pages (JOY-LOVE-PEACE-LIFE)
- _____ sheets with questions _____ pens (gather/write info from children)
- write names down too!
- posters of Paths of Joy/Life/Love/Peace
- Hand out Song sheets
- Hand out: Blessing of the Tangerines
- MP3 Player/Cord/Computer
- Registration/Sign in sheets/pens, Name tags
- Mandarin Oranges in basket
- Candy Canes for children, Large Candy cane for discussion
- whistle
- bag of money (dowry)
- Advent wreath and lectern (already in the church)
- Before and After Meeting:
 - • collect registration forms, fees, and view Baptismal certificates
- Housekeeping: Sign in and wear nametag

See *On Our Way with Jesus: A Journey of Christian Initiation-Leader's Guide*. pgs 72-74

Welcome and Gathering Prayer (Father or Catechist)

5 min

Invite everyone into Advent with the whole community

- time before Christmas is valuable for **reconciliation** and for **solidarity** in our spiritual life

Celebration: (Father)

7 min

[Stand by Wreath, light candle]

Meaning of Advent:

- The long awaited Savior has come into our world and it is a joy for us to celebrate this event. Jesus wants to come close to us. He is at our side on the path of life and our hearts are full of hope because of Jesus' promise to come back at the end of time.
- Parents, we ask that you continue this journey through Advent with your child and family even after the ceremony next week by doing an Advent Projects (we will talk about later).

On Our Journey: (Catechist)

15-20 min

Paths of Joy and Peace

Continue Journey - Last time we talked about 2 paths. What were they-think for a few seconds, I'll wait for a few more hands to go up. (love, life) What do we do on paths? Make choices, walk together, listen, pray and give thanks. God gave us two more gifts, and we are going to talk about these other 2 today [joy and peace]

Ask child to hold up poster for "JOY" (song)

Next Poster "PEACE"...

Mind Map group, for chapter 3-4 of *We Prepare for Reconciliation*

-share questions/answers (children write one down, parents help if need assistance)

Explain: Once everyone has a chance to write something in your group, then as a group go to next mind map, until all stations have been visited. Then we are going to read aloud all your answers, just like last week.

Silent Skit - Love is not love until you give it away 5 min

What happened? Why is it important to give love away? Why not hang onto it?

Vocabulary: 2 min

Virgin: A female who is not married and has not been with a man before

Dowry: Money needed by a female to give to her husband's family when they marry

Celebrate

Our Response to God's Call (Catechist) 25 min

- Intro: (ear piercing whistles) – is that how God calls us? Nope, he will quietly wait....[long pause]...and he is very patient!
- Think about Love as we just saw in the skit when we listen to this story...
- Read Annunciation (Catechist) *An Angel Visits Mary*, Tomie dePaola's Book of Bible Stories, New International Version, G.P. Putnam's Sons/Zondervan, New York
- Sing Silent Night –song sheets
- What do you think Mary was feeling?
- How did Mary respond to God's call? (Father)
- Read story of St Nicholas (Parent) *St. Nicholas Day, A Christmas Saint*, (Celebrating Holidays, Stacey Schumacher & Jim Fanning, Twenty-Third Publications).
- How did St Nicholas show his love for people?
- How did St Nicholas respond to God's call? (Father)
- How do *you* respond to God's call?
- How do you share his love with others?
- Take a minute to choose an Advent Project from the list below (or think of your own):

A. Projects which deepen personal spiritual life of the child within the family:

- assurance of personal prayer

- offering mutual help
- mutual reconciliation
- build a family Advent wreath:
- giving the child responsibility for lighting, reading the prayer, choosing the song;
- Play *Secret Friend Game* each week
- Advent Nativity Scene, reading and songs;)

B. Projects promoting community solidarity and concern for the poor:

- see and offer what you can do to help with Anawim House, St. Vincent de Paul;
- set a place for dinner each day thru Advent
- each child/family member bring what they can, give proceeds to an organization that helps the poor

C. Projects which recognize blessings received from the past year:

- what has happened over the past year?
- what were some successes, failures, hopes, joys, fears, sorrows, etc.
- how were these “signs” of your friendship with Jesus?

Blessing of the Tangerines (Father)

Looking Ahead:

Explain the Process of Reconciliation for next week (Father) 5 min

** remind parents to be respectful and quiet

Summation

At the conclusion, lead the student in the following chant

*Lean to the left, lean to the right,
stand up, sit down, do what's right! (repeat * 2)*

Make two lines, come get a mandarin and a candy cane (Colouring Sheet) 1 min

Final Blessing and Go in Peace (Father) 1 min

Name tags – please leave them at the back

Departing Music

Listen:

- Mary Did you Know: <http://www.youtube.com/watch?v=mN70R-3ao0U>

Chapter 3 – God Gives You Joy

Discuss the following:

- What is Joy?
- Why is the Key a symbol of Joy –deep and lasting happiness; excitement; spiritual awareness that God is with us at all times even when things are difficult; key opens things; sign that God wants to open our hearts and pour in joy
- The Lord’s Prayer
- The meaning of “learn by heart”
- Quiet Prayer/Prayer of Imagination
- What gave/gives Jesus great joy?
- Why do you think Jesus wanted to be alone to pray?
- When have you felt the joy of being loved and forgiven?
- What is the prayer Jesus gave us and all his friends? What is so important about this prayer? Unites all Christians around the world, sense of solidarity; share in Jesus’ joy
- What are some of the ways you can pray? Which ones do you especially like?
- Who is the helper Jesus sends us to remind us to pray often?
- Why do we need this helper?
- Someone very special said “Yes” to God. What did she say Yes to and when? What is the special prayer we pray to her? Why do we pray this to her?

Chapter 4 – God Gives You Peace

Define the following:

- Peace
- Disobey
- Sin
- Ten Commandments
- Gospel Teachings
- Conscience
- Being “perfect”

Discuss the following:

1. Is it OK to make fun of someone? Why or why not?
2. How did Jesus teach about forgiveness?
3. What is God always willing to do for us? Why?



Models for Preparing and Celebrating the Sacrament of Reconciliation

St. Patrick's Parish (Oak Bay)

Outline:

- Session 1: at Parish Church (60 minutes)
Session 2: at home
Session 3: at Parish Church (60 minutes)
Session 4: at Parish Church

Program Overview

The Sacrament of Reconciliation is celebrated in November. Preparation consists of three sessions at the parish (1, 3 and 4), and session 2 at home.

Session 1

Part I: I Belong to a Loving Community

- belong to a loving community
- distinguish between:
 - loving and unloving actions
 - actions that bring people together (*inclusive*) or leave people out (*exclusive*)
- recognize how Jesus ask them to treat others
- preview their First Reconciliation prep

Part II: We Keep God's Commandments

- recognize that rules can help us be more loving
- learn that the 10 Commandments were a help for the people of Israel
- identify ways we can keep the 10 Commandments today

Session 2: Home Connection

Part I: We can Act like Jesus

- reflect on:
 - their own actions in following Jesus' Way (role-play stories of conflict)
 - when they *do* and *don't* act like Jesus

Part II: Jesus Teaches Us How to Forgive

- identify hurtful and hard to forgive actions

- recognize that God is forgiving
- recognize that Jesus calls them to forgive

Session 3

Part I: Jesus Gives Us the Holy Spirit

- Jesus gives the apostles the Holy Spirit and calls them to forgive others
 - recognize ways we ask forgiveness at Mass
- identify words and gestures of forgiveness in daily life and in the Sacrament of Reconciliation

Part II: Preparing for 1st Reconciliation

Session 4:

Celebration of the Sacrament of First Reconciliation

Catechist's Lesson Plan: Session 1

- Cover leaflets for lessons 1 – 4
 - a) distinguish between loving/unloving actions
 - b) note the effect of unloving actions on ourselves and others
 - c) how does Jesus want us to treat others
 - d) Ten Commandments: rules that help us to love God and others (Mass time/today)

Home Connection:

- Preview and prepare families to complete leaflets 3 and 4 at home

Catechist Lesson Plan, Session 3:

- briefly review leaflets for sessions 3 and 4
- cover leaflets for sessions 5 and 6
 - a) recognize that priests can forgive sins by the power of the Holy Spirit
 - b) review "sin"
 - c) understand that Confession has 4 parts:
 - say we have sinned (1st Confession)
 - confess our sins and Act of Contrition
 - receive penance
 - receive absolution

(Organization of the Actual Lesson)

A. Prayer and Welcome

B. Review from Session I

- differences between loving and unloving actions
- rules - 10 Commandments

C. Check concepts from Session 2: (leaflets 3 and 4)

Leaflet 3) how Jesus wants us to behave - examination of conscience

Leaflet 4) we are called to forgive each other as Jesus forgives us

D. Review how Jesus gave his followers the Holy Spirit; priests are anointed to do the same in the name of the community of the Church

E. Review and practice of what will happen at the sacramental celebration of First Reconciliation

Celebrating the Sacrament of First Reconciliation

Gathering and Welcome:

Opening Prayer:

Dear God, you are a wonderful friend.

You forgive us for the wrong things that we do.

You keep watch over us like the Good Shepherd who takes care of his sheep.

You love us all the time, even when we sin.

Please help us to remember your love and forgiveness.

Teach us to love and forgive others.

We ask this through Christ our Lord. Amen.

Gospel: Luke 19:1-10

Homily

Examination of Conscience:

- Do I set time aside everyday and ask God for strength to follow Jesus?
- Do I pray for my parents, my brothers and sisters, and all the people who love me and care for me?
- Do I really pray with other people when we worship together in Church? Do I sometimes disturb others?
- Am I always willing to make peace after a quarrel? Do I ever hold grudges against other people?
- Am I willing to ask forgiveness when I hurt my parents, a sister or brothers, a friend, by my selfish words or actions?
- Do I make my home a place where people can find forgiveness?

Act of Contrition:

O my God,

I am very sorry for all my sins because they displease you
who are all good and deserving of all my love.

With your help, I will sin no more.

Individual Confessions:**Individual Lighting of Vigil Candles****Closing Prayer: (Father)**

We thank you God, for the sacrament of Reconciliation. Thank you God, for your forgiving love. Thank you for teaching us how to live together. Thank you for your son, Jesus, who shows us your love. We thank you, loving God.

Resource:

Together in Jesus, First Reconciliation. Pflaum Publishing Group. Dayton, Ohio. 2004

Program Development Team Acknowledgements



This resource would not be possible without the contributions of many priests, catechists and program coordinators. We especially thank:

**Bishop Richard Gagnon
Marilyn Bojko
Char Deslippe
Kathy Fadum
Laura Gerlinsky
Father Anthony Gonsalves
Father William Hann
Bernadette MacIsaac
Jim O'Reilly
Miriam Podmoroff
Barb Shenton
Lorraine Van Dyk
Jamie Zwicker**

Many others from the Diocese of Victoria have inspired us through their contributions in the area of children's catechesis. Our mentors, in particular, include Margaret Craddock, and those of happy memory who have gone before us, Muriel Loftus and Joan McKinley.

Diocese of Victoria

Approved Sacramental Preparation Resources

*Sunday Missal for Young Catholics. (*Living with Christ*). Novalis, Toronto. 2012.

*A Catechesis on Reconciliation. Born of the Spirit English Canadian Catechetical Series. CCCB: Ottawa. 1995. (code: 182-249)

*Alive in the Spirit! Confirmation guide for young people. Margaret Bick, Catherine Ecker. LTP/Novalis, Toronto. 2006.

*Come Join Us at the Table. Muriel Loftus, Lawrence DeMong, osb. Novalis: Ottawa. 2000.

*Come Spirit of God! Confirmation preparation for young children. Margaret Bick, Catherine Ecker. LTP/Novalis, Toronto. 2006.

Heritage of Faith: a framework for whole community catechesis. Jo McClure Rotunno. 23rd Publications: Mystic. Conn. 2004.

*We Prepare for Reconciliation (Francoise Darcy-Berube and Jean-Paul Berube). Gwen Costello and Myrtle Power, Editors. 23rd Publications/Novalis: Toronto. 2010.

*Novalis Customer Service

Tel : 1-800-387-7164 (toll-free US & Canada only)

Fax : 1-855-393-1555

E-mail: books@novalis.ca or resources@novalis.ca