



## Catholic Diocese of Victoria

### Office of the Bishop

1-4044 Nelthorpe Street, Victoria, BC V8X 2A1 - Tel: 250-479-1331 - Fax: 250-479-5423 - Web: [rcdvictoria.org](http://rcdvictoria.org)

*Let the little children come to me, and do not stop them,  
for it is to such as these that the kingdom of God belongs. (Luke 18:16)*

June 25, 2016

Dear People of God,

Faith is not born in isolation but develops through relationships under the inspiration and guidance of the Holy Spirit; first, most often in the home through the love, the example and the guidance of parents, and then more formally through the parish community and the school community.

In responding to the need to better support parents in their fundamental role as the first teachers of their children, the Diocese in 2013, during the Year of Faith and 50th Anniversary of Vatican II, introduced *Our Faith Journey: Preparing Young Children for Celebrating the Sacraments*, a formation for children preparing to receive the Sacraments of Initiation. This resource, ten years in its development, captures the spirit and builds on the method and work of Dr. Christiane Brusselmans, and our own former Director of Religious Education, Muriel Loftus, who served as Program Specialist for Children's Catechesis at the National Office of Religious Education, and who developed our Canadian catechetical resources following the catechetical renewals of the Council.

*Our Faith Journey* draws on the Canadian Conference of Catholic Bishops' national catechetical curriculum for children, the *Criteria for Catechesis: from Infancy to Age Eighteen*, which is directly linked to the *Catechism of the Catholic Church*. As well, in keeping with the long-standing Diocesan policy of the *Restored Order of the Sacraments* (Baptism, followed by Confirmation, then First Holy Communion, in this order), this resource is faithful to Rome's *General Directory for Catechesis* which holds up the Catechumenate as the model for all catechesis.

*Our Faith Journey: Preparing Young Children for Celebrating the Sacraments* was piloted in the Diocese in a number of parishes and has incorporated insights and recommendations made by pastors and catechists. This is a comprehensive foundational formation which engages and offers families, parishes and schools a practical resource for initiating children in the lifelong journey of faith, rooted in the Sunday liturgy at Table of the Word and the Table of the Eucharist.

As we work together to share *Our Faith Journey* with our young people, may we come to realize in our daily lives something of the immense breadth and the profound depth of God's great love for each and every one of us. The Sacraments of Initiation are doors to the Divine which introduce us to the precious gift of a lifelong journey of discovery, leading us to the very heart of God.

In Communion,

Most Rev. Gary Gordon,  
Bishop of Victoria

**Our Faith Journey:**  
***Preparing Young Children for Celebrating the Sacraments***  
**Year Two**  
**TABLE OF CONTENTS**

1. Letter from Bishop Richard Gagnon	
2. Background to the Program .....	1
• Why this Program?	
• The Family, the Domestic Church, and the Community of the Faithful	
• The Eucharist: Source and Summit of our Faith	
• The Lectionary Liturgy of the Word	
• The Liturgical Year	
• The Catechumenal Model	
• Integration of Sacramental Preparation Outcomes Identified in the Canadian Conference of Catholic Bishops <i>Criteria for Catechesis</i> with our Lectionary Based Programme	
3. Diocesan Guidelines for Children’s Sacramental Preparation .....	3
4. Table of Principal Celebrations of the Liturgical Year .....	7
5. Year 1 and Year 2 Cycle B/C Overview .....	9
6. Two-year Diocesan Calendar 2015-2016 .....	11
7. Scope and Sequence for Lectionary-Based Catechesis Cycle B/C, Making the Connections	17
8. Notes for the Catechist.....	33
9. Sample Letter to Parents .....	49
10. Seasonal Newsletters to Parents.....	51
11. First Gathering with Parents (only) .....	61
12. Lessons for Seasons of the Church Year: September 2015 – June 2016 .....	63
13. Glossary: Words of Faith to Remember .....	339
14. Approved Sacramental Preparation Resources.....	343
15. Acknowledgements.....	345



## **BACKGROUND INFORMATION SUPPORTING THE NEW PROGRAM**

### **Why this Program?**

It is an updated response to a catechetical need. Clear guidelines for preparing children to celebrate the Sacraments of Initiation (Baptism, Confirmation and Eucharist) have existed in the Diocese of Victoria for some time. However, a variety of factors (such as levels of catechist's training, experience, and available supporting resources) have contributed to inconsistent formation practices. This has signalled the need for a review of the methods being used in children's sacramental preparation. Our evaluation has identified the following concerns:

- There has been a marked decline over time in faith literacy among children and parents, and a marked decline in the numbers celebrating the Sacrament of Reconciliation
- Catechists have noted that currently available program models (typically six weeks of immediate preparation) simply do not provide enough time to adequately provide a foundational catechesis given the existing levels of faith literacy of those seeking the sacraments.

In response, the following priorities have been identified as fundamental components to successful children's sacramental formation and form the foundation of the new program.

### **The Family, the Domestic Church, and the Community of the Faithful**

Faith typically has its first stirrings and nurturing in the family. Parents, more than ever, need the support of the greater faith community. In addition to parish programs, which further nourish children's faith development, parents too need support and guidance. Directly involving parents in their child's formation helps parents grow in appreciation of their own faith, enables them to clarify their own understanding of the faith and gives them the opportunity for ways to speak and learn about the faith with their children.

### **The Eucharist: Source and Summit of our Faith**

The Eucharistic celebration is central to who we are as Catholics; essentially it is our encounter with God who has loved us into being, who sustains us and who calls us into an ever-deepening, life-long relationship. The Eucharist defines our understanding of God's presence, it defines our particular sense of the depth and breadth of God's love, it shapes who we are and our way of living, and it inspires the meaning and mission of the worshipping community as part of the Universal Church, the Body of Christ. The Eucharist is the culminating Sacrament of Initiation which feeds us on our life-long journey.



## **The Lectionary: Liturgy of the Word**

We are fed at the Table of the Word as well as the Table of Sacrifice. Encountering the Word of God in Scripture presents us with the story – the reality of God’s constant invitation, challenge and action. In encountering the Word week by week we enter into a life-long conversation which gives meaning and understanding to our lives in light of the story of Jesus’ work of Salvation.

## **The Liturgical Year**

During the course of the liturgical year we celebrate the mysteries of Christ and the various events in the Christ’s life. We do not merely recall *past* events but enter into God’s reality becoming *present*. Liturgy enables us through grace and mystery to encounter God. Through this regular “entering-into,” grace touches our minds and our hearts, attuning us and habituating us to the stirrings, the workings, and the presence of the Spirit in our lives, thus calling us to a deeper response to God. The liturgical seasons reflect the Journey of the Pilgrim Church, the Body of Christ – an on-going, life-long journey.

## **The Catechumenal Model**

Catechumenal faith-formation is a process implemented in a local parish over an extended period of time that helps persons who wish to become members of the Catholic community to journey spiritually toward full initiation into the Church. Key elements include: reflecting on the Word of God and the Church’s Tradition, celebrating Liturgy, and focussing on Community Life and Mission. Beginning with the person’s own experience, connections are made through discourse and reflection which lead to deeper discernment, transformation, and commitment to action – to a different way of living and being. Catechumenal faith-formation is the model for all formation in the faith and has been adapted for use with children.

## **The Canadian Conference of Catholic Bishops’ *Criteria for Catechesis* as the Foundation for the Diocesan Lectionary-based Program for Preparing Children to Celebrate the Sacraments of Initiation**

The Canadian Conference of Catholic Bishops’ *Criteria for Catechesis: From Infancy to Age Eighteen* defines the national curriculum for catechetical formation of children in Canada. Presenting a complete formation in the Faith, this document addresses the Cognitive, Practical and Affective domains of the child through age-appropriate and age-specific expectations. Our new Diocesan lectionary-based program for preparing children to celebrate the Sacraments of Initiation uses this document as its foundation. From this starting point the program uses the Sunday Liturgy of the Word as the focal point for helping children discover Jesus and nurture their relationship with Him.

**TABLE OF THE PRINCIPAL CELEBRATIONS OF THE LITURGICAL YEAR**

						<b>ORDINARY TIME</b>				
						<b>Before Lent</b>		<b>After Easter</b>		
Year	<b>Cycle of Readings</b>	<b>Ash Wednesday</b>	<b>Easter</b>	<b>Ascension Sunday</b>	<b>Pentecost</b>	<b>Up until</b>	<b>Weeks</b>	<b>From</b>	<b>From Week</b>	<b>First Sunday of Advent</b>
2018	B-C	February 14	April 1	May 13	May 20	February 13	6	May 21	7	December 2
2019	C-A	March 6	April 21	June 2	June 9	March 5	8	June 10	10	December 1
2020	A-B	February 26	April 12	May 24	May 31	February 25	7	June 1	9	November 29
2021	B-C	February 17	April 4	May 16	May 23	February 16	6	May 24	8	November 28
2022	C-A	March 2	April 17	May 29	June 5	March 1	8	June 6	10	November 28
2023	A-B	February 22	April 9	May 21	May 28	February 21	7	May 29	8	December 3

**Note Liturgical Year:** Parish catechetical programmes typically begin shortly after the beginning of the school year. The new liturgical year always begins on the First Sunday of Advent. Thus the first class in September would occur in **Year B** with **Year C** beginning the First Sunday of Advent. **Year C** then continues to the beginning of the next school year and in turn changes to **Year A** on The First Sunday of Advent. (*Adapted from The Roman Missal as approved for use in the Dioceses of Canada by the Canadian Conference of Catholic Bishops and confirmed by the Holy See, 2011*)



## Our Faith Journey Year 1, Cycle B - C, Overview

	Aug	Sep	Oct	Nov	Dec	Jan	Feb	Mar	Apr	May	Jun
Lectionary Cycle		Year B (Gospel Readings taken primarily from the Gospel of Mark)			Begin Year C (Gospel Readings taken primarily from the Gospel of Luke)						
Liturgical Season (with Colour)	Ordinary Time			Advent begins			Lent begins Ash Wednesday			Pentecost	
					Christmas	Ordinary Time begins		Easter Sunday			
Coordinator and Catechist Support Meetings	•recommended catechetical team meeting at parish	Catechist Retreat - Workshop offered: Church of the Ascension						Catechist Workshops in Victoria and Up Island Location offered Location and Date TBA		• Program Evaluation (involve all pastors, catechists, teachers and parents)	
Required Parent Meetings		• Week Two : Parent Parish Meeting: <i>Home is a Holy Place</i>				• Week One January Parent Meeting <i>Review and What's Ahead</i>					
Weekly Intergenerational Catechetical Sessions <i>(Remote Preparation)</i>		1. 25 <sup>th</sup> Sun OT <i>(Mosaic Cross)</i> 2. 26 <sup>th</sup> Sun OT <i>(Called by Name)</i> 3. 27 <sup>th</sup> Sun OT, Rite of Enrolment 4. 28 <sup>th</sup> Sun OT <i>(Thanksgiving)</i> 5. 29 <sup>th</sup> Sun OT 6. 30 <sup>th</sup> Sun OT 7. All Saints 8. 32 <sup>nd</sup> Sun OT 9. 33 <sup>rd</sup> Sun OT 10. Christ the King			11. 1 <sup>st</sup> Sun Advent 12. 2 <sup>nd</sup> Sun Advent 13. 3 <sup>rd</sup> Sun Advent 14. 4 <sup>th</sup> Sun Advent Christmas	15. Epiphany 16. Baptism of our Lord 17. 2 <sup>nd</sup> Sun OT 18. 3 <sup>rd</sup> Sun OT 19. 4 <sup>th</sup> Sun OT (Presentation of our Lord) 20. 5 <sup>th</sup> Sun OT 21. 6 <sup>th</sup> Sun OT 22. 1 <sup>st</sup> Lent 23. 2 <sup>nd</sup> Lent <sup>+</sup> 24. 3 <sup>rd</sup> Lent <sup>+</sup>	25. 4 <sup>th</sup> Lent 26. 5 <sup>th</sup> Lent 27. Palm Sunday 28. <b>EASTER SUNDAY</b> 29. 2 <sup>nd</sup> Sun Easter 30. 3 <sup>rd</sup> Sun Easter 31. 4 <sup>th</sup> Sun Easter 32. 5 <sup>th</sup> Sun Easter 33. 6 <sup>th</sup> Sun Easter 34. 7 <sup>th</sup> Sun Ascension 35. Pentecost Sunday 36. Holy Trinity 37. Body and Blood of Christ <i>(Corpus Christi)</i>				
Intergenerational Catechetical Focus*	Gathering Prayers		--	Liturgy of the Word		--	Liturgy of the Eucharist		--	Sending Forth	
		• Procession • Entrance Chant • Sign of the Cross • Greeting • Penitential Rite • Kyrie • Gloria (seasonal) •Collect		• Readings and Response •Profession of Faith (Nicene, Apostles Creeds) •Prayers of the Faithful			• Preparation and Presentation of the Gifts • Eucharistic Prefaces & Prayers • Communion Rite (Lord's Prayer, Sign of Peace, Lamb of God, Invitation, Communion, Prayer after Communion)			• Final Blessing • Dismissal	
Sacramental Preparation Sessions							+ Preparations and the opportunity for celebrating the Sacrament of Reconciliation may be offered during Year 1 and/ or Year 2				
Parish Liturgical Celebration		Week Four Rite of Commissioning	Week One Rite of Enrolment				+Possible celebration of the Sacrament of Reconciliation at this time during Year 1				



## Our Faith Journey Year 2 B - C Overview

Month ->	Aug	Sep	Oct	Nov	Dec	Jan	Feb	Mar	Apr	May	Jun	
Lectionary Cycle		Year B (Gospel Readings taken primarily from the Gospel of Mark)			Begin Year B (Gospel Readings taken primarily from the Gospel of Luke)							
Liturgical Season (with Colour)	Ordinary Time				Advent			Lent begins Ash Wednesday				Pentecost Ascension
						Christmas	Ordinary Time		EASTER Easter Season			
Coordinator and Catechist Meetings	•recommended catechetical team meeting at parish	Retreat/Workshop offered at Church of Ascension Mid-September						Workshops to be offered: • up-Island • Victoria - locations and dates TBA		•Program Evaluation (involve all pastors, catechists, teachers and parents)		
Parent Meetings		• Week Three Parent Parish Meeting Recalling of Year I, and overview of Year II				• Week One Parent Parish Mtg: Review and What’s ahead						
Weekly Intergenerational Catechetical Sessions  (Remote Preparation)		1. 26 <sup>th</sup> Sun OT Review both the <i>Mosaic Cross</i> <sup>1</sup> , plus review <i>Called by Name</i> <sup>1</sup> 2. 27 <sup>th</sup> Sun OT Baptism: Baptized With Water <sup>2</sup> 3. 28 <sup>th</sup> Sunday (Thanksgiving) 4. 29 <sup>th</sup> Sun OT Baptism: Anointed with Oil <sup>2</sup> 5. 30 <sup>th</sup> Sun OT <i>Preparations for, All Saints, All Souls</i> 6. All Saints- October 1 <i>Baptism: Ritual of Clothing with White Garment</i> <sup>2</sup> 7. 32 <sup>nd</sup> Sun OT, Baptism: Enlightened by Christ, Baptismal Candle <sup>2</sup> 8. 33 <sup>rd</sup> Sun OT <i>Baptism: Awakened to Grace and the Ephphetha Rite</i> <sup>2</sup> 9. Christ the King			10. 1 <sup>st</sup> Sun Advent <i>Rite of Acceptance into the Order of Catechumens</i> 11. 2 <sup>nd</sup> Sun Advent  12. 3 <sup>rd</sup> Sun Advent  13. 4 <sup>th</sup> Sun Advent	14. Epiphany 15. Baptism of our Lord 16. 2 <sup>nd</sup> Sun OT <i>Confirmation: Be Sealed with the Holy Spirit</i> <sup>1</sup> 17. 3 <sup>rd</sup> Sun OT <i>Confirmation: Gifts and Fruits of the Holy Spirit</i> 18. 4 <sup>th</sup> Sun OT (Presentation of our Lord) 19. 5 <sup>th</sup> Sun OT 20. 6 <sup>th</sup> Sun OT ( <i>Preparations for Ash Wed: Ritual for Making Ashes</i> ) 21. 1 <sup>st</sup> Sun Lent Rite of Election for Catechumens - Adult and Child 22. 2 <sup>nd</sup> Sun Lent <i>+Preparations for Penitential Rite</i> 23. 3rd Sun Lent: <i>+Celebration of Penitential Rite</i> <sup>1</sup>		24. 4 <sup>th</sup> Sun Lent. <i>Eucharist: Come: the Rite of Gathering</i> <sup>1</sup> 24. 5 <sup>th</sup> Sun Lent <i>Eucharist: Listen. The Liturgy of the Word.</i> 26. Palm Sunday 27. EASTER SUNDAY 28. 2 <sup>nd</sup> Sun Easter. <i>Do: The Liturgy of the Eucharist</i> <sup>1</sup> 29. 3rd Sun Easter Go <sup>1</sup> 30. 4 <sup>th</sup> Sun Easter 31. 5 <sup>th</sup> Sun Easter 32. 6 <sup>th</sup> Sun Easter 33. Ascension Sunday 34.Pentecost Sunday Go <sup>1</sup> 35. Holy Trinity 36. Body and Blood of Christ ( <i>Corpus Christi</i> )  <i>Ordinary Time Resumes</i>				
Intergenerational Sacramental Preparation  (Immediate Preparation)				+Immediate preparation and the opportunity for celebrating the Sacrament of Reconciliation may be offered during Year 1 and/or Year 2.			+Immediate preparation and the opportunity for celebrating the Sacrament of Reconciliation	• Immediate preparation for the Sacraments of Initiation (Confirmation and Eucharist).				
Parish Liturgical Celebration		Week Four Rite of Commissioning		+ celebration of the Sacrament of Reconciliation, if offered at this time during Year 2			+ celebration of the Sacrament of Reconciliation		Celebration of the Sacraments of Initiation (Confirmation and Eucharist)			

Where noted above, the particular Year 2 Lessons have been adapted from the two Canadian resources: 1. *Come Join Us at the Table* (Loftus and DeMong, 2000), and 2. *Alive in the Spirit: Confirmation Guide for Young People* (Ecker and Bick, 2006). Both resources are published by Novalis. Materials have also been adapted from *Becoming Church: A Preparation Program for Completing the Sacraments of Initiation* (McKenzie, Savelesky, 1991).

**Two-year Sacraments of Initiation Preparation Program**  
**Diocese of Victoria, BC**  
**Lectionary Cycles B - C**

**Note:** The Year 1/Year 2 Programme during the Year B-Year C Liturgical cycle will use the Gospel readings from Lectionary B for Ordinary Time before Advent and those from Cycle C for the remainder of the year.

The second subsequent year will use the Gospel readings from Lectionary C for Ordinary Time before Advent and continue with the Sunday Gospels from Cycle A for the remainder of the year.

**YEAR ONE: LECTIONARY CYCLES B and C**

**INTRODUCING THE TWO-YEAR PROGRAM:**

**September**

First Week	<u>Parish Parent Meeting</u> ("Home is a Holy Place") to provide an overview of the two-year program for schools and parishes ( <b>Distribute Year One Parent Newsletter #1</b> ) (Parish Sac. Prep. Coordinators/ICS Teacher/Catechists involved in Year 1 Catechesis)
Mid-September	Retreat- Workshop for Catechists at Ascension Parish in Parksville
Fourth Week	Parish Mass: Rite of Commissioning of Catechists (Priest and Parish Coordinator)

**YEAR ONE SESSIONS WITH PARENT(S) AND CHILD(REN)**

<b>September/October</b>	Session 1 <b>Mosaic Cross</b> (adapted from the resource, <i>Come Join Us at the Table</i> )
	Session 2 <b>Called by Name</b> - Child prepares name tags to be used in short ritual at next Sunday's Eucharistic Liturgy when the children beginning the two-year program are introduced
	<b>Rite of Enrollment:</b> Presentation of Bibles to students as they begin the two-year journey.
	28 <sup>th</sup> Sun. in Ordinary Time (Cycle B)
	29 <sup>th</sup> Sunday in Ordinary Time (B)
<b>November/December</b>	30 <sup>th</sup> Sunday in Ordinary Time (B)
November 1	All Saints (B)

32<sup>nd</sup> Sunday in Ordinary Time (B)

33<sup>rd</sup> Sunday in Ordinary Time (B)

Feast of Christ the King (B) (**Send out Year One Parent Newsletter #2**)

First Sunday of Advent (**Cycle C**)

Second Sunday of Advent (Cycle C)

Third Sunday of Advent (C)

Fourth Sunday of Advent (C)

December 25

Christmas Day

## **CHRISTMAS BREAK**

### **January/February**

January 1<sup>st</sup>

Mary Mother of God

Epiphany (C)

Week One

#### Parent Meeting

(Parish Sac. Prep. Coordinator, Priest, Catechists, Teacher(s) of Year 1 Program)

- January - June program presented
- Discussion of Reconciliation
- **Distribute Year One Parent Newsletter #3**

Baptism of Our Lord (C)

2<sup>nd</sup> Sunday in Ordinary Time (C)

3<sup>rd</sup> Sunday in Ordinary Time (C)

4<sup>th</sup> Sunday in Ordinary Time (C)

5<sup>th</sup> Sunday in Ordinary Time (C) Prepare for Ash Wednesday

**Note:** At some time in January/February the catechesis for Reconciliation will be offered in additional lessons involving parent(s) and child(ren). The opportunity to receive the Sacrament will occur before Easter.

**March/April**

Ash Wednesday

1<sup>st</sup> Sunday of Lent (C)

2<sup>nd</sup> Sunday of Lent (C)

3<sup>rd</sup> Sunday of Lent (C)

4<sup>th</sup> Sunday of Lent (C)

5<sup>th</sup> Sunday of Lent (C)

**(Send out Year One Parent Newsletter #4)**

Passion (Palm) Sunday (C)

**April/May/June**

EASTER SUNDAY

**(Send out Year One Parent Newsletter #5)**

2<sup>nd</sup> Sunday of Easter (C)

3<sup>rd</sup> Sunday of Easter (C)

4<sup>th</sup> Sunday of Easter (C)

5<sup>th</sup> Sunday of Easter (C)

6<sup>th</sup> Sunday of Easter (C)

7<sup>th</sup> Sunday of Easter (C) Ascension Sunday

PENTECOST SUNDAY (C)

HOLY TRINITY (C)

CORPUS CHRISTI or BODY AND BLOOD OF CHRIST (C)

**Catechist Workshop in Victoria and Mid-Island Location (dates and venue to be determined)**

**May -June**

**YEAR ONE PROGRAM EVALUATION WITH PASTORS, CATECHISTS, PARENTS**

## YEAR TWO: LECTIONARY CYCLES B and C

## Mid-September

Retreat- Workshop for Catechists at Ascension Parish in Parksville

## Week One

## Parish Parent Meetings

- overview of second year of the two-year program for schools and parishes
  - focus on fall lessons (Sept. - Jan)
- (Parish Sac. Prep. Coordinators, Catechists/Teachers of Year 2 Program)

**Distribute Year Two Parent Newsletter #1**

## Week Four

Parish Mass: Rite of Commissioning of Catechists  
(Priest and Parish Coordinator)

## YEAR TWO SESSIONS WITH PARENT(S) AND CHILD(REN)

## September/October

## Session 1

Review **Mosaic Cross** and 26<sup>th</sup> Sunday in Ordinary Time (A)  
(Come Join Us at the Table)

and

### Review Called by Name

(Come Join Us at the Table)

27<sup>th</sup> Sun. in Ordinary Time (B) *Baptism with Water*28<sup>th</sup> Sun. in Ordinary Time (B) + Thanksgiving Weekend29<sup>th</sup> Sunday in Ordinary Time (B)

(Baptism) *Anointed with Oil*

30<sup>th</sup> Sunday in Ordinary Time (B)

### Preparing for Halloween/All Saints/All Souls

All Saints (B)

(Baptism) *Ritual of Clothing with a White Garment*

32<sup>nd</sup> Sunday in Ordinary Time (B)

(Baptism) *Enlightened by Christ - Baptismal Candle*

33<sup>rd</sup> Sunday in Ordinary Time (B)

(Baptism) *Awakened to Grace: Ephphetha Rite*

Feast of Christ the King (B) (Send out Year Two Parent Newsletter #2)

### First Sunday of Advent (Cycle C)

### *Rite of Acceptance into the Order of Catechumens*

**Catechist's Note:** During the Advent Season, meetings of school and parish parents and children preparing for the Sacrament of Reconciliation should take place if this was not done in Year 1.



Second Sunday of Advent (C)

Third Sunday of Advent (C)

Fourth Sunday of Advent (C)

### **CHRISTMAS BREAK**

**January/February/March**  
Week One

Epiphany (C)

School and Parish Parent Meeting:

Overview of Lessons to follow Jan. - June.

(Parish Sac. Prep. Coordinator, Priest, Catechists/Teachers)

**Send out Year Two Parent Newsletter #3**

Baptism of the Lord (C)

2<sup>nd</sup> Sunday in Ordinary Time (C)

(Confirmation) Be Sealed with the Holy Spirit

3<sup>rd</sup> Sunday in Ordinary Time (C)

(Confirmation) Gifts and Fruits of the Holy Spirit

4<sup>th</sup> Sunday in Ordinary Time (C)

5<sup>th</sup> Sunday in Ordinary Time (C) Preparation for Ash Wednesday: Ritual of Making Ashes

1<sup>st</sup> Sunday of Lent (C)

**Rite of Election for Catechumens (Adults and Children)**

**Note:** At some time in January another opportunity for catechesis on Reconciliation should be offered in additional lessons involving parent(s) and child(ren), if there are any families who were unable to attend earlier sessions. The opportunity to receive the Sacrament will occur before Easter.

2<sup>nd</sup> Sunday of Lent (C)

Preparation for Penitential Rite

3<sup>rd</sup> Sunday of Lent (C)

Celebration of Penitential Rite

4<sup>th</sup> Sunday of Lent (C)

(Eucharist) *Come: the Rite of Gathering*

5<sup>th</sup> Sunday of Lent (C)

(Eucharist) *Listen: the Liturgy of the Word*

**April/May/June**

Passion (Palm) Sunday (C)

**EASTER SUNDAY**

**(Send out Year Two Parent Newsletter #4)**

**Note:** Sometime within the next two weeks, parents of children attending Catholic schools will join the parish catechetical program as they begin six weeks of "Immediate Preparation for the Sacraments of Confirmation and First Eucharist"

**The parish celebration of Confirmation and First Eucharist will occur sometime in the spring**

2<sup>nd</sup> Sunday of Easter (C)  
(Eucharist) *Do*

3<sup>rd</sup> Sunday of Easter (C)

4<sup>th</sup> Sunday of Easter (C)

5<sup>th</sup> Sunday of Easter (C)

6<sup>th</sup> Sunday of Easter (C)

Ascension Sunday (C)

PENTECOST SUNDAY (C)  
(Eucharist) *Go*

HOLY TRINITY (C)

CORPUS CHRISTI or BODY AND BLOOD OF CHRIST (C)

**May-June**

**EVALUATE YEAR ONE and TWO PROGRAM WITH PASTORS, CATECHISTS,  
TEACHERS and PARENTS**

**Guidelines for Two-Year Lectionary Based Sacramental Program**  
**Diocese of Victoria**  
**Year 2 Cycle B/C**  
**The Liturgical Season of Ordinary Time -24<sup>th</sup> – 34<sup>th</sup> Sunday (Cycle B)**

<b>Catechetical Focus</b>	<b>Scriptural References</b>	<b>Knowledge and Understanding:</b>  <b>(Cognitive Level)</b>  <i>The child knows...</i>	<b>Skills:</b>  <b>(Practical Level)</b>  <i>The child can...</i>	<b>Values and Attitudes:</b>  <b>(Affective Level)</b>  <i>The child...</i>	<b>Lectionary Readings</b> <b>Cycle B</b>  <b>Gospel Reading</b>
<p><b>The Holy Spirit, the Giver of Life draws us to Christ</b></p> <p>To enable the children to know, celebrate and live the mystery of the Trinity made alive in us by the power of the Holy Spirit who brings Jesus into the lives of the children by the sacraments</p> <p>Prepare the children to encounter the Lord Jesus</p> <p>Unite the children to the life and mission of Christ</p> <p>Sends the Church/the children forth in Christ</p>	<p><b>Jn 14:15-29</b> <i>I will not leave you orphaned</i></p> <p><b>Jn 14: 15-29</b> <i>But ...the Holy Spirit, whom the Father will send in my name, will teach you everything, and remind you of all that I have said to you.</i></p> <p><b>Mt 28:20</b> <i>I am with you always</i></p>	<p>That Jesus promised to make the Spirit present to us</p> <p>That the Holy Spirit, is present in our liturgical celebrations</p> <p>That the Holy Spirit will guide our actions and help us reach out to others</p> <p>Prayer to God as important for being a part of a community</p> <p>Some of the implications for one's life of Baptism, Eucharist and Confirmation</p>	<p>Recognize the active presence of someone who is absent</p> <p>Participate in a celebration of the Word honouring the Holy Spirit</p> <p>Call on the Holy Spirit for help</p> <p>Pray to the Holy Spirit</p> <p>Participate in celebrations and rituals of the Christian community - especially Sunday worship</p> <p>Give to others</p>	<p>Pray to the Holy Spirit and ask for guidance in times of need</p> <p>Feel the presence of the Holy Spirit</p> <p>Wants to reach out and give to others</p> <p>Is grateful for the people who are part of his or her community</p> <p>Works and plays with others with joy</p> <p>Appreciates being part of and participating in a gathering</p>	<p><b>(24<sup>th</sup> Sunday Ordinary Time)</b> Mk 8:27-35 <b>(25<sup>th</sup>)</b> Mk 9:33-37 <b>(26<sup>th</sup>)</b> Mk 9:38-41 <b>(27<sup>th</sup>)</b> Mk 10:13-16 <b>(28<sup>th</sup>)</b> Mk 10:17-27 <b>(29<sup>th</sup>)</b> Mk 10:42-45 <b>(30<sup>th</sup>)</b> Mk 10:46-52 <b>(31<sup>st</sup>)</b> Mk 12:28-34 <b>(32<sup>nd</sup>)</b> Mk 12:41-44 <b>(33<sup>rd</sup>)</b> Mk 13:22-23, 26-32  <b>Christ the King</b> Jn 18:36-37</p>

## The Liturgical Season of Ordinary Time – 24<sup>th</sup> Sunday to Christ the King (Cycle B)

During these eleven weeks concluding Lectionary Cycle B (from September to the end of November) catechists will...

- Invite parents of children in grade three to an initial meeting to discuss expectations for the second year of the two-year program with the priest and catechists involved (early to mid-Sept.)

### CATECHETICAL OUTCOMES

- Reinforce the desired outcomes identified in the matrix that emphasize the catechetical focus for eight year olds: the Holy Spirit, the Giver of Life, draws us to Christ
  - Enable the children to know, celebrate and live the mystery of the Trinity made alive in us by the power of the Holy Spirit who brings Jesus into the lives of the children by the sacraments
  - Prepare the children to encounter the Lord Jesus
  - Unite the children to the life and mission of Christ
- Discuss the Scriptural references associated with the catechetical focus described above:
  - ✓ *I will not leave you orphaned*
  - ✓ *But...the Holy Spirit, whom the Father will send in my name, will teach you everything, and remind you of all that I have said to you*
  - ✓ *I am with you always*

### COGNITIVE, PRACTICAL AND AFFECTIVE OUTCOMES

- The children will KNOW
  - That Jesus promised to make the Spirit present to us
  - That the Holy Spirit, the Giver of Life, is present in our liturgical celebrations
  - That the Holy Spirit will guide our actions and help us reach out to others
  - Prayer to God is important for being part of a community
- The children will be able to DO the following
  - Recognize the active presence of someone who is absent
  - Participate in a celebration of the Word honouring the Holy Spirit
  - Call on (pray to) the Holy Spirit for help
- The children should demonstrate the following VALUES and ATTITUDES
  - Feel the presence of the Holy Spirit

- Want to reach out and give to others
- Demonstrate gratitude for the people who are part of his or her community
- Works and plays with others with joy

## LECTIONARY BASED OUTCOMES (Cycle B)

### Making the Connection: The Liturgical Season of Ordinary Time - 24<sup>th</sup> – 34<sup>th</sup> Sunday (Cycle B)

The Sunday Readings for Cycle B, the Liturgical Season of Ordinary Time and the expectations covered in the Criteria for Catechesis for children age eight serve as the foundation in the lessons presented. **Scripture serves as the medium and the opportunity for encounter through which the child is guided in developing the essential elements of our Catholic faith: knowledge/understanding (cognitive), skills (the practical), and values/attitudes (affective) that are required for building a life-long relationship with Christ and His Church.** The Scriptures presented help children to recognize that the Holy Spirit guides us in the truth, helps us through difficulties, to love, be thankful, to do good and to be generous with others. Catechists help children make the connection between the Gospel message and their lives. The following themes should be covered:

- (24<sup>th</sup>) Any person who wants to be a disciple of Jesus will have to accept the cross as part of life. If we live as Jesus taught we have his promise that we will live forever
- (25<sup>th</sup>) Jesus told the disciples not to be jealous because being important was not the greatest thing. We should treat everyone else as more important than ourselves
- (26<sup>th</sup>) Jesus teaches us that he wants everyone to do good. The Holy Spirit helps all the people in the family of God to do good
- (27<sup>th</sup>) Jesus blesses marriage and all of family life. He especially blessed the children showing that he cares about each of us
- (28<sup>th</sup>) We must try to follow the commandments perfectly and not let anything come between God and us. Loving God and following Jesus is the most important thing we can do
- (29<sup>th</sup>) We are like Jesus when we try always to treat others with respect and help them in whatever way we can
- (30<sup>th</sup>) Bartimaeus, the blind man, was healed by Jesus and immediately could see that it was Jesus he wanted to follow
- (31<sup>st</sup>) We show our love of God by being thankful and sharing love with others.
- (32<sup>nd</sup>) In today's Gospel the poor widow teaches us to be generous in sharing what we have
- (33<sup>rd</sup>) Our faith promises that Christ will come again and that we will live with him forever at the end of time
- (Christ the King) Jesus speaks the Truth; we must listen to Him

**The Liturgical Season of Advent/Christmas (Cycle C)**

<b>Catechetical Focus:</b>  <b>The Holy Spirit, the Giver of Life draws us to Christ</b>	<b>Scriptural References</b>	<b>Knowledge and Understanding: (Cognitive Level)</b>  <i>The child knows...</i>	<b>Skills: (Practical Level)</b>  <i>The child can...</i>	<b>Values and Attitudes: (Affective Level)</b>  <i>The child...</i>	<b>Lectionary Readings Cycle C</b>
<p><b>Advent</b> Explore the notion of hope</p> <p>Present the Advent/Christmas Epiphany cycle through the scriptural stories of Isaiah, John the Baptist, Mary and Joseph</p> <p>Celebrate the Holy Spirit as the One who came to Isaiah, John the Baptist, Mary and Joseph</p> <p>Present the ministry of Jesus in the power of the Holy Spirit as a growing light in the darkness</p>	<p><b>Advent</b> <b>Isaiah 9:2</b> <i>The people who walked in darkness have seen a great light</i></p> <p><b>Lk 1:</b> <i>The story of John the Baptist: hope in a time of darkness</i></p> <p><b>Luke 2:</b> <i>The story of the birth of Jesus at night</i></p> <p><b>Mt 2:</b> <i>The visit of the Magi to Jesus, guided by a star</i></p> <p><b>Mk 1:8-10</b> <i>He will baptize you with the Holy Spirit</i></p>	<p>The narratives of Isaiah, John the Baptist and Mary</p> <p>Rituals celebrated during the time of Advent and Christmas</p> <p>The responses to the Angeles</p> <p>The Holy Spirit prompts us to give to the needy</p> <p>The Holy Spirit is at work everywhere to make light where there is darkness</p> <p>The Holy Spirit is present at all points in Jesus' birth and life</p>	<p>Grasp the meaning of hope in the midst of darkness</p> <p>Understand some of the symbols and prepare the rituals of Advent, Christmas and Ordinary Time</p> <p>Participate in group activities being sensitive to others when things are difficult</p> <p>Participate with their families in actions of sharing with others</p>	<p>Appreciates this season as a time of light and hope in darkness</p> <p>Appreciates the ministry of Jesus, in the power of the Holy Spirit, as a growing light in the darkness</p> <p>Retains hope in spite of difficult times</p> <p>Has a sense of the prayer of the liturgical seasons of Advent and Christmas</p>	<p><b>Gospel Reading (1<sup>st</sup> Sunday of Advent)</b> Lk 21:25-28, 34-36 or Mt 22:42-44</p> <p><b>(2<sup>nd</sup>)</b> Lk 3:1-6</p> <p><b>(3<sup>rd</sup>)</b> <b>Lk 3:10-16</b></p> <p><b>(4<sup>th</sup>)</b> Lk 1:39-45</p> <p><b>Christmas</b> Jn 1:1-18</p> <p><b>Holy Family</b> Lk 2:41-52</p> <p><b>Mary, Mother of God</b> Lk 2:16-21</p> <p><b>Epiphany</b> Mt 2:1-12</p> <p><b>Baptism of the Lord</b> Lk 3: 15-16, 21-22</p>

					<b>(2<sup>nd</sup> Sunday Ordinary Time)</b> Jn 2:1-11 <b>(3<sup>rd</sup>)</b> Lk 4:14-21 <b>(4<sup>th</sup>)</b> Lk 4: 15,22-30 <b>(5<sup>th</sup>)</b> Lk 5:1-11 <b>(6<sup>th</sup>)</b> Lk 6:17, 20-26 <b>(7<sup>th</sup>)</b> Lk 6:27-36 <b>(8<sup>th</sup>)</b> Lk 6:39-45 <b>(9<sup>th</sup>)</b> Lk 7:1-10
--	--	--	--	--	--

### **Making the Connection: The Liturgical Season of Advent/Christmas (Cycle C)**

The Sunday Readings for Cycle C, for the liturgical season of Advent and Christmas, and the expectations covered in the Criteria for Catechesis for children age eight serve as a guide in the lessons presented. We continue to guide children to know, contemplate, celebrate and live the love of the Trinity by understanding that Jesus reveals the Holy Spirit who we receive in Baptism, and who calls us continually to grow close to God. Catechists continue to help children make the connection between the Gospel message and their lives. The following themes should be covered:

#### **CATECHETICAL OUTCOMES**

- Reinforce desired outcomes identified in the matrix that emphasize the catechetical focus: the Holy Spirit, the Giver of Life draws us to Christ
  - Students will explore the notion of hope
  - Learn about the Advent/Christmas/Epiphany cycle through scriptural stories
  - Celebrate the Holy Spirit as the One who came to Isaiah, John the Baptist, Mary and Joseph
  - Present the ministry of Jesus in the power of the Holy Spirit as a growing light in the darkness
- Students will be able to explain the meaning of passages of Scripture associated with the catechetical focus:
  - ✓ *The people who walked in darkness have seen a great light*
  - ✓ *The story of John the Baptist: hope in a time of darkness*

- ✓ *The story of the birth of Jesus at night*
- ✓ *The visit of the Magi to Jesus, guided by a star*
- ✓ *He will baptize you with the Holy Spirit*

#### **COGNITIVE, PRACTICAL AND AFFECTIVE OUTCOMES**

- The children will KNOW
  - The narratives of Isaiah, John the Baptist and Mary
  - Rituals celebrated during the time of Advent and Christmas
  - The responses to the Angeles
  - The Holy Spirit prompts us to give to the needy
  - The Holy Spirit is at work everywhere to make light where there is darkness
  - The Holy Spirit is present at all points in Jesus' birth and life
- The children will be able to DO the following
  - Grasp the meaning of hope in the midst of darkness
  - Understand some of the symbols and prepare the rituals of Advent, Christmas and Ordinary Time
  - Participate in group activities being sensitive to others when things are difficult
  - Participate with their families in actions of sharing with others
- The children should demonstrate the following VALUES and ATTITUDES
  - Appreciate this season as a time of light and hope in darkness
  - Appreciate the ministry of Jesus, in the power of the Holy Spirit, as a growing light in the darkness
  - Hope in spite of difficult times
  - A sense of the meaning of the prayers of the liturgical seasons of Advent and Christmas

#### **Making the Connection: The Liturgical Season of Advent/Christmas (Cycle C)**

The Sunday Readings for Cycle C, for the liturgical season of Advent and Christmas, and the expectations covered in the Criteria for Catechesis for children age eight serve as a guide in the lessons presented. We continue to guide children to know, contemplate, celebrate and live the love of the Trinity by understanding that Jesus reveals the Holy Spirit who we receive in Baptism, and who calls us continually to grow close to God. Catechists help children make the connection between the Gospel message and life.

- (1<sup>st</sup> Sunday) Being ready for the second coming of the Lord means constantly trying to strive for what is just and right in the world
- (2<sup>nd</sup>) In changing our lives, we prepare the way for God. God's way is the way of justice and peace
- (3<sup>rd</sup>) The Holy Spirit makes it possible for us to live in justice and peace with all people
- (4<sup>th</sup>) Mary went to the country to visit her cousin. She will tell her cousin, Elizabeth, about the wonderful things God has done in her life



- (Christmas Day) We are filled with joy and excitement about the great love God shows for us in sending his Son, Jesus
- (Christmas Day) We proclaim our believe in the Father, Son and Holy Spirit when we pray the Creed
- (Holy Family) Jesus was fully human, and as the son of Mary and Joseph he practiced the faith as it was celebrated by his family at that time
- (Mary the Mother of God) We celebrate the name, Jesus, that was foretold by the angels. Jesus was given this name because it means Saviour
- (Epiphany) The birth of Jesus is the manifestation (epiphany) of God to all the people of the world
- (Baptism of the Lord) In those days, adults were baptized but over time the Church began baptizing children. The symbols of water and light should be briefly touched upon. Remind the children that we received the Holy Spirit at our baptism just as Jesus did
- (2<sup>nd</sup> **Sunday in Ordinary Time**) Mary knew that Jesus could do something to help the young married couple not feel badly about running out of wine. Because she asked in faith, Jesus performed a miracle revealing God's glory and power
- (3<sup>rd</sup>) Jesus' mission was to help those in need: the poor, blind, lame, deaf, etc. and through our baptism we have the Spirit's help to do the same
- (4<sup>th</sup>) God's call is not just for powerful, famous, or rich people, but we are all called to proclaim God's word
- (5<sup>th</sup>) Even though we sin, God is always ready to forgive and give us His Spirit to respond to his call
- (6<sup>th</sup>) Jesus explains what our attitude toward life should be if we want to be happy
- (7<sup>th</sup>) We must remember that God accepts all people and we must do the same especially treating others as we want to be treated
- (8<sup>th</sup>) What we do, shows what is in our heart. Good work comes from people who are good in their hearts
- (9<sup>th</sup>) The faith of the Roman officer touched Jesus and the man's servant was healed of his sickness

### The Liturgical Season of Lent (Cycle C)

<b>Catechetical Focus:</b>  <b>The Holy Spirit, the Giver of Life draws us to Christ</b>	<b>Scriptural References</b>	<b>Knowledge and Understanding: (Cognitive Level)</b>  <i>The child knows...</i>	<b>Skills: (Practical Level)</b>  <i>The child can...</i>	<b>Values and Attitudes: (Affective Level)</b>  <i>The child...</i>	<b>Lectionary Readings Cycle C</b>
<p>Explore the notion of life and renewal of life</p> <p>Enter into the Lent/Easter cycle</p> <p>Celebrate the power of the Holy Spirit in bringing us forgiveness and reconciliation</p> <p>Participate in the mystery of Christ's death and the power of the Spirit raising Jesus to new life</p>	<p>Luke's Story of the Passion with the narrative of the empty tomb</p> <p><b>Jn 20:19-22</b> <i>Jesus sends the Spirit upon his disciples: "Receive the Holy Spirit. If you forgive the sins of any, they are forgiven them"</i></p> <p><b>John 11:25</b> <i>I am the resurrection and the Life</i></p>	<p>Creation as God's gift</p> <p>Importance and rituals of Lent and Easter</p> <p>The Holy Spirit helps us to become united with Christ again if we sin</p> <p>The Holy Spirit was present in all that Jesus said and did</p> <p>The Sacrament of Penance</p> <p>The Easter narratives</p> <p>The "Glory Be"</p>	<p>Link the earth and the work of God's Holy Spirit</p> <p>Link Lent and Easter with the narrative of Jesus</p> <p>Recognize the need to forgive and be forgiven</p> <p>Participate in and contribute to the prayers and celebrations</p> <p>Forgive</p> <p>Care for the earth</p>	<p>Is grateful for the gifts of the earth</p> <p>Appreciates how in Lent and Easter one becomes involved with the narrative of Jesus</p> <p>Celebrates Lent and Easter at home and in the parish</p> <p>Participates in the Sacrament of Penance</p> <p>Has a desire to be forgiven and forgive</p>	<p><b>Gospel Reading</b></p> <p><b>(1<sup>st</sup> Sunday of Lent)</b> Lk 4:1-13</p> <p><b>(2<sup>nd</sup>)</b> Lk 9:28-36</p> <p><b>(3<sup>rd</sup>)</b> Lk 13:3, 5-9</p> <p><b>(4<sup>th</sup>)</b> Lk 15:1-3, 11-32 or Jn 8:1-5, 6-11</p> <p><b>(5<sup>th</sup>)</b> Jn 8:1-11</p> <p><b>Passion/Palm Sunday</b> Lk 22:14-23:56</p>

### **Making the Connection: The Liturgical Season of Lent (Cycle C)**

The Sunday Readings for Cycle C, for the liturgical season of Lent and the expectations covered in the Criteria for Catechesis for children age eight serve as a guide in the lessons presented. We continue to guide children to know, contemplate, celebrate and live the love of the Trinity by recognizing the Holy Spirit as working through Jesus in his encounters with people. In these lessons, we help children make the connection between the Gospel message and their lives. The following themes should be covered:

#### **CATECHETICAL OUTCOMES**

- Reinforce desired outcomes identified in the matrix that emphasize the catechetical focus the Holy Spirit, the Giver of Life, draws us to Christ
  - Explore the notion of life and renewal of life
  - Enter into the Lent/Easter cycle
  - Celebrate the power of the Holy Spirit in bringing us forgiveness and reconciliation
  - Participate in the mystery of Christ's death and the power of the Spirit raising Jesus to new life
- Students will be able to explain the meaning of passages of Scripture:
  - ✓ *Luke's Story of the Passion with the narrative of the empty tomb*
  - ✓ *Jesus sends the Spirit upon his disciples: "Receive the Holy Spirit. If you forgive the sins of any, they are forgiven them*
  - ✓ *I am the resurrection and the life*

#### **COGNITIVE, PRACTICAL AND AFFECTIVE OUTCOMES**

- The children will KNOW
  - That creation is God's gift to us
  - The importance and rituals of Lent and Easter
  - The Holy Spirit helps us to become united with Christ again if we sin
  - The importance of the Sacraments
  - The Easter narratives
  - The "Glory Be"
- The children will be able to DO the following
  - Link the earth and the work of God's Holy Spirit
  - Link Lent and Easter with the narrative of Jesus
  - Recognize the need to forgive and be forgiven
  - Participate in and contribute to the prayers and celebrations
  - Forgive

- Care for the earth
- The children should demonstrate the following VALUES and ATTITUDES
  - Gratitude for the gifts of the earth
  - Appreciation for how in Lent and Easter one becomes involved with the narrative of Jesus
  - Celebrates Lent and Easter at home and in the parish
  - Participates in the Sacrament of Penance
  - Has a desire to be forgiven and to forgive.

### **Making the Connection: The Liturgical Season of Lent (Cycle C)**

The Sunday Readings for Cycle C, for the liturgical season of Ordinary Time of Lent, and the expectations covered in the Criteria for Catechesis for children age eight serve as a guide in the lessons presented. We continue to guide children to know, contemplate, celebrate and live the love of the Trinity by recognizing the Holy Spirit as working through Jesus in his encounters with people. In these lessons, we help children make the connection between the Gospel message and their lives. The following themes should be covered:

- (1<sup>st</sup> Sunday) Everything we have and need comes ultimately from God. We must overcome temptation and trust in him to provide the things we need
- (2<sup>nd</sup>) Jesus tells Peter, James and John that he will not be exactly the same after the resurrection
- (3<sup>rd</sup>) The parable of the fig tree reminds us that God invites us to change if we are not living like Jesus asks
- (4<sup>th</sup>) The Gospel focuses on God's loving response to our turning away from selfishness and turning to him
- (5<sup>th</sup>) Jesus forgives this woman for her sin as he forgives us for ours. However he invites her to change her way of living and follow him more closely
- (Passion/Palm Sunday) The reading of the Passion and procession with palms remind us that some people put Jesus to death but God raised him up and proclaimed that Jesus is Lord

**The Liturgical of the Season of Easter - Easter Sunday to Pentecost (Cycle C)**

<b>Catechetical Focus:</b>  <b>The Holy Spirit, the Giver of Life draws us to Christ</b>	<b>Scriptural References</b>	<b>Knowledge and Understanding: (Cognitive Level)</b> <i>The child knows...</i>	<b>Skills: (Practical Level)</b> <i>The child can...</i>	<b>Values and Attitudes: (Affective Level)</b> <i>The child...</i>	<b>Lectionary Readings Cycle C</b>
<p>Exploring the notion of life and renewal of life</p> <p>Celebrating the power of the Holy Spirit in bringing us forgiveness and reconciliation</p> <p>Celebrating the power of the Spirit in raising Jesus to new life</p>	<p>Luke's Story of the Passion with the narrative of the empty tomb</p> <p><b>Jn 20: 19-22</b> Jesus sends the Spirit upon his disciples: <i>Receive the Holy Spirit. If you forgive the sins of any, they are forgiven them</i></p> <p><b>Jn 11:25</b> <i>I am the resurrection and the life.</i></p>	<p>Creation as God's gift</p> <p>The importance of Lent and Easter</p> <p>The Holy Spirit helps us to become united with Christ again if we sin</p> <p>Some of the rituals of Lent and Easter</p> <p>The Sacrament of Reconciliation</p> <p>The Easter narrative</p> <p>The "Glory Be"</p> <p>The importance of caring for earth</p>	<p>Link Lent and Easter with the narrative of Jesus</p> <p>Recognize the liturgical colours of the season</p> <p>Recognize the need to forgive and to be forgiven</p> <p>Participate in and contribute to the prayers, songs and celebrations</p>	<p>Is grateful for the gifts of the earth</p> <p>Celebrates the liturgical season of Lent and Easter at home and in the parish</p> <p>Participates in the Sacrament of Reconciliation</p> <p>Is a peacemaker</p>	<p><b>Easter Sunday</b> Jn 20:1-9 or Lk 24:1-12</p> <p><b>(2<sup>nd</sup>)</b> Jn 20:19-31</p> <p><b>(3<sup>rd</sup>)</b> Jn 21:1-19</p> <p><b>(4<sup>th</sup>)</b> Jn 10:27-30</p> <p><b>(5<sup>th</sup>)</b> Jn 13:31-33, 34-35</p> <p><b>(6<sup>th</sup>)</b> Jn 14:23-29</p> <p><b>Ascension</b> Lk 24:46-53</p> <p><b>(7<sup>th</sup>)</b> Jn 17:20-26</p> <p><b>Pentecost</b> Jn 14:15-16 23-26</p>

## Making the Connection: The Liturgical Season of Easter – Easter Sunday to Pentecost (Cycle C)

### CATECHETICAL OUTCOMES

- Reinforce desired outcomes identified in the matrix that emphasize the catechetical focus: the Holy Spirit, the Giver of Life draws us to Christ
  - Explore the notion of life and renewal of life
  - Celebrate the power of the Holy Spirit in bringing us forgiveness and reconciliation
  - Celebrate the power of the Spirit in raising Jesus to new life
- Students will be able to explain the meaning of passages of Scripture that support the catechetical focus:
  - ✓ *Luke's Story of the Passion with the narrative of the empty tomb*
  - ✓ *Jesus sends the Spirit upon his disciples: Receive the Holy Spirit. If you forgive the sins of any, they are forgiven them*
  - ✓ *I am the resurrection and the life*

### COGNITIVE, PRACTICAL AND AFFECTIVE OUTCOMES

- The children will KNOW
  - Creation as a gift from God
  - The importance of Lent and Easter and the fact that the Holy Spirit helps us to become united with Christ again if we sin
  - Some of the rituals of Lent and Easter
  - The importance of the Sacrament of Reconciliation
  - The Easter narrative
  - The "Glory Be"
  - The importance of caring for earth
- The children will be able to DO the following
  - Link Lent and Easter with the narrative of Jesus
  - Recognize the liturgical colours of the season
  - Recognize the need to forgive and to be forgiven
  - Participate in and contribute to the prayers, songs and celebrations
- The children should demonstrate the following VALUES and ATTITUDES
  - Gratitude for the gifts of the earth
  - A sense of celebration around the liturgical season of Lent and Easter at home and in the parish
  - Desire to participate in the Sacrament of Reconciliation
  - Peacemaking

## LECTIONARY BASED OUTCOMES (Cycle C)

### Making the Connection: The Liturgical Season of Easter - Easter Sunday to Pentecost

The Sunday Readings for Cycle C, for the Liturgical Season of Easter (Easter Sunday to Pentecost), and the expectations covered in the Criteria for Catechesis for children age eight, serve as a guide in the lessons presented. The Scriptures presented help children understand that Jesus reveals God and the power of the Holy Spirit who is always present with us. In these lessons, we help children make the connection between the Gospel message and their lives. The following themes should be covered:

- (Easter Sunday) The central message of our faith is proclaimed: Christ has died, has risen, and lives among us!
- (2<sup>nd</sup>) Like the first Christians, our faith can only grow stronger through trying to forgive and bring peace to others
- (3<sup>rd</sup>) After a successful fishing trip, Jesus is recognized by the disciples who are called to bring people into the Church and ‘feed’ them
- (4<sup>th</sup>) Jesus promises to protect forever those who follow him
- (5<sup>th</sup>) The proof that we are followers of Christ is seen in our love for others
- (6<sup>th</sup>) We have God’s word that his Spirit will be with us to teach us and remind us of all that Jesus said
- (Ascension of the Lord) Before Jesus left the disciples and ascended into heaven, he told them to be his witnesses and tell everyone to turn from sin with the help of the Holy Spirit
- (7<sup>th</sup>) Jesus prayed that we would all be united as his followers so many more would believe in him
- (Pentecost) Jesus gives us his Holy Spirit so we can forgive others and they feel it. When we live this way, the ‘face of the earth will be like new’

### Feasts of the Lord and Sundays in Ordinary Time - Trinity to the 23<sup>rd</sup> Sunday (Cycle C)

Catechetical Focus:  The Holy Spirit, the Giver of Life draws us to Christ	Scriptural References	Knowledge and Understanding: (Cognitive Level)  <i>The child knows...</i>	Skills: (Practical Level)  <i>The child can...</i>	Values and Attitudes: (Affective Level)  <i>The child...</i>	Lectionary Readings Cycle C
Exploring Baptism and Confirmation as acts of gathering and forming a family in the Holy Spirit  The Church is God’s people who	<b>Acts 10:34-48</b> <i>God anointed Jesus with the Holy Spirit and with power; he went about doing good...’</i> <i>While Peter was still speaking</i>	The sacraments of Baptism, Confirmation and Eucharist make Christ present in our lives  Prayer to God is important for	Connect Church and Sunday as a day of gathering to worship  Grasp the actions of Baptism, Confirmation	Enjoys being part of and participating in a gathering which forms community	<b>Gospel Reading</b>  <b>Trinity Sunday</b> Jn 16:12-15 or Mt 28:16-20  <b>Corpus Christi</b> Jn 6:35, 53, 55-56, 54

<p>come together to worship as one family</p> <p>Presenting the Holy Spirit as God, the Giver of Life...the one who makes Christ present in the lives of people, and, the power that transforms bread and wine into the Body and Blood of Christ</p>	<p><i>the Holy Spirit fell upon all who heard the word.</i></p>	<p>being a member of a community</p>	<p>and Eucharist as actions of God</p> <p>Participate in celebrations and rituals of the Christian community</p>	<p><b>(10<sup>th</sup> Sunday in Ordinary Time)</b> Lk 7:11-17 <b>(11<sup>th</sup>)</b> Lk 7:36-50 <b>(12<sup>th</sup>)</b> Lk 9:18-23 <b>(13<sup>th</sup>)</b> Lk 9:51-62 <b>(14<sup>th</sup>)</b> Lk 10:1-9 <b>(15<sup>th</sup>)</b> Lk 10: 25-37 <b>(16<sup>th</sup>)</b> Lk 10:38-42 <b>(17<sup>th</sup>)</b> Lk 11:1-13 <b>(18<sup>th</sup>)</b> Lk 12:13-21 <b>(19<sup>th</sup>)</b> Lk 12:22-24, 27-34 <b>(20<sup>th</sup>)</b> Lk 9: 23-26 <b>(21<sup>st</sup>)</b> Lk 13:22-30 <b>(22<sup>nd</sup>)</b> Lk 14:1, 7-14 <b>(23<sup>rd</sup>)</b> Lk 14:25-33</p>
--	---	--------------------------------------	--	---

### **Making the Connection: Feasts of the Lord and Sundays in Ordinary Time – Trinity to 23<sup>rd</sup> Sunday (Cycle C)**

The Sunday Readings for Cycle C, for the Feasts of the Lord and Ordinary Time after Easter (9<sup>th</sup> Sunday to 23<sup>rd</sup>), and the expectations covered in the Criteria for Catechesis for children age eight, serve as a guide in the lessons presented. The Scriptures presented help children to recognize that Jesus reveals the Spirit's



action as the one who comforts, guides and moves us to help others. In these lessons, we help children make the connection between the Gospel message and their lives. The following should be covered:

#### **CATECHETICAL OUTCOMES**

- Reinforce the desired outcomes identified in the matrix that emphasize the catechetical focus for Grade 3 students: the Holy Spirit, the Giver of Life draws us to Christ.
  - Begin the exploration of Baptism and Confirmation as acts of gathering and forming a family in the Holy Spirit
  - Remembering that the Church is God's people who come together to worship as one family
  - Present the Holy Spirit as God, the Giver of Life...the one who makes Christ present in the lives of people, and, the power that transforms bread and wine into the Body and Blood of Christ
- They will be able to explain the meaning of the passage from Scripture:
  - ✓ *God anointed Jesus with the Holy Spirit and with power and he went about doing good*
  - ✓ *While Peter was still speaking the Holy Spirit fell upon all who heard the word*

#### **COGNITIVE, PRACTICAL AND AFFECTIVE OUTCOMES**

- The children will KNOW
  - The sacraments of Baptism, Confirmation and Eucharist are called the Sacraments of Initiation and make Christ present in our lives
  - Prayer to God is important for being a member of a community
- The children will be able to DO the following
  - Connect Church and Sunday as a day of gathering to worship
  - Grasp the actions of Baptism, Confirmation and Eucharist as actions of God
- The children should demonstrate the following VALUES and ATTITUDES
  - Desire to participate in celebrations and rituals of the Christian community

#### **Making the Connection: Feasts of the Lord and Sundays in Ordinary Time - Trinity to 23<sup>rd</sup> Sunday (Cycle C)**

The Sunday Readings for Cycle C, for the Feasts of the Lord and Ordinary Time after Easter (9<sup>th</sup> Sunday to 23<sup>rd</sup>), and the expectations covered in the Criteria for Catechesis for children age eight, serve as a guide in the lessons presented. The Scriptures presented help children to recognize that Jesus reveals the Spirit's action as the one who comforts, guides and moves us to help others. In these lessons, we help children make the connection between the Gospel message and their lives. The following themes should be covered:

- (Trinity Sunday) Jesus tells his disciples to preach, baptize and teach in the name of God, with the help of the Holy Spirit
- (Corpus Christi) The Gospel reminds us that only Jesus can satisfy our hunger and thirst and when we share his body and blood in Eucharist he is present to us
- (10<sup>th</sup>) We should always show gratitude to God for life as the mother of the boy in this story did
- (11<sup>th</sup>) God's forgiveness is for everyone and the sacrament of reconciliation is God's invitation to ask for forgiveness
- (12<sup>th</sup>) Jesus tells us that his disciples must not think only of themselves but try to live for others
- (13<sup>th</sup>) When Jesus calls us to serve Him, we should respond immediately putting everything else aside
- (14<sup>th</sup>) The disciples were sent to all the world to share the message that the 'reign of God' had come.
- (15<sup>th</sup>) Obeying God's commandments is not an option or an ideal. Love is not just a feeling but a choice to act as Jesus would
- (16<sup>th</sup>) Jesus visited Martha and Mary in their home where Martha busied herself with "doing things" rather than being present and formed by his word
- (17<sup>th</sup>) When we ask for things that are good for us, Jesus will answer our prayer
- (18<sup>th</sup>) The things we possess cannot make us truly happy; lasting happiness can only come from being in relationship with God
- (19<sup>th</sup>) Human beings are of more value than any thing and God will provide for our needs if we trust him
- (20<sup>th</sup>) Jesus told the people who wanted to be his disciples that they must not be selfish and think only of themselves
- (21<sup>st</sup>) All people who believe in Jesus and are faithful to his ways will live with Him forever
- (22<sup>nd</sup>) The two parables in Luke's gospel describe what our relationship with God and with others should be like: humble and inclusive
- (23<sup>rd</sup>) Followers of Jesus have to make daily choices about how they will act. Jesus gives us many examples of what we should do

## NOTES FOR THE CATECHIST

### Integration of Sacramental Preparation Outcomes identified in the CCCB *Criteria for Catechesis with the Lectionary-Based Program*

Hopefully, you have now had opportunity to meet the children and parents who are continuing with the second portion of the two-year journey in faith. The excitement of gathering each week will be a time of blessing for all. Never forget what a privilege it is to be called to this ministry. The Spirit is at work in and through you and will guide your efforts. If times of frustration or questions or concerns plague you, call for help. Together, with God's help, we can make this an enriching experience for families and enable them to deepen their relationship with God and with one another.

#### Framework for Planning Each Session

Each weekly lectionary-based lesson has two parts: a Catechetical and Liturgical Focus

Part A: (Approximately 45 minutes)

1. Welcome/Sharing of Questions and Comments from previous session
2. Announcements
3. Catechetical Focus: Instructions on the Mass

Part B: Liturgical Focus: Breaking open the Sunday Lectionary Readings (15 minutes)

4. Lighting of Candles
5. Sign of the Cross
6. Scriptures Readings and Responses
7. Discussion
8. Prayer Intentions
9. Extending the lesson at home

The most important thing you as the catechist should understand is that the **catechetical focus** for the entire Year One is on the community gathering for Eucharistic Liturgy. In these first seven weeks following the Rite of Enrolment the focus will be on the Introductory Rites and the Liturgy of the Word.

In planning it will also be helpful to know that the **liturgical focus** or ritual celebration during the weekly part of the gathering time takes only about 15 minutes. As noted, the catechist must prepare key points to focus on so that both the catechetical and liturgical learning outcomes outlined are addressed.

**Part A: Preparation/Catechetical Focus 40-45 minutes**

1. Welcome (individually as parent/child arrive...just a warm greeting)
2. Song of Gathering (optional)
3. Announcements: The first week's announcements would include parents and children making nametags and games learning each person's name.
4. Catechetical focus time is 'teaching time' depending on whatever part of the liturgical year we are celebrating.
  - The catechist gives a simple introduction to the meaning of:
    - ✓ Ordinary Time
    - ✓ All Saints/All Souls Day
    - ✓ Advent (what it is, what we focus on each week...love, joy, peace, etc.)
    - ✓ Christmas and Epiphany and continuing throughout the seasons of the liturgical year
    - ✓ Mission Sunday
    - ✓ Lent (prayer, fasting and abstinence)
    - ✓ Easter
    - ✓ Pentecost
  - The catechist will also want to explain the why the colour of the vestments and altar cloths changes with the season. Source: [www.catholic.org/clife/lcolors.php](http://www.catholic.org/clife/lcolors.php)
    - **White – light, innocence, purity, joy, triumph, glory**
      - ❖ Season of Christmas
      - ❖ Season of Easter
      - ❖ Feasts of the Lord, other than of His passion
      - ❖ Feasts of Mary, the angels, and saints who were not martyrs
      - ❖ All Saints (1 November)
      - ❖ Feasts of the Apostles
      - ❖ Nuptial Masses
      - ❖ Masses for the dead

*Note: White is the color of Popes' non-liturgical dress.*
    - **Red – the Passion, blood, fire, God's Love, martyrdom**
      - ❖ Feasts of the Lord's Passion, Blood, and Cross
      - ❖ Feasts of the Martyrs
      - ❖ Palm Sunday
      - ❖ Pentecost

*Note: Red is the color of Cardinals' non-liturgical dress*
    - **Green – the Holy Spirit, life eternal, hope**
      - ❖ Time After Epiphany
      - ❖ Time After Pentecost
    - **Violet – penance, humility, melancholy**
      - ❖ Season of Advent
      - ❖ Season of Lent

- ❖ Vigils except for Ascension and Pentecost
- ❖ Good Friday
  - Note: Violet, literally "amaranth red," is the color of Bishops', Archbishops', and Patriarchs' non-liturgical dress*
- **Rose - Gold - joy**
  - ❖ *Gaudete* Sunday (Third Sunday of Advent)
  - ❖ *Laetare* Sunday (Fourth Sunday of Lent)
  - ❖ Gold can replace white, red, or green (but not violet or black)

5. Throughout the second year of Sacramental Preparation the Catechist will develop the child's understanding of the Holy Spirit, the Giver of Life (who draws us to Christ, unites us to Him and His life) and prepare the children to see themselves as part of the Church's Mission to be sent forth in Christ.

### **September/October/November**

The catechist's focus will be:

- Enabling the children to know, contemplate, celebrate and live the mystery of the Trinity made alive in us by the power of the Holy Spirit who brings Jesus into our/their lives
- Preparing the children to encounter the Lord Jesus
- Enabling the children to unite themselves to the life and mission of Christ
- Preparing the children to be sent forth in Christ as part of the Church
- Recalling/ reviewing through ritual moments the symbols and actions of the Baptismal Rite

### **December**

- Celebrating the Rite of Acceptance into the Order of Catechumens /or The Rite of Welcome for those already Baptised
- Exploring the notion of hope
- Presenting the Advent/Christmas Epiphany cycle through the scriptural stories of Isaiah, John the Baptist, Mary and Joseph

- Celebrating the Holy Spirit as the One who came to Isaiah, John the Baptist, Mary and Joseph
- Presenting the ministry of Jesus in the power of the Holy Spirit as a growing light in the darkness

### **January/February – Ordinary Time – continue from above**

- Exploring through ritual moments the role of the Holy Spirit in our lives through the symbols and actions of Confirmation

### **February/March – Lent**

- Exploring the notion of life and renewal of life
- Entering into the Lent/Easter cycle by preparing for Ash Wednesday
- Celebrating the Rite of Election
- Celebrating the power of the Holy Spirit in bringing us forgiveness through the Sacrament of Reconciliation
- Exploring the Eucharist through the Gathering Rite and the Liturgy of the Word
- Participating in the mystery of Christ's death and the power of the Spirit raising Jesus to new life

### **April**

- Encountering Jesus in the Eucharist
- Exploring the way the Holy Spirit is at work in uniting people with Christ
- Telling narratives of people who are (were) extraordinary in their generosity and goodness
- Exploring the parables of Jesus
- Examining the narrative of Pentecost and how the Holy Spirit sends the Church out into the world

### **May**

- Exploring Baptism and Confirmation as acts of gathering and forming a family in the Holy Spirit
- Recognizing the Church is God's people who come together to worship as one family
- Presenting the Holy Spirit as God, the Giver of Life...the one who makes Christ present in the lives of people, and transforms bread and wine into the Body and Blood of Christ

#### **Part B: Ritual**

**15-20 minutes**

1. Lighting of the Candles – a procession of the candle and Sunday Book of Readings with a parent and child is held while the group sings an entrance hymn. The cross and cloth are already on a small table
2. Sign of the Cross – this ritual is celebrated slowly and carefully making sure the children make the Sign of the Cross correctly
3. Scripture Readings and Responses – both the readings are used and depending on their difficulty, a parent/catechist or child should prepare to proclaim God's word
4. Discussion – the discussion is led by the catechist and involves posing questions to engage the children. ***The focus is always on the lesson God/Jesus teaches us about how we are to love God and our neighbour***
5. Prayer Intentions – this is a special time when children invite the community to join them in prayer for God's blessing

#### **Home Assignments:**

The Home Assignment is intended to reinforce the Sunday readings. Each week the catechist should make reference to the assignment and place it in each child's binder (suitcase).

**Note:** If a family misses a gathering, it is important to contact them, let them know they were missed and provide the lesson by e-mail or in an envelope for them to pick up and complete.

#### **Making the Connection: Liturgical Season of Ordinary Time – Cycle B/C**

As you reflect on the readings, you will identify many opportunities to reinforce outcomes that will be developed further throughout the year.

Regarding the Catechetical Outcomes.

You can make the following points:

- Children will understand they are part of a community who gathers each Sunday to listen to the Word and celebrate Eucharist.
- They will be able to explain the meaning of passages of Scripture:
- For where two or three are gathered in my name, I am there with them.
- Do this in remembrance of me.
- Leave your gift there before the altar and go; first be reconciled to your brother or sister, and then come and offer your gift.
- Children will listen to Biblical narratives of feeding and abundance

Regular practice of the ritual of reading and discussing Scriptural stories will ensure the children know, do and value the outcomes listed below. Keep in mind that children at age seven should not be expected to have a deep understanding of symbols. Sufficient at this level would be remembering why water, light and perhaps the oil of Baptism are used as well as the bread and wine of Eucharist.

Regarding the Cognitive, Practical and Affective Outcomes: During these first seven weeks...

- The children will KNOW
  - The experience of gathering with the faith community
  - The symbols for Baptism, Confirmation and Eucharist
  - The sign of the Cross
  - The responses to the prayers and invocations of the first two parts of the Mass
- The children will be able to DO the following
  - Actively participate in the Mass
  - Recognize at a simple level, the power of symbols
  - Pray a simple Act of Contrition
  - Listen to the Gospel story and tell how it applies to his/her life
  - Explain (and participate?) in the Sacrament of Reconciliation
- The children should demonstrate the following VALUES and ATTITUDES
  - Appreciation for being a part of a gathering in Church
  - Reverence for sacred things



- Forgiveness

Regarding Specific Lectionary Based Outcomes: Through reflection and discussion of the Scriptures, children will learn that...

- (24<sup>th</sup> Sunday in Ordinary Time) Any person who wants to be a disciple of Jesus will have to accept the cross as part of life. If we live as Jesus taught we have his promise that we will live forever
- (25<sup>th</sup>) Jesus told the disciples not to be jealous because being important was not the greatest thing. We should treat everyone else as more important than ourselves
- (26<sup>th</sup>) Jesus teaches us that he wants everyone to do good. The Holy Spirit helps all the people in the family of God to do good
- (27<sup>th</sup>) Jesus blesses marriage and all of family life. He especially blessed the children showing that he cares about each of us
- (28<sup>th</sup>) We must try to follow the commandments perfectly and not let anything come between God and us. Loving God and following Jesus is the most important thing we can do
- (29<sup>th</sup>) We are like Jesus when we try always to treat others with respect and help them in whatever way we can
- (30<sup>th</sup>) Bartimaeus, the blind man, was healed by Jesus and immediately could see that it was Jesus he wanted to follow
- (31<sup>st</sup>) We show our love of God in our prayer, at Mass, at home, with others, by showing God we are thankful for the many gifts He has given
- (32<sup>nd</sup>) In today's Gospel the poor widow teaches us to be generous in sharing what we have
- (33<sup>rd</sup>) Our faith promises that Christ will come again and that we will live with him forever
- (Christ the King) Jesus told his disciples how to live if they want to share in His eternal glory. We must treat others as Jesus would treat them

### **Making the Connection: The Liturgical Season of Advent/Christmas (Cycle C)**

The Sunday Readings for Cycle C, for the liturgical season of Advent and Christmas, and the expectations covered in the ***Criteria for Catechesis*** for children age seven serve as a guide in the lessons presented. As we continue developing the child's appreciation and understanding of why we gather as a faith community, and listen to God's Word found in Sacred Scripture, children grow in their ability to participate in the Introductory Rites and Liturgy of the Word. During the nine weeks of the Advent and Christmas period (first Sunday of Advent to the Epiphany) our catechesis will continue to focus on the Liturgy of the Word, the Creed and the Prayers of the Faithful. Catechists will continue to help children make the connection between the Gospel message and their lives.

### **Note to the Catechist:**

Building on what was begun in the first seven weeks, we enter the Liturgical Season of Advent and Christmas now following the Lectionary Readings for Cycle C.

You will continue the pattern of rituals and readings as before. The value in this practice cannot be overestimated as it develops habits that will be used throughout the child's life whenever the Catholic community gathers. We enter the church, bless ourselves, kneel to pray with the community gathered and reflect on God's Word in our lives. Later we share Eucharist together and are sent to take Christ to the world. These small practices instill a 'routine' that brings a certain familiarity wherever we gather.

In the Liturgy of the Word, during Advent, children will discover how Mary and John the Baptist are examples for us of how we should respond to God. The Christmas readings recount how God gave us his Son, Jesus by the working of the Holy Spirit. You will want to review the Hail Mary as a prayer and explain that the word "Creed" is a prayer that we say together summarizing what Catholics around the world believe. The Prayers of the Faithful will not be difficult to explain since you are sharing weekly intentions as part of class.

#### Regarding the Catechetical Outcomes

Over the nine-week period before Lent begins, you can make the following points:

- Advent is a special time of preparation of our hearts for the joyful coming of Jesus at Christmastime. Readings from the Old Testament remind us of the time the Jewish people spent waiting for the promised Saviour
- When we gather with the community to pray, we
  - Ask God to forgive our sins
  - Express our Catholic faith by praying the Creed
  - Ask God's help for ourselves and others in the Prayers of the Faithful
- When we listen to God's Word we learn how Mary and John the Baptist are examples of how we should hear and respond to God's Word.
- In Christmas, we celebrate Jesus as a gift of the Father by the working of the Holy Spirit
- When we pray the Creed, we express what Catholics believe about God: Father, Son and Spirit.
- Share in simple words the meaning of these passages of Scripture:
  - ✓ *The stories of the Annunciation and Visitation*
  - ✓ *The proclamation of John the Baptist*
  - ✓ *The account of the Birth of Jesus*
  - ✓ *The narrative of the visit of the Magi*

### Regarding the Cognitive, Practical and Affective Outcomes

- The children will KNOW
  - The narrative of the Annunciation and the Birth of Jesus
  - The Creed states what we believe about God; the Father, Son and Spirit
  - The focus of the liturgical season of Advent, Christmas and the Epiphany
  - What we mean when we pray the Prayers of the Faithful
- The children will be able to DO the following
  - Demonstrate the meaning of “changing one’s heart”
  - Recite the parts of the Creed
  - Pray the Hail Mary
  - Listen to the Word of God announcing and celebrating the Birth of Jesus
  - Join in praying with the community for those in need.
- The children should demonstrate the following VALUES and ATTITUDES
  - Appreciation of Advent and Christmas as a sacred time
  - A desire to pray for the needs of others and ourselves
  - Show joy in taking part in celebrations

### Regarding Specific Lectionary Based Outcomes

Through reflection and discussion of the Scriptures, children will learn that...

- (1<sup>st</sup> )Sunday of Advent) Being ready for the second coming of the Lord means constantly trying to strive for what is just and right in the world
- (2<sup>nd</sup>) In changing our lives, we prepare the way for God. God’s way is the way of justice and peace
- (3<sup>rd</sup>) The Holy Spirit makes it possible for us to live in justice and peace with all people
- (4<sup>th</sup>) Mary went to the country to visit her cousin. She will tell her cousin, Elizabeth, about the wonderful things God has done in her life
- (Christmas Day) We are filled with joy and excitement about the great love God shows for us in sending his Son, Jesus
- (Christmas Day) We proclaim our believe in the Father, Son and Holy Spirit when we pray the Creed
- (Holy Family) Jesus was fully human, and as the son of Mary and Joseph he practiced the faith as it was celebrated by his family at that time
- (Mary, Mother of God) We celebrate the name, Jesus that was foretold by the angels. Jesus was given this name because it means Saviour
- (Epiphany) The birth of Jesus is the manifestation (epiphany) of God to all the people of the world

- (Baptism of the Lord) In those days, adults were baptized but over time the Church began baptizing children. The symbols of water and light should be briefly touched upon. Remind the children that we receive the Holy Spirit at our baptism just as Jesus did
- (2<sup>nd</sup>) **Sunday in Ordinary Time** Mary knew that Jesus could do something to help the young married couple not feel badly about running out of wine. Because she asked in faith, Jesus performed a miracle revealing God's glory and power
- (3<sup>rd</sup>) Jesus' mission was to help those in need: the poor, blind, lame, deaf, etc. and through our baptism we have the Spirit's help to do the same
- (4<sup>th</sup>) God's call is not just for powerful, famous, or rich people, but we are all called to proclaim God's word
- (5<sup>th</sup>) Even though we sin, God is always ready to forgive and give us His Spirit to respond to his call
- (6<sup>th</sup>) Jesus explains what our attitude toward life should be if we want to be happy
- (7<sup>th</sup>) We must remember that God accepts all people and we must do the same especially treating others as we want to be treated
- (8<sup>th</sup>) What we do, shows what is in our heart. Good work comes from people who are good in their hearts
- (9<sup>th</sup>) The faith of the Roman officer touched Jesus and the man's servant was healed of his sickness

### **Making the Connection: The Liturgical Season of Lent (Cycle C)**

As we continue developing the child's appreciation and understanding of why we gather as a faith community, and listen to God's Word found in Sacred Scripture, children grow in their ability to participate in the Introductory Rites and the Liturgy of the Word, the Creed and the Prayers of the Faithful, and now in understanding of the Preparation of the Gifts. Again, in these lessons, we help children make the connection between the Gospel message and their lives.

### **Note to the Catechist:**

The short six weeks of Lent take us to the heart of our faith – belief in the Death and Resurrection of Jesus. Children need help in understanding some of the readings. They will easily understand the concept of temptation (1<sup>st</sup> Sunday) and that we should try to resist giving in to it. Remind them that God's help (grace) enables us to say "no" to temptation. To help them understand the Transfiguration account (2nd Sunday), you might discuss the purpose of previews at the movies which show what is to come. In this account Jesus showed Peter, James

and John what heaven would be like. As we approach Holy Week and Passion/Palm Sunday the readings focus on turning back to God.

Conversion is the focus of the readings for week four and the children will have little difficulty discussing the moving story of the Prodigal Son and the merciful love of the Father.

The fifth Sunday deals with the theme of God's Mercy and the account of Jesus and the woman caught in adultery.

Lastly, the account of the Passion and Death of Jesus should be read in parts so that the children enter into the story and can discuss the love Jesus has for each of us that is shown in his suffering and death.

#### Regarding the Catechetical Outcomes:

As we begin the Lenten season, you can make the following points:

- Explain the change to the liturgical colour purple as a sign these six weeks are a time of penance and preparation for Easter.
- Discuss how everything we have is gift from our Creator.
- Remind the children of how Jesus took everyday fruits of the earth (bread and wine made from grapes) to share with the disciples.
- The gifts help us connect with the gift of earth and celebrate human work.
- Through the prayers and actions of the priest at Eucharist, the bread and wine are transformed by the Holy Spirit and become Christ's Body and Blood.
- Remind students that we are responsible for caring for the earth.
- Point out ways we can show thanks and share God's gifts to us by actions such as giving thanks before meals.
- Children should be able to simply explain the meaning of these passages of Scripture:
  - ✓ *The narrative of Creation.... have dominion over the fish of the sea.*
  - ✓ *Bread from heaven; manna....He took bread*
  - ✓ *Every perfect gift...from the Father*

#### Regarding the Cognitive, Practical and Affective Outcomes

- The children will KNOW
  - God as the creator of the gifts of the earth
  - That the gifts of bread and wine are prepared for the Liturgy of the Eucharist
  - The need to care for the earth as the source of the gifts
  - A prayer is said over the offerings praising God for them

- By sharing gifts, we honour God, the giver of all gifts
- The children will be able to DO the following
  - Recognize bread and wine as gifts of the Creator
  - Give thanks for the gifts
  - Recognize that the offerings are for all people
  - Share gifts
- The children should demonstrate the following VALUES and ATTITUDES
  - Appreciation for the earth and its gifts
  - Appreciation for being part of the preparation of the gifts
  - Understanding that gifts are also divine; God gives gifts
  - Gratitude by giving thanks before meals
  - Willingness to share the gifts given us with others.

#### Regarding the Specific Lectionary Based Outcomes

Through reading and discussion of the Scriptures, children will learn that...

- (1<sup>st</sup> Sunday of Lent) Everything we have and need comes ultimately from God. We must overcome temptation and trust in him to provide the things we need
- (2<sup>nd</sup>) Jesus tells Peter, James and John that he will not be exactly the same after the resurrection
- (3<sup>rd</sup>) The parable of the fig tree reminds us that God gives us a chance to change if we are not living like Jesus asks
- (4<sup>th</sup>) The Gospel focuses on God's loving response to our turning away from selfishness and turning to him
- (5<sup>th</sup>) Jesus forgives this woman for her sin as he forgives us for ours. However he tells her to change her way of living and follow him more closely
- (Passion/Palm Sunday) The reading of the Passion and procession with palms remind us that some people put Jesus to death but God raised him up and proclaimed that Jesus is Lord

#### **Making the Connection: The Liturgical Season of Easter – Easter Sunday to Pentecost (Cycle C)**

The Sunday Readings for Cycle C, for the Liturgical Season of Easter (Easter Sunday to Pentecost), and the expectations covered in the *Criteria for Catechesis* for children age seven, serve as a guide in the lessons presented. The Scriptures presented help children make the connection between the sacrifice on the cross and the sacrifice of the Mass by focusing on the Concluding Rites of the Mass. In these lessons, we help children make the connection between the Gospel message and their lives. In these lessons, we help children make the connection between the Gospel message and their lives.

## Note to the Catechist

The content covered these next nine weeks clearly takes a different tone. Gone is the purple...the “Alleluia’s” ring out...spring and new life surround us! We wear bright colours and our spirit is reflected in warm smiles. Jesus has risen as he said and all the world rejoices! Salvation is ours through the suffering, death and Resurrection of Jesus.

### Regarding the Catechetical Outcomes

Keeping in mind the capacity of children, you can make the following points:

- It must have been an amazing experience for the disciples to see Jesus among them again. They see that truly, He has risen and lives among us!
- Jesus offers us the gifts of forgiveness and salvation if we choose to follow his way.
- The Eucharistic Prayer is one of blessing and praising God as we remember Jesus’ sacrifice on the cross.
- The priest, by God’s grace, has the power to change bread and wine to Christ’s Body and Blood.
- We must remember and thank God for what Jesus has done.
- We must pray the Our Father asking for daily bread and forgiveness.
- When we reflect on Jesus feeding us we respond with prayer and adoration.
- Help them to explain the meaning of passages of Scripture:
  - ✓ *Pentecost: the coming of the Spirit*
  - ✓ *The Our Father*
  - ✓ *Apprehension, trial, death and burial of Jesus*
  - ✓ *The washing of the feet*
  - ✓ *The Resurrection of Jesus*
  - ✓ *Feeding of the five thousand*

### Regarding the Cognitive, Practical and Affective Outcomes

- The children will KNOW
  - That in the Eucharistic Prayer ...we remember what Jesus did on the night before he died...we believe bread and wine are transformed into Christ’s gift of his Body and Blood and that through Jesus, God gives himself to us.
  - The Our Father is a prayer of forgiveness
  - Communion makes us one with God through Jesus Christ and the Holy Spirit
- The children will be able to DO the following
  - Grasp that Jesus becomes present in the bread and wine

- Understand that through the actions of the priest the bread and wine are changed into Christ's Body and Blood
- Recite the Lord's Prayer
- Recognize that in the 'breaking of the bread' we find an image of Jesus giving himself
- Forgive others
- See the need for reconciliation and participate in a Penitential Rite or the Sacrament of Reconciliation
- The children should demonstrate the following VALUES and ATTITUDES
  - Reverence before the Blessed Sacrament
  - Appreciation of what it is to receive communion
  - Forgiveness
  - Appreciation of and ability to pray the Lord's Prayer
  - Comfort in and familiarity with being part of the parish community
  - A desire to make friends and bring people together

#### Regarding Specific Lectionary Based Outcomes

Through reading and discussion of the Scriptures, children will learn that...

- (Easter Sunday) We celebrate today that Jesus Christ is alive and that he is with us. He will live forever, and because of him, we too will live forever!
- (2<sup>nd</sup> Sunday of Easter) The first Christians had a strong faith that attracted many who also wanted to follow Christ
- (3<sup>rd</sup>) After a successful fishing trip, Jesus is recognized by the disciples who are called to bring people into the Church and 'feed' them
- (4<sup>th</sup>) Jesus promises to protect forever those who follow him
- (5<sup>th</sup>) The proof that we are followers of Christ is seen in our love for others
- (6<sup>th</sup>) We have God's word that his Spirit will be with us to teach us and remind us of all that Jesus said
- (Ascension of the Lord) Before Jesus left the disciples and ascended into heaven, he told them to be his witnesses and tell everyone to turn from sin with the help of the Holy Spirit
- (7<sup>th</sup>) Jesus prayed that we would all be united as his followers so many more would believe in him
- (Pentecost) Jesus gives us his Holy Spirit so we can forgive others and they feel it. When we live this way, the 'face of the earth will be like new'



## **Making the Connection: Feasts of the Lord and Sundays in Ordinary Time – Trinity to the 23<sup>rd</sup> Sunday (Cycle C)**

The Sunday Readings for Cycle C, for the Feasts of the Lord and Ordinary Time after Easter (9<sup>th</sup> Sunday to 23<sup>rd</sup> Sunday), and the expectations covered in the ***Criteria for Catechesis*** for children age seven, serve as a guide in the lessons presented. The Scriptures presented help children make the connection between the sacrifice on the cross and the sacrifice of the Mass by focusing on the Concluding Rites of the Mass. In these lessons, we help children make the connection between the Gospel message and their lives.

### **Note to the Catechist**

While readings for the entire Church year have been included here, if you plan to gather only until the end of June, only the lessons for Trinity Sunday and Corpus Christi will be needed. However, it would be good if parents had the Gospel readings and basic themes to discuss with children over summer holidays.

### Regarding the Catechetical Outcomes

You will be limited in the time allotted to do justice to all these outcomes, but certainly will want to make the following points with the children:

- Reinforce the purpose of Concluding Rites and the Dismissal from Eucharistic Liturgy. The children should know we are called to take the message of the Gospel out into the world in our thoughts, words and actions.
- Explore the meaning of being sent forth. Mission!
- Discuss how we experience God's blessing as we go forth.
- If time permits, help them appreciate the meaning of these passages of Scripture:
  - ✓ *Doubting Thomas*
  - ✓ *Two disciples on the road to Emmaus*
  - ✓ *Jesus, the Good Shepherd*
  - ✓ *I will not leave you orphaned*

### Regarding the Cognitive, Practical and Affective Outcomes

- The children will KNOW
  - Jesus as God, as the one whom we meet in the Eucharist, as the Good Shepherd and as one who is always with us
  - We are sent forth with the Holy Spirit to be like Jesus
  - How important it is to participate in the prayer of the Church

- To be good (moral) is to follow the example of Jesus in his relationship to God and to others
- The children will be able to DO the following
  - Speak about ways we are 'sent forth'
  - Enter into the celebrations each Sunday with deeper understanding of the meaning
  - Pray and translate his/her friendship with Jesus into action
- The children should demonstrate the following VALUES and ATTITUDES
  - Knowledge of Jesus more through feeling than through articulated knowledge
  - Appreciation of the action of the Holy Spirit
  - Seeks to become more like Jesus
  - Shows reverence for the Blessed Sacrament
  - Tries to follow Jesus' commands in his relation to God and others

#### Regarding the Specific Lectionary Based Outcomes

Through reading and discussion of the Scriptures, children will learn...

- (Trinity Sunday) Jesus told his disciples to preach, baptize and teach as we share the experience of God in our lives
- (Corpus Christi) Jesus is the One who satisfied our hunger and thirst. This is symbolized in the body and blood we share in Eucharist
- (10<sup>th</sup> Sunday in Ordinary Time) We should always show gratitude to God for life as the mother of the boy in this story did
- (11<sup>th</sup>) God's forgiveness is for everyone and the sacrament of reconciliation is God's invitation to ask for forgiveness
- (12<sup>th</sup>) Jesus tells us that his disciples must not think only of themselves but try to live for others
- (13<sup>th</sup>) When Jesus calls us to serve Him, we should respond immediately putting everything else aside
- (14<sup>th</sup>) The disciples were sent to all the world to share the message that the 'reign of God' had come.
- (15<sup>th</sup>) Obeying God's commandments is not an option or an ideal. Love is not just a feeling but a choice to act as Jesus would
- (16<sup>th</sup>) Jesus visited Martha and Mary in their home where Martha busied herself with "doing things" rather than being present and formed by his word
- (17<sup>th</sup>) When we ask for things that are good for us, Jesus will answer our prayer
- (18<sup>th</sup>) The things we possess cannot make us truly happy; lasting happiness can only come from being in relationship with God
- (19<sup>th</sup>) Human beings are of more value than anything and God will provide for our needs if we trust him
- (20<sup>th</sup>) Jesus told the people who wanted to be his disciples that they must not be selfish and think only of themselves

- (21<sup>st</sup>) All people who believe in Jesus and are faithful to his ways will live with Him forever
- (22<sup>nd</sup>) The two parables in Luke's gospel describe what our relationship with God and with others should be like: humble and inclusive
- (23<sup>rd</sup>) Followers of Jesus have to make daily choices about how they will act. Jesus gives us many examples of what we should do

(parish letterhead)

August\_\_\_\_,\_\_\_\_\_

Dear Parents,

This year at (*name of parish*) we are following a newly developed program for children preparing for the reception of their second and third Sacraments of Initiation: Confirmation and First Communion.

What does this mean? The Initiation of children into the Roman Catholic faith includes the Sacraments of Baptism, Confirmation and First Communion. These Sacraments bring the child into full membership with the faith community. Usually the child is baptized as an infant or young child, and the Sacraments of Confirmation and First Communion are received when he or she is about eight years old.

Sacramental Preparation catechists (the ones who lead in the preparation of the children for the reception of Confirmation and First Communion) want this time to be special for everyone involved: parents, grandparents and godparents, as well as our priests and parishioners. The two-year lectionary based program is designed to allow sufficient time for meaningful growth as it fosters the child's relationship with Jesus Christ, and an understanding of the Sacraments of the Church throughout the journey.

*[Choose one of the following A, B, or C.]*

[A. Parishes *only offering Year One*]

Year One will commence with a parent meeting [*insert dates*]. At this meeting you will be presented with an overview of the program. Each [*enter day and time of the week*] we will gather to pray and celebrate the Word of God. During Lent, the opportunity for reception of the Sacrament of Reconciliation will be available. Parents and children preparing for this Sacrament will meet at a time yet to be scheduled. Following Year Two in the Spring [*insert year*] these children will celebrate the Sacraments of Confirmation and First Communion.

[B. Parishes *only offering Year Two*]

Year Two will commence with a parent meeting [*insert dates*]. At this meeting you will be presented with an overview of the program. Each [*enter day and time of the week*] we will gather to pray and celebrate the Word of God. During Lent, the opportunity for reception of the Sacrament of Reconciliation will be available. Parents and children preparing for this Sacrament will meet at a time yet to be scheduled. In the Spring [*insert year*] these children will celebrate the Sacraments of Confirmation and First Communion.

[C. Parishes *offering both Sacramental Preparation Year 1 AND Year 2 running simultaneously*]

Year One will commence with a parent *[insert dates]*. At this meeting you will be presented with an overview of the program. Each *[enter day and time of the week]* we will gather to pray and celebrate the Word of God. During Lent, the opportunity for reception of the Sacrament of Reconciliation will be available. Parents and children preparing for this Sacrament will meet at a time yet to be scheduled. In the Spring *[insert year]*, following completion of Year Two these children should celebrate the Sacraments of Confirmation and First Communion.

Year Two will commence with a parent meeting *[insert dates]*. At this meeting you will be presented with an overview of the program. Each *[enter day and time of the week]* we will gather to pray and celebrate the Word of God. During Lent, the opportunity for reception of the Sacrament of Reconciliation will be available. Parents and children preparing for this Sacrament will meet at a time yet to be scheduled. In the Spring *[insert year]*, these children should celebrate the Sacraments of Confirmation and First Communion.

While there may be a Sunday that you are unable to attend, it is very important that at least one parent is committed to making this journey with the child. If you have questions or require any further information, please contact ( \_\_\_\_\_).

We look forward to our journey together!

Sincerely,

Coordinator: Children's Sacramental Preparation

\_\_\_\_\_ Parish

## **OUR FAITH JOURNEY: Preparing Young Children for Celebrating the Sacraments**

### **YEAR ONE**

#### **NEWSLETTER #1 – September XXXX**

##### **Dear Parents/Guardians**

Welcome to a new year of journeying in faith with your child(ren). We are looking forward to a wonderful year working with you as we implement the Year One and Year Two Sacramental Preparation Programs.

In the interests of good communication, we thought it might be helpful to send a Newsletter periodically to let you know what we are covering in our sessions with the children to assist you in continuing the discussion at home.

The purpose or focus of the Year One Program is two-fold:

- 1) Helping the children know Jesus as he is portrayed in the Sunday Gospels, and,
- 2) Helping the children develop a deeper understanding of the parts of the Mass or Eucharistic Liturgy we gather to celebrate each Sunday.

The Church has spread the readings in the Bible over a three-year cycle during which we hear selections from both the Old and New Testaments. The Cycles are called A, B and C. The new cycle always begins with the first Sunday of Advent.

This year (from Sept. through late November or early December) we will be finishing up the last part of Cycle B where the readings are based on the Gospel of Mark as the Church celebrates what we call Ordinary Time. In the next

Newsletter we will discuss the season of Advent as we are introduced to the readings in Cycle C and the Gospel of Luke.

The lessons each week involve a short ritual, a simplified reading, discussion and sharing of the Gospel message we have heard. After the sharing, the children will also be given an activity page with two or three questions that can be used to extend the lesson during the week. These should not be looked upon as 'homework' but as a tool for discussing the Gospel message with the family.

The second important aspect of the Year One Program is helping students enter more fully into the Mass. This takes place over the entire year, regardless of the Church season we are celebrating.

In this first Newsletter covering the period up to the beginning of Advent, the children will be learning about the Introductory Rites of the Mass and the Liturgy of the Word. The most important thing you can do as a parent/guardian is to reinforce what the catechist is doing in class. Help your child understand that:

- On Sundays, the faith community gathers at Mass. We believe whenever two or three are gathered in His name, God is present in a special way.

- We celebrate Mass because Jesus invites us to “do this in memory of me”.
- Jesus reminds us to ask for forgiveness and to forgive others who have hurt us so we feel peaceful as we begin to pray together.
- We listen to the stories recorded in Scripture that are God’s Word for us. The stories help us understand how Jesus invites us to live in relationship with God and our neighbours.

Keep in mind that children at age 6 or 7 do not need to know the entire deposit of the faith but are building a foundation and should simply be open to being with the faith community that seeks to follow Jesus.

The lessons during this first section of the Church year will take place over eight – ten weeks. Ideally, by the time we enter the season of Advent, the children will ‘know’, ‘do’ and ‘demonstrate some specific values and attitudes’.

You can help by encouraging your child(ren) to **know**:

- Why you gather with the faith community at Church on Sundays
- How to make the Sign of the Cross properly
- The responses to the prayers and invocations of the first two parts of the Mass (Introductory Rites and Liturgy of the Word)

You can also help your child(ren) **do** the following:

- Actively participate in the Mass
- Pray a simple Act of Contrition
- Listen to the Gospel story and tell how it applies to his/her life
- Participate in a penitential rite

The child(ren) should be able **to demonstrate** the following values or attitudes:

- Appreciation for being part of a gathering in Church
- Reverence for sacred things (respect for the Bible, etc.)
- Forgiveness

In our next Newsletter in late November, we will share some ideas about how to make the Advent, Christmas and Epiphany Season more meaningful.

We look forward to working with you and invite you to bring forth any questions or concerns you have at any time.

Blessings on you and your family.

The (name of Church) Catechetical Team

(Name and phone contact or e-mail?)

Xxxxxxx

Xxxxxxx

xxxxxxx

**OUR FAITH JOURNEY: Preparing Young Children for Celebrating the Sacraments**

**NEWSLETTER #2: November XXXX**

**Dear Parents/Guardian**

Soon we will be preparing for the seasons of Advent, Christmas, and the Epiphany and once again we commit ourselves to working with you as we implement the Year One and Year Two Sacramental Preparation Programs.

This second Newsletter is designed to let you know what we are covering in our sessions with the children and will assist you in continuing the discussion at home.

Just a reminder that the purpose or focus of the Year One Program is two-fold:

- 1) Helping the children know Jesus as he is portrayed in the Sunday Gospels, and,
- 2) Helping the children develop a deeper understanding of the parts of the Mass or Eucharistic Liturgy we gather to celebrate each Sunday.

The Church has spread the readings in the Bible over a three-year cycle during which we hear selections from both the Old and New Testaments. The Cycles are called A, B and C. The new cycle always begins with the first Sunday of Advent.

This year (from late November through early January) we will be introduced to the readings in Cycle C and the Gospel of Luke.

The lessons each week involve a short ritual, a simplified reading, discussion and sharing of the Gospel message we have heard. After the sharing, the children will also be given an

activity page with two or three questions that can be used to extend the lesson during the week. These should not be looked upon as 'homework' but as a tool for discussing the how the Gospel message has meaning for the family.

The catechists will be reinforcing and building on what was begun in September. You will remember that the second important aspect of the Year One Program is helping students enter more fully into the Mass. This takes place over the entire year, regardless of the Church season we are celebrating.

In this second Newsletter covering the period that begins in Advent, the children will continue learning about the Liturgy of the Word, the Creed and the Prayers of the Faithful. The most important thing you can do as a parent/guardian is to reinforce what the catechist is doing in class. Help your child understand that:

- Advent is a special time of preparation of our hearts for the joyful coming of Jesus at Christmas time. Readings from the Old Testament remind us of the time the Jewish people spent waiting for the promised Saviour
- When we gather with the community to pray, we ask God to forgive our sins, we pray the Creed which summarizes what we believe as Catholics, and we ask for God's help for ourselves and the needs of others.



Keep in mind that children at age 6 or 7 do not need to know the entire deposit of the faith but are building a foundation and should simply be open to being with the faith community that seeks to follow Jesus.

The lessons during this section of the Church year will take place over about nine weeks. Ideally, by the time we complete these lessons, the children will 'know', 'do' and 'demonstrate some specific values and attitudes'.

You can help by encouraging your child(ren) to **know**:

- The story of the Annunciation and Birth of Jesus
- That the Creed states what we believe about God: the Father, Son and Spirit
- That, for the Church, the focus of the season is on preparing spiritually for the birthday of Jesus
- What and who the Prayers of the Faithful are about.

You can also help your child(ren) **do** the following:

- Demonstrate the meaning of "changing one's heart"
- Recite parts of the Creed
- Pray the Hail Mary
- Listen to the Word of God announcing and celebrating the Birth of Jesus
- Join in praying with the community for those in need.

The child(ren) should be able **to demonstrate** the following values or attitudes:

- Appreciation of Advent and Christmas as a sacred time
- Desire to pray for the needs of others and ourselves
- Joy in taking part in celebrations

The key point to make with children is that Advent is a time of expectation, a time of preparing for the coming of the Lord, a time of hope! They will easily be caught up in all the secular signs of Christmas approaching all around them. The Advent liturgy reminds us that we should always be on the watch, always ready, not only for the celebration of the birthday of Jesus, but also for his second coming.

Talk to them about John the Baptist's role in telling the world that the long-awaited Saviour was about to be born and that they should 'change their hearts'. Talk about how Mary, Jesus' mother, and Joseph are models for us. Finally, help them see that gift-giving grew out of the gifts the three kings (Magi) brought to honour the newborn King.

You might construct an Advent wreath and pray the simple prayers before evening meal. Consider having the children put a crèche under or beside the Christmas tree. As a family, determine one thing you will do for those less fortunate. All these things will help your child understand the true meaning of Christmas.

Blessings on you and your family.

The Catechetical Team

Xxxxx

**OUR FAITH JOURNEY: Preparing Young Children for Celebrating the Sacraments**

**NEWSLETTER #3: January XXXX**

**Dear Parents/Guardians**

Following the busy Christmas season we approach Ordinary Time in the Church Year and will soon be preparing for the season of Lent. We want to continue working with you as we implement the Year One and Year Two Sacramental Preparation Programs.

This third Newsletter is designed to let you know what we are covering in our sessions and will assist you in continuing the discussions at home.

Again we remind you that the purpose or focus of the Year One Program is two-fold:

- 1) Helping the children know Jesus as he is portrayed in the Sunday Gospels, and,
- 2) Helping the children develop a deeper understanding of the parts of the Mass or Eucharistic Liturgy we gather to celebrate each Sunday.

The Church has spread the readings in the Bible over a three-year cycle during which we hear selections from both the Old and New Testaments. The Cycles are called A, B and C. The new cycle always begins with the first Sunday of Advent.

This year during January through March we will continue the readings in Cycle C and the Gospel of Luke.

The lessons each week involve a short ritual, a simplified reading, discussion and sharing of the Gospel message we have heard. After the

sharing, the children will also be given an activity page with two or three questions that can be used to extend the lesson during the week. These should not be looked upon as 'homework' but as a tool for discussing the how the Gospel message has meaning for the family.

The catechists will be reinforcing and building on what was begun in September. You will remember that the second important aspect of the Year One Program is helping students enter more fully into the Mass. This takes place over the entire year, regardless of the Church season we are celebrating.

In this Newsletter covering the six week period that begins in Lent, the children will continue learning about the Mass, particularly the Preparation of the Gifts. The most important thing you can do as a parent/guardian is to reinforce what the catechist is doing in class. Help your child understand that:

- The change to the liturgical colour purple is a sign these six weeks are a time of penance and preparation for Easter
- Everything we have is gift from our Creator
- Jesus took everyday fruits of the earth (bread and wine made from grapes) to share with the disciples
- The gifts help us connect with the gift of earth and celebrate human work.

- Through the prayers and actions of the priest at Eucharist, the bread and wine are transformed by the Holy Spirit and become Christ's Body and Blood
- We are responsible for caring for the earth
- We show thanks and share God's gifts to us by actions such as giving thanks before meals

Keep in mind that children at age 6 or 7 do not need to know the entire deposit of the faith but are building a foundation and should simply be open to growing with the faith community that seeks to follow Jesus.

The lessons during this section of the Church year will take place over about six weeks. Ideally, by the time we complete these lessons, the children will 'know', 'do' and 'demonstrate some specific values and attitudes'.

You can help by encouraging your child(ren) to **know**:

- God is the creator of the gifts of the earth
- That the gifts of bread and wine are prepared for the Liturgy of the Eucharist
- The need to care for the earth as the source of the gifts
- A prayer is said over the offerings praising God for them
- By sharing gifts, we honour God, the giver of all gifts.

You can also help your child(ren) **do** the following:

- Recognize bread and wine as gifts of the Creator
- Give thanks for the gifts

- Recognize that the offerings are for all people
- Share gifts

The child(ren) should be able **to demonstrate** the following values or attitudes:

- Appreciation for the earth and its gifts
- Appreciation for being part of the preparation of the gifts
- Understanding that gifts are also divine; God gives gifts
- Gratitude by giving thanks before meals
- Willingness to share the gifts given us with others.

The key point is that ashes, palms, purple vestments, omission of alleluias, use of incense, the focus on prayer, fasting and almsgiving, etc. all make a deep impression on young minds. The children should know that from the time of the early Church this was a time of preparation for initiation into the Christian community.

The children will be preparing for reception of the Sacrament of Reconciliation during Lent. More details about this family event will be forthcoming.

Blessings on you and your family.

The (Church) Catechetical Team

(Name and phone contact or e-mail?)

Xxxxxxx

Xxxxxxx

xxxxxxx

**OUR FAITH JOURNEY: Preparing Young Children for Celebrating the Sacraments**

**NEWSLETTER #4: March XXXX**

**Dear Parents/Guardians**

Following the Lenten season we approach the Liturgical Season of Easter which lasts through Pentecost. We continue our work with you as we implement the Year One and Year Two Sacramental Preparation Programs.

This fourth Newsletter is designed to let you know what we are covering in our sessions and will assist you in continuing the discussions at home.

Again we remind you that the purpose or focus of the Year One Program is two-fold:

- 1) Helping the children know Jesus as he is portrayed in the Sunday Gospels, and,
- 2) Helping the children develop a deeper understanding of the parts of the Mass or Eucharistic Liturgy we gather to celebrate each Sunday.

The Church has spread the readings in the Bible over a three-year cycle during which we hear selections from both the Old and New Testaments. The Cycles are called A, B and C. The new cycle always begins with the first Sunday of Advent.

We will continue the readings in Cycle C and the Gospel of Luke.

The lessons each week involve a short ritual, a simplified reading, discussion and sharing of the Gospel message we have heard. After the sharing, the children will also be given an activity page with two or three questions that

can be used to extend the lesson during the week. These should not be looked upon as 'homework' but as a tool for discussing the how the Gospel message has meaning for the family.

The catechists will be reinforcing and building on what was begun in September. You will remember that the second important aspect of the Year One Program is helping students enter more fully into the Mass. This takes place over the entire year, regardless of the Church season we are celebrating.

In this Newsletter covering the period from Easter to Pentecost, the children will continue learning about the Mass, particularly the Liturgy of the Eucharist, Communion and the Communion Rite. The most important thing you can do as a parent/guardian is to reinforce what the catechist is doing in class. Help your child understand that:

- It must have been an amazing experience for the disciples to see Jesus among them again. They see that truly He has risen and lives among us.
- Jesus offers us the gifts of forgiveness and salvation if we choose to follow his way.
- The Eucharistic Prayer is one of blessing and praising God as we remember Jesus' sacrifice on the cross.
- The priest, by God's grace, has the power to change bread and wine into Christ's Body and Blood

- We must remember and thank God for what Jesus has done
- We must pray the Our Father asking for daily bread and forgiveness
- When we reflect on Jesus feeding us we respond with prayer and adoration

Keep in mind that children at age 6 or 7 do not need to know the entire deposit of the faith but are building a foundation and should simply be open to growing with the faith community that seeks to follow Jesus.

The lessons during this section of the Church year will take place over about six weeks. Ideally, by the time we complete these lessons, the children will 'know', 'do' and 'demonstrate' some specific values and attitudes'.

You can help by encouraging your child(ren) to **know**:

- That in the Eucharistic Prayer...we remember what Jesus did on the night before he died...we believe bread and wine are transformed into Christ's gift of his Body and Blood and that through Jesus, God gives himself to us
- The Our Father is a prayer of forgiveness
- Communion makes us one with God through Jesus Christ and the Holy Spirit

You can also help your child(ren) **do** the following:

- Grasp that Jesus becomes present in the bread and wine
- Understand that through the actions of the priest the bread and wine are changed into Christ's Body and Blood

- Recite the Lord's Prayer
- Forgive others
- See the need for reconciliation and participate in a Penitential Rite or the Sacrament of Reconciliation

The child(ren) should be able **to demonstrate** the following values or attitudes:

- Reverence before the Blessed Sacrament
- Appreciation of what it is to receive Communion
- Forgiveness
- Appreciation of and ability to pray the Lord's Prayer
- Comfort in and familiarity with being part of the parish community
- A desire to make friends and bring people together.

The content of these next nine weeks clearly takes a different tone. Gone is the purple...the Alleluia's ring out...spring and new life surround us! We wear bright colours and our spirit is reflected in warm smiles. Jesus has risen as he said and all the world rejoices! Salvation is ours through the suffering, death and Resurrection of Jesus

Blessings on you and your family.

The (Church) Catechetical Team

(Name and phone contact or e-mail?)

Xxxxxxx

Xxxxxxx

**OUR FAITH JOURNEY: Preparing Young Children for Celebrating the Sacraments**

**NEWSLETTER #5: April XXXX**

**Dear Parents/Guardians**

Following the Easter season the year comes to a quick close. In September we will gather again to begin the Year Two Sacramental Preparation Programs. The children will be preparing for reception of the Sacraments of Confirmation and First Eucharist.

This fifth Newsletter is designed to let you know what we are covering in these last few sessions and will assist you in continuing the discussions at home.

A final reminder that the purpose or focus of the Year One Program is two-fold:

- 1) Helping the children know Jesus as he is portrayed in the Sunday Gospels, and,
- 2) Helping the children develop a deeper understanding of the parts of the Mass or Eucharistic Liturgy we gather to celebrate each Sunday.

The Church has spread the readings in the Bible over a three-year cycle during which we hear selections from both the Old and New Testaments. The Cycles are called A, B and C. The new cycle always begins with the first Sunday of Advent.

We will continue the readings in Cycle C and the Gospel of Luke.

The lessons each week involve a short ritual, a simplified reading, discussion and sharing of the Gospel message we have heard. After the sharing, the children will also be given an

activity page with two or three questions that can be used to extend the lesson during the week. These should not be looked upon as 'homework' but as a tool for discussing the how the Gospel message has meaning for the family.

The catechists will be reinforcing and building on what was begun in September. You will remember that the second important aspect of the Year One Program is helping students enter more fully into the Mass. This takes place over the entire year, regardless of the Church season we are celebrating.

In this Newsletter concluding the year, the children will continue learning about the Mass, particularly the Concluding Rites and Dismissal. The most important thing you can do as a parent/guardian is to reinforce what the catechist is doing in class. Help your child understand:

- The purpose of the Concluding Rites and Dismissal from Eucharistic Liturgy
- That we are called to take the message of the Gospel out into the world in our thoughts, words and deeds.
- The meaning of being sent forth. Mission!
- How we experience God's blessing as we go forth

Keep in mind that children at age 6 or 7 do not need to know the entire deposit of the faith but are building a foundation and should simply be

open to growing with the faith community that seeks to follow Jesus.

The lessons during this section of the Church year will take place over about six weeks. Ideally, by the time we complete these lessons, the children will 'know', 'do' and 'demonstrate some specific values and attitudes'.

You can help by encouraging your child(ren) to **know**:

- Jesus as God, as the one whom we meet in the Eucharist as the Good Shepherd and as one who is always with us
- We are sent forth with the Holy Spirit to be like Jesus
- How important it is to participate in the prayer of the Church
- To be good (moral) is to follow the example of Jesus in his relationship to God and to others

You can also help your child(ren) **do** the following:

- Speak about ways we are 'sent forth'
- Enter into the celebrations each Sunday with deeper understanding of their meaning
- Pray and translate his/her friendship with Jesus into actions

The child(ren) should be able **to demonstrate** the following values or attitudes:

- Knowledge of Jesus more through feeling than through articulated knowledge

- Appreciation of the action of the Holy Spirit
- Seeks to become more like Jesus
- Shows reverence for the Blessed Sacrament
- Tries to follow Jesus' commands in his relation to God and others

Throughout this first year you have developed some important relationships, getting to know Jesus through reflecting on the Scriptures and experiencing the life of the Church community at the Sunday Eucharist. In Year Two you will deepen these beautiful relationships in preparation for your child(ren)'s completion of the Sacraments of Initiation: Baptism, Confirmation and Eucharist. We encourage you over the next months, as a family, to continue your journey – our journey – listening, praying, discussing, sharing and anticipating our journeying together for Year Two!

We appreciate all the effort you have made to work with us in helping your child(ren) grow in the faith. We hope you have a safe and happy summer and look forward to working with you next fall.

Blessings on you and your family.

The (Church) Catechetical Team

(Name and phone contact or e-mail?)

XXXXXXX

XXXXXXX

XXXXXXX

## **First Gathering with Parents Only**

**You will need the following:**

- A welcoming place to gather
- Name tags
- Ice breaker welcome activity
- Prayer Table with cloth (liturgical colour)
- Cross
- Lectionary
- Food/drink
- Calendar to establish dates

**Suggested format for the Meeting:**

### **Welcome**

### **Opening Prayer**

Leader: ***Let us pray.***

***Gracious God, you call each of us to become intimate friends with your Son through the Holy Spirit. Make us lively messengers of your good news to our children, to help them recognize your Son, Jesus, in the breaking of the bread of the Eucharist.***

***We make this prayer through Christ our Lord.***

**Amen.**

### **Introductions Of All Who Have Gathered.**

#### **GOALS:**

- Respond to any questions parents may have regarding the *Journey* program.
- Parents, grandparents, sponsors are invited to participate fully in these sessions.
- Offer details about time and location of the sessions.
- Communicate the following:

***1. Confirmation is the second Sacrament of Initiation***

***2. Eucharist is the third and only repeatable Sacrament of Initiation. It nourishes lifelong growth in Christ.***



3. *The celebration of Eucharist is the source and summit of our Christian life.*
4. *After the celebration of the sacraments, the candidates will be fully initiated and will continue to gather each Sunday with the Christian family.*
5. *Preparing to celebrate a sacrament is a time of catechesis, not religious education.*

## **REFRESHMENT BREAK**

### **Explain The Structure Of The Sessions:**

1. *Gathering/Opening Prayer* (Come)
2. *Scripture* (Listen)
3. *Ritual experience* (Do)
4. *Getting in touch with the experience (reflecting on the experience)*
5. *Refreshments*
6. *Catechesis on the experience*
7. *Making connections*
8. *Bringing the session home* (Go)

### **Respond To Any Other Questions That May Arise**

### **Closing Prayer**

## YEAR TWO

# FALL SACRAMENTAL PREPARATION PROGRAM

September to December  
Year B/Year C



Developed by the Bishop's Advisory Committee  
for Children's Catechesis



### Year B

25<sup>th</sup> Sunday in Ordinary Time

**Ritual 1:** Mosaic Cross and Review of Year One

26<sup>th</sup> Sunday in Ordinary Time

**Ritual 2:** Called by Name

27<sup>th</sup> Sunday in Ordinary Time

**Ritual 3:** Baptism: Baptized with Water

28<sup>th</sup> Sunday in Ordinary Time

29<sup>th</sup> Sunday in Ordinary Time

**Ritual 4:** Baptism: Anointed with Oil

30<sup>th</sup> Sunday in Ordinary Time

**Ritual 5:** Preparations for All Saints and All Souls Days

**Ritual 6:** Baptism: Clothing with a White Garment

32<sup>nd</sup> Sunday in Ordinary Time

**Ritual 7:** Baptism: Enlightened by Christ with the Baptismal Candle

33<sup>rd</sup> Sunday in Ordinary Time

**Ritual 8:** Baptism: Awakened to Grace and the Ephphetha Rite

Feast of Christ the King

## Year C

1<sup>st</sup> Sunday of Advent

**Ritual 9:** Rite of Acceptance into the Order of Catechumens

2<sup>nd</sup> Sunday of Advent

Feast of the Immaculate Conception

3<sup>rd</sup> Sunday of Advent

4<sup>th</sup> Sunday of Advent

Christmas

Feast of the Holy Family

*\*Please note: For those who may wish to start on earlier in September we have included an extra lesson for that Sunday, which is the 24<sup>th</sup> Sunday in Ordinary Time.*

## 24<sup>th</sup> Sunday in Ordinary Time (Year B) (Green Cloth)



**Welcome:** "Good morning boys & girls. Welcome!"

**Announcements:** Make any necessary announcements before the liturgy begins.

**Candle/Book:** Child to process with the candle and parent with the Book

**Sign of the Cross:** Lead the children into performing the Sign of the Cross

**First Reading:** "This is a reading from a letter by St. James." (*readings can be done by a parent*)  
*The Sunday Book of Readings Adapted for Children, p. 114*  
"The Word of the Lord."  
**Children:** "Thanks be to God."

**Responsorial Psalm:** **Children's Response:** "All living things look to you to help them, Lord!"  
Verse 1: "When we are hungry, you give us food..."  
Verse 2: "Each day you give us all that we need..."  
Verse 3: "Your hand is open with gifts for all..."  
Verse 4: "I will sing your praises and bless your name...."

**Alleluia:** Sing the Alleluia together

**Gospel:** "This is a reading from the Gospel of Mark."

**Children:** "Glory to you, Lord." (*Three crosses - Lord be in my thoughts, in my words, and in my heart*)

*The Sunday Book of Readings Adapted for Children, p. 116*

"The Gospel of the Lord."

**Children:** "Praise to you, Lord Jesus Christ."

**Dialogue:** "Who can share what they heard St. James teaching us about in the first reading?" (**share** - loving our neighbour, classmates and others that we know or meet, means helping them, doing good things for them.) "What does God want us to do to help others?" (**share** - give examples of adults helping the poor, the hungry, the sick, all those in need. We all can use our hands and feet to help those in need. We help in these ways because we believe in God, who gives good things

to us.)

"In today's Gospel, Jesus says that his disciples, "may not have everything the way they want it," What does Jesus mean when he says this; how can this help others? (**share** - we help others when we share what we have with them: sharing our food with those who don't have enough, spending our time with those who are sick, doing things for those who can't help themselves.) "What does Jesus mean when he says "accept the cross and follow me"? (**share** - guide the children to understand that in helping, sharing, and being thoughtful towards others we are accepting to live like Jesus lived. And Jesus promises that those who do this will live forever.) "What is something you could do to help someone at home?" (**share**) "What could you do to help someone at school?" (**share**) Another way we can help others is to pray for them. We can do this quietly without them even knowing it. Who could we pray for?" (**share** - parents, siblings, relatives, friends, etc.)

"This week try to do something for someone that is caring and helpful as Jesus teaches us."

**Intentions:**



"Let us pray: (*the intentions can be read by the children*)

Help us to be kind to others, we pray to the Lord.

**Children:** "Lord, hear our prayer."

Help us to share what we have with others, we pray to the Lord.

**Children:** "Lord, hear our prayer."

encourage the children to share their own intentions

**Hymn:** Catholic Book of Worship III or Glory & Praise Sunday theme

**Closing:** Remember to pick up the Home Assignment and select readers for the following week



Name: \_\_\_\_\_

Date: \_\_\_\_\_

## 24<sup>th</sup> Sunday in Ordinary Time (Year B)

### Home Assignment



1. Jesus showed he cared about people by the ways he helped them. What are some ways we can show we care about others?

---

---

---

2. Jesus is happy when we care for others. What two things could you do this week that would give help to someone?

---

---

---

3. Draw a picture of yourself doing something thoughtful for someone who needs help at home or at your school.





25<sup>th</sup> Sunday in Ordinary Time (Year B)  
(Green Cloth)



Welcome: "Good morning boys & girls. Welcome!"

Announcements: Make any necessary announcements before the liturgy begins.

Candle/Book: Child to process with the candle and parent with the Book

Sign of the Cross: Lead the children into performing the Sign of the Cross

First Reading: "This is a reading from a letter by St. James." (*Readings can be done by a parent*)

*The Sunday Book of Readings Adapted for Children, p. 114*

"The Word of the Lord."

**Children:** "Thanks be to God."

Responsorial Psalm: **Children's Response:** "Show me your ways, O Lord. Teach me your paths."

Verse 1: "You show me when I have sinned..."

Verse 2: "My Saviour I hope in you..."

Verse 3: "O lead me in ways of truth..."

Alleluia: Sing the Alleluia together

Gospel: "This is a reading from the Gospel of Mark."

**Children:** "Glory to you, Lord." (*Three crosses - Lord be in my thoughts, in my words, and in my heart*)

*The Sunday Book of Readings Adapted for Children, p. 118*

"The Gospel of the Lord."

**Children:** "Praise to you, Lord Jesus Christ."

Dialogue: "Who can share what they heard St. James teaching us in the first reading about how to live our lives?" (**share** - people who live by God's ways, "God's wisdom," are honest, kind, gentle, forgiving, peaceful, and they are **peacemakers**.) "When we don't live by God's ways what happens?" (**share** - people only think about themselves, they argue, they fight, they get jealous and are selfish.)





"In today's Gospel, what did Jesus' disciples **say** when he asked them what they were talking about on the way home? (**share** - they said nothing!) "What were they talking about?" (**share** - they were talking about which one of Jesus' disciples was the most important one.) "Was this a nice way to be talking – arguing about who was the most important disciple? (**share** - no they were jealous, and being selfish) "What did Jesus do next?" (**share** - he didn't scold them, he asked them to sit down so he could explain what they were doing wrong. He told them if they wanted to be the best, then treating others well is the best way to act.) "Do you agree with St. James...when we don't get what we want, we are jealous, and so we fight and argue because we are being selfish? (**share** - It is not bad at to **feel** selfish, that happens, but how we **act** is important. God will help us when we feel jealous, God understands.) "What is something you could do when you feel jealous of someone?" (**share** - ask God to help you be like a little child who is gentle and loving; share what you are feeling with a parent or a teacher; and remember St. James' words "Stay near to God and God will stay near to you".) "What could you do to help someone at school?" (**share**) Another way we can help others is to pray for them. We can do this quietly without them even knowing it. Who could we pray for?" (**share** - parents, siblings, relatives, friends, etc.)

"This week try to do something for someone that is caring and helpful as Jesus teaches us. And if you should feel jealous, ask God's help, and speak to an adult."

Intentions:



"Let us pray: (*the intentions can be read by the children*)

Help us to be kind to others, we pray to the Lord.

**Children:** "Lord, hear our prayer."

Help us to share what we have with others, we pray to the Lord.

**Children:** "Lord, hear our prayer."

encourage the children to share their own intentions

Hymn:

Catholic Book of Worship III or Glory & Praise Sunday theme

Closing:

Remember to pick up the Home Assignment and select readers for the following week



Name: \_\_\_\_\_

Date: \_\_\_\_\_

## 25<sup>th</sup> Sunday in Ordinary Time (Year B)

### Home Assignment



1. When we are selfish we can feel jealous, and this can cause arguments and fights. Jesus understands that we all feel jealous at times, but wants us to act with honesty, being kind gentle and forgiving. What can you do if you feel jealous of someone?

---

---

---

2. St. James tell us, "Stay near to God and God will stay near to you". What things could you do this week that would help you to "Stay near to God"?

---

---

---

3. Draw a picture of yourself asking God to help you be kind and forgiving.





**Ritual Session One**  
**25<sup>th</sup> Sunday in Ordinary Time**  
**FIRST PART OF THE RITE OF BAPTISM**  
**Signing of the Children with the Cross**

**Suggestions for making a paper or cardboard Mosaic Cross:**

- You will need to know the exact number of children preparing to celebrate the sacraments.
- Cut out a large Cross from brown paper or cardboard. Make sure that it is at least 70 cm (28 inches) long and 15 cm (6 inches) wide.
- Place two 70 cm x 55 cm (28 inch x 22 inch) pieces of construction paper one on top of the other.
- Trace the shape of the Cross onto the top sheet, pressing down heavily to leave an impression on the bottom sheet.
- Pressing heavily, mark off as many shapes as the total number of children preparing to celebrate the sacraments so that the inside of the Cross resembles a large puzzle.
- Separate the sheets. If the impression of the shapes on the bottom paper is not too clear, trace over these shapes and add similar shapes to the rest of the paper to give the appearance of a large puzzle.
- Number each piece of the Cross on the bottom sheet, and lightly pencil these same numbers on the fronts of the corresponding pieces of the Cross on the top sheet.
- Cut out the pieces of the Cross from the top sheet only. You might wish to trace these onto coloured fabric or felt.

**Alternate using cloth material:** make sure that the cloth is at least 70 cm (28 inches) long and 15 cm (6 inches) wide. You may want to outline a large Cross with zig-zag stitching. Using different colour felts, cut enough pieces to fit the Cross using the above directions. It is best to use different cuts so that no two pieces are the same.

***Prior to this session you will need to have the mosaic Cross ready for assembly. All the pieces need to be cut for decoration. Make sure you keep a master plan of the Cross, so that it can be assembled correctly.***

***Other materials needed:***

- Name tags
- Glitter glue
- Felts
- Masking tape
- Felt markers
- Refreshments
- Handout for families

## Welcome / Introductions

### Gathering prayer

*Dear God,  
Bless this time we will spend together.  
Help us to come to know You better.*

*Our Father ...*

**Evaluate the parish celebration(s) with the children and their parents.**

- Invite each child to take a piece of the Cross and decorate it.
- While this is happening invite parents to write the name of their child on a piece of masking tape and attach it to their hand. The children are not to see this until later in the session.

**Once the Cross is assembled:**

*Share how it takes us all to make the Cross:*

1. *The Cross illustrates our unity as one family, the family of Christians.*
2. *We are all different, unique.*
3. *We treasure the Cross because it is a sign not only of the death of Jesus but also of His Resurrection.*
4. *The Cross (demonstrate how much God' loves us - outstretch your arms, this is the first movement when you give someone a hug )*
5. *A long time ago, Christians saw the Cross as such a great treasure that they would cover it with precious jewels or make Crosses out of jewels. Each one of you (family) is like a precious jewel on the Cross.*

### Remembering Baptism:

*Questions for the children:*

*Do you know when you were marked by the sign of the Cross for the very first time?*

*When your parents brought you to the Church to be Baptized, your parents and godparents were met at the church door and asked "What name do you give your child?"*

*Next the priest asked your parents, "What do you ask of God's Church for this child?" and they answered, "Baptism".*

*The priest then told them how they must help you learn to be a friend and follower of Jesus, and he asks the godparents and the faith community if they will help.*

*Then there was a special moment. The priest said your name \_\_\_\_\_, the Christian community welcomes you with great joy!" He traced the sign of the Cross on your forehead and said "I claim you for Christ..." You are marked as a Christian and you*

***belong to the Lord Jesus. He then invited parents, godparents, brothers and sisters to do the same.***

***The priest said your name many times during the Rite of Baptism***

### **Celebration**

***We will now move to the place set aside for our ritual catechesis.***

### **Ritual Experience**

#### **PROCESSION (Come)**

*A team member gathers those selected for the procession and invites them to go to the back of the room where they will be given the objects that they will carry in the procession. The procession gathers around the prayer table so as not to block people's view. Soft music will be playing while the procession takes place.*

#### **OPENING PRAYER**

Presider: ***In the name of the Father +  
and of the Son  
and of the Holy Spirit.***

All: ***Amen.***

Presider: ***Let us pray for the gift of God's Spirit  
as together we begin our journey  
to the table of the Lord.***

***Loving God,  
you gather us to celebrate and to give thanks that you have called us by name.  
Bless these symbols  
as they help us remember  
that you are with us.***

One child spreads the **cloth** on the table

***May this table be a sign that we are all one family sharing our life together.***

The Candle bearer holds the **candle** high, and after the prayer below, places the candle on the table

***May this candle remind us that Jesus our light shows us the way to you.***

The Cross bearer holds the **cross** high and, after the prayer below, places the Cross on the table.

***May this Cross always be a sign to us of your great love.***

The Book bearer holds the **Lectionary** (or **Bible**) high and, after the prayer below, places the book on the table.

***May the Word be rich food for our minds and hearts.***

***This we ask through your Son, Jesus our Lord.***

All: **Amen.**

### **THE WORD OF GOD (LISTEN)**

Presider: ***Now we will listen to a story from the book of God's Word about a child God called by name.***

*A Team leader leads the group in a "Listen" song (from Music For Children's Liturgy of the Word, Christopher Walker and Paule Freeburg, DC, Oregon Catholic Press)*

***Listen with your heart*** (action: point to ears then place hands crossed over heart)

***Listen to the Good News*** (action: point to ears and hold out palms of hands)

***Hear what God is saying*** (action: point to ears and point to sky)

***To you and me.*** (action: point to each other and yourself).

*(Repeat)*

Proclaimer of the Word: 1 Samuel 3: 1-11

***The Word of the Lord***

All: ***Thanks be to God.***

### **Option 1.**

Presider: *To engage the children even more in the story, he/she indicates that he/she will read it again.*

***This time, let's imagine that God is calling you by name.***

***Everyone can call out***

***"Here I am"***

***When God says***

***'Samuel, Samuel.'***

***The third time you can respond,***

***"Speak, Lord, I'm listening."***

Catechist 2: *Invites each family or group of families to talk about the story using the following questions:*

- ***What did you hear in this story?***
- ***What did Samuel learn?*** [God was calling him by name]
- ***How are we like Samuel? When are we called by name?***
- ***What did Samuel say to the voice in the night?*** ["Speak to me, Lord, I'm listening."]
- ***What is God inviting you to do this week? Or, how can you say "Yes" to God's call?***

*(In these or similar words)*

***I want to tell you now about another friend of God, who, like Samuel, learned to listen to God. His name is Isaiah.***

*(The catechist opens the Bible)*

***One day Isaiah heard the voice of the Lord saying, "Whom shall I send, and who will go for us?" And Isaiah answered, "Here I am; send me!" (Is. 6:8)***

***He was ready, like Samuel, to hear God's call and bring God's word to the people.***

***Once when the people were very sad and discouraged and wondered if God had forgotten them, this is what the Prophet Isaiah heard:***

***"Can a woman forget the baby at her breast? Even if a mother could forget, I will never forget you. I have carved you on the palms of my hands." (Is. 49: 15, 16)***

*Invite parents to form a large circle around the room while the children remain in their places. Then ask the parents from left to right, to read what they have written on their hands. After all the names have been called, invite the children to go to their parents and see their names. Then both children and parents return to their seats.*

### **THE CALL (DO)**

Presider: ***As God called Samuel and Isaiah, so God calls each one of us to become full members of our Christian community.***  
***Your parents and teachers believe you are ready for the next step.***  
***Yes, you are invited to join everyone at the Lord's table.***  
***Are you ready to say the words of Samuel, "Here I am!"?***



*Invite each child to step forward with their parents. Invite the parents to place their hands on the child's head or shoulder:*

Presider:

*Clasps the hands of each child and says:*

***N \_\_\_\_\_, in Jesus' name, I call you to become a full member of God's holy people.***

Child: ***Here I Am!***

Presider: (after all have answered)

***You have answered God's call.***

***You too can say, Speak, Lord, I'm listening!"***

***Go now and continue to hear God's voice and to say "Yes" with love.***

## **REFRESHMENTS**

### **Reflecting on the Celebration**

Catechist: *invites the group to reflect together on the following:*

- ***What did you like especially about tonight?***
- ***What did you learn about God?***
- ***Why do you think your name is so important?***
- ***How do we have listening hearts?***

***We shared food that nourished our bodies. Was there anything that nourished our hearts?***

*(Remind the group that God calls each one of us every day to live as faithful followers and friends of Jesus).*

***A prayer that will help us to have listening hearts is the prayer of Samuel "Speak, Lord, I'm listening."***

### **CONTINUING THE JOURNEY AT HOME**

*Work together on "My Baptism Story" (see Come Spirit of God Family Book, pg. 8; or Alive in the Spirit Family Book, p.9) and have it completed for our next session.*

*Ask everyone to leave their name tags in the basket.*

## **BLESSING**

26<sup>th</sup> Sunday in Ordinary Time (Year B)  
(Green Cloth)



**Welcome:** "Good morning boys & girls. Welcome!"

**Announcements:** Make any necessary announcements before the liturgy begins.

**Candle/Book:** Child to process with the candle and parent with the Book

**Sign of the Cross:** Lead the children into performing the Sign of the Cross

**First Reading:** "This is a reading from the book of Numbers." (*Readings can be done by a parent*)  
*The Sunday Book of Readings Adapted for Children, p. 120*  
"The Word of the Lord."  
**Children:** "Thanks be to God."

**Responsorial Psalm:** **Children's Response:** "Jesus, may I please you on this day."  
Verse 1: "In all that I think or say..."  
Verse 2: "In whatever I do and whenever I play..."  
Verse 3: "Wherever I go and wherever I stay..."

**Alleluia:** Sing the Alleluia together

**Gospel:** "This is a reading from the Gospel of Mark."

**Children:** "Glory to you, Lord." (*Three crosses - Lord be in my thoughts, in my words, and in my heart*)

*The Sunday Book of Readings Adapted for Children, p. 121*

"The Gospel of the Lord."

**Children:** "Praise to you, Lord Jesus Christ."

**Dialogue:** "The readings this month have all been about how we behave. Today's readings are about people who do things in the name of Jesus."

"Who do you know that talks about Jesus?" (*share* - parents, grandparents, priests, liturgy leaders, maybe teachers, etc.)



"In the first reading, Joshua wanted Moses to stop others from talking about God. But Moses said that everyone should be allowed to talk about God and share their beliefs with others."

"In today's Gospel, John was worried that the actions of the man curing the sick might not please Jesus. Although the man was a follower of Jesus and cured people using Jesus' name, the friends of Jesus did not know him. So John tried to stop the man from what he was doing. As believers in Jesus, we try to live like Jesus. This man was also a believer in Jesus and he tried to help people who were sick. Jesus saw that the man was kind and helpful. Jesus teaches us to be caring and helpful to others. What is something you could do to help someone at home?" (**share**) "What could you do to help someone at school?" (**share**) Another way we can help others is to pray for them. We can do this quietly without them even knowing it. Who could we pray for?" (**share** - parents, siblings, relatives, friends, etc.)

"This week try to do something for someone that is caring and helpful as Jesus teaches us."

**Intentions:**



"Let us pray: (*The intentions can be read by the children*)

To help us be kind to others, we pray to the Lord.

**Children:** "Lord, hear our prayer."

To appreciate others for being kind to us, we pray to the Lord.

**Children:** "Lord, hear our prayer."

encourage the children to share their own intentions

**Hymn:** Catholic Book of Worship III or Glory & Praise Sunday theme

**Closing:** Remember to pick up the Home Assignment and select readers for the following week.



Name: \_\_\_\_\_

Date: \_\_\_\_\_

## 26<sup>th</sup> Sunday in Ordinary Time (Year B)

### Home Assignment



1. What two things do you know about Jesus that you could share with others?

---

---


---

2. What are two questions you have about Jesus or his life that you would ask a priest, or your parents, or someone else who believes in Jesus?

---

---

---

3. Draw a picture of someone speaking about Jesus to a crowd of people.  
Draw a speech bubble  and write what you think the person would say.





**Ritual Session Two**  
**26<sup>th</sup> Sunday in Ordinary Time**  
**Called by Name**

***"I Am Special"***

***Catechist Reflection:***

*God loves each of us from the moment of our life begins. In God we find a caring presence. God never fails to love, never fails to see the good in us. In our relationship with God, we come to see ourselves as people who are loved and who are good.*

*God is the initiator of love. Love is God's gift to us. We do not need to understand, to prove, to earn it; we merely need to accept this unconditional gift.*

*Throughout our lives – even as adults – we search for a sense of ourselves. We look for ways to understand who we are and to know ourselves as accepted and good.*

*Our children are bombarded with many messages that tell them they are never good enough. The world around them says, "You can never be too rich, too powerful, too smart, too attractive . . . ." What they **hear** is "You can never be good enough."*

*In God's love, we experience a very different message. In Scripture, and throughout history, God has shown us a love that does not demand that we be "good enough." Rather, God loves us freely and in full knowledge of who we are – good and not-so-good.*

*It is no mistake that we are creatures who live "in relationship." It is in and through personal relationships that we come to experience God's love for us. As we accept and love one another, we begin to bring to light the God who is always with us.*

**GOALS**

- Lead the children to the understanding that they are special and loved by God.
- Help them to remember that they were called by name at their baptism
- Establish the importance of our name

***You will need the following:***

- A welcoming place to gather
- Name tags
- Prayer Table with cloth (liturgical colour) – cross reference

- Processional Cross
- Lectionary
- Candle(s)
- 4 x 6 inch pieces of card stock
- Colour pencils, markers, pencils, glitter and glue

## ***Welcome/ Introductions***

### **Opening Prayer**

***We praise you, loving God,  
for your Word Jesus Christ.  
Give us your Holy Spirit  
to listen to your Word with our ears,  
to treasure it with our hearts  
and to live it with our lives.  
We ask you this through your Word Jesus Christ  
who lives and reigns with you in the unity of the Holy Spirit,  
One God forever and ever. Amen.***

Leader: *Revisit last week's gathering. Take time to hear their baptism stories.*

*Make the Connection between The Cross and being Called by Name*

***Remember last week when we heard the story of Samuel and how he responded to God calling him. Does anyone remember how Samuel answered God's call?***

***At our birth, our parents gave us a special name.***

***The first question that comes up at Baptism is "What name do you give your child?"***

***Isn't it wonderful to think that the name our parents gave us is the one God uses too!***

***Next the priest asks what the parents want for this child, and they answer, "Baptism"***

***The priest then tells them how they must help their child learn to be a friend and a follower of Jesus, and he asks the godparents and the faith community if they will help.***

***Then there is a special moment. The priest called us by name and said, "the Christian Community welcomes you with great joy". He traces the sign of the Cross on our foreheads and said "I claim you for Christ". We became members of God's Family.***

## Ritual Experience

### PROCESSION (Come)

*A team member gathers those selected for the procession and invites them to go to the back of the room where they will be given the objects that they will carry in the procession. The procession gathers around the prayer table so as not to block people's view. Soft music will be playing while the procession takes place.*

Presider: ***In the name of the Father +  
and of the Son  
and of the Holy Spirit.***

All: ***Amen.***

Presider: ***Let us pray for the gift of God's Spirit  
as together we begin our journey  
to the Table of the Lord.***

***Loving God,  
you gather us to celebrate and to give thanks that you  
have called us by name.  
Bless these symbols  
as they help us remember  
that you are with us.***

One child spreads the **cloth** on the table

***May this table be a sign that we are all one family sharing our life together.***

The Candle bearer holds the **candle** high, and after the prayer below, places the candle on the table

***May this candle remind us that Jesus our light shows us the way to you.***

The Cross bearer holds the **cross** high and, after the prayer below, places the cross on the table.

***May this cross always be a sign to us of your great love.***

The Book bearer holds the **Lectionary** (or **Bible**) high and, after the prayer below, places the book on the table.

***May the Word be rich food for our minds and hearts.  
This we ask through your Son, Jesus our Lord.***

All: ***Amen.***

### THE WORD OF GOD (LISTEN)

Presider: ***Now we will listen to a story from the book of God's  
word about a child whom God called by name.***



Responsorial Psalm: (sung)

Here are two suggestions: ***“Listen With Your Heart”***

***Listen with your heart*** (action: point to ears then place hands crossed over heart)

***Listen to the Good News*** (action: point to ears and hold out palms of hands)

***Hear what God is saying*** (action: point to ears and point to sky)

***To you and me.*** (action: point to each other and yourself).

(Repeat)

Or

***“God we come to worship you  
Open our hearts to listen to you,  
Open our hearts to listen to you.”***

(Both pieces come from Music for Children's Liturgy of the Word, Christopher Walker and Paule Freeburg, DC, Oregon Catholic Press.)

**Gospel: Reading from the Gospel of Mark 9: 38-41**

**Reflection on the Gospel** – Jesus teaches us that he wants everyone to do good. We are all part of the same group or family if we belong to Christ. The Holy Spirit may act in and through anyone.

***Or from the Gospel of John: 1 John: 1-4***

**Reflection on the Gospel:** - John wants to share with us his joy in having seen and heard and touched Jesus, the Word of Life.

The Parish Community will hand on the “Good News” for the same reason as John.

## **Refreshments**

### **MAKING A NAME CARD**

- ***Invite the children to decorate their name cards with a symbol of themselves or perhaps of the meaning of their name. e.g.***

***K-ind***

***E-everyone loves me***

***V-aluable***

***I-Irish***

***N-ice***

- ***These name cards will be used during the Rite of Enrolment the following weekend.***

**The importance of our Name**

- How would you feel if people never called you by your name but just said “Hey You...”?
- Scripturally, a name is not only what the person is called but also who the person is – the special meaning of that person. Our name sets us apart from everyone else.

*The following weekend **The Rite of Enrollment and Presentation of Bibles** will be celebrated during Mass. This rite takes place after the homily.*

*You may want to rehearse the Rite with the children and their parents.*

Presider:

**Closing Prayer:**

***Through the gift of your Spirit, loving God,  
the early followers of Jesus  
proclaimed the joy of the Good News to people everywhere.  
Give us that same joy and help us to share it with all people.  
We ask this through Jesus Christ who lives and reigns with you in the unity of  
the Holy Spirit, One God for ever and ever. Amen.***

**Family Activity:**

***Children, you may want to ask your parents why they choose the name you have. I am quite sure there are some special stories to share.***

***Does your family have a group of stories that are told and retold at family gatherings?***

***If so, share one or more at a family meal along with what you think the story tells people about the family.***

***What would happen if that story never got told again, if it were forgotten?***

***When we forget the stories we forget the important aspects of who we are as a person or as a family. Make the parallel with Scriptures. Without these stories we forget we are the people of God.***



## 27<sup>th</sup> Sunday in Ordinary Time (Year B) (Green Cloth)



**Welcome:** "Good morning boys & girls. Welcome!"

**Announcements:** Make any necessary announcements before the liturgy begins.

**Candles:** Select one child to help light the candles.

**Song:** *Open Our Hearts* (by Christopher Walker)

**Sign of the Cross:** Lead the children in making the Sign of the Cross.

**First Reading:** "This is a reading from the book of Genesis." (*Readings may be proclaimed by a parent*)

*The Sunday Book of Readings Adapted for Children, p. 122*

"The Word of the Lord."

**Children:** "Thanks be to God."

**Responsorial Psalm:** **Children's Response:** "As long as I live I will praise you, God."  
Verse 1: "I praise you, God, for all you do for all my life."  
Verse 2: "Many are your works, O God, in wisdom you have made them all."  
Verse 3: "O God, may all I think please you. I sing and find my joy in you." (*Pause in silence for a moment*)

**Alleluia:** Sing the Alleluia together.



**Gospel:** "This is a reading from the Gospel of Mark."

**Children:** "Glory to you, Lord." (*Three crosses - Lord be in my thoughts, in my words, and in my heart*)

*The Sunday Book of Readings Adapted for Children, p. 123*

"The Gospel of the Lord."

**Children:** "Praise to you, Lord Jesus Christ."

**Dialogue:** "The readings today focus on the family. We all belong to the family of God, but we also have our families at home. "The first reading describes how God created woman. God had created man, we usually call him Adam. Why do you think God created a partner for Adam?" (*share* - Adam was lonely, Adam needed someone to share things with,

etc.) This reading also explains why men and women leave their parents and get married."

"Today's Gospel is also about the family. Parents were bringing their children to Jesus. What did the parents want Jesus to do?" (**share** - bless their children) "What did the disciples, the friends of Jesus, say to the parents?" (**share** - 'go away') "Why do you think Jesus' friends said this?" (**share** - because Jesus was tired) "But what did Jesus say to the parents?" (**share** - 'do not send them away') "Jesus always wanted to see the children. Usually people tell children to 'grow up'. Grown-ups want children to be more responsible or to behave better. Have you ever been told to act a little bit older or more grown-up?" (**share**) "But today we hear Jesus tell grown-ups to act like children in their hearts. Jesus sees something in the hearts of children that's important and precious. What do you think Jesus sees in the hearts of children? Why do you think Jesus thinks children are special?" (**share** - children are willing to learn, are kind, want to help others, forgive quickly, trust others, etc.) "Jesus wants grown-ups to remember that children are very special. Jesus blesses the children and truly does love the little children."

"Family is very important to us and it is very important to Jesus. As children, you are very special members of your family. This week, try to remember your importance as a member of the family of God and of your own family."

#### Intentions:



"Let us pray: *(The intentions may be read by the children)*

For all the children in the world, we pray to the Lord.

**Children:** "Lord, hear our prayer."

For all the adults who take care of children, we pray to the Lord.

**Children:** "Lord, hear our prayer."

Encourage the children to share their own intentions

#### Hymn:

**Choose from Catholic Book of Worship III, your parish hymnal, or other sourced song book. Be sure it is related to the theme of today.**

#### Closing:

Discuss the Home Assignment and select readers for the following week; all parents should be encouraged to read next week's readings with their children.




Name: \_\_\_\_\_

Date: \_\_\_\_\_

## 27<sup>th</sup> Sunday in Ordinary Time (Year B)

### Home Assignment



1. We all have a responsibility as part of a family. What do you think is the main 'job' of each member of your family?

Parent: \_\_\_\_\_

You: \_\_\_\_\_

Another Member: \_\_\_\_\_

2. In the Gospel, Jesus told the grown-ups to act like children in their hearts. How do you think grown-ups should act?

---

---

---

3. Draw a picture of your immediate family. Include all family members... even your pets.





**Ritual Session Three**  
**27<sup>th</sup> Sunday in Ordinary Time**  
**Baptized with Water**

(Adapted from *Come Spirit of God, Leader's Guide*, pp. 21 - 33)

**Supplies and Environment**

- Name tags
- A chair, mat or cushion for each person present
- A table
- A white tablecloth with the liturgical colour of the season
- A Cross
- A Bible or Lectionary
- A copy of the adapted text of John 3: 1-16 (from *Come Spirit of God, Leader's Guide*, page 110; Margaret Bick, Catherine Ecker, Novalis)
- A large empty bowl
- A jug (or several jugs if desired )of water
- Refreshments

**Prepare Ritual Area**

Arrange in a circle or semi-circle comfortable age-appropriate chairs, mats or cushions for each person. Be sure everyone will have a clear view of the centre.

Place a table in the centre. If you don't have a table, or if the candidates will be sitting on the floor, put the cloth on the floor. (Be sure that it is large enough to also hold a jug of oil, a Baptismal garment and a large candle, which will be added in future sessions).

**GOALS**

To help the candidates:

- become aware that God speaks to us in the actions of sacramental rituals used in the celebration of Baptism
- gain an understanding of why water is used in the celebration of Baptism
- be introduced to Confirmation as a sacrament in which God strengthens us for the life to which we were called at Baptism: life at the Eucharistic table and in the world.

**GATHERING**

Leader: ***Today water will be an important part of our session.***  
***How many different ways have you used water today?***  
*(Discussion to include acting out each use of water)*



***We are going to move to another space where we will pray and sing and use water in a special way. You will need to use all your five senses – sight, sound, touch, smell, taste, and your memory.***

*Teach the group the words and actions to the refrain that will be used throughout this session*

Leader: *(Raise arms straight up twice with energy and vigour)*

***Blessed be God!***

All: ***O blessed be God!***

Leader: *(Cup hands around mouth)*

***Who calls you by name,***

All: ***Who calls you by name,***

Leader: *(Sign of the Cross)*

***Holy and chosen one!***

All: ***Holy and chosen one!***

### **RITUAL EXPERIENCE – Water Bath**

#### **PROCESSION (COME)**

The processions will consist of the following:

The adult who is not leading the ritual will carry a cross

A candidate to carry the cloth

A candidate to carry the Lectionary

A candidate to carry a large empty bowl

Candidates to carry the jug(s) of water

*Team leader will ask those selected for the procession to go to the back of the room where someone waits to hand them the objects they will carry.*

*Invite the group to be quiet and waits for a few minutes until silence settles.*

*The procession gathers around the prayer table so as not to block people's view.*

Presider: ***In the name of the Father +  
and of the Son  
and of the Holy Spirit.***

All: ***Amen.***

Presider: ***Let us pray for the gift of God's Spirit as together we continue our journey to the table of the Lord.***

***Loving God,  
You gather us to celebrate and to give thanks that you have called us by name.***

***Bless these symbols as they help us remember that you are with us.***

One candidate spreads the **cloth** on the table

***May this table be a sign that we are all one family sharing our life together.***

The Cross bearer holds the **cross** high and, after the prayer below, places the cross on the table.

***May this cross always be a sign to us of your great love.***

The Book bearer holds the **Lectionary** (or **Bible**) high and, after the prayer below, places the book on the table.

***May the Word be rich food for our minds and hearts.***

The Candle bearer holds the **candle** high, and after the prayer below, places the candle on the table.

***May this candle remind us that Jesus our light shows us the way to you.***

Candidate holds the **empty bowl** high, and, after the prayer below, places the bowl on the table.

***May this empty bowl remind us of the desert of our lives and our need for living waters that only God can provide.***

Candidate(s) hold the jug(s) of **water** high, and after the prayer below, place(s) the jug(s) on the table.

***May this water remind us of our Baptism  
This we ask through your Son, Jesus our Lord.***

All: ***Amen.***

Presider: ***On the day of your Baptism you were claimed for Christ. As you prepare to celebrate the sacraments of Confirmation and Eucharist, the Christian community holds you in its heart. Remember that God loves you.***

*Presider goes to each one present, and signs each one on the forehead with the Sign of the Cross, using the whole hand, saying:*

*(Name) **the Christian community greets you joyfully again today with the sign of Jesus' Cross, by which he has claimed you.***

### **THE WORD OF GOD (LISTEN)**

Presider: ***Now we will listen to a story from the book of God's Word where Jesus tells us that "no one can live in the kingdom of God without being born again of water and the Spirit."***

*A Team leader leads the group in the "Listen" song (from Music For Children's Liturgy of the Word, Christopher Walker and Paule Freeburg, DC, Oregon Catholic Press.)*

Leader: ***Listen with your heart*** (action: Point to ears then place hands crossed over heart)

***Listen to the Good News*** (action: point to ears and hold out palms of hands)

***Hear what God is saying*** (action: point to ears and point to sky)

***To you and me.*** (action: point to each other and yourself).

*(Repeat)*

Proclaimer of the Word: John 3: 1-16

#### ***The Word of the Lord***

All: ***Thanks be to God.***

*Return the Bible to its place on the table.*

Presider: ***As we prepare to celebrate the sacraments of Confirmation and Eucharist we enter again into the celebration of our Baptism and explore what God has done for us through water.***

*The Presider takes the jug of water and holds it aloft for all to see, saying:*

**Blessed are you, Lord our God.  
Father, Son and Holy Spirit,**

**in water you tell us of the wonders  
of your power and love.**

*(Sing or say) Team Leader will model the gestures for the participants.*

Response: **Blessed be God! O blessed be God!  
Blessed be God! O blessed be God!**

*Pour about one quarter of the water into the bowl and say:*

**Blessed are you, Lord our God.  
At the beginning of time,  
You created the world and separated the land  
from the waters of the sea and sky  
and life came forth in goodness and holiness.**

Sing or say: **Blessed be God! O blessed be God!**  
All: **Blessed be God! O blessed be God!**

*Pour another quarter of the water into the bowl and say:*

**Blessed are you, Lord our God.  
When Moses and his people were living as slaves,  
You led them through the waters of the Red Sea,  
to freedom in a new land  
where they would live as a sign of your love for all people.**

Sing or say: **Blessed be God! O blessed be God!**  
All: **Blessed be God! O blessed be God!.**

*Pour another quarter of the water into the bowl and say:*

**Blessed are you, Lord our God.  
When John baptized Jesus in the waters of the Jordan River,  
You announced that he is your beloved Son.**

Sing or say: **Blessed be God! O Blessed be God!**  
All: **Blessed be God! O Blessed be God!**

*Pour the remaining water into the bowl and say:*

**Blessed are you, Lord our God.  
After he rose from the dead,  
Jesus told his followers,  
“Go out and make disciples of all nations**

***baptizing them in the name of the Father,  
and of the Son, and of the Holy Spirit.”***

Sing or say:

**Blessed be God! O blessed be God!**

All:

***Blessed be God! O blessed be God!***

*Set aside the empty jug and, standing beside the bowl say:*

***Now, Loving God,  
by this water may we remember all that  
You have done for us.***

**(DO)**

*Put your hands as far into the water as possible and show that you enjoy the experience of the water. Smile; show delight. The candidates will follow your example. Your actions will give the candidates permission to have fun and enjoy the water too. It is possible to “play” in the water with respect. The intent is to experience the water, on your face, picking up handfuls of water and allowing it to run through your fingers.*

*Step back and use an open arm gesture to invite the group forward one by one. Say:*

***Come to the water.***

***Come in silence.***

***Put your hands into the water as far as you can.***

***Feel the water on your face and arms.***

***Enjoy the water in silence.***

*It is important that the candidates participate in this activity far beyond the usual dipping of a finger and sign of the Cross. If they are reluctant, invite them individually by gesture or by name.*

*After each person has gone to the water, they should return and remain standing at their places. Once everyone has had a turn, gesture for all to sit.*

*After a few moments of silence, gesture for everyone to stand. When all are standing, say:*

***Loving God,  
everything we see and hear,  
everything we smell, taste and feel,  
everything that happens in life,  
gives us a hint of what you are really like.***

***Help us to understand your love  
and guide us to live loving lives,  
as sisters and brothers in your family.***

***We ask this in the name of Jesus  
and in the power of the Holy Spirit.***

All:           **Amen.**

### **Getting In Touch With The Experience**

Team Leader:   ***Think about everything that has happened so far. We acted out the ways we have used water today. We experienced God's gift of water here in this room.***

*Use the following questions, one at a time to help the children to remember the water ritual. Wait for responses. Do not be afraid of silence. Allow everyone a chance to respond before moving on to the next question. Do not pressure anyone to speak. Encourage the candidates to expand their answer beyond one or two words. If a single-word answer is offered, ask **"What was splashing?"** or **"What did the water do?"** **"What did it sound like?"**. You can ask for a fuller answer by asking **"Can you tell me more about that?"***

*If candidates are reluctant to answer try one of these ideas:*

- *Invite one of the more outgoing individuals to begin.*
- *Choose a moment in the ritual, then repeat the question, e.g., **"When (n) poured the water, what did you hear?"***
- *Ask the candidates to recall how the ritual began, then repeat the question.*

#### **What did you hear?**

*Hopefully you will hear:* water splashing; people laughing; giggling; water pouring; words spoken; people moving; the leader speaking; interesting words; names; specific events; different forms of water.

#### **What did you hear Presider say?**

*Hopefully you will hear:* names (Moses, John the Baptist, Jesus): specific interesting words; specific events.

#### **What did you see?**

*Hopefully you will hear:* lots of water; clean water; water falling; water pouring; a beautiful jug; a large bowl; people using the water; the specific action of a certain individual; everyone enjoyed the water.

#### **What did you do?**

*Hopefully you will hear:* I touched the water; I got water on my sleeve; I watched people.

**What did you feel?**

*Hopefully you will hear: cold or warm water; water on my face and hands; wet arms, hands; my skin feels fresh; my clothes got a little wet; I felt nervous, excited, shy, happy.*

**Is there anything else you remember?**

*Close this part of the session by singing or saying:*

***Blessed by God! O Blessed be God!***

All: ***Blessed be God! O Blessed be God!***

**REFRESHMENTS**

**CATECHESIS ON THE EXPERIENCE**

Team Leader: ***Blessed be God! O blessed be God!***

All: ***Blessed be God! O blessed be God!***

*Everyone should be sitting in silence for a few minutes. In a soft voice, invite the participants to gaze at the water and remember their experience of the ritual. Recap some of the comments offered by the participants before the break, then say:*

***God made the world.***

***Everything in the world comes from God  
and gives us a hint about what God is like.***

***God made water.***

***What does the water say to you about God?***

*Wait for responses*

*Hopefully you may hear: God made water; God is good. We had fun with the water; God wants us to have fun and be happy. The water was cool and made me feel fresh and cool; God refreshes the flowers and trees with rain. When you water a see a plant grows and lives; God gives life to all living things. We need water to live; we need God to live.*

*Once this part is complete, remind the candidates that water was used at their Baptism. Remind them that at their Baptism, water was poured on their head.*

Question: ***Why do you think the Christian community used water, rather than something else when you were baptized?***

*Lead the children to see that water was used because*

- *Water is a sign of new life and in Baptism God gives me new life, God's very own life.*
- *God's life is life forever. God loves me, wants only the best for me, and wants me to live forever with God.*

***Why do you think the Christian community baptized you?***

*Hopefully you will hear: "My family and the whole Christian Community love me."; "I am a treasure in their eyes. "; "God loves me forever, more than I can ever know or understand."; "I am a treasure in God's eyes."; "God and my family and the whole Christian community want me to have God's life in me."*

***We now have God's life in us by our Baptism. Everyone who has God's life in them belongs to the family of God because God's life is in them all. They are sisters and brothers forever. Christians around the world are our sisters and brothers forever.***

***Our sisters and brothers in the Church welcomed us each into God's family at our Baptism. The priest, our parents and godparents (and maybe even some of the other people who were there) drew a cross on our foreheads with their hands, in the way that the Presider did when we began today (tonight). They will love each one of us forever no matter what.***

**Bringing The Session Home**

Question for discussion:

***Name some of the times when water is used and reminds us of our Baptism.***

Closing Prayer: ***Our Father...***





## 28<sup>th</sup> Sunday in Ordinary Time (Year B) (Green Cloth)



**Welcome:** "Good morning boys & girls. Welcome!"

**Announcements:** Make any necessary announcements before the liturgy begins.

**Candles:** Select one child to help light the candles.

**Song:** *Open Our Hearts* (by Christopher Walker)

**Sign of the Cross:** Lead the children in making the Sign of the Cross.

**First Reading:** "This is a reading from the book of Wisdom." (*Readings may be proclaimed by a parent*)

*The Sunday Book of Readings Adapted for Children, p. 124*

"The Word of the Lord."

**Children:** "Thanks be to God."

**Responsorial Psalm:** **Children's Response:** "Fill us with your gift of love. Help us find our joy in you."  
Verse 1: "God, our God everlasting, may our hearts always turn to you."  
Verse 2: "God, our God everlasting, bless the work that we do today."  
Verse 3: "God, our God everlasting, help us know what to do today."  
(*Pause in silence for a moment*)

**Alleluia:** Sing the Alleluia together.

**Gospel:** "This is a reading from the Gospel of Mark."

**Children:** "Glory to you, Lord." (*Three crosses - Lord be in my thoughts, in my words, and in my heart*)

*The Sunday Book of Readings Adapted for Children, p. 124-125*

"The Gospel of the Lord."

**Children:** "Praise to you, Lord Jesus Christ."

**Dialogue:** "The readings today focus on the choice we have to make between riches and God (or Jesus)."



“In the first reading, Wisdom is desired more than ‘all the riches I could have’. Wisdom, in this case, stands for God and the knowledge we have about God. What do you know about God?” (share) “Our relationship with God should be more important than anything else.”

“The rich man in today’s Gospel story had everything money could buy. He came to Jesus. Do you remember what question he asked?” (share - ‘what do I have to do to get to heaven?’) “Jesus told him to keep the commandments of God, to love others and treat them well. Then Jesus told him to give away everything that he had and follow Jesus. The man didn’t want to do that because he loved his money more than God and Jesus. Jesus said ‘it is easier for a camel to get through the eye of a needle than for a rich person to enter the kingdom of God. Jesus did NOT say that rich people aren’t going to heaven. Jesus does not want us to hold onto things, letting possessions come between God and us. The rich man cared more about what he owned than being a follower of Jesus. As children, Jesus does not want you to give everything away, but you could share with others. What things do you have that you could share?” (share) “Who could you share your toys, games, etc. with?” (share) “We should always try to think of Jesus and what would make him happy, rather than just trying to always make ourselves happy. This week, try to make someone else happy by sharing something with them.”

Intentions:



“Let us pray: *(The intentions may be read by the children)*

That we remember to share and help others, we pray to the Lord.

**Children:** “Lord, hear our prayer.”

For those who have to beg for what they need, we pray to the Lord.

**Children:** “Lord, hear our prayer.”

Encourage the children to share their own intentions

Hymn:

Choose from *Catholic Book of Worship III*, your parish hymnal, or other sourced song book. Be sure it is related to the theme of today.

Closing:

Discuss the Home Assignment and select readers for the following week; all parents should be encouraged to read next week’s readings with their children.



Name: \_\_\_\_\_

Date: \_\_\_\_\_

## 28<sup>th</sup> Sunday in Ordinary Time (Year B)

### Home Assignment



1. List three of your favourite possessions and explain why each one is important to you.

1. \_\_\_\_\_

2. \_\_\_\_\_

3. \_\_\_\_\_

2. If you had to give up one of the favourite possessions you listed above, which one would you give up? Explain why.

---

---

---

3. Draw pictures of your favourite possessions. Draw a star above the one that is most special to you.





## 29<sup>th</sup> Sunday in Ordinary Time (Year B) (Green Cloth)



**Welcome:** "Good morning boys & girls. Welcome!"

**Announcements:** Make any necessary announcements before the liturgy begins.

**Candles:** Select one child to help light the candles.

**Song:** *Open Our Hearts* (by Christopher Walker)

**Sign of the Cross:** Lead the children in making the Sign of the Cross.

**First Reading:** "This is a reading from the prophet Isaiah." (*Readings may be proclaimed by a parent*)

*The Sunday Book of Readings Adapted for Children, p. 126*

"The Word of the Lord."

**Children:** "Thanks be to God."

**Responsorial Psalm:** **Children's Response:** "Have mercy, God. I trust in you for my safety!"  
Verse 1: "You are my light, my Saviour; with your help I shall not be afraid."  
Verse 2: "When it is dark around me, nothing takes me away from your love." (*Pause in silence for a moment*)

**Alleluia:** Sing the Alleluia together.



**Gospel:** "This is a reading from the Gospel of Mark."

**Children:** "Glory to you, Lord." (*Three crosses - Lord be in my thoughts, in my words, and in my heart*)

*The Sunday Book of Readings Adapted for Children, p. 127*

"The Gospel of the Lord."

**Children:** "Praise to you, Lord Jesus Christ."

**Dialogue:** "The readings today focus on serving others."

"In the first reading, the prophet Isaiah talks about a servant doing things for others. Isaiah says that the servant will be doing what God wants him to do. How do you think God wants people to

behave?" (**share** - be kind, share, help others, etc.) "How could you 'serve' others in your family?" (**share** - do dishes, clean your room)

"We all want to be the best at something. What do you want to be the best at?" (**share** - sports? dance? school?) "It's okay to want to be great at that, but not all of us will grow up to be great hockey players or dancers. Today in the Gospel, Jesus shows us a way to be truly great. Do you remember what Jesus said?" (**share** - 'if you want to be truly great, you must serve others') "Loving and serving others is God's way to greatness. Serving means to help. How can we help others each day?" (**share** - behave, do chores, help family members, etc.) "And you know what? You can help others and still become hockey players and dancers. Some people even choose to help others full-time and get jobs doing that. Can you think of any jobs where people help others?" (**share** - fire fighters, police officers, doctors, nurses, priests, etc.) "Even dancers and hockey players help others by making them feel good and bringing enjoyment to them."

"No matter what you decide to be when you grow up, for right now Jesus wants you to become great by loving and serving others at home and at school. Try to do something special this week for someone else."

**Intentions:**



"Let us pray: (*The intentions may be read by the children*)  
That we treat others with love and concern, we pray to the Lord.  
**Children:** "Lord, hear our prayer."  
That we help people who are shy, we pray to the Lord.  
**Children:** "Lord, hear our prayer."  
Encourage the children to share their own intentions

**Hymn:**

Choose from *Catholic Book of Worship III*, your parish hymnal, or other sourced song book. Be sure it is related to the theme of today.

**Closing:**

Discuss the Home Assignment and select readers for the following week; all parents should be encouraged to read next week's readings with their children.



Name: \_\_\_\_\_

Date: \_\_\_\_\_

## 29<sup>th</sup> Sunday in Ordinary Time (Year B)

### Home Assignment



1. In the readings, the servants did things for others. What other jobs encourage people to do nice things for others?

---

---

---

2. What are three things you could do at home that would 'serve' others in your family?

1. \_\_\_\_\_
2. \_\_\_\_\_
3. \_\_\_\_\_

3. Draw a picture of someone doing something to 'serve' someone else.







**Ritual Session Four**  
**29<sup>th</sup> Sunday in Ordinary Time**  
**Anointed With Oil**

(Adapted from *Come Spirit of God, Leader's Guide*, pp. 34 -48)

**Note to Catechist**

*This session continues to explore the connection between Confirmation and Baptism, this time focusing on the anointing with Chrism that immediately follows the water bath in the Baptism of infants. This anointing is one of the explanatory rites of Baptism that reveals a dimension of the Sacrament not immediately apparent in the water ritual. Chrism is also used in the Sacrament of Confirmation.*

*Although the anointing following the water bath of Baptism and the anointing in the Sacrament of Confirmation are similar in form, they convey different meanings. At the moment of the post-Baptismal anointing the minister says:*

***God the Father of our Lord Jesus Christ has freed you from sin, given you a new birth by water and the Holy Spirit, and welcomed you into his holy people. He now anoints you with the Chrism of salvation. As Christ was anointed Priest, Prophet and King, so may you live always as a member of his body, sharing everlasting life.***

*These words show how the Baptismal anointing symbolizes that the newly baptised has become like Christ.*

*The Confirmation anointing is also related to identity with Christ, but speaks of the anointing with the Spirit that Christ now shares with the Church. After a prayer and laying on of hands, at the moment of Confirmation anointing the minister says: **N \_\_\_\_\_, be sealed with the Gift of the Holy Spirit.***

*The terms “priest,” “prophet” and “king” are used in this session; the candidates do not have to master these terms, but you can explain in these terms:*

- *A priest is a messenger between God and people, carrying the message of God's love to the earth and prayer from the earth back to God.*
- *A prophet is a person who reminds people of God's truth and God's ways*
- *A true king is a person whose job is to look after those he is in charge of; rules are for the good of the people, not for the king.*

**Background**

***The Church uses three sacred Oils; Oil of the Sick, Oil of the Catechumens, and Oil of Chrism.***

- *The Anointing of the Sick is for comfort, strength and healing in times of sickness. Often a person suffering from a serious illness or facing major surgery asks to celebrate the Anointing of the Sick.*
- *The Anointing of Catechumens is for strengthening the catechumen (unbaptized) on his or her journey. Babies may be anointed with the Oil of Catechumens before Baptism. This is known as a preparatory rite.*
- *The third sacred Oil is Chrism. Chrism is perfumed oil used in four anointings:*
  1. *In an explanatory rite in the Baptism of someone who will not be confirmed immediately*
  2. *In the celebration of the Sacrament of Confirmation*
  3. *In the celebration of the Sacrament of Holy Orders*
  4. *In the anointing of the church walls and the altar within the Rite of Dedication of a Church and an Altar.*

## **GOALS**

This session is intended to help the candidates:

- *Understand why the Oil is used in the celebration of Baptism*
- *Understand that Baptism calls us to a special way of life*
- *Continue to learn how in Confirmation God strengthens us for the life to which we were called at Baptism; life at the Eucharistic table and in the world.*

## **Supplies and Environment**

- Name tags
- A chair, mat or cushion for each person present
- A table
- A white tablecloth with the liturgical colour of the season
- A cross
- A Bible or Lectionary opened at Luke 4: 16-21
- A candle
- A bowl of water
- A jug of perfumed olive oil - **NOT REAL CHRISM** - it is important to use a sufficient amount of the scent so that the perfume is apparent to all (Friar's Balsam is available in some specialty shops)
- A large empty bowl (*placed near or under the table for ease access*)
- A supply of paper towels or wipes (*placed near or under the table for easy access*)
- Refreshments

## **Prepare the Ritual Area**

*Arrange as in the last Session.*

## **GATHERING**

Welcome/Introductions

Leader: *(Raise arms straight up twice with energy and vigour)*  
***Blessed be God!***

All: ***O blessed be God!***

Leader: *(cup hands around mouth)*  
***Who calls you by name***

All: ***Who calls you by name.***

Leader: *(sign of the cross)*  
***Holy and chosen one!***

All: ***Holy and chosen one!***

*Leader: revisit together their Baptismal story. If they have completed the take home sheet, gather the information and keep it for a later session on Confirmation (sealing)*

*Introduce the Symbol of Oil. Think of all the different kinds of **oil** you use at home. If necessary, you can remind them that there are many different types of **oil**: cooking **oil**, baby **oils**, bath **oils**, motor **oils** for vehicles, WD40 (**oil** for tight or stiff locks), **oil** for burning in lamps, etc.*

Question:

***How is each kind of oil used? Why?***

*Conclude this opening discussion with words such as:*

**We are going to move to another space where we will pray and sing and use a special oil in a special way. Again, you will need to use all of your five senses – sight, sound, touch, smell, taste and your memory.**

## **RITUAL EXPERIENCE – Anointing**

### **PROCESSION (COME)**

The procession will consist of the following:

**A candidate to carry the cross**

**A candidate to carry the cloth(s)**

**A candidate to carry the Lectionary or Bible**

**A candidate to carry the candle**

**A candidate to carry a bowl of water**

**A candidate to carry the jug of oil**

Team Leader:

*Ask those selected for the procession to go to the back of the room where someone waits to hand them the objects they will carry.*

*Invite the group to be quiet and wait for a few minutes until there is silence.*

Presider: ***In the name of the Father +  
and of the Son  
and of the Holy Spirit.***

All: ***AMEN.***

Presider: ***Let us pray for the gift of God's Spirit as together we continue our journey to the Table of the Lord.***

***Loving God,  
You gather us to celebrate and to give thanks that you have  
called us by name.  
Bless these symbols  
as they help us remember  
that you are with us.***

One candidate spreads the **cloth** on the table

***May this table be a sign that we are all one family sharing our life together.***

The Cross bearer holds the **cross** high and, after the prayer below, places the cross on the table.

***May this cross always be a sign to us of your great love.***

The Book bearer holds the **Lectionary** (or **Bible**) high and, after the prayer below, places the book on the table.

***May the Word be rich food for our minds and hearts.***

The Candle bearer holds the candle high, and after the prayer below, places the candle on the table

***May this candle remind us that Jesus our light shows us the way to you.***

Candidate holds the bowl of water high, and, after the prayer below, places the bowl on the table.

***May this water remind us of our Baptism.***

Candidate holds the jug of oil high, and after the prayer below, places the jug on the table.

***May this oil help us be open to the healing, and strengthening power of God.***

***This we ask through your Son, Jesus our Lord.***

All: **AMEN**

Presider: ***On the day of your Baptism you were claimed for Christ.  
As you prepare to celebrate the Sacraments of Confirmation and Eucharist,  
the Christian community holds you in its heart.***

***Remember that God loves you.***

*Presider goes to each one present, and signs each one on the forehead with the sign of the cross,  
using the whole hand, saying:*

*(Name) the Christian community greets you joyfully again today with the sign of Jesus' cross, by which he has claimed you.*

### **THE WORD OF GOD (LISTEN)**

*A Team leader leads the group in the **Listen** song*

Leader: ***Listen with your heart*** (action: point to ears then place hands crossed over heart)

***Listen to the Good News*** (action: point to ears and hold out palms of hands)

***Hear what God is saying*** (action: point to ears and point to sky)

***To you and me.*** (action: point to each other and yourself).

*(Repeat)*

Proclaimer of the Word: **Luke 4: 16-21** (Jesus teaching in the Synagogue)  
**The Word of the Lord.**

All: **Thanks be to God.**

*Return the bible (lectionary) to its place on the table.*

Presider: ***As we prepare to celebrate the Sacraments of Confirmation and Eucharist we enter again into the celebration of our Baptism.***

***In the story of Jesus that has been proclaimed, Jesus announced that the Spirit of the Lord has anointed him. When we were still wet with Baptismal water we were anointed with sacred perfumed oil, Chrism, on the crown of our heads.***

*The Presider takes the jug of oil and holds it aloft for all to see, saying:*

***Blessed are you, Lord our God,  
Father, Son and Holy Spirit,  
in oil you tell us of the wonders  
of your power and love.***

*(Sing or say) Team Leader will model the gestures for the participants.*

Response: ***Blessed be God! O blessed be God!  
Blessed be God! O blessed be God!***

*Raise the jug again and say:*

***Blessed are you, Lord our God.  
At the beginning of time you commanded trees to grow,  
giving us their fruit.  
From the olive tree, we take oil that enriches our lives.***

*Lower the jug*

Sing or say: ***Blessed be God! O Blessed be God!***  
All: ***Blessed be God! O Blessed be God!.***

*Raise the jug of oil again and say:*

***Blessed are you, Lord our God.  
Long ago you commanded Moses to bless  
Aaron his brother, by the pouring of oil, making him a priest,  
a messenger with a message of love from God and a prayer  
from the people of Earth.***

*Lower the jug*

Sing or say: ***Blessed be God! O blessed be God!***  
All: ***Blessed be God! O blessed be God!.***

*Raise the jug again and say:*

***Blessed are you, Lord our God.***

***Over and over you anointed people like Amos, Isaiah and Micah to be prophets, to go among your people with words of warning when they strayed from your ways, and words of comfort when they longed to see your face.***

*Lower the jug*

Sing or say: **Blessed be God! O blessed be God!**

All: ***Blessed be God! O blessed be God!***

*Raise the jug again and say:*

***Blessed are you, Lord our God.***

***You sent Nathan with a jug of oil to call David from his flock and anoint him as king to shepherd your people.***

*Lower the jug*

Sing or say: **Blessed be God! O blessed be God!**

All: ***Blessed be God! O blessed be God!***

### **(DO)**

*Stand beside the table near the large empty bowl. Place the jug of oil on the table.*

*Then say:*

***Now, Loving God,  
by this oil may we remember  
who you have called us to be.***

*Step back and use an open arm gesture to invite the group forward.*

*Say:*

***Come to the oil.  
Come in silence.  
Open your hands.  
Feel the oil on your hands.  
Enjoy the oil in silence.***



*Invite the other adult leader to come first to the table with palms up over the empty bowl. Pour a small amount of oil, about the size of a quarter, on one palm. The leader should rub her/his hands together so the oil will be absorbed.*

*Invite the participants one by one to approach the table and do the same. After all the participants have received the oil, they should return and remain standing at their places. Once everyone has had a turn, gesture for all to sit.*

*After a suitable period of silence, gesture for everyone to stand.*

Presider:       **Loving God,**  
  
                  **everything we see and hear,**  
                  **everything we smell, taste and feel,**  
                  **everything that happens in life,**  
                  **gives us a hint of what you are really like.**  
                  **Help us to understand your love**  
                  **and guide us to live loving lives,**  
                  **so that all people may know you and walk in your ways.**  
                  **We ask this in the name of Jesus**  
                  **and in the power of the Holy Spirit.**

All:               **Amen.**

Sing or Say:    **Blessed be God! O blessed be God!**

All:               ***Blessed be God! O blessed be God!***

Sing or Say     **Who calls you by name!**

All:               ***Who calls you be name!***

Sing or Say     **Holy and chosen one!**

All:               ***Holy and chosen one!***

*If required, hand out wipes or paper towels to wipe the excess oil from their hands.*

### **Getting In Touch With The Experience**

Team Leader:   ***Think about everything that has happened so far.***

***We talked about the ways we use oils at home.***

***We experienced God's gift of oil here in this room.***

*Use the following questions, one at a time, to help the participants to remember the oil ritual. Wait for responses. Do not be afraid of silence. Allow everyone a chance to respond before moving on to the next question. Do not pressure anyone to speak.*

*Encourage the candidates to expand their answers beyond one or two words. If a single-word answer is offered, ask for specific details. You can ask for a fuller answer by asking: “Can you tell me more?”*

*If candidates are reluctant to answer try one of these ideas:*

*Invite one or more outgoing individuals to begin.*

*Choose a moment in the ritual, then repeat the question, e.g.:*

***When you rubbed your hands together, what did you see?***

*Ask the candidates to recall how the ritual began, then repeat the question.*

***What did you hear?***

*Hopefully you will hear:* a story about Jesus; prayers, names (e.g. Moses, Aaron, David, Isaiah, Amos, Micah); words about God; the leader speaking; reactions to the oil; people laughing, giggling, singing; people moving.

***What did you hear the Presider say?***

*Hopefully you will hear:* interesting, strange words: crown of my head, king, shepherd, warning, comfort, prophet, priest, messenger (message), olive (tree) Chrism; (specific character names, specific events).

***What did you see?***

*Hopefully you will hear:* shiny, golden oil; lots of oil; oil in a large jar; oil being poured; my skin became shiny; the oil went into my skin; people moving, they rubbed their hands; their skin became shiny.

***What did you feel?***

*Hopefully you will hear:* oil on my hands; smoother skin; warmth from rubbing my hands together; nervous, excited, shy, happy; my skin feels slippery.

***What did you smell?***

*Hopefully you will hear:* a beautiful smell; the oil smelled nice.

***Is there anything else you remember?***

*Close this part of the session by singing or saying:*

**Blessed be God! O blessed be God!**

All: **Blessed be God! O blessed be God!**

## **REFRESHMENTS**

## **CATECHESIS ON THE EXPERIENCE**

Team Leader: **Blessed be God! O blessed be God!**

All: ***Blessed be God! O blessed be God!***

*Everyone should be sitting in silence for a few minutes. In a soft voice, invite the participants to look first at the jug of oil and then at their hands and remember their experience of the ritual.*

*Recap some of the comments offered by the participants before the break, then say:*

***God made the world.***

***Everything in the world comes from God  
and give us a hint about what God is like.***

***God made oil.***

***What does the oil say to you about God?***

*Wait for responses*

*Hopefully you may hear: God made oil; God is good; The oil smelled nice; Maybe God wants to us smell good things; The oil made my skin smooth and shiny and special, like a bodybuilder or a top athlete; God loves me and thinks I am special; My skin feels better, softer; God can heal people; The oil went into my skin; God is inside all of us; Baby oil protects a baby's skin; God protects us; Oil protects food by stopping it from sticking to the pan and burning; God protects us; Oil makes things work better; God helps us to do better.*

### **Connecting With Baptism**

Remind the candidates that both water and oil were used at their Baptism; first water and then special perfumed oil called Chrism. Explain that Chrism is a special, perfumed oil that is blessed and consecrated by our bishop each year just before Easter. The oil that we used here has not been blessed; it is a perfumed oil from a store (see the label on the bottle).

Continue the catechesis by explaining that at Baptism water is poured on our head. Then we are anointed with oil in the shape of a cross on the very top of our head.

Question:

***Why do you think the Christian community uses blessed perfumed oil at Baptism?***

*Encourage the children to explore the idea that perfumed oil is used because it tells us we are special and that the smell or scent of the oil is a sign that something is different. In Baptism God marks me as a special person.*

*Kings and queens and other royal people are very special. When a new king or queen is crowned, he or she is also anointed, like we were at Baptism. Ask if any of the children have seen **The Lion King**? Ask if they remember the anointing at the beginning of the movie?*

*Listen to their responses. You may prompt them by reminding them of some of the things said about oil at the beginning. If necessary, remind them that oil is used to protect our bodies, to protect food from burning, to make something work better, to preserve wood. **Just as our family uses different oils for different reasons, so, too, our Church uses different oils for different reasons.***

Question:

***Why do you think the Christian community anointed you with Chrism at your Baptism?***

*Listen to their responses. Bring out the following:*

- ***We are anointed to remind us that we are part of God's royal family.***
- ***Just like any royal family, we are a special family with a special job in the world.***
- ***The Chrism reminds us that we have been joined to Jesus and given a special task or job.***

*At this point present the following catechesis on Baptism and the call to a Christian lifestyle.*

Question:

***What did Jesus do in the world?***

*Hopefully you will hear: "He loved people". "He helped them, taught them about God, healed them, and prayed for them". "He gave his life for them"; "He was kind to people who were hated and treated badly by others".*

### **Bringing The Session Home**

Questions for discussion:

- ***Can we also do this work?***
- ***Have you ever done any of these things? How?***
- ***How can young Christians help people?***
  - ***Whom can you help?***
- ***How can you teach people about God?***
  - ***Whom can you teach?***
- ***How can you heal people?***
  - ***Whom can you heal?***

*For our next session we ask that you think about saints who are important to you or who patron saints are. You may want to dress as your favourite saint and share the reasons why you have chosen that particular saint. We ask that you highlight some of the characteristics of “your” saint on a piece of paper, or recipe card for presentation.*

Closing:        Reading of Psalm 23.

## 30<sup>th</sup> Sunday in Ordinary Time (Year B) (Green Cloth)



**Welcome:** "Good morning boys & girls. Welcome!"

**Announcements:** Make any necessary announcements before the liturgy begins.

**Candles:** Select one child to help light the candles.

**Song:** *Open Our Hearts* (by Christopher Walker)

**Sign of the Cross:** Lead the children in making the Sign of the Cross.

**First Reading:** "This is a reading from the prophet Jeremiah." (*Readings may be proclaimed by a parent*)

*The Sunday Book of Readings Adapted for Children, p. 128*

"The Word of the Lord."

**Children:** "Thanks be to God."

**Responsorial Psalm:** **Children's Response:** "I praise you, O God, for all that you do."  
Verse 1: "You free the oppressed and save the poor."  
Verse 2: "The hungry are fed, the blind can see."  
Verse 3: "Happy are all who hope in you!" (*Pause in silence for a moment*)

**Alleluia:** Sing the Alleluia together.

**Gospel:** "This is a reading from the Gospel of Mark."

**Children:** "Glory to you, Lord." (*Three crosses - Lord be in my thoughts, in my words, and in my heart*)

*The Sunday Book of Readings Adapted for Children, p. 129*

"The Gospel of the Lord."

**Children:** "Praise to you, Lord Jesus Christ."

**Dialogue:** "The readings today focus on God's love for us."

"In the first reading, the prophet Jeremiah talks about how God will treat us. Do you remember any of the things that God will do for his people?" (**share** - comfort them, lead them to water, bring them back

to their home, etc.) "God always wants the best for us and that's why he sent his son, Jesus. In the Gospel, Jesus healed a blind man."

"For a few minutes, I would like you to close your eyes. You can't see anything. It is just like night. For blind people, it is always night. They can't see the blue sky, the green grass, the flowers, the autumn leaves, the snow, the rainbows or the sunset. They don't know what colours are. Open your eyes. How do you think it would feel to be blind?" (share) "In today's Gospel, we heard about Bartimaeus, who was blind. He had heard about Jesus. He shouted very loudly when people told him that Jesus was near. He believed that Jesus would help him. How do you think he felt when Jesus healed him?" (share) "There are other forms of blindness besides the physical blindness. We can be blind and block out our selfishness. Sometimes we are blind to our bad habits and don't really 'look' to see how we treat others around us. Jesus can heal us, just like he healed Bartimaeus, by helping us to see what's going on around us."

"We need to see with our eyes and we need to see with our heart as well. Jesus wants us to be the best that we can be."

#### Intentions:



"Let us pray: *(The intentions may be read by the children)*

Help us see our bad habits so we can change, we pray to the Lord.

**Children:** "Lord, hear our prayer."

Keep boys and girls safe this Halloween, we pray to the Lord.

**Children:** "Lord, hear our prayer."

Encourage the children to share their own intentions

#### Hymn:

Choose from *Catholic Book of Worship III*, your parish hymnal, or other sourced song book. Be sure it is related to the theme of today.

#### Closing:

Discuss the Home Assignment and select readers for the following week; all parents should be encouraged to read next week's readings with their children.



Name: \_\_\_\_\_

Date: \_\_\_\_\_

## 30<sup>th</sup> Sunday in Ordinary Time (Year B)

### Home Assignment



1. What do you think would be the hardest thing about being blind?

---

---

---

2. If someone were to cover your eyes for one day, what are three things you would miss seeing?

1. \_\_\_\_\_

2. \_\_\_\_\_

3. \_\_\_\_\_

3. Draw pictures of the three things that you listed in Question #2. Place a star above the thing that you would miss seeing the most.







**Ritual Session Five**  
**Week of The 30<sup>th</sup> Sunday in Ordinary Time**  
**Preparing for Hallowe'en - All Saints - All Souls**

**Note to Catechist**

*Days were once counted from sunset to sunset, and so Christian feasts begin in the evening before the day that is marked on the calendar. The evening (or "eve") of All Saints was called "All Hallows eve". "All Hallows eve" was shortened to "Hallowe'en". The evening of October 31<sup>st</sup> begins our two-day remembrance of our ancestors and heroes of the faith.*

*Many Hallowe'en customs were inherited from pre-Christian times, when people felt both respect for their ancestors and fear of death during the coming winter. After the harvest was collected and the days become short and dark, people made bonfires to welcome the spirits of the dead. The lights in jack-o-lanterns are the remains of this custom. The eerie faces carved in them were meant to scare away unfriendly spirits. Food offerings were left for the spirits, just as we give sweets to visiting trick-or-treaters.*

*People once dressed up like their dead relatives or heroes to invite the spirits of those people to return and bless them.*

*Today we sometimes dress as saints or heroes, and sometimes as ghosts or skeletons. The evening is a traditional time for singing, dancing and storytelling around the bonfires, and for enjoying delicious treats.*

***Christians know that those who have died in Christ share now in the Resurrection of Christ. With and in Christ we all triumph over all our human struggles including death. We use these days to remember and reconnect with our departed saints and to retell their stories. Our Hallowe'en customs help us to have fun as we experience the many symbols and appreciate the richness of the feast. Christ's victory over darkness and death lies at the root of what we celebrate with costumes, masks, and games, as we share our joy at being part of God's holy people.***

**GOALS**

This session is intended to help the candidates:

- *Understand the true meaning of Hallowe'en*
- *Understand that because we may dress up in different garments it doesn't change who we are on the inside*
- *Understand that through our Baptism we are and always will be children of God.*

### Supplies and Environment

- Name tags
- A chair, mat or cushion for each person present
- A table with three small/medium pumpkins on it
- A second table
- A white tablecloth with the liturgical colour of the season
- A cross
- A Bible or Lectionary opened at Revelation 7: 13-14, 17
- A candle
- A bowl of water
- A jug of perfumed olive oil.
- Baptismal Register
- Refreshments

### Prepare the Ritual Area

Arrange as in last Session.

### GATHERING

Welcome / Introductions

Leader: (Raise arms straight up twice with energy and vigour)

**Blessed be God! O blessed be God!**

All: ***Blessed be God! O blessed be God!***

Leader: (cup hands around mouth)

**Who calls you by name**

All: ***Who calls you by name***

Leader: (sign of the cross)

**Holy and chosen one!**

All: ***Holy and chosen one!***

Leader: *Revisit the home activity of the last session.*

*Introduce the topic of Hallowe'en for discussion. What has been their experience of Hallowe'en? Are there any customs, traditions that they celebrate as a family? If so, name them and explain their significance.*

Question:

***What is Hallowe'en all about?***

*Wait for answers.*

### ***The Story of the "Three Pumpkins"***

- *The story touches several central mysteries of our faith: Baptism, belonging to the light; forgiveness, conversion, and transformation; new life and life eternal.*
- *Display three pumpkins:*
  - *the first without any face carved or painted;*
  - *The second with a face painted with a black marker;*
  - *The third with eyes, ears, nose, and mouth carved out but with the cut-out pieces plugged into the holes.*
  - *You will also need a candle and a match.*

***Once upon a time there were three little pumpkins.*** (point to the three pumpkins).

***The first little pumpkin*** (point to the plain pumpkin) ***said, "I want to remain just as I am. I never want to change."***

***The second pumpkin*** (point to the pumpkin with the painted face) ***said, "I want to be a jack-o'-lantern but I don't want to let go of what I already have. I want to change but I'm afraid to let anyone carve eyes, a nose, and a mouth out of my shell. So I won't change either."***

***The third little pumpkin*** (point to the carved pumpkin) ***said, "I want to shine like the sun. And in order to let the light come out of me I need to lose part of myself. I need to change. Open my eyes, ears, nose, and mouth and put a lighted candle inside me." (Take off the lid of the third pumpkin. Set a lighted candle inside, and take out the plugs in its eyes, nose and mouth.)***

***The third little pumpkin wanted to become a jack-o'-lantern, even at the cost of losing some of itself. And so, the light shone out of its nose. The light shone out of its eyes. The light shone out of its mouth.***

***After a while the first little pumpkin rotted away and disappeared into the soil.***

***After a while the second little pumpkin did the same.***

***And after a while the third little pumpkin shrivelled and turned back to soil too. But its light seemed to grow even brighter because there was nothing blocking it.***

***The light of the third little pumpkin, together with the light of all the other jack-o'-lanterns, made the night become brighter than day, and darkness went away forever.***

*(This story was written by Mr. Speltz, Religious Education Coordinator, St. Kevin's Parish, Minneapolis, MN.)*

Questions: ***What did you hear?***

*Hopefully you will hear:* that the third pumpkin wanted to be light for all those around; the second pumpkin wanted to change but did not want to be carved; the first pumpkin was afraid to change.

***How can we identify with the pumpkins?***

*Hopefully you will hear:* change our ways, be light to those around us by being kind, sharing our gifts of hospitality, caring, sharing, etc. with others; welcoming new friends; visiting and spending time with the elderly, etc.

### **PROCESSION (COME)**

The procession will consist of the following:

**A candidate to carry the cross**

**A candidate to carry the cloth(s)**

**A candidate to carry the Lectionary or Bible**

**A candidate to carry the Candle**

**A candidate to carry a bowl of water**

**A candidate to carry a jug of oil**

**A candidate to carry the Baptismal Register**

Team Leader *Ask those selected for the procession to go to the back of the room where someone waits to hand them the objects they will carry.*

*Invite the group to be quiet and waits for a few minutes until there is silence.*

Presider: ***In the name of the Father +  
and of the Son  
and of the Holy Spirit.***

All: ***Amen.***

Presider: ***Let us pray for the gift of God's Spirit as together we continue our journey to the table of the Lord.***

***Loving God,  
You gather us to celebrate and to give thanks that you have  
called us by name.  
Bless these symbols  
as they help us remember  
that you are with us.***

One candidate spreads the **cloth** on the table

***May this table be a sign that we are all one family sharing our life together.***

The cross bearer holds the **cross** high and, after the prayer below, places the cross on the table.

***May this cross always be a sign to us of your great love.***

The Book bearer holds the **Lectionary** (or **Bible**) high and, after the prayer below, places the book on the table.

***May the Word be rich food for our minds and hearts.***

The Candle bearer holds the **candle** high, and after the prayer below, places the candle on the table

***May this candle remind us that Jesus our light shows us the way to you***

Candidate holds the bowl of **water** high, and, after the prayer below, places the bowl on the table.

***May this water remind us of our Baptism***

Candidate holds the jug of **oil** high, and after the prayer below, places the jug on the table.

***May this oil help us be open to the healing, and strengthening power of God.***

Candidate holds the **Baptismal Register** high, and after the prayer below, places the Register on the table.

***May this Baptismal Register remind us that we are children of God.  
This we ask through your Son, Jesus our Lord.***

All: ***Amen.***

Presider: ***On the day of your Baptism you were claimed for Christ. As you prepare to celebrate the Sacraments of Confirmation and Eucharist, the Christian community holds you in its heart. Remember that God loves you.***

*Presider goes to each one present, and signs each one on the forehead with the sign of the cross, using the whole hand, saying:*

(Name) ***the Christian community greets you joyfully again today with the sign of Jesus' cross, by which he has claimed you.***

## **THE WORD OF GOD (LISTEN)**

*A Team leader leads the group in the "Listen" song*

Leader: ***Listen with your heart*** (action: point to ears then place hands crossed over heart)  
***Listen to the Good News*** (action: point to ears and hold out palms of hands)  
***Hear what God is saying*** (action: point to ears and point to sky)  
***To you and me.*** (action: point to each other and yourself).  
(Repeat)

Proclaimer of the Word: **Matthew 5: 1-12 "The Beatitudes"**

***The Word of the Lord***

All: ***Thanks be to God.***

*Return the bible to its place on the table.*

## **LITANY OF THE SAINTS**

Leader:	<b>Lord, have mercy.</b>	All:	<b><i>Lord have mercy.</i></b>
	<b>Christ, have mercy.</b>		<b><i>Christ have mercy.</i></b>
	<b>Lord, have mercy.</b>		<b><i>Lord have mercy.</i></b>
	<b>Holy Mary, Mother of God</b>		<b><i>Pray for us.</i></b>
	<b>Holy Angels of God</b>		<b><i>Pray for us.</i></b>

St. Abraham and St. Sarah	<i>Pray for us.</i>
St. John the Baptist	<i>Pray for us.</i>
St. Joseph	<i>Pray for us.</i>
St. Peter and St. Paul	<i>Pray for us.</i>
St. Mary Magdalene,	<i>Pray for us.</i>
St. Stephen,	<i>Pray for us.</i>
St. Agnes	<i>Pray for us.</i>
St. Margaret	<i>Pray for us.</i>
St. Catherine	<i>Pray for us.</i>
St. Francis	<i>Pray for us.</i>
St. Clare	<i>Pray for us.</i>
St. Dominic	<i>Pray for us.</i>
St. Theresa	<i>Pray for us.</i>
St. Elizabeth Ann Seton	<i>Pray for us.</i>

*Call the children to come forward one at a time to share information about their favourite saint. When they have finished, invite them to say the name of their saint again and all will respond... "Pray for us".*

*If this part of the celebration is taking place in the Worship Area of the church invite the children when they have finished the prayer to place their piece of paper on the **uncovered altar stone, and remain standing in the sanctuary.** After all have shared their stories, invite those seated to join the candidates making a large circle around the altar.*

Leader: *Take the Baptismal Register and hold it high.*

***Because of our Baptism, all of us who are gathered here have had our names WRITTEN in a Baptismal Register in the parish where we were baptized, just like the saints who have gone before us.***

Question: ***What made the saints so special?***



*Hopefully you will hear:* because they lived good lives, taking care of others; they were not afraid to let their light shine through the darkness; they believed that God would take care of them; they lived the Beatitudes, fed the hungry, clothed the naked; like the story of the third pumpkin they became light for the world to see the glory of God.

Leader: ***Tonight, we honour all men and women who have faithfully followed Christ during their lives. We too, can model our lives on these saints. Because, guess what, we are all potential saints. We praise the glory of God reflected in these men and women and we rejoice that we too are called to become holy.***

*Place the Baptismal Register on top of the last information sheet on the altar stone.*

Leader: ***All holy men and women***

All: ***Pray for us.***

Leader: ***We praise you, O God, and we honour all your holy ones.  
We ask the help of those men, women and children who  
struggled against evil and stood firm.  
Who loved one another.  
Who worked for justice and peace.  
Who healed the sick and fed the hungry.  
We on earth and they in heaven  
sing one song of praise.  
We in grace and they in glory  
form one communion in Christ, your Son.  
Make us and all those we love  
worthy to be called your saints.  
  
We ask this through Christ our Lord.***

All: ***Amen.***

*Close this part of the session by singing or saying:*

***Blessed be God! O blessed be God!***  
All: ***Blessed be God! O blessed be God!.***

## **REFRESHMENTS**

### **CATECHESIS ON THE EXPERIENCE**

Team Leader: ***Blessed be God! O blessed be God!***

All: ***Blessed be God! O blessed be God!***

*Everyone should be sitting in silence for a few minutes. In a soft voice, invite the participants to look at the table and focus on the Baptismal register. All of our names are written in a Baptismal Register. This Holy Book contains all kinds of information, beginning with our Baptism. After we celebrate the Sacraments of Confirmation and First Communion notations of these celebrations are also recorded next to our name. If we choose to marry, that is also recorded. Remember the piece of scripture from Isaiah in one of our first gatherings **"I will never forget you my people, I have carved you on the palm of my hand"**. The Church has also carved us in its hands through this register.*

### **Connecting With Baptism**

*Ask the candidates to name the symbols on the table and share how they are used during the Rite of Baptism.*

*Hopefully you will hear: the cross; sign of being a Christian; scripture readings throughout the rite; blessing of water; sacred oil being poured on the crown of our heads; Baptismal register where our Baptism is recorded.*

### **Bringing The Session Home**

#### **Questions For Discussion**

- ***Reread the Scripture of Matthew 5: 1-12 The Beatitudes***
- ***Which part of the Beatitudes does the saint that you chose to share about model the Beatitudes?***

***For our next session, please wear a piece of clothing that means something special to you: e.g. a gift from someone special, something that is a favourite colour, something that feels good next to your skin, part of the uniform of some group you belong to, your favourite sports team's jersey or cap. If the article of clothing does not fit you now, bring it with you to show the group.***

Leader: **For our closing this evening we are going to form a procession led by the Cross and we will march around the inside of the church (or the outside of the church) singing: "When the Saints Go Marching In" (or "We Sing of the Saints" or another appropriate song).**



**Ritual Session Six**  
**(All Saints/All Souls)**  
**Clothing With A White Garment**

(Adapted from *Come Spirit of God*, Leader's Guide, pp. 49 -63)

**Note to Catechist:**

*Clothing the newly baptized in a special garment is an ancient element of Christian initiation and points to a new identity for the newly baptized. The colour white still resonates with contemporary popular culture, for most of us white speaks of newness and purity. This idea is even found in scripture, where the Book of Revelation says, "They had washed their robes and made them white in the blood of the lamb" (Revelation 7: 14).*

*The priest's words during this ritual action point to the change in the person and acknowledge the role of the Christian community in the believer's life.*

**(Name), you have become a new creation, and have clothed yourself in Christ. See in this white garment the outward sign of your Christian dignity. With your family and friends to help you by word and example bring that dignity unstained into the everlasting life of heaven.**

*This garment is not simply a uniform, or Baptism gift, or souvenir. The priest's words clearly explain its meaning. Baptism makes us more than just followers of Christ; we are members of Christ's body. We have taken on his identity: "In him we live and move and have our being" (Acts 17: 28)*

*Young children can understand this concept through their familiarity with uniforms. In our culture, various types of clothing hold special significance: school and sports team uniforms, military uniforms, police and firefighter uniforms. These reveal something about the concept of putting on an identity. Those who wear the uniform must maintain the dignity of the group; their behaviour must typify the group ideal and must bring the group honour.*

*Your task is to help lead the children to see that putting on the Baptismal garment means all this and much more; it is a sign of "putting on" Christ. Christ is our invisible garment from the moment of Baptism – and nothing can remove it. Being clothed in a Baptismal garment is a visible sign of an invisible change brought about by the waters of Baptism. We are part of Christ, not just followers or admirers. We are a sign of Christ in and for the world.*

**The Cross**

*The Sign of the Cross is made on the person's forehead at the beginning of the celebration of Baptism with these words, which we have echoed at the beginning of the previous sessions:*

**(Name), the Christian community welcomes you with great joy. In its name I claim you for Christ our Saviour by the Sign of his Cross.**

*We use the Cross in this session in order to talk about both the source of our new life and identity, and the challenges we will face because of them. The new life and new identity given in Baptism come through Christ as a result of his death and Resurrection. The Sign of the Cross and the Cross speak of both his death and his Resurrection. In Baptism Jesus' Cross becomes ours: to share his new life we must also share his Cross. Putting on the white garment implies taking up the Cross. It is part of our identity as Christians. For this reason, Pope John Paul II gave the youth of the world a Cross, the World Youth Day Cross, as a focal point of their World Youth Day activities.*

*Our many uses of the Cross help us remember that we have been clothed in Christ. For example:*

- *We are welcomed with the Sign of the Cross at the beginning of the Baptismal liturgy.*
- *We make the sign of the Cross with holy water whenever we enter a church building.*
- *A Cross leads our entrance procession at Mass.*
- *We make the Sign of the Cross when we begin and finish praying.*
- *Some people wear a Cross to proclaim quietly their new identity to the world.*

## **GOALS**

This session is intended to help the candidates:

Understand why we are clothed in a special white garment during the celebration of our Baptism

Expand their appreciation of the meaning and importance of the Cross

Understand that, in Confirmation, God strengthens us for the life to which we are called at Baptism: by our own lives to show Christ to those around us and to our whole world.

## **Supplies and Environment**

- An item of clothing with special meaning brought or worn by each leader
- A Baptismal garment
- Name tags
- A chair, mat or cushion for each person present
- A table
- A white tablecloth with the liturgical colour of the season
- A Cross
- A Bible or Lectionary : Galatians 3: 27, 28b: Philippians 2:5
- A candle
- A bowl of water
- A jug of oil
- Baptismal Register
- Refreshments

## Prepare the Ritual Area

Arrange as in last session

## GATHERING

Welcome/Introductions

Leader: *(raise arms straight up twice with energy and vigour)*

**Blessed be God! O blessed be God!**

All: ***Blessed be God! O blessed be God!.***

Leader: *(cup hands around mouth)*

**Who calls you by name**

All: ***Who calls you by name.***

Leader: *(Sign of the Cross)*

**Holy and chosen one!**

All: ***Holy and chosen one!***

Leader: *Introduce today's session:*

***Today we're going to talk about Baptism clothing. But let's begin by talking about the clothing we brought. Everyone was asked to wear or bring some special item of clothing for this session. It may be special for many different reasons: a gift, a favourite colour, a lucky sweater, or some other reason.***

*Invite the candidates to explain the "specialness" of their item of clothing. If any of them did not bring or wear a special item of clothing, invite them to simply tell about one.*

*Conclude this opening discussion with words such as:*

***We are going to move to another space where we will pray and sing and think more about special clothing. Again, you will need to use all of our five senses – sight, sound, touch, smell, taste - and your memory.***

## RITUAL EXPERIENCE - Clothed in Christ

### PROCESSION (COME)

The procession will consist of the following:

A candidate to carry the **Cross**

A candidate to carry the **cloth(s)**

A candidate to carry the **Bible** or **Lectionary**

A candidate to carry the **candle**

A candidate to carry the **Baptismal Register**

A candidate to carry a **bowl of water**

A candidate to carry the **jug of oil**

A candidate to carry the **white garment**

Team Leader: *Ask those selected for the procession to go to the back of the room where someone waits to hand them the objects they will carry.*

*Invite the group to be quite and wait for a few minutes until there is silence.*

Presider: ***In the name of the Father +  
and of the Son  
and of the Holy Spirit.***

All: ***Amen.***

Presider: ***Let us pray for the gift of God's Spirit as together we continue our journey to the table of the Lord.***

***Loving God,  
You gather us to celebrate and to give thanks that you have  
called us by name.  
Bless these symbols  
as they help us remember  
that you are with us.***

One candidate spreads the **cloth** on the table

***May this table be a sign that we are all one family sharing our life together.***

The Cross bearer holds the **cross** high and, after the prayer below, places the Cross on the table.

***May this Cross always be a sign to us of your great love.***

The Book bearer holds the **Lectionary** (or **Bible**) high and, after the prayer below, places the book on the table.

***May the Word be rich food for our minds and hearts.***

The Candle bearer holds the **candle** high, and after the prayer below, places the candle on the table

***May this candle remind us that Jesus our light shows us the way to you.***

Candidate holds the bowl of **water** high, and, after the prayer below, places the bowl on the table.

***May this water remind us of our Baptism.***

Candidate holds the jug of **oil** high, and after the prayer below, places the jug on the table.

***May this oil help us be open to the healing, and strengthening power of God.***

Candidate holds the **Baptismal Register** high, and after the prayer below, places the Register on the table.

***May this Baptismal Register remind us that we are children of God.***

Candidate holds the **White Garment** high and after the prayer below, places it on the table.

***May this White Garment remind us that Christ is our invisible garment from the moment of our Baptism.***

***This we ask through your Son, Jesus our Lord.***

All: ***Amen.***

Presider: ***On the day of your Baptism you were claimed for Christ. As you prepare to celebrate the Sacraments of Confirmation and Eucharist, the Christian community holds you in its heart. Remember that God loves you.***

### **THE WORD OF GOD (LISTEN)**

*A Team leader leads the group in the "Listen" song*

Leader: ***Listen with your heart*** (action: point to ears then place hands crossed over heart)

***Listen to the Good News*** (action: point to ears and hold out palms of hands)

***Hear what God is saying*** (action: point to ears and point to sky)

***To you and me.*** (action: point to each other and yourself).

*(Repeat)*

### **PROCLAMATION OF THE WORD:**

Paul to the Galatians 3: 27, 28b

Paul to the Philippians 2: 5



## **The word of the Lord**

All: **Thanks be to God.**

*Return the Lectionary (or Bible) to its place on the table and invite all to be seated. After a few moments of silence say:*

***In the letter I just read, Paul, an important follower of Jesus, tells how Baptism has changed us. On the day of our Baptism, after we were anointed on the crown of our head with chrism, Paul's words were spoken to us and we received special Baptismal clothing.***

*Go to the participant beside you and invite that person to stand. Trace a large Cross on the front (or the forehead) of the participant without touching him/her. The Cross should stretch from head to toe and from one side of the body to the other. While tracing the Cross, say:*

***(Name), you have become a new creation, and have clothed yourself in Christ.***

*With a gesture, signal this person to remain standing. Using the customary gestures have the whole group sing or say:*

Leader: **Blessed be God! O blessed be God!**

All: ***Blessed be God! O blessed be God!***

*When everyone has been signed with the Cross invite all to stand in silent prayer for a moment. Then say:*

***Blessed are you, Lord our God for new living things:  
for baby brothers and sisters,  
for kittens and puppies,  
for seeds that grow into plants.***

Sing or say: ***Blessed be God! O blessed be God!***

All: ***Blessed be God! O blessed be God!.***

Leader: ***Blessed are you, Lord our God  
for new beginnings:  
for the first day of school,  
for New Year's Day,  
for every morning.***

Sing or say: **Blessed be God! O blessed be God!**

All: ***Blessed be God! O blessed be God!.***

Leader: ***Blessed are you, Lord our God  
for our new life:  
for Jesus,***

*for the family of God,  
for new ways of being in the world.*

Sing or say: **Blessed be God! O blessed be God!.**

All: ***Blessed be God! O blessed be God!.***

Leader: ***Loving God, may we remember all that you have done for us.***

All: ***Amen.***

### **Getting In Touch With The Experience**

*At this point the leaders change roles.*

*Invite everyone to recall what you have done together so far in this session. Ask them to think about the discussion of their special clothes and about the ritual. Ask them to remember what they heard and saw.*

*Using the following questions, one at a time, to help the candidates remember the ritual. Wait for responses. Do not be afraid of silence. Allow everyone a chance to respond before moving on to the next question. Do not pressure anyone to speak.*

Question:

#### ***What did you hear?***

*Hopefully you will hear: "My name"; "You have become a new creation, and have clothed yourself in Christ" or individual words or phrases from the scripture reading or ritual quote; the phrase "the mind of Christ"; "Everyone singing".*

#### ***What did you see?***

*Hopefully you will hear: "Everyone listened to the readings"; "The leader made a big cross on me and on everyone"; "The leader had to stretch and bend down low to make the cross"; "People stayed standing after their turn"; "Everyone doing the movement song".*

#### ***What did you feel?***

*Hopefully you will hear: special, nervous, confused if "confused" is a response, ask them what was confusing and assure them that you will clear up their confusion as the session progresses. (Do not offer explanations right now.)*

***Is there anything else you remember?***

*Close this part of the session by singing or saying:*

Leader: **Blessed be God! O blessed be God!**

All: ***Blessed be God! O blessed be God!***

## **REFRESHMENTS**

### **CATECHESIS ON THE EXPERIENCE**

Team Leader: **Blessed be God! O blessed be God!**

All: ***Blessed be God! O blessed be God!***

*Everyone should be sitting in silence for a few minutes. Recall that the group has been focusing on clothing today. Recall that we wore or brought special clothing and that we heard that we have been clothed in Christ. Then invite the group to reflect in silence on this question:*

***If you could choose a new piece of clothing, what would you select?***

*Allow time for everyone to answer and to briefly explain their choice. Try to get the children to share “why”.*

*Ask the children:*

***How would the new piece of clothing make you feel?***

*After a few moments ask:*

### **Helping the Children Make The Connection With Baptism**

Leader: ***Let us talk now about a special kind of clothing: uniforms. Who puts on uniforms?***

*Hopefully you will hear: “sports teams”, “students at some schools”, “Sparks”, “Brownies”, “Guides”, “Beavers”, “Cubs”, “soldiers and other military”, “police”, “firefighters”, and “religious”; “Many workers wear a company uniform”.*

*Continue the discussion along the following lines:*

***Sometimes we join a team or club or group that has a uniform.***

***When we wear their uniform we know we belong.***

***When people see us in a uniform they know something about us because we are wearing that uniform. For example, when we see people in firefighters’ uniforms we***

***know they will help us if we need it, even if we don't know their names or anything else about them***

*Turn the discussion to focus on the Baptismal garment using words such as:*

**Uniforms are special clothing for people who belong. On the day of your Baptism you were dressed in special white clothing. You belong to the family of God.**

*Take the Baptismal garment and hold it up for all to see and say:*

***We call this a Baptismal garment; "garment" is just another word for clothing.***

***Have you seen a picture of yourself in your Baptismal clothing?***

***What was your Baptismal garment like?***

*Hopefully you will hear: "a long white robe"; "a white suit"; "It was the same one worn by others in the family"; "It was made by a relative".*

*It is possible that some did not wear or receive a special white garment. In that case the priest touched them with a white piece of cloth (maybe his stole) as a sign of being clothed in Christ. If so, tell them that this is an acceptable way of saying we are being clothed in Christ.*

***The special Baptismal garment is usually all white and covers all of you.***

***Why do you think the Christian community dressed you in something white that covers all of you?***

*Listen to their responses. Lead the children to see that white reminds us of newness; newly fallen snow, a piece of new white paper, a new page in a school workbook, etc. Say:*

***These things are new and white. For them anything is possible: wonderful things can happen to them. And when something white is washed it looks new again. It's like a new beginning.***

*Continue by recalling that in the reading, we heard Jesus' friend Paul say that baptized people are a new creation; because of our Baptism we are new again.*

*Remind the children that we have learned that we have God's new life in us and we now belong to a new family, God's family. Our whole self is new. This makes us a whole new person, different from before our Baptism. That is why we receive something white that covers our whole body.*

Question:

***In one way we become like a new person in Baptism. Who do you think you become when you are Baptized?***

*If the children answer correctly – Jesus Christ – congratulate them; if not simply tell them. Say:*

***But I am not Christ by myself; I am part of him.***

*Explain this as follows:*

***Isn't this strange! In Baptism we become so much like Jesus Christ that we become a different person; we become part of him.***

***We don't look different or speak a new language; we may not even feel differently.***

***No one can tell, not even an x-ray machine or a blood test. But we have new life – God's gift of his help, his grace, which helps us choose how to act all life long. This is what makes us different. We belong to Jesus Christ; we are part of him.***

***Just like my finger belongs to me and is a part of me, I belong to Jesus Christ and I am part of him.***

*You may want to make a reference to last week's session regarding costumes for Hallowe'en:*

***Did the costume that you wore change how you were on the inside?***

*Ask the candidates if they have ever seen anyone else at church dressed in a special white garment?*

*Hopefully you will hear: "the priest", "altar servers", and perhaps other ministers at Mass.*

Question: ***Why do you think these people wear a white garment like their Baptismal garment?***

*Hopefully you will hear: "to remind us of Jesus and his new life in us"; "to remind them that they have been clothed in Christ in Baptism"; "to remind us that we are all part of the family of God".*

*Remind everyone that Jesus' death on the Cross and his Resurrection are linked to the Cross. The Cross is a symbol of self-giving so that others may live fully. The mystery is that when we give of ourselves, not only do others live fuller lives, but so do we. Because our Baptism identifies us with Christ and his Cross, we are called to live differently. We are to be visible signs of Christ working in the world.*

*Point to the Cross on the table. Explain:*

***The Cross reminds us that Jesus died, rose to new life and shares new life with us.***

***We can't wear our special white baptismal garment forever. But the Cross can remind us that from now on we are clothed in Christ, that we are part of Christ, that we are meant to be like him in the world.***

***We can make the Sign of the Cross anytime. Every time we do, we should remember that in baptism we have clothed ourselves in Christ.***

***Let us sign ourselves with the Sign of the Cross now.***

### **Connecting With Confirmation And Eucharist**

*If we remember that we are a new creation and have been clothed in Christ, we will try to think like him and do what he would do, and say what he would say. St. Paul says we have to think with the mind of Christ. This is part of our work as God's royal family.*

Question:

***Can you think of times when you might need to try and think like Jesus?***

*Answers will vary. One of the adults might have to lead off with an example. Help the candidates to be specific in their discussion.*

***Is this an easy way to live?***

*Hopefully you will hear: "No."; "Sometimes I won't be sure what Jesus would do or say."; "Sometimes it's easier to do the wrong thing or nothing at all."; "Sometimes it's scary to tell the truth – I might get in trouble."; "It's hard to be someone's friend when others are picking on them."; "People might not listen if I tell them they are doing something bad."; "People might make fun of me if I refuse to follow a leader who wants me to do something bad."*

*Remind the group that since we are members of God's family and part of Christ's body, we are never alone. Help is available. When we are anointed at Confirmation the minister rubs the oil into our skin using the Sign of the Cross. In Confirmation the Church prays with us in a special way that we will be able to remember who we are and will remember to ask the Holy Spirit to help us.*

*Point out that Jesus was filled with the Spirit. Explain that it is the strength of the Holy Spirit that helps us to be more like Christ. We are never so weak or so bad that the Holy Spirit cannot help us.*

*The Church uses special words to tell us some of the many ways the Holy Spirit can help us.*

- ***When we are not sure what Jesus would do or say, the Holy Spirit can help us think about Jesus more clearly, find others who can help us understand, and finally make a***

***good decision about what needs to be done. The Church calls this help the gift of “right judgment”.***

- ***When doing the right thing seems scary, the Holy Spirit can help us to remember Jesus and be brave like him. The Church calls this help the gift of “courage”.***

*Continue the catechesis, explaining that Jesus taught people in many ways. Often he would teach people by sharing a meal with them. Explain that Jesus still teaches at a meal. Each Sunday when we gather for Eucharist we are taught through the Word of God being proclaimed, and we are fed by God with the gift of Jesus’ body and blood. It is important for the entire community to gather for this special meal.*

#### **BRINGING THE SESSION HOME**

- *At home, read together the letter, “Clothed in Christ,” pg. 16*
- *Continue the conversation of special garments*
- *At home, pray together the Prayer of St. Francis (make copies and distribute):*

#### **The Prayer of St. Francis of Assisi (Adapted)**

Lord, make me a messenger of your peace.  
Where there is hatred, let me bring love;  
where there is hurt, let me bring forgiveness;  
where there is fear, let me bring faith;  
where there is worry, let me bring hope;  
where there is darkness, let me bring light;  
where there is sadness, let me bring joy.

O Divine Master,  
help me not to be selfish.  
Help me help others even more often  
than I ask for help.  
Help me understand others even more  
than I ask others to understand me.  
Help me love others even more than they love me.

For whenever we give, we receive;  
and whenever we forgive, we are forgiven;  
and when we die, we are born to eternal life with you .

Leader: ***For our next gathering, please bring with you your Baptismal candle.***

***If you do not have one, let us know and we will have one ready for you.***

Leader: **Blessed be God! O blessed be God!**

All: ***Blessed be God! O blessed be God!***

Leader: **Who calls you by Name!**  
All: ***Who calls you by Name!***

Leader: **Holy and chosen one!**  
All: ***Holy and chosen one!***





## 32<sup>nd</sup> Sunday in Ordinary Time (Year B) (Green Cloth)



**Welcome:** "Good morning boys & girls. Welcome!"

**Announcements:** Make any necessary announcements before the liturgy begins.

**Candles:** Select one child to help light the candles.

**Song:** *Open Our Hearts* (by Christopher Walker)

**Sign of the Cross:** Lead the children in making the Sign of the Cross.

**First Reading:** "This is a reading from the first book of Kings." (*Readings may be proclaimed by a parent*)

*The Sunday Book of Readings Adapted for Children, p. 132*

"The Word of the Lord."

**Children:** "Thanks be to God."

**Responsorial Psalm:** **Children's Response:** "I praise you, O God, for all that you do."  
Verse 1: "You free the oppressed and save the poor."  
Verse 2: "The hungry are fed, the blind can see."  
Verse 3: "Happy are all who hope in you!" (*Pause in silence for a moment*)

**Alleluia:** Sing the Alleluia together.



**Gospel:** "This is a reading from the Gospel of Mark."

**Children:** "Glory to you, Lord." (*Three crosses - Lord be in my thoughts, in my words, and in my heart*)

*The Sunday Book of Readings Adapted for Children, p. 133*

"The Gospel of the Lord."

**Children:** "Praise to you, Lord Jesus Christ."

**Dialogue:** "The readings today focus on giving generously because we have faith."

"In the first reading, why was the woman gathering sticks?" (**share** - to build a fire to make bread) "The prophet Elijah asked the woman to give him some bread. Why was this going to be difficult for the woman?" (**share** - she only had enough for her and her son) "What

was going to happen once the woman and her son ate the bread?" (**share** - they would die because they would not have any more food)

"Instead, what happened once the woman made bread for Elijah, herself and her son?" (**share** - the flour and oil didn't go empty) "Because of her faith in God, the woman trusted and made the bread. Because she was generous, she was rewarded with God's generosity and had a never-ending supply of flour and oil."

"In the Gospel today, Jesus noticed the poor widow. Why was he so impressed with her?" (**share**) "The rich people gave money that they didn't need, but the widow gave everything she had. But we don't always have to give money to show that we care. What else could we do to show that we care about others? (**share** - do something nice, make a card, give a smile or a hug, etc.) "What we give or do is not as important as why we do it. We should always do things for others because we care or love them, not because we think we will get a prize or because we want something in return. How do you feel when someone shares or does something nice for you?" (**share**) "Does it always feel good when we share?" (**share** - [help the children acknowledge that they don't always want to share; sometimes they have to share and be nice to others who haven't been nice to them]) "Sometimes sharing makes us grumpy, but it is important to keep on sharing and being nice even though it's not always easy."

"Remember, sharing and giving is a way to show love and it makes Jesus happy. This week, try to share with someone you don't normally share with."

Intentions:



"Let us pray: (*The intentions may be read by the children*)

For those who share with us, we pray to the Lord.

**Children:** "Lord, hear our prayer."

That we share and help others, we pray to the Lord.

**Children:** "Lord, hear our prayer."

Encourage the children to share their own intentions.

Hymn:

*Choose from Catholic Book of Worship III, your parish hymnal, or other sourced song book. Be sure it is related to the theme of today.*

Closing:

Discuss the Home Assignment and select readers for the following week; all parents should be encouraged to read next week's readings with their children.



Name: \_\_\_\_\_

Date: \_\_\_\_\_

## 32<sup>nd</sup> Sunday in Ordinary Time (Year B)

### Home Assignment



1. The women in the readings were very generous. What are some of the ways that you could be "generous" to your family and friends?

---

---

---

2. The women were generous because they had faith in God. What are some of the things that you do to show that you believe in God?

---

---

---

3. Draw a picture of the woman, her son, and the prophet Elijah sharing bread. Show a full jar of flour and a full bottle of oil in the background.





**Ritual Session Seven**  
**33<sup>rd</sup> Sunday in Ordinary Time**  
**Enlightened by Christ - Baptismal Candle**

(Adapted from *Come Spirit of God, Leader's Guide*, pp. 64 -78)

**Note to Catechist**

*This session explores the presentation of the lighted candle, the third of the four explanatory Baptismal Rites. The parents, godparents and the entire assembly are reminded that this child has been enlightened by Christ. Parents, godparents and all assembled are also reminded that they too are to keep the flame of faith burning brightly.*

Leader:       ***Receive the light of Christ.***  
                  ***Parents and godparents,***  
                  ***this light is entrusted to you to be kept burning brightly.***  
                  ***These children of yours have been enlightened by Christ.***  
                  ***They are to walk always as children of the light.***  
                  ***May they keep the flame of faith alive in their hearts.***  
                  ***When the Lord comes,***  
                  ***may they go out to meet him***  
                  ***with all the saints in the heavenly kingdom.***

*Jesus called himself the light of the world: "I am the light of the world. Whoever follows me will never walk in darkness but will have the light of life" (John 8: 12). All light and life find their source in God. The light of Christ always reveals God. Those enlightened by Christ recognize the presence of God and are led by the Spirit in the ways of God.*

*But Jesus did not stop at calling **himself** the light of the world. In the Sermon on the Mount, Jesus told his followers that **they** are the light of the world, too.*

*"You are the light of the world. A city built on a hill cannot be hidden. No one after lighting a lamp puts it under the bushel basket, but on the lamp stand, and it gives light to all in the house. In the same way, let your light shine before others, so that they may see your good works and give glory to your Father in heaven" (John 5: 13-16).*

*In Baptism we receive the light of Christ, our faith is awakened, and we have Christ and the Spirit as our guides. In Confirmation the Church prays that we might live in such a way that others are drawn to the light of God.*

*This session begins with the candidate's experience of many different sources of light; flames (fire, candles, lanterns, torches, oil lamps); bulbs (regular, neon); in the cosmos (stars, planets, moon).*

*We know that light from the sun makes it possible for plants and animals to thrive. The energy that we rely on to play, sleep and work comes from the food we eat, which has received its energy from the sun.*

*The energy from the sun is stored inside us and keeps us healthy. We can feel the energy and effects of the sun and how it makes a difference in our lives.*

**IT IS RECOMMENDED THAT THE PASCHAL CANDLE BE USED FOR THIS SESSION. If this is not possible use a large pillar candle.**

### **GOALS**

- Understand why a candle is used in the celebration of Baptism
- Expand their appreciation of the meaning and importance of sharing the light of Christ
- Understand the role of Confirmation in their lives.

### **Supplies and Environment**

- Paschal Candle with stand – matches/lighter
- Baptismal candle for each candidate
- Tapers for the adults
- Candle snuffer
- Name tags
- A chair, mat or cushion for each person present
- A table
- A white tablecloth with the liturgical colour of the season
- A cross
- A Bible or Lectionary: John 8: 12
- A bowl of water
- A jug of oil
- Baptismal Register
- Baptismal garment
- Refreshments

### **Prepare the Ritual Area**

*Arrange as in last session*

### **GATHERING**

Welcome/Introductions

Leader: *(raise arms straight up twice with energy and vigour)*

**Blessed be God! O blessed be God!**

All: ***Blessed be God! O blessed be God!***

Leader: *(cup hands around mouth)*

**Who calls you by name**

All: ***Who calls you by name.***

Leader: *(Sign of the Cross)*

**Holy and chosen one!**

All: ***Holy and chosen one!***

*Introduce today's session.*

***Today, we are going to talk about light. Choose a partner and for the next two minutes talk together about as many kinds of light as you can think of.***

*After the two minute brainstorming, invite everyone to share their ideas. Invite them to talk briefly about their favourite kind of light. For example: flames, (fire, candles, lanterns, torches, oil lamps); bulbs (flashlights, headlights, street lights, neon lights, night lights); the cosmos (stars, planets, the moon). If no one has spoken of the sun as a source of light, mention how important this source of light is and then discuss how light from the sun makes it possible for plants and animals to thrive. The energy that we rely on to play, sleep and work comes from the food we eat, which has received its energy from the sun. The energy from the sun is stored inside us and keeps us healthy. We can feel the energy and effects of the sun and how it makes a difference in our lives.*

Question:

***How does light help us?***

***Is there any kind of light you do not like?***

*Conclude this opening discussion with words such as:*

***We are now going to move to another space where we will pray and sing and use a special candle. You will need to use all of your live senses – sight, sound, touch, smell, taste – and your memory.***

## **RITUAL EXPERIENCE - Enlightenment**

### **PROCESSION (COME)**

The procession will consist of the following:

A candidate to carry the **cross**

A candidate to carry the **cloth(s)**



A candidate to carry the **Lectionary** or **Bible**

A candidate to carry the **Baptismal Register**

A candidate to carry a bowl of **water**

A candidate to carry the jug of **oil**

A candidate to carry the **white garment**

A candidate to carry the **Paschal Candle**

Team Leader: *Ask those selected for the procession to go to the back of the room where someone waits to hand them the objects they will carry.*

*Invite the group to be quiet and wait for a few minutes until there is silence.*

Presider: ***In the name of the Father +  
and of the Son  
and of the Holy Spirit.***

All: ***Amen.***

Presider: ***Let us pray for the gift of God's Spirit as together we continue our journey to the table of the Lord.***

***Loving God,  
You gather us to celebrate and to give thanks that you have called us by name.  
Bless these symbols  
as they help us remember  
that you are with us.***

One candidate spreads the **cloth** on the table  
***May this table be a sign that we are all one family sharing our life together.***

The Cross bearer holds the **cross** high and, after the prayer below, places the cross on the table.  
***May this cross always be a sign to us of your great love.***

The Book bearer holds the **Lectionary** (or **Bible**) high and, after the prayer below, places the book on the table.  
***May the word be rich food for our minds and hearts.***

Candidate holds the bowl of **water** high, and, after the prayer below, places the bowl on the table.  
***May this water remind us of our Baptism.***

Candidate holds the jug of **oil** high, and after the prayer below, places the jug on the table.

***May this oil help us be open to the healing, and strengthening power of God.***

Candidate holds the **Baptismal Register** high, and after the prayer below, places the Register on the table.

***May this Baptismal Register remind us that we are children of God.***

Candidate holds the **White Garment** high and after the prayer below, places it on the table.

***May this White Garment remind us that Christ is our invisible garment from the moment of our Baptism.***

Candidate holds the **Paschal Candle** high, and after the prayer below, lights the candle and places it in its stand.

***Each year at Easter***

***our parish lights a new Easter candle with a holy flame.***

***Now as we light our Easter candle again (or “now as we light this candle”),***

***may God make our flame holy as well***

***and chase away the darkness from our minds and hearts.***

***This we ask through your Son, Jesus our Lord.***

All: **Amen.**

Presider: ***On the day of your Baptism you were claimed for Christ.***

***As you prepare to celebrate the Sacraments of Baptism and Eucharist,  
the Christian community holds you in its heart and in its prayers.***

***Remember that God loves you.***

*Go to each one present and sign each one on the forehead with the sign of the cross, using the whole hand, saying:*

***(Name), the Christian community greets you joyfully again today with the sign of  
Jesus’ cross, by which he has claimed you.***

### **THE WORD OF GOD (LISTEN)**

*A Team leader leads the group in the “Listen” song:*

Leader: ***Listen with your heart*** (action: point to ears then place hands crossed over heart)



*to light up our days  
and give energy to our whole world.*

Sing or say: **Blessed be God! O blessed be God!**  
All: ***Blessed be God! O blessed be God!***

***Blessed are you, Lord our God.  
Even at night, when darkness covers the earth,  
the stars, the planets and the moon  
blaze in the sky,  
guiding the lost and reminding us  
that you never forget us.***

Sing or say: **Blessed by God! O blessed be God!**  
All: ***Blessed be God! O blessed be God!***

*Touching the candle, say:*

***Now, Loving God,  
with the light of this candle may we  
remember all that you have done for us.***

*With your hand trace the sign of the cross on the candle and say:*

***Jesus Christ is the light of the world.  
Christ yesterday, today, forever.  
To him to the Father, and to the Spirit be glory!***

*Invite the participants one by one to come forward to the Paschal Candle. Take the person's  
Baptismal candle, or taper, light it from the Paschal Candle, and give it to the person saying:*

***(Name), you have been enlightened by Christ,  
walk always as a child of the light.***

*Everyone returns to their places and sits holding the lit candle. When all have received a lighted  
candle, sing or say together the whole refrain of "Who Calls You by Name":*

***Blessed be God! O blessed be God!  
Blessed be God! O blessed be God!  
Who calls you by name!  
Who calls you be name!  
Holy and chosen one!  
Holy and chosen one!***

*Take the Bible from the table and read Matthew 5: 14-16. After the proclamation of the Word  
return the Bible to the table.*

*After a few moments of silence invited everyone to stand.*

***Let all of us here rejoice!  
We are children of light, and light of the world!  
May we always keep the flame of faith alive in our hearts.  
All people of God, rejoice!  
Christ now shines on you!  
All the earth, rejoice!  
Glory fills you!  
Let all creation rejoice around God's throne!  
Jesus Christ is risen!***

Sing or say: **Blessed be God! O blessed be God!**

All: ***Blessed be God! O blessed be God!***

*Invite everyone to extinguish their candles safely. Tell the children to put their candles in a safe place until it is time to leave.*

### **Getting In Touch With The Experience**

Leader: ***Think about everything that has happened so far. We talked about many kinds of light. We experienced one kind of God's gift of light here in this place.***

*Use the following questions, one at a time, to help the candidates to remember the light ritual. Relax and allow for silence. Encourage everyone to respond, but it is not necessary for everyone to speak.*

Question:

***What did you hear?***

*Hopefully you will hear: "I am the light of the world"; "You are the light of the world"; "children of the light"; other words that were said in prayers, in scripture, in the gathering discussion; "Everyone singing".*

***What did you feel?***

*Hopefully you will hear: "A bit nervous because it was darker."; "Warmth from all the candles."; "The candle felt smooth and kind of soft."*

***What did you see?***

*Hopefully you will hear: "The room was darker than usual"; "I couldn't see very much at first."; "The flame on the big candle."; "The leader touched the candle."; "The leader*

traced the cross on the candle.”; “When more and more candles were lit we could see more and more things and we could see each other better.”

***Is there anything else you remember?***

*Close this part of the session by singing or saying:*

Leader: **Blessed be God! O blessed be God!**

All: ***Blessed be God! O blessed be God!***

## **REFRESHMENTS**

### **CATECHESIS ON THE EXPERIENCE**

Team Leader: **Blessed be God! O blessed be God!**

All: ***Blessed be God! O blessed be God!***

*Everyone should be sitting in silence for a few minutes. Invite them to look at the lit Paschal Candle and to recall what they heard, saw and felt. Highlight their comments from before the break, then say:*

***God made the world. Everything in the world comes from God and gives us a hint about what God is like. God made light before all other things.***

Question:

***What kind of light reminds you of God?***

*Hopefully you will hear: “The sun.”*

***The light of the sun is powerful; it is millions of kilometres away, but still gives us heat and light; God is powerful and gives us what we need.***

***Flowers and plants need sunlight to live; we need God to live. The sun is still there even when you can’t see it; we can’t see God, but God is always there.***

***Stars – sometimes you can see them, and sometimes you can’t, but they are always there; we know God is always there even though we can’t see God.***

***A lighthouse helps ships that are in trouble. God helps us when we are in trouble. The candle shows us the right way to walk through the room and keeps us from stumbling and bumping into things; God shows us the way to live. We can carry the candle to walk in the dark; we can carry God in our hearts***

## **Connecting With Baptism**

*Remind the candidates that a lighted candle was used at their Baptism. (Refer to the baptismal candles that were brought to the session).*

Question:

***Why do you think the Christian community gave you a lighted candle when you were baptized?***

*Listen to their responses. Lead them to see that the candle was used to tell about another kind of light, a light we see only with our hearts – the light of Christ. This light has two directions: it shines for us, and it shines from us to the hearts of others.*

***What do you think the light of Christ helps our heart to see?***

*Listen to their responses. Lead them to see that the light of Christ helps us know God and see how to live. It helps us to look at ourselves and see the things we do that are good, and the things that we do that are not so good and must change. The light of Christ in our hearts also helps us to see what other hearts need, so that we can help. It shines from us so that other people will know what God is like by seeing what we do and say.*

***Why do you think the Christian community wanted you to be enlightened by Christ?***

*Listen to their responses. Bring out the following:*

***The Christian community knows it is not always easy to decide what to do. It is not always easy to know the right thing to do. It is not always easy to know what others need or how to help them.***

***As we grow in God's family we will need to know more and more about: what God is like; what God wants; what is right and what is wrong; what others need; who can help each of us to know and do the right thing.***

***We heard the words of Jesus earlier in the session. Jesus is our light and he and the Spirit will help us. But the light of Christ can also shine from us. Jesus said that he wants us to shine, to live so well that other people will want to know our God and learn to give God praise. When the Christian community gives us a lighted candle, they announce that we have the light of Christ.***

*Remind everyone that we heard two messages from Jesus. Then read John 8: 12 again and ask: **What does Jesus say he is?** Allow for response.*

*Then read Matthew 5: 14-16 **What does it mean to be light for the world?***

*Listen to their responses and summarize by noting that when we let our light shine others recognize the goodness and may come to know more about God. Then continue in words such as:*

***In our gatherings we have talked about our new life in God's family. God anointed this family to do the work of Jesus.***

***When we were baptized we were also clothed in Christ; we became part of the body of Christ. That is why we must do his work; that is why we can do his work.***

***Now we know that we have been enlightened by Christ. Christ shines for us and we can light up the world.***

***We should also remember that we are not alone. Our family, the people we meet at Church, and the whole Christian community have promised to pray for us and to help us to grow and walk as children of the light.***

Question: ***How can we light up the world?***

*Listen to their responses. Bring out the following:*

- ***We can be kind to those younger than ourselves, so they will learn from us how to be kind.***
- ***We can be a friend to someone who is getting bullied, by getting help.***
- ***We can let others go first.***
- ***We can do kind things for people we don't even know.***
- ***We can tell others about God.***
- ***When we see that someone is sad we can ask if they need help.***

Question: ***What happens when we are light for the world?***

*Listen to their responses and tell them that when we let our light shine, others recognize the goodness and they come to know more about God.*

### **CONNECTING WITH CONFIRMATION AND EUCHARIST**

*Remind the candidates that our families and the parish support us as we strive to be a light for the world. The celebration of Baptism is one way we are strengthened to walk as children of the light. During the celebration of Confirmation we pray for the Spirit to help us to be a light for the world.*

- ***Each of us is born with many gifts: some can sing; some are good at sports; some are outgoing and chatty; some are good at making things. When the***



*family of God asks God to send us the gift of the Holy Spirit, they pray that we will each find our own gifts and find our own way to use them with the gifts of the Holy Spirit to do the work of Christ and be a light in the world.*

- *The light of Christ and the Spirit's gift of right judgment (which we learned about at the last session), help us to decide what to do.*
- *The Spirit's gift of courage, which we also learned about at the last session, helps us to be brave and to shine the light of Christ on the world, to do what is right, even when we are afraid.*
- *The gifts of understanding, wisdom and knowledge help us see God and know the ways of God in our hearts. Knowing something in our heart is deeper or different than knowing it in our minds. (We might know a lot about some people – sports stars, actors, rock stars with our brain but we don't know them with our hearts and they don't know us. When we truly know someone with our heart it is easier to know whether to trust them. We know in our hearts that God will be with us and that God's Spirit will guide us to walk as children of the light and to keep the flame of faith alive in our hearts.*

*Continue the catechesis explaining that every time we gather with God's family for the Sunday Eucharist we announce our faith in God.*

### **BRINGING THE SESSION HOME**

- *Continue the conversation around how we can be light to others*
- *Invite the candidates to complete the following in Come Spirit of God, Family Book: The Family Letter (pg. 21); the Activities (pp. 22, 23); and practice the responses (pg.24).*

### **Closing Ritual**

Leader: **Blessed be God! O blessed be God!**  
All: ***Blessed be God! O blessed be God!***

Leader: **Who calls you by Name!**  
All: ***Who calls you by Name!***

Leader: **Holy and chosen one!**  
All: ***Holy and chosen one!***

**Ritual Session Eight**  
**33<sup>rd</sup> Sunday in Ordinary Time**  
**Awakened to Grace – “Ephphetha Rite”**

(Adapted from *Come Spirit of God, Leader’s Guide*, pp. 79 -93)

**Note to Catechist**

*This session explores the Ephphetha (EHF-uh-thuh) Rite, whose name is taken from the word spoken by Jesus when he cured a man who could not hear or speak (Mark 7: 34). Mark explains that the word means “Be opened.” In this rite the child’s ears and mouth are touched and the Church prays that the child may profess the faith they hear, to the praise and glory of God. **The Rite of Christian Initiation of Adults** explains that this rite expresses our need for God’s grace in order to truly hear the Word of God and profess it as Jesus did.*

*The Ephphetha Rite draws our attention to our total dependence on God. We rely on God’s grace for our life and for our ability to know God. The Ephphetha Rite uses our ears and mouth to stand for our whole being; the Church prays that the newly baptized will always be open to recognize and acknowledge, throughout their lives, the presence and the action of God – however they are revealed. The Holy Spirit’s gifts of Reverence and Wonder and Awe in God’s presence nourish the openness we pray for at Baptism.*

*This final explanatory rite highlights the relationship between God and all people. The relationship is at the very core of who we are. Because of God’s abundant love and generosity, we are all given the gift of life. Through the presence of God in our lives – God’s grace – we are able to offer to God our praise and thanks for our life and all its gifts. We have been granted life and been given the ability to know God.*

*As we come to know God, we seek to praise God through our actions and words. We do “good things” not because we are concerned with keeping or breaking the rules but because our knowledge and awareness of God compels us to live in harmony with our Creator.*

*On the other hand, we are not puppets. God has given us a free will and the ability to know and to love God. Though God enables us to respond appropriately, we are able to choose our own way in the world. During our lives we may choose to embrace or ignore the signs of God’s presence.*

*For young children we approach the idea of openness to God by using the image of messages. Messages come to us in different ways: through spoken words, body language, telephone calls, letters, e-mail, advertising, etc. God also speaks to us in different way: in the Bible, in the liturgy, through people who teach us, through people who live in the ways of God, through experiences of nature, etc.*

*We can pay attention to messages or ignore them. We can forget to check the mailbox; we can throw a letter out without reading it; we can glance at a letter and let it sit around for a while; or we can read a letter carefully, answer it right away, and then share its news with our family and friends. So it is with God. Sometimes we forget about God; we might deliberately ignore God or say we will think about God later; we might have a wonderful experience and forget that it is a gift from God; or we can take time to*

*say a prayer of thanks and praise to God before we tell anyone else our good news. When we become open to God's messages we begin to see the world, people and our lives through the eyes of God. This is referred to as "seeing with the eyes of faith." With this image in mind we begin to explore how God communicates with us.*

### **GOALS**

- Understand why the Church prayed at our Baptism that our ears and mouth would be opened
- Understand that all creation is graced by the presence of God
- Review the journey the children have taken together and forge its link to the parish Sunday Eucharist

### **Supplies and Environment**

- Name tags
- A chair, mat or cushion for each person present
- A table
- A white tablecloth with the liturgical colour of the season
- A cross
- A Bible or Lectionary – Matthew 10:16-42 and Philippians 4:4-7
- A Candle
- A bowl of water
- A jug of oil
- Baptismal Register
- Baptismal garment
- Candle
- Refreshments

### **Prepare the Ritual Area**

Arrange as in last session

### **GATHERING**

Welcome/Introductions

Leader: *(raise arms straight up twice with energy and vigour)*

**Blessed be God! O blessed be God!**

All: ***Blessed be God! O blessed be God!.***

Leader: *(cup hands around mouth)*

**Who calls you by name**

All: ***Who calls you by name.***

Leader: *(sign of the Cross)*  
**Holy and chosen one!**

All: ***Holy and chosen one!***

Leader: Introduce this session with words such as:

***Messages will be an important part of our time together this evening. Choose a different partner from the one you chose the last time and for the next two minutes talk together about as many ways to receive messages as you can think of.***

*After the brainstorming, invite the participants to share their ideas with the whole group and to mention briefly which senses are involved in receiving each kind of message.*

*Make sure you have collected a broad range of ideas; for example, face-to-face conversations, telephone, email, walkie-talkies, notes, letters, Christmas cards, TV ads, signs, body language, facial expressions.*

Question: ***How do the important people in your life make sure you get the message that they love you?***

*Hopefully you will hear: they say "I love you"; they take care of me and worry about me; they give me birthday presents; they hug and kiss me; they cook food I like; they leave surprise notes for me in different places; they spend time with me.*

***How do you make sure people know what you want or what you have to say?***

*After all have shared their thoughts:*

***We are now going to move to another space where we will pray and sing. We will remember another special part of the celebration of your Baptism. You will need to use all of your five senses – sight, sound, touch, smell, taste to receive some messages about God. You will need to use your memory too.***

## **RITUAL EXPERIENCE - Awakened to Grace**

### **PROCESSION (COME)**

The procession will consist of the following:

A candidate to carry the **cross**

A candidate to carry the **cloth(s)**  
A candidate to carry the **Bible or Lectionary**  
A candidate to carry the **Candle**  
A candidate to carry the **Baptismal Register**  
A candidate to carry a **bowl of water**  
A candidate to carry the **jug of oil**  
A candidate to carry the **white garment**  
A candidate to carry the **candle**

Team Leader: will ask those selected for the procession to go to the back of the room where someone waits to hand them the objects they will carry.

Presider: ***In the name of the Father +  
and of the Son  
and of the Holy Spirit.***

All: **Amen.**

Presider: ***Let us pray for the gift of God's Spirit as together we continue our journey to the table of the Lord.***

***Loving God,  
You gather us to celebrate and to give thanks that you have called us by name.  
Bless these symbols  
as they help us remember  
that you are with us.***

One candidate spreads the **cloth** on the table

***May this table be a sign that we are all one family sharing our life together.***

The Cross bearer holds the **cross** high and, after the prayer below, places the cross on the table.

***May this cross always be a sign to us of your great love.***

The Book bearer holds the **Lectionary** (or **Bible**) high and, after the prayer below, places the book on the table.

***May the Word be rich food for our minds and hearts.***

The Candle bearer holds the **candle** high, and after the prayer below, places the candle on the table

***May this candle remind us that Jesus our light shows us the way to you.***

Candidate holds the bowl of **water** high, and, after the prayer below, places the bowl on the table.

***May this water remind us of our Baptism***

Candidate holds the jug of **oil** high, and after the prayer below, places the jug on the table.

***May this oil help us be open to the healing, and strengthening power of God.***

Candidate holds the **Baptismal Register** high, and after the prayer below, places the Register on the table.

***May this Baptismal Register remind us that we are children of God.***

Candidate holds the **White Garment** high and after the prayer below, places it on the table.

***May this White Garment remind us that Christ is our invisible garment from the moment of our Baptism.***

Candidate holds the **candle** high and after the prayer below, places it on the table.

***May this candle remind us that Jesus, our light, shows the way to you.  
This we ask through your Son, Jesus our Lord.***

All: **Amen.**

Presider: ***On the day of your Baptism you were claimed for Christ. As you prepare to celebrate the Sacraments of Confirmation and Eucharist, the Christian community greets you joyfully and holds you in its heart. Remember that God loves you.***

### **THE WORD OF GOD (LISTEN)**

A Team leader leads the group in the "Listen" song

Leader:	<b><i>Listen with your heart</i></b>	<i>(action: point to ears then place hands crossed over heart)</i>
	<b><i>Listen to the Good News</i></b>	<i>(action: point to ears and hold out palms of hands)</i>
	<b><i>Hear what God is saying</i></b>	<i>(action: point to ears and point to sky)</i>
	<b><i>To you and me.</i></b>	<i>(action: point to each other and yourself).</i>

*(Repeat)*

**PROCLAMATION OF THE WORD:**

**Matthew 10: 16-42**  
***The Word of the Lord***

All: **Thanks be to God.**

Leader: *After a few minutes of silence, say:*  
***At our Baptism, after we received our lit candle, our ears and lips were touched, and the family of God prayed:*** “The Lord Jesus made the deaf hear and the mute speak: May he soon touch your ears to receive his word, and your mouth to proclaim his faith, to the praise and glory of God, the Father.”

*Turn to the participant beside you and invite that person to stand. Trace the Sign of the Cross on both ears, saying:*

***(Name), your ears have been opened  
by the grace of God.  
Hear the words of Christ.***

*Then trace the Sign of the Cross on the lips, saying:*

***(Name), your lips have been opened  
by the grace of God. Speak as Christ would speak.  
Profess the faith you hear for the glory of God.***

Leader: **Blessed be God! O blessed be God!**

All: ***Blessed be God! O blessed be God!***

*When all have been signed, gesture for all to sit.*

Leader: *take the Bible or Lectionary and proclaim Philipians 4: 4-7.*  
*When you have finished proclaiming, return the Bible or Lectionary to the table.*

*After a few moments of silence, invite everyone to stand.*

***Let us give thanks to God, always and for everything, in the name of our Lord Jesus Christ.***

Leader: **Blessed be God! O blessed be God!**

All: ***Blessed be God! O blessed be God!***

Leader: ***God our Father, we give you thanks for all your gifts so freely given to us.***

Leader: **Blessed be God! O blessed be God!**

All: ***Blessed be God! O blessed be God!***

***For the beauty and wonder of your creation in earth and sky and sea.***

Leader: **Blessed be God! O blessed be God!**

All: ***Blessed be God! O blessed be God!***

***For all that is filled with your grace showing us the light of Christ.***

Leader: **Blessed be God! O blessed be God!**

All: ***Blessed be God! O blessed be God!***

Leader: ***For minds to think and wonder  
and hearts to love and care.  
For hands to serve  
and health and strength to work.***

Leader: **Blessed be God! O blessed be God!**

All: ***Blessed be God! O blessed be God!***

Leader: ***And above all, for the greatest gift given to us:  
Christ Jesus our Lord.  
To him be praise and glory with you and the Holy Spirit,  
now and for ever.***

Leader: **Blessed be God! O blessed be God!**

All: ***Blessed be God! O blessed be God!***

### **Getting In Touch With The Experience**

*Team Leader: Invite everyone to recall what you have done together so far in this session. Ask them to think about the discussion of different kinds of messages and about the ritual. Ask them to remember what they heard and saw.*

*Use the following questions, one at a time, to help the candidates to remember the light ritual. Relax and allow for silence. Encourage everyone to respond, but it is not necessary for everyone to speak.*



Question: ***What did you hear?***

*Hopefully you will hear:* “N., said my name”; “I am sending you”; “be wise”; “do not worry”; “it is not you who speak”; “tell what I say”; “rejoice”; “the Lord is near”; “pray with thanksgiving”; “peace will guard your hearts and minds”; “your ears have been opened”; “your lips have been opened”; “hear the words of Christ”; “speak as Christ would speak”.

***What did you feel?***

*Hopefully you will hear:* “N., touched my ears”; “N., touched my mouth”; “I felt nervous.”

***What did you see?***

*Hopefully you will hear:* “N., made a Sign of the Cross on everyone’s lips and ears”; “N. was holding the Bible”.

***Is there anything else you remember?***

*Close this part of the session by singing or saying:*

All: **Blessed be God! O blessed be God!**  
***Blessed be God! O blessed be God!***

## **REFRESHMENTS**

### **CATECHESIS ON THE EXPERIENCE**

Team Leader: **Blessed be God! O blessed be God!**  
All: ***Blessed be God! O blessed be God!***

*Everyone should be sitting in silence for a few minutes. Invite the participants to remember their experience of the ritual. Recall the candidates’ comments from before the break, and then ask:*

***What message did you receive in our celebration today?***

*Hopefully you will hear:* “God loves us”; “The community cares about us”; “We do not need to worry”; “God is sending us out”; “God wants us to rejoice”; “The cross is important because it was traced on us”; “God wants us to hear and to speak”.

*There are no right or wrong answers.*

Question: ***Can you tell us how you received that particular message today? Was it in something someone said, or did, or something you saw, or was it in something else?***

*When all who want to have shared, summarize by commenting that God speaks to us in many different ways. God sends us messages through all things that God has created.*

### **Connecting With Baptism**

*Remind everyone that at the time of their Baptism the Christian community prayed that their ears would be opened to God. Acknowledge that sometimes it is easy, but often it can be difficult to hear God's message. Ask:*

***Why do you think it can be difficult to recognize God's messages?***

*Listen to their responses. Explain that:*

***God sends messages in different ways and through different people.***

*Highlight that:*

***God sends messages through the stories in the Bible. At Mass the homily is also a message from God. Prayers and hymns may also be messages from God. God does not rely on just one way to send messages. God also sends us messages through other people. Sometimes we know the people and other times we read or hear about the people and receive messages that way.***

*Ask:*

***Why do you think the Church, the people of God, prayed that our ears would be opened to God when we were baptized?***

*Hopefully you will hear: "So that we would be able to hear God's message".*

*Listen to their responses.*

*Bring out the following:*

***It is only God who makes us able to recognize God's messages.***

*Describe how when we are young our parents help us hear their messages by asking us to sit still or stop what we are doing so we can really listen. Our parents help us to receive the message.*

*Explain that:*

***God makes it possible for us to receive messages, but we need to be open to God. There is nothing we can do without God's help. So when someone reads the word of God to us, God is speaking and God is also helping us to hear and understand.***

***Why do you think the Church, the family of God, prayed that our lips would be opened and we would give glory to God when we were baptized?***

*Hopefully you will hear: "So we could tell others about God"; "So we could talk and share God's message"; "So we hear and be open to God's Word through others".*

*Listen to their responses.*

*Explain that:*

***We are to speak as Christ would speak. When Jesus spoke, he thanked his Father for all good things. Jesus talked to God about people in need and he talked to the people in need about God. We are called to do the same. We are to tell others about the great things God has done. We are to thank God for the great and wonderful things that have been done.***

***Often we do not even know that God is helping us. When we pray to God, it is God who helps us to pray. We just need to ask God to help us. But God often helps us without being asked.***

***Our most important prayer is to thank and praise God, to tell God that we appreciate the gifts we have been given. For some reason people who remember to ask God for things, forget to thank God. When bad things happen we run to God in prayer, but when good things happen we easily forget about God.***

***We can also pray for others. This is one of the reasons we were anointed at Baptism. This is the work of God's royal, priestly family. Sometimes it may be a little confusing or we may be unsure about how we are to pray or what we need to say to God. God helps us at these times, too.***

*Remind the children of the reading from Matthew's gospel where God tells us not to worry about what we are to speak or say. God tells us that the Spirit will lead us. We can remember to begin our prayer by asking the Holy Spirit to help us pray.*

### **Connecting With Confirmation And Eucharist**

Make the link to Confirmation by bringing out the following:

***During the past weeks we have heard about some gifts of the Holy Spirit. We will delve into these deeper during the next few weeks.***

***We are Confirmed only once. We are Confirmed for life in the family of God. The family of God lives at the Table of the Lord. That is where we gather and where we show the world who we are. It is at the Table of the Lord that we most strongly show our love and respect for***

**God. It is at the Table of the Lord that God feeds us and the Holy Spirit strengthens us to be a message for the world.**

**That is why we go to Mass: to praise and thank God for our lives and for Jesus, to be fed and strengthened to grow in Christ, so that we can share Christ's love to others by our words and actions**

### **Bringing The Session Home**

*Complete at home together "Awakened to Grace" (page 26); "I Can Do It," (page 27); practice the response (page 28); and pray together the prayer on page 29, (Come Spirit of God Family Book). Continue the conversation.*

### **Closing Ritual**

Leader: **Blessed be God! O blessed be God!**

All: ***Blessed be God! O blessed be God!***

Leader: **Who calls you by Name!**

All: ***Who calls you by Name!***

Leader: **Holy and chosen one!**

All: ***Holy and chosen one!***



# Our Lord Jesus Christ, King of the Universe (Year B)

## (White Cloth)



**Welcome:** "Good morning boys & girls. Welcome!

**Announcements:** Make any necessary announcements before the liturgy begins.

**Candle/Book:** Child to process with the candle and parent with the Book

**Sign of the Cross:** Lead the children in the Sign of the Cross

**First Reading:** "This is a reading from the book of Revelation."  
*The Sunday Book of Readings Adapted for Children, p. 136*  
"The Word of the Lord."  
**Children:** "Thanks be to God."

**Responsorial Psalm:** **Children's Response:** "You are my shepherd, you are my friend."  
Verse 1: "I have all I need. You are my shepherd, your hand is with me."  
Verse 2: "When pathways are dark, you are there guiding me, keeping me safe."  
Verse 3: "You give me to eat, you make me welcome, you fill me with joy."

**Alleluia:** Sing the Alleluia together



**Gospel:** "This is a reading from the Gospel of Mark."  
**Children:** "Glory to you, Lord." (Three crosses - Lord be in my thoughts, in my words, and in my heart)  
*The Sunday Book of Readings Adapted for Children, p. 135*  
"The Gospel of the Lord."  
**Children:** "Praise to you, Lord Jesus Christ."

**Dialogue:** "Today's readings focus on Jesus Christ as the supreme ruler of all the earth, the nations and the people."

"In the first reading, Jesus Christ is 'the Lord God who IS, who always WAS, and who WILL COME AGAIN.' This reading reminds us that Jesus will come again, just like we discussed last week. Next week we begin Advent, which is the time to prepare for the birth of Jesus. The reading also states that Jesus is 'the beginning and the

end'. What does this mean to you?" (**share** - Jesus is everything)  
"The life and love of Jesus is very powerful and awesome.  
Jesus *IS* the beginning and the end."

"Today we are celebrating a special feast called 'OUR LORD JESUS CHRIST, KING OF THE UNIVERSE' also known as 'THE FEAST OF CHRIST THE KING'. When we say Jesus is our king, we mean that he is our leader. He leads us. He teaches us and we want to learn from him. If Jesus is our king, where is his kingdom?" (**share** - with people who believe, in our hearts) "If Jesus' kingdom is in our hearts, we want to be beautiful inside. How can we be beautiful inside?" (**share** - by loving others, being kind, forgiving, saying sorry, praying, helping) "A king rules a country but Jesus, our king, wants to rule our hearts and make them places of love and peace. Jesus, our king, brings peace and he asks us to spread this peace."

"This week, how could you spread peace at home and at school?"  
(**share** - by being kind and helpful, loving friends and family, etc.)  
"It is not always easy to be peaceful, but that is what Jesus asks us to be."

**Intentions:**



"Let us pray: (*the intentions can be read by the children*)  
That we let Jesus always be king of our hearts, we pray to the Lord.  
**Children:** "Lord, hear our prayer."  
For peace in our world, we pray to the Lord.  
**Children:** "Lord, hear our prayer."  
Encourage the children to share their own intentions

**Hymn:** Catholic Book of Worship III or Glory & Praise Sunday theme

**Closing:** Discuss the Home Assignment and select readers for the following week.



# Our Lord Jesus Christ, King of the Universe (Year B)

## Home Assignment



1. The first reading stated that Jesus Christ "is the beginning and the end".

What words would you use to describe Jesus?

---

---

---

2. Jesus wants us to show our love and peace. What things could you do to show your love and peace towards people in your family and your friends?

---

---

---

3. Draw a picture of Jesus Christ, king of our hearts and the ruler of peace.







# 1<sup>st</sup> Sunday of Advent (Year C)

## Violet Cloth



**Welcome:** "Good morning boys & girls. Welcome!"

**Announcements:** Make any necessary announcements before the liturgy begins.

**Candle/Book:** Choose a child to process with the candle and a parent the book.

**Song:** *Open Our Hearts* (by Christopher Walker)

**Sign of the Cross:** Lead the children in the Sign of the Cross

**First Reading:** "This is a reading from the prophet Jeremiah."  
*The Sunday Book of Readings Adapted for Children, p. 2*  
"The Word of the Lord."  
**Children:** "Thanks be to God."

**Responsorial Psalm:** **Children's Response:** "Shine on us and we shall be saved."  
Verse 1: "God of justice and peace..."  
Verse 2: "Let your face shine on us..."

**Alleluia:** Sing the Alleluia together



**Gospel:** "This is a reading from the Gospel of Matthew."  
**Children:** "Glory to you, Lord." (Three crosses - Lord be in my thoughts, in my words, and in my heart)  
*The Sunday Book of Readings Adapted for Children, p. 3*  
"The Gospel of the Lord."  
**Children:** "Praise to you, Lord Jesus Christ."

**Dialogue:** "Today is the First Sunday of Advent, a time to prepare for the coming of Jesus, and that's what the readings focus on."

"In the first reading, God promises to send a special person to do what is right and to treat people with justice. Who was that person?" (**share** - Jesus) "God said that Jesus was going to be born into the family of David. Who were Jesus' parents?" (**share** - Mary and Joseph) "God kept his promise and sent Jesus to save us."

“In four weeks we’ll celebrate Christmas. What is Christmas all about?” (**share** - birth of Jesus) “Your family was so happy when you were born and continue to celebrate your birthday every year. An angel came to Mary to tell her that she would soon be having a baby. Now, every year, we all celebrate the birth of Jesus. We get ready for our birthdays and Christmas because we know the dates that they will happen. As we’ve discussed in previous weeks, we know that Jesus will come again. But Jesus tells us in today’s Gospel that we do not know the exact date when he will come again. We must always be ready. How can we be ready? What would we want to be doing when Jesus comes?” (**share** - live the way Jesus asks us to live, be kind, helpful, pray, listen to parents, etc.) “What do you think Jesus meant when he said, ‘Stay awake?’” (**share**) “Jesus does not mean that we should never go to sleep. He means when we are awake we should be thinking and doing good things for others, and in that way, we are preparing our hearts for his coming.”

“It’s the start of Advent and we want to prepare for when Jesus comes again. This week, try to do some of the things we have just talked about to prepare for Jesus birth, for his coming again. It’s a very special time of year!”

**Intentions:**



“Let us pray: (*The intentions can be read by the children*)

That we stay awake and are ready when the Lord comes, we pray to the Lord.

**Children:** “Lord, hear our prayer.”

That we think of others as we prepare for Christmas, we pray to the Lord.

**Children:** “Lord, hear our prayer.”

Encourage the children to share their own intentions.

**Hymn:** Catholic Book of Worship III or Glory & Praise Sunday theme.

**Closing:** Discuss the Home Assignment and select readers for the following week.



## 1<sup>st</sup> Sunday of Advent (Year C)

### Home Assignment



1. Advent is a preparation time for the coming of Jesus Christ. List some of the things that you and your family do to prepare for Christmas.

---

---

---

2. What are some of the things that you could do while you prepare for the coming of Jesus Christ?

---

---

---

3. Draw a picture of yourself "staying awake". Remember, it doesn't mean that you can't sleep, but that you are "preparing for Jesus".





**Ritual Session Nine**  
**1<sup>st</sup> Sunday of Advent**  
**Rite of Acceptance into the Order of the Catechumens**  
**Children**

**Receiving the Candidate**

*Enquirers together with their sponsors will gather in the foyer of the Church.*

*(The Presider will invite the Community to stand and face the foyer for the beginning of the Rite and will welcome them)*

Presider: (Name) what do you want to become?

Candidate: *A Christian*

Presider: Why do you want to become a Christian?

Candidates: *Because I believe in Christ.*

Presider: What do you gain by believing in Christ?

Candidates: *Eternal life.*

Presider: Since you already believe in Christ and want us to prepare you for baptism, we welcome you joyfully into our Christian family, where you will come to know Christ better day by day. Together with us you will try to live as children of God, for our Lord has taught us: "Love God with all your heart and love one another as I have loved you."

**Affirmation by the Parents**

Presider: Parents, your child has asked to be prepared for baptism. Do you consent to her request?

Parents: *We do.*

Presider: Parents, are you willing to do your part in his/her preparation for baptism?

Parents: *We are.*

## **Affirmation by Parents & Sponsors and the Assembly**

Presider: *(To sponsors)*

(Name), has set out on the road to baptism. She/he will need the support of our faith and love. Are you, parents, sponsors and members of this faith community ready to give that help?

*Sponsors/All: We are.*

Presider: God of mercy, we thank you for your servant (Name)  
You have sought and summoned him/her in many ways and he/she has turned to seek you.

You have called him/her today and he/she has answered in our presence;  
We praise you Lord, and we bless you.

*Choir: We stand with you, we pray for you,  
O holy child of God. (sung)*

Presider: (Name), Christ has called you to be his friend. Always remember him and be faithful to him.

Therefore I mark your forehead with the sign of the cross. It is the sign of Christians; let it remind you always of Christ and how much he loves you.

*Choir: We stand with you, we pray for you,  
O holy child of God. (sung)*

*(All will be part of the procession. The Catechumen, together with his /her sponsors will go directly to the foot of the Sanctuary. They and their sponsors will stand sideways. The Presider invites the congregation to be seated.)*

## **Signing of the other Senses**

*(While the prayers are being said the sponsor will sign the candidate's senses)*

Presider: *(While the ears are being signed)*  
Receive the sign of the cross on your ears,  
so that you may hear the voice of the Lord.

*(While the eyes are being signed)*  
Receive the sign of the cross on your eyes  
so that you may see the glory of God.

*(While the lips are being signed)*

**Receive the sign of the cross on your lips  
so that you may respond to the Word of God.**

*(While the breast is being signed)*

**Receive the sign of the cross over your heart,  
so that Christ may dwell there by faith.**

*(While the shoulders are being signed)*

**Receive the sign of the cross on your shoulders,  
so that you may bear the gentle yoke of Christ.**

Presider: **I sign you with the sign of eternal life + in the name of the Father,  
and of the Son and of the Holy Spirit.**

All: ***Amen.***

Presider: ***(Invites all to return to their seat)***

Presider: Penitential Rite  
Opening Prayer

***(Sends forth the children for their own Liturgy of the Word)***

**Liturgy of the Word**

First Reading  
Responsorial Psalm  
Second Reading  
Gospel Acclamation  
Gospel  
Homily

Presider: ***With hands outstretched over the Catechumen(s)***

**Let us pray.**

**God of all creation,  
we ask you to look favorably on your servant(s) (Name). Make  
him/her/them fervent in spirit, joyful in hope, and always ready to  
serve your name.**

**Lead him/her/them, Lord, to the baptism of new birth, so that, living a  
fruitful life in the company of your faithful, he/she/they may receive  
the eternal reward that you promise.**

**We ask this in the name of Jesus the Lord.**

All: ***Amen.***



Presider: *(Invites the assembly to raise their hands in blessing)*

Catechumens, go in peace to reflect on God's Word, and may the Lord remain with you always.

Catechumens: *Thanks be to God.*

Creed

The Order of Mass continues.

## **THE RITE OF WELCOMING**

**(For those who were baptized into another faith tradition)**

*(The Catechist will call Candidates to come forward together with their parents and sponsors)*

Presider: **My friends,  
What do you ask of God's Church?**

Candidates: *To come closer to Jesus.*

Presider: **God has called you to new birth  
by water and the Holy Spirit.  
by your baptism into the death and resurrection of Christ you have been given  
the promise of eternal life.  
Eternal life comes from knowing God,  
and Jesus Christ whom he sent to save us,  
Jesus suffered and died for us,  
and was raised in glory to be our Lord.**

**If you wish to follow Jesus more closely  
as a member of his Church,  
you must come to the fullness of truth  
and put on the mind of Christ.  
You must seek to model your love on His,  
and to obey the teaching of his gospel:  
Love God with all your heart and strength,  
and love your neighbor as Christ has loved us.**

**Are you prepared to deepen the mystery of your baptism, and join us in a life  
of prayer and service in union with Christ our Saviour?**

Candidates: *We are.*

## **AFFIRMATION BY THE SPONSOR AND THE ASSEMBLY**

Presider:       **Friends,**  
                      **You have presented these candidates to this community of (Name).**  
                      **Are you ready to walk with them and help them as they continue to prepare**  
                      **to be received into the full communion of the Catholic Church?**

*Sponsors:*       ***We are.***

Presider:       ***(To the community)***  
  
                      **As members of our community of faith,**  
                      **Are you ready to help all these candidates**  
                      **by your love, prayers and example?**

*All:*               ***We are.***

Presider:       **Merciful Father,**  
                      **We thank you for these your servants**  
                      **whom you have consecrated in baptism.**  
                      **You have called them to deepen their faith**  
                      **and they have answered in the presence of your people.**  
                      **All praise is yours, Lord, for ever and ever.**  
                      **Amen.**

*Choir:*           ***Glory and praise to you, Lord Jesus Christ***

## **SIGNING OF THE CANDIDATES**

Presider:       **Candidates for Confirmation and First Communion, receive again the sign of**  
                      **your life in Christ.**

***(The sign of the cross is traced on the foreheads of the Candidates)***

**(Name), receive the cross of our Saviour**  
**as a reminder of your share**  
**in the death and resurrection of Christ.**  
**May you be strengthened by this sign**  
**and come to the banquet of Christ's sacrifice.**  
**Amen.**



## 2<sup>nd</sup> Sunday of Advent (Year C)

### Violet Cloth



**Welcome:** "Good morning boys & girls. Welcome!"

**Announcements:** Make any necessary announcements before the liturgy begins.

**Candle/Book:** Choose a child to process with the candle and a parent the book.

**Song:** *Open Our Hearts* (by Christopher Walker)

**Sign of the Cross:** Lead the children in the Sign of the Cross

**First Reading:** "This is a reading from the prophet Baruch."  
*The Sunday Book of Readings Adapted for Children, p. 4*  
"The Word of the Lord."  
**Children:** "Thanks be to God."

**Responsorial Psalm:** **Children's Response:** "Shine on us and we shall be saved."  
Verse 1: "God of hope bring us back..."  
Verse 2: "Let your face shine on us..."

**Alleluia:** Sing the Alleluia together

**Gospel:** "This is a reading from the Gospel of Luke."  
**Children:** "Glory to you, Lord." (Three crosses - Lord be in my thoughts, in my words, and in my heart)  
*The Sunday Book of Readings Adapted for Children, p. 5*  
"The Gospel of the Lord."  
**Children:** "Praise to you, Lord Jesus Christ."



**Dialogue:** "Today's readings focus on God as our saviour."

"The first reading is about the Hebrew people. Many, many years ago, the Hebrews were told to leave Jerusalem and they were sent to Babylon. They did not want to go, but they didn't have a choice. They really wanted to go back to Jerusalem. How do you think they felt?" (**share** - upset, lonely, discouraged) "Because of their faith in God, they were finally able to return to their home."

"In the Gospel today, we hear about John the Baptist. John was the cousin of Jesus. Do you have cousins?" (**share**) "John was a very special person, chosen by God, to help prepare people for the coming of Jesus. He baptized people with water. John told the people that they needed to change their lives and do good for others and then they would be forgiven for any wrong they might have done. During Advent, we are asked to change our lives for the better while we prepare for the birth of Jesus. What good things could we do before Christmas?" (**share** - be helpful, think of others, be kind, etc.) "Do you or your family do anything special for others during the Christmas season?" (**share** - invite a person who lives alone for dinner, gifts for the homeless, Santa's Anonymous, etc.) "This is the Second Sunday of Advent. How are we preparing for the coming of Jesus."

"God saved the Hebrews by releasing them from Babylon. John prepared people for the coming of Jesus, our Saviour. Let's be thankful for the wonderful things that have been done for us. This week, let's remember that Christmas is celebrated because Jesus was born, over two thousand years ago, in Bethlehem, FOR US."

**Intentions:**



"Let us pray: (*The intentions can be read by the children*)

That we try to speak and act in loving ways, to all those around us, while we prepare for the celebration of Jesus birth, we pray to the Lord.

**Children:** "Lord, hear our prayer."

For all those who do not have a home, that they be cared for by others, we pray to the Lord.

**Children:** "Lord, hear our prayer."

encourage the children to share their own intentions.

**Hymn:** Catholic Book of Worship III or Glory & Praise Sunday theme.

**Closing:** Discuss the Home Assignment and select readers for the following week.



## 2<sup>nd</sup> Sunday of Advent (Year C)

### Home Assignment



1. The Hebrews were sent to Babylon and were not allowed to go home. How do you think they felt when God helped them to go back to Jerusalem?

---

---

---

2. We all make choices in our lives - to do good things or sometimes, to do things that are not so good. What do you think about when you make your choices?

---

---

---

3. Draw a picture of John the Baptist baptizing people in preparation for the coming of Jesus.





## 3<sup>rd</sup> Sunday of Advent (Year C)

### Violet Cloth



**Welcome:** "Good morning boys & girls. Welcome!"

**Announcements:** Make any necessary announcements before the liturgy begins.

**Candle/Book:** Choose a child to process with the candle and a parent the book.

**Song:** *Open Our Hearts* (by Christopher Walker)

**Sign of the Cross:** Lead the children in the Sign of the Cross

**First Reading:** "This is a reading from the prophet Zephaniah."  
*The Sunday Book of Readings Adapted for Children, p. 6*  
"The Word of the Lord."  
**Children:** "Thanks be to God."

**Responsorial Psalm:** **Children's Response:** "Shine on us and we shall be saved."  
Verse 1: "God of gladness and joy..."  
Verse 2: "Let your face shine on us..."

**Alleluia:** Sing the Alleluia together

**Gospel:** "This is a reading from the Gospel of Luke."

**Children:** "Glory to you, Lord." (Three crosses - Lord be in my thoughts, in my words, and in my heart)

*The Sunday Book of Readings Adapted for Children, p. 7*

"The Gospel of the Lord."

**Children:** "Praise to you, Lord Jesus Christ."

**Dialogue:** "Today is the Third Sunday of Advent. The theme of this Sunday is JOY. We see that there is one candle on the wreath that is a different colour (pink) and that is the one we light on the 3<sup>rd</sup> Sunday of Advent. It reminds us that the celebration of Christmas is getting really close."

"The first reading expresses the feeling of joy as well. The prophet Zephaniah suggested that the people of Jerusalem and Israel should



shout and sing for joy. The prophet also states that God will be happy when we are joyful. How do you express joy?" (**share** - dance, sing, smile, laugh) "What are some of the things that make you happy?" (**share** - a good joke, when someone does something nice for you, a cute puppy, etc.) "We are still getting ready for the birth of Jesus and it is a time to be happy. Let's express that joy to others."

"In the Gospel today, we again heard about John the Baptist, Jesus' cousin. He spoke to people about the coming of Jesus. He told them to try to live good lives, no matter who they were or what they may have done. Try to imagine that you are living somewhere where no one has ever heard about Jesus. No one is baptized, no one has ever heard about church or the bible. You are the only person who knows about Jesus. What would you tell people about Jesus?" (**share**) "If people wanted to be followers of Jesus, how would you tell them to live?" (**share** - be kind, be honest) "John told tax collectors not to take too much money. He told the soldiers not to bully people. What would you tell people to do: rich people?" (**share**) "doctors?" (**share**) "restaurant owners?" (**share**) "movie stars?" (**share**) "students in school?" (**share**) "John wanted people to live honestly while they prepared for Jesus."

"As we are only a couple of weeks away from the birth of Jesus, be joyful and do things that you think will make other people happy. Maybe you could try to do something nice for somebody who doesn't seem happy."

#### Intentions:



"Let us pray: (*The intentions can be read by the children*)

That we prepare for the birth of Jesus by being honest and caring, we pray to the Lord.

**Children:** "Lord, hear our prayer."

That we share our joy with others, by smiling and being cheerful, we pray to the Lord.

**Children:** "Lord, hear our prayer."

Encourage the children to share their own intentions.


**Hymn:** Catholic Book of Worship III or Glory & Praise Sunday theme.

**Closing:** Discuss the Home Assignment and select readers for the following week.



## 3<sup>rd</sup> Sunday of Advent (Year C)

### Home Assignment



1. The Third Sunday of Advent is a time of joy. List three people and describe something that you could do to make those people happy.

1. \_\_\_\_\_

2. \_\_\_\_\_

3. \_\_\_\_\_

2. John the Baptist spread the news about the coming of Jesus. What would you tell others about Jesus if they had never heard of him?

---

---

---

3. Draw a picture of people who are doing something that Jesus asks us to do.





## 4<sup>th</sup> Sunday of Advent (Year C)

### Violet Cloth



**Welcome:** "Good morning boys & girls. Welcome!"

**Announcements:** Make any necessary announcements before the liturgy begins.

**Candle/Book:** Choose a child to process with the candle and a parent the book.

**Song:** *Open Our Hearts* (by Christopher Walker)

**Sign of the Cross:** Lead the children in the Sign of the Cross

**First Reading:** "This is a reading from the prophet Micah."  
*The Sunday Book of Readings Adapted for Children, p. 8*  
"The Word of the Lord."  
**Children:** "Thanks be to God."

**Responsorial Psalm:** **Children's Response:** "Shine on us and we shall be saved."  
Verse 1: "God our Shepherd and Lord..."  
Verse 2: "Let your face shine on us..."

**Alleluia:** Sing the Alleluia together

**Gospel:** "This is a reading from the Gospel of Luke."  
**Children:** "Glory to you, Lord." (Three crosses - Lord be in my thoughts, in my words, and in my heart)  
*The Sunday Book of Readings Adapted for Children, p. 9*  
"The Gospel of the Lord."  
**Children:** "Praise to you, Lord Jesus Christ."



**Dialogue:** "Today's readings focus on great things taking place in small places and to humble people."

"In what city was Jesus born?" (**share** - Bethlehem) "Bethlehem was a very little town, yet this was the birth place of Jesus! Why do you think Bethlehem was chosen as the birth place of Jesus?" (**share** - to

show he was like us, to make Jesus appear like a 'regular person')  
"The prophet Micah said that Jesus would be like a shepherd.  
How is Jesus like a shepherd?" (**share** - he cares for us, he makes sure we stay together, he loves us) "Jesus was born in Bethlehem to an ordinary woman...yet he was born as our Saviour."

"Today's Gospel is about Mary, the Mother of Jesus. Mary was chosen by God, to be Jesus' mother. How do you think Mary felt when she found out that she was going to give birth to Jesus?" (**share** - confused, frightened, willing - she said yes) "Mary went to visit her cousin Elizabeth. Why was Elizabeth so happy?" (**share** - her cousin was visiting, Mary was going to have a baby) "Mary was an ordinary woman (not a queen or princess) but she was chosen by God to have this very special baby. Elizabeth and Mary, two simple and humble women, received the Holy Spirit, who gave them courage to do God's will. Although Kings and Queens were the ones to hold positions of power two thousand years ago, Elizabeth and Mary received the power of God to help in preparing people for the coming of Jesus, and to bring the Saviour of all people, Jesus, into the world."

"This week is Christmas and we can say yes to God by welcoming Jesus into our hearts. Have a wonderful Christmas with your family and think about Jesus and his family."

**Intentions:**



"Let us pray: (*The intentions can be read by the children*)  
That we welcome Jesus into the world this week, we pray to the Lord.  
**Children:** "Lord, hear our prayer."  
That those travelling this Christmas season have a safe journey,  
we pray to the Lord.  
**Children:** "Lord, hear our prayer."  
Encourage the children to share their own intentions.

**Hymn:** Catholic Book of Worship III or Glory & Praise Sunday theme.

**Closing:** Discuss the Home Assignment and select readers for the following week.



## 4<sup>th</sup> Sunday of Advent (Year C)

### Home Assignment



1. Research the town of Bethlehem. Find three facts about Bethlehem that you think are interesting or important.

---

---

---

2. Mary was chosen to be the mother of Jesus. Why do you think God chose Mary, a humble woman, to be Jesus' mother?

---

---

---

3. Draw a picture of Mary visiting her cousin Elizabeth. They were both going to have babies. Elizabeth's baby would be John the Baptist and Mary was going to give birth to Jesus!





## Holy Family (Year C)

(White Cloth)



**Welcome:** "Good morning boys & girls. Welcome"

**Announcements:** Make any necessary announcements before the liturgy begins.

**Candle/Book:** Choose a child to process with the candle and a parent the book.

**Song:** *Open Our Hearts* (by Christopher Walker)

**Sign of the Cross:** Lead the children in the Sign of the Cross

**First Reading:** "This is a reading from the letter written by Paul to the Colossians."  
*The Sunday Book of Readings Adapted for Children, p. 12*  
"The Word of the Lord."  
**Children:** "Thanks be to God."

**Responsorial Psalm:** **Children's Response:** "All families of earth rejoice to hear of the Saviour's birth."  
Verse 1: "Proclaim salvation."  
Verse 2: "God's wonders are done for the earth."

**Alleluia:** Sing the Alleluia together



**Gospel:** "This is a reading from the Gospel of Luke."  
**Children:** "Glory to you, Lord." (Three crosses - Lord be in my thoughts, in my words, and in my heart)  
*The Sunday Book of Readings Adapted for Children, p. 13*  
"The Gospel of the Lord."  
**Children:** "Praise to you, Lord Jesus Christ."

**Dialogue:** "Today is the feast of the Holy Family and the readings focus on the importance of family life."

"In the first reading, Paul wrote a letter and outlined how the members of a Christian family should act towards each other. What do you think the members of a family should do for each other?"



(share - love each other, be patient, listen to each other, etc.) "Paul says that wives and husbands should love one another and take care of each other. According to Paul, what should children do?" (share - obey, listen to their parents) "What should parents do?" (share - be patient and gentle with their children) "To be part of a family means to love and respect all the other members of the family."

"Although we just celebrated the birth of Jesus, today's Gospel tells about Jesus when he was 12 years old. After Jesus was born, he lived in Nazareth with Mary and Joseph. Each year they travelled to Jerusalem. What happened to Jesus this time when they went to Jerusalem?" (share - he disappeared) "Where was Jesus when Mary and Joseph found him?" (share - in the temple, in God's house) "Raising a child is like growing a plant. What does a plant need to grow?" (share - sun, rain, good soil, etc.) "If we only give it sunshine, will it grow?" (share - no) "If we only give it water, will it grow?" (share - no) "If we only give it good soil, will it grow?" (share - no) "In order for a plant to grow, it needs a combination of many things. A child, like Jesus, needs a combination of a good family, a community (schools, doctors, etc.) and God in order to grow. Today we celebrate the family that raised Jesus."

"This week, really make an effort to appreciate all the members of your family. Try to do something nice for each member of your family to show that you love them."

**Intentions:**



"Let us pray: *(The intentions can be read by the children)*

For all of the members of our families, we pray to the Lord.

**Children:** "Lord, hear our prayer."

For a safe, happy and healthy New Year, we pray to the Lord.

**Children:** "Lord, hear our prayer."

Encourage the children to share their own intentions.

**Hymn:** Catholic Book of Worship III or Glory & Praise Sunday theme.

**Closing:** Discuss the Home Assignment and select readers for the following week.



# Holy Family (Year C)

## Home Assignment



1. What do you think is the most important thing parents should do for their children; children should do for their parents; and brothers/sisters should do for each other?

Parents: \_\_\_\_\_

Children: \_\_\_\_\_

Brothers/Sisters: \_\_\_\_\_

2. When Joseph and Mary realized that Jesus was not with them, as they were returning to Nazareth, how do you think they felt?

---

---

---

3. Draw a picture of your family doing one of your favourite activities.





# YEAR TWO SACRAMENTAL PREPARATION PROGRAM

January (Epiphany) to April (Passion/Palm Sunday)  
Year C



Developed by the Bishop's Advisory Committee  
For Children's Catechesis



## Year C

Epiphany

Baptism of the Lord

2<sup>nd</sup> Sunday in Ordinary Time

**Ritual 10:** Confirmation: Be Sealed with the Holy Spirit

3<sup>rd</sup> Sunday in Ordinary Time

**Ritual 11:** Confirmation: Gifts and Fruits of the Holy Spirit

4<sup>th</sup> Sunday in Ordinary Time

5<sup>th</sup> Sunday in Ordinary Time

**Ritual 12:** Preparing for Ash Wednesday

1<sup>st</sup> Sunday of Lent

**Ritual 13:** Rite of Election for Catechumens

2<sup>nd</sup> Sunday of Lent

Preparation Session for Penitential Rite

3<sup>rd</sup> Sunday of Lent

**Ritual 14:** Celebration of Penitential Rite (Candidates)

4<sup>th</sup> Sunday of Lent  
**Ritual 15:** Eucharist: **Come** –The Rite of Gathering

5<sup>th</sup> Sunday of Lent  
**Ritual 16:** Eucharist: **Listen** –The Liturgy of the Word

Palm Sunday/Passion Sunday

Holy Week

## Epiphany (Year C)

(White Cloth)



**Welcome:** "Good morning boys & girls. Welcome!"

**Announcements:** Make any necessary announcements before the liturgy begins.

**Candles:** Select one child to help light the candles.

**Song:** *Open Our Hearts* (by Christopher Walker)

**Sign of the Cross:** Lead the children in making the Sign of the Cross

**First Reading:** "This is a reading from the prophet Isaiah." (*Readings may be proclaimed by a parent*)

*The Sunday Book of Readings Adapted for Children, p. 16*

"The Word of the Lord."

**Children:** "Thanks be to God."

**Responsorial Psalm:** **Children's Response:** "Rejoice to hear of the Saviour's birth!"

Verse 1: "All the nations of the earth..."

Verse 2: "Proclaim salvation..."

Verse 3: "God's wonders done for the earth..." (*Pause in silence for a moment*)

**Alleluia:** Sing the Alleluia together.

**Gospel:** "This is a reading from the Gospel of Matthew."

**Children:** "Glory to you, Lord." (*Three crosses - Lord be in my thoughts, in my words, and in my heart*)

*The Sunday Book of Readings Adapted for Children, p. 16-17*

"The Gospel of the Lord."

**Children:** "Praise to you, Lord Jesus Christ."

**Dialogue:** "Today is a very special day. It is called 'Epiphany' and it means 'showing'. We have celebrated Christmas, the birth of Jesus. Today's readings focus on how God showed and shared this good news with others."



“In the first reading, the prophet Isaiah predicts the birth of Jesus. Do you remember what he said would be seen?” (**share** - shining light) “Isaiah states that a light will come. What do you think he meant?” (**share** - accept various ideas...Jesus was the light, the star in the sky, etc.)

“In the Gospel, what was the story that was told?” (**share** - the arrival of the magi/wise men) “What had God done to announce the arrival of Jesus?” (**share** - a star in the sky showed where Jesus was) “The Gospel tells us that this light shone in the East and brought visitors from afar. The Wise Men, sometimes called “The Magi” or “Three Kings”, brought precious gifts. Do you know what they brought?” (**share**) “One brought gold, one brought frankincense, and one brought myrrh. What gift would you give Jesus?” (**share**) “In the song, the Drummer Boy played his drum for Jesus. What could we do for Jesus today? (**share** - be nice to others, share, be kind, listen to parents, etc.)

“When we try to do things to make other people happy, showing we care for others, loving others, we are giving the best gift we can give to Jesus!”

#### Intentions:



“Let us pray: (*The intentions may be read by the children*)  
For the gifts and good times we shared during the Christmas season, we pray to the Lord.  
**Children:** “Lord, hear our prayer.”  
For our families and friends, we pray to the Lord.  
**Children:** “Lord, hear our prayer.”  
Encourage the children to share their own intentions.

#### Hymn:

Choose from *Catholic Book of Worship III*, your parish hymnal, or other sourced song book. Be sure it is related to the theme of today.

#### Closing:

Discuss the Home Assignment and select readers for the following week; all parents should be encouraged to read next week’s readings with their children.



Name: \_\_\_\_\_

Date: \_\_\_\_\_

## Epiphany (Year C)

### Home Assignment



1. If you were alive when Jesus was born, what do you think you would have brought as a gift for him? And why?

---

---

---

2. If Jesus were born now, what would you give him as a gift? And why?

---

---

---

3. Draw a picture of the three Magi/Wise Men bringing their gifts to the baby Jesus.







# Baptism of the Lord (Year C)

(White Cloth)



**Welcome:** "Good morning boys & girls. Welcome!"

**Announcements:** Make any necessary announcements before the liturgy begins.

**Candles:** Select one child to help light the candles.

**Song:** *Open Our Hearts* (by Christopher Walker)

**Sign of the Cross:** Lead the children in making the Sign of the Cross

**First Reading:** "This is a reading from the prophet Isaiah." (*Readings may be proclaimed by a parent*)

*The Sunday Book of Readings Adapted for Children, p. 18*

"The Word of the Lord."

**Children:** "Thanks be to God."

**Responsorial Psalm:** **Children's Response:** "I praise you, God, for your faithful love."

Verse 1: "You free the oppressed and save the poor."

Verse 2: "The hungry are fed, the blind can see."

Verse 3: "Happy are all who hope in you." (*Pause in silence for a moment*)

**Alleluia:** Sing the Alleluia together



**Gospel:** "This is a reading from the Gospel of Luke."

**Children:** "Glory to you, Lord." (*Three crosses - Lord be in my thoughts, in my words, and in my heart*)

*The Sunday Book of Readings Adapted for Children, p. 19*

"The Gospel of the Lord."

**Children:** "Praise to you, Lord Jesus Christ."

**Dialogue:** "The readings today focus on how important Jesus was...and is!"

"The first reading is another message from the prophet Isaiah. Do you remember how Isaiah described the coming of Jesus last week?"  
(**share** - a shining light) "This week Isaiah spoke on behalf of God.

Do you remember how God described 'his servant'?" (**share** - his chosen one, his strength, his spirit) "Do you remember what God said this special servant would do?" (**share** - be a light for the world, open the eyes of the blind, free those in prison, give light to those in darkness) "Who do you think Isaiah and God were talking about in the first reading?" (**share** - Jesus)

"In the Gospel today we heard about a special baptism. Who was baptized?" (**share** - many people, and then Jesus) "By whom?" (**share** - John) "What happened when Jesus was praying?" (**share** - the Holy Spirit came in the form of a dove and, a voice from Heaven spoke)

"Water is so important and necessary for growth in plants, animals and humans; it is a sign of life. During our baptism, water was poured on our foreheads as a sign of God's life in us. When we were baptized, we received the Holy Spirit just as Jesus did, and became sons and daughters of God. We also received a candle when we were baptized, to remind us we can be a light to other people, as Jesus is our light. Like Jesus, we can serve other people.

"How can we help people, as Jesus did, in our homes, classrooms, and neighbourhoods?" (**share** - be kind, share, etc.) "Today is a wonderful day as we celebrate the Baptism of Jesus."

#### Intentions:

"Jesus was baptized. When we were baptized we were welcomed into God's family. Let us thank God: (*The intentions may be read by the children*)

For choosing us to be your children, we pray to the Lord.

**Children:** "Lord, hear our prayer."

For being our Father and loving us so much, we pray to the Lord.

**Children:** "Lord, hear our prayer."

Encourage the children to share their own intentions.



#### Hymn:

Choose from *Catholic Book of Worship III*, your parish hymnal, or other sourced song book. Be sure it is related to the theme of today.

#### Closing:

Discuss the Home Assignment and select readers for the following week; all parents should be encouraged to read next week's readings with their children.



Name: \_\_\_\_\_

Date: \_\_\_\_\_

## Baptism of the Lord (Year C)

### Home Assignment



1. Jesus is often called "a light for the world". How is Jesus similar to "light"?

---

---

---

2. In the reading, God asked his "servant" to bring justice, heal people, and free people. Can you recall a story when Jesus did one of those things?

---

---

---

3. Draw a picture of Jesus being baptized by John OR draw a picture of your own Baptism and name the people who were with you at that time.





**Ritual Session Ten**  
**2<sup>nd</sup> Sunday in Ordinary Time**  
**Confirmation:**  
**“Be Sealed with the Gift of the Holy Spirit”**

**Focus:**

**This session explores:**

- The role of the Holy Spirit in our lives.
- The sealing with the Holy Spirit in the Sacrament of Confirmation.

**Note to Catechist**

*Just as Baptism tells us the truth about ourselves – that we have been created in the image of God, that God loves us – so Confirmation reminds us that we are the image of God’s love in our world. The Holy Spirit seals this creation, enabling us to reflect the One who made us. St. John tells us that “God is love”. This love overflows into us through the death and resurrection of Jesus, “poured into our hearts through the Holy Spirit who is given to us” (Romans 5:5).*

*What does it mean to be “Sealed with the Holy Spirit”?*

*It is to be energized in the same way as Jesus was. The description of the first Christian community helps us understand this saying. Their love for one another, their prayer together, their sharing food with the needy, and their gathering for the breaking of the bread showed that they lived in the Spirit of Jesus (see Acts 2:42).*

*The meaning of the Sacrament of Confirmation is found in the presence of the Spirit of Jesus, the same Spirit who animates the Church and each individual person. When we feel an inner urge to act with goodness, honesty and generosity, the Spirit is at work. You can identify countless examples: writing a letter or listening to someone who needs a friend, inviting a lonely child to play, visiting a sick person, sharing a friend’s joy. Our individual talents manifest the Spirit, too, indicating that the Spirit of Jesus is at work within us.*

*To help people discover how the Holy Spirit works in their lives, the at-home sessions focus on Jesus and the presence of the Spirit in his person. Encourage parents to pay special attention to these gospel stories. During this time of preparation, remind parents to affirm their children’s gifts, whether they be “ordinary” or “extraordinary”. These gifts reveal the power of the Holy Spirit working every day.*

**Supplies and Environment**

- Name tags
- A chair, mat or cushion for each person present
- A table covered with the liturgical colour of the season

- A Cross
- A Bible or Lectionary
- A bowl of water
- Oil of Chrism
- White Garment
- Candle
- Baptismal Register
- Parish Seal
- Sample Baptismal certificate
- A Balloon (not inflated)
- An envelope that's been sealed with a wax seal and containing balloons (at least one for each child)
- Print copies of the "Come Holy Spirit" prayer for each family
- Music
- Refreshments

### **Prepare the Ritual Area**

Arrange as in last session

### **GATHERING**

#### **Welcome /Introductions**

Leader: *(raise arms straight up twice with energy and vigour)*

**Blessed be God! O blessed be God!**

All: ***Blessed be God! O blessed be God!***

Leader: *(cup hands around mouth)*

**Who calls you by name**

All: ***Who calls you by name.***

Leader: *(Sign of the Cross)*

**Holy and chosen one!**

All: ***Holy and chosen one!***

Leader: *Explain that this session invites participants to remember their Baptism as a time when the Lord Jesus breathed the holy breath of God into their hearts.*

*Show a Baptismal Certificate to the group and make the following points in these or similar words:*

***This official document states that someone was born again of the Holy Spirit on the day of his or her Baptism.***

***The Holy Spirit is God's breath, God's life in us. The Hebrew word for Spirit is Ruah, which also means "breath" or "wind". We can't see our breath, but we can feel it. We know what it does.***

*Illustrate by having one child blow out a candle and another blow through a straw into a glass of water.*

Ask:

***Why is breath so important to us?***

*Invite everyone to take a deep breath in-and-out and feel the life within them.*

***The Spirit is also like the wind. We can't see the wind, but we can see what it does. Can you think of examples? (Dust blowing in the wind, trees leaning, kites or flags flying) What do we see God's Spirit doing in our lives?***

- *Show the group the Parish Baptismal Register, and explain how the names of all who are Baptized in that Parish are recorded in it.*
- *Note that every Parish in every part of the world has a book like this.*
- *Point out that some children's names might be written in a register in another country.*

*Show the Oil of Chrism:*

***Chrism is Holy Oil that was blessed by the Bishop during Holy Week. A special perfume (Balsam) is added to remind us of the Holy Spirit.***

- *Remind them of a previous session that we shared regarding the Sacred Oils. Revisit the session "Anointed with Oil".*

***When someone is Confirmed, the Bishop or Priest makes the Sign of the Cross on their forehead with a Holy Oil called Chrism. This action is called "anointing". He says: "(name), be sealed with the Gift of the Holy Spirit." The confirmand (the person being confirmed) answers, "Amen". The sponsor stands behind with a hand on the confirmand's shoulder. (Demonstrate this with a child and sponsor)***

*Talk a little about "sealing" in these or similar words:*

***Long ago, letters were sealed by dripping wax on the envelope flap and making a mark on the wax with a ring. Every King or Lord had a personal ring or seal to press into the wax. Then the writer gave the letter to a messenger to deliver. If the seal were broken in any way, the recipient would suspect that someone had tampered with the letter.***



Leader: *(Show the envelope with the balloons in it. Tell the children there is a surprise inside and that they will find out what is in it when they break open the seal later in the evening.)*

***Official documents today usually carry an official stamp or seal to show that the documents are genuine. The parish seal on a certificate indicates that you truly are a member of God's family of the Church.***

*(Show the parish seal and briefly demonstrate its use. Then continue, explaining that in Confirmation, our Baptism is sealed with the gift of the Holy Spirit). Then sum up:*

***In Confirmation we celebrate what God has been doing and will keep on doing every day of our life. We cannot see God's Spirit, but we can see what the Spirit does in our lives.***

*(Give one or two concrete examples of the action of the Holy Spirit, such as telling the truth or forgiving someone when it was really hard. Ask if they have ever done something kind and good for someone without being asked.)*

Questions:

- ***Why did you do it?***
- ***Who told you to do it?***

*A team member might tell a short personal story about an experience of the Spirit's help in his/her life.*

*Explain that the group is going to learn a prayer to the Holy Spirit, with simple gestures to accompany it. Remind the participants that we also pray with our bodies through movement. Without saying a word, we can tell God quite a lot.*

***Come, Holy Spirit*** *(hands held out, palms upward)*

***Fill the hearts of your faithful*** *(hands crossed over heart)*

***and enkindle in them*** *(arms raised in front)*

***the fire of your love.*** *(and brought back with a wide gesture.)*

Note: *The Holy Spirit already dwells within us, but in this prayer we ask that the Spirit comes forth from within us. It's like saying, "Let your presence be seen, let your gifts be seen. Shine through us, make us strong and good. Help us change our world."*

## **RITUAL EXPERIENCE – Anointing**

### **PROCESSION (COME)**

*The procession will consist of the following:*

**A candidate to carry the Cross**

**A candidate to carry the cloth(s)**

**A candidate to carry the Lectionary or Bible**

**A candidate to carry a bowl of water**

**A candidate to carry the Oil of Chrism**

*Team Leader will ask those selected for the procession to go to the back of the room where someone waits to hand them the objects they will carry.*

*Invite the group to be quiet and waits for a few minutes until there is silence.*

Presider: ***In the name of the Father +  
and of the Son  
and of the Holy Spirit.***

All: ***Amen.***

Presider: ***Let us pray for the gift of God's Spirit as together we continue our journey to the table of the Lord.***

***Loving God,  
You gather us to celebrate  
and to give thanks for the breath of your Spirit in our lives.  
Bless us now and bless our prayer table.***

One candidate spreads the **cloth** on the table

***May this table be a sign that we are all one family sharing our life together.***

The Cross bearer holds the **Cross** high and, after the prayer below, places the Cross on the table.

***May this cross always be a sign to us of your great love.***

The Book bearer holds the **Lectionary** (or **Bible**) high and, after the prayer below, places the book on the table.

***May the Word be rich food for our minds and hearts.***

Candidate holds the bowl of **water** high, and, after the prayer below, places the bowl on the table.

***May this water remind us of our Baptism.***

Candidate holds the **Oil of Chrism** high, and after the prayer below, places the oil on the table.

***May this Oil remind us  
that your Holy Spirit is with us.  
We make this prayer through Jesus, your Son,  
Who lives with you and the Holy Spirit,  
for ever and ever.***

All: **Amen.**

Presider: ***On the day of your Baptism you were claimed for Christ. As you prepare to celebrate the Sacraments of (Baptism), Confirmation and Eucharist, the Christian community holds you in its heart. Remember that God loves you.***

*The Presider goes to each one present, and signs each one on the forehead with the Sign of the Cross, using the whole hand, saying:*

*(Name) the Christian community greets you joyfully again today with the Sign of Jesus' Cross, by which he has claimed you.*

### **THE WORD OF GOD (LISTEN)**

*A Team leader leads the group in the "Listen" song*

***Listen with your heart*** (action: point to ears then place hands crossed over heart)

***Listen to the Good News*** (action: point to ears and hold out palms of hands)

***Hear what God is saying*** (action: point to ears and point to sky)

***To you and me.*** (action: point to each other and yourself).

*(Repeat)*

Proclaimer of the Word: Reading from the Letter of Paul to the Ephesians  
1: 1-14 (adapted)

***The Word of the Lord***

All: ***Thanks be to God.***

*Return the bible to its place on the table.*

Leader: ***Questions:***

- ***What did you hear in this reading?***
- ***How do you feel about what God is saying to you?***
- ***Paul wrote this to his friends in Ephesus 2000 years ago. What are some of the wonderful things Paul wanted them to remember?***
- ***Why do you think Paul said, “We have been marked and sealed with the Spirit of Jesus”? (he wanted them to know what wonderful power they have – to live and love like Jesus)***

### **Rites Of Sealing And Signing (DO)**

Leader: ***Come, Holy Spirit,  
fill the hearts of your faithful  
and enkindle in them  
the fire of your love.***

*The children will be called by name to step forward. The Presider says:*

(Name), ***may the Spirit of Jesus seal your heart with love.***

### **Dismissal (GO)**

*Ministers gather the symbols and process out in the usual way.*

## **REFRESHMENTS**

### **Reflecting On The Celebration**

Leader: ***What did you like most about tonight?***

***What did you learn about the Holy Spirit?***

***What will you remember especially about tonight?***

***Do you know anyone whose life shows the gift of God's Spirit shining through? You can't see the Spirit but you can see what the Spirit is doing in that person.***

Leader: *Ask for a child volunteer to come and open the wax sealed envelope.*

*As the envelope is being opened, ask the child to tell everyone what's inside ("Balloons").*

*Point out that when the balloon is being blown up we don't see our breath, but we do see the balloon expand. So it is with the Holy Spirit, when we open ourselves to God, God's Spirit helps our hearts to expand with His love.*

*Hand out the balloons for the children to take home.*

### **Continuing The Journey At Home**

- ***Talk about what will happen when the children are confirmed.***
- ***Discuss the words and actions of the ritual.***
- ***Read at home together "Breathe on Me, Breath of God" (page 29, Come Spirit of God, Family Book).***
- ***Pray the "Come Holy Spirit" prayer each day:***

***Come, Holy Spirit,  
fill the hearts of your faithful  
and enkindle in them  
the fire of your love.***

### **Closing Ritual**

Leader: **Blessed be God! O blessed be God!**

All: ***Blessed be God! O blessed be God!***

Leader: **Who calls you by Name!**

All: ***Who calls you by Name!***

Leader: **Holy and chosen one!**

All: ***Holy and chosen one!***

Response:

**Blessed be God! O blessed be God!**

***Blessed be God! O blessed be God!***

**Ritual Session Eleven**  
**3<sup>rd</sup> Sunday in Ordinary Time**  
**Confirmation:**  
**“Gifts and Fruits of the Holy Spirit”**

**Focus**

This session is about making choices. Together with our parents, we are making another important choice. We are choosing to complete the Sacraments of Initiation and thereby become full members of our Church family. It is a very important choice.

While we are growing up in the Church, God’s love strengthens us through the actions of the Holy Spirit. The Holy Spirit guides us, giving us courage and peace, leading us to trust in God’s love. We celebrate the presence of the Holy Spirit in the Sacrament of Confirmation.

**Note to Catechist**

*Sometimes the Holy Spirit’s presence may be difficult to understand. We can imagine God as a “Father” or a “Mother”. We can relate to Jesus, who shares our experience of human existence. The Holy Spirit seems more elusive. Who is the Holy Spirit? And when does that Spirit come into our lives?*

*The Holy Spirit is not an abstract concept. To speak about the Holy Spirit is to speak about our **experience** of God. We experience God as mystery – a caring presence who is beyond our full understanding. We experience God as sharing our human history in Jesus of Nazareth. Likewise, we experience God as deep within us, in our hearts, as the intimate presence of love. Traditionally, we have named these experiences of God as “Father, Son, and Holy Spirit”.*

*God is present to us in all of life. Whenever we see something as beautiful, or recognize truth, or act out of goodness, we are living in union with God’s Holy Spirit.*

*Each of the Sacraments celebrates some work of the Holy Spirit in and among us. In this sense, we can speak of “receiving” the Spirit in each of them. Paradoxically, we receive what is already there for us.*

*Parents know that their love for their children is present even before they give them a kiss or a hug. Similarly, in the Sacraments, God’s Spirit is already present even as we celebrate. Just as a kiss and a hug make tangible the love one feels so, too, the Sacraments make real and tangible the work of the Holy Spirit in our lives.*

*In Confirmation, we celebrate the work of the Holy Spirit in the Church. Intimately related to Baptism and Eucharist, Confirmation does not add a gift of the Spirit that was not there before. One who is baptized into a relationship with Jesus Christ is intimately bound by the Holy Spirit to a community of faith (Church). The Spirit of Jesus makes us one family, one community of faith, which gives thanks to God in the Eucharist.*

*The original minister of the Sacrament of Confirmation is the Bishop. In certain circumstances, a Priest (who shares the Sacrament of Holy Orders with the Bishop) may confirm. The Bishop, however, holds a*

*unique place in the Catholic Church. He is the sign of the unity of the Church. By his very presence he reminds us that we belong to a community of faith that is larger than just our parish or our family or even of all believers alive today.*

### **Supplies and Environment**

- Name tags
- A chair, mat or cushion for each person present
- A cross
- A Bible or Lectionary
- A bowl of water
- Oil of Chrism
- White Garment
- Candle
- Baptismal Register
- Brown paper bag one for each family or box with supplies:
  - A sticker of a grad hat, or an owl, etc. (The Gift of Wisdom)
  - Knotted Pretzel and a straight Pretzel (The Gift of Understanding)
  - “I am OK” badge (The Gift of Right Judgment)
  - Smarties (The Gift of Knowledge)
  - Gum (The Gift of Courage)
  - Star Pencil (The Gift of Wonder and Awe)
  - Feather or a Sea Shell (The Gift of Respect or Reverence)
  - White Sealed Envelope and an Open Envelope
  - Fruits of the Spirit (list on a piece of paper)
- Music
- Refreshments

### **Gathering**

Welcome/Introductions

Leader: *(Raise arms straight up twice with energy and vigour)*

**Blessed be God! O blessed be God!**

All: ***Blessed be God! O blessed be God!***

Leader: *(cup hands around mouth)*

**Who calls you by name.**

All: ***Who calls you by name.***

Leader: *(sign of the cross)*

**Holy and chosen one!**

All: ***Holy and chosen one!***

Leader: *Explain that in this session we will be looking at the Gifts and Fruits of the Spirit:*

***God's Spirit lives deep down inside each of us. We can't see the Holy Spirit but we do know Holy Spirit is there. Just like the wind, we can't see it either, but we can see what it does:***

- *How it moves clouds across the sky.*
- *How it keeps kites up in the air.*
- *How it blows leaves from the trees.*

***We can see the work of the wind, but we can't actually see the wind. In the same way we can't see the Spirit but we can see the work of the Spirit:***

- *When we have the inner urge to act with goodness and generosity.*
- *To tell the truth when it's much easier to lie.*
- *When we forgive someone who's hurt us terribly – that's the Holy Spirit working within us.*
- *The Holy Spirit helps us to pray when we're not sure what to say.*

***When the Holy Spirit works within us, we're like a tree that bears fruit, only our fruit isn't apples or oranges; our fruit is,***

- |                     |                 |
|---------------------|-----------------|
| • <i>Love</i>       | <i>Joy</i>      |
| • <i>Peace</i>      | <i>Patience</i> |
| • <i>Gentleness</i> | <i>Goodness</i> |

## **RITUAL EXPERIENCE - GIFTS**

### **Procession**

The procession will consist of the following:

- A candidate to carry the cross
- A candidate to carry the cloth(s)
- A candidate to carry the Lectionary or Bible
- A candidate to carry a bowl of water
- A candidate to carry the Oil of Chrism
- A box wrapped nicely

Team Leader: *Ask those selected for the procession to go to the back of the room where someone waits to hand them the objects they will carry.*

*Invite the group to silent prayer*



Presider: ***In the name of the Father +  
and of the Son,  
and of the Holy Spirit.***

All: ***Amen.***

Presider: ***Let us pray for the gift of God's Spirit as together we continue our journey to the Table of the Lord.***

***Loving God,  
You gather us to celebrate  
and to give thanks  
for the breath of your Spirit in our lives.  
Bless us now and bless our prayer table.***

One candidate spreads the **cloth** on the table

***May this table be a sign that we are all one family sharing our life together.***

The cross bearer holds the **cross** high and, after the prayer below, places the cross on the table.

***May this cross always be a sign to us of your great love.***

The Book bearer holds the **Lectionary** (or **Bible**) high and, after the prayer below, places the book on the table.

***May the Word be rich food for our minds and hearts.***

Candidate holds the bowl of **water** high, and, after the prayer below, places the bowl on the table.

***May this water remind us of our Baptism.***

Candidate holds the **Oil of Chrism** high, and after the prayer below, places the oil on the table.

***May this Oil remind us  
that your Holy Spirit is with us.  
We make this prayer through Jesus, your Son,  
who lives with you and the Holy Spirit,  
for ever and ever.***

All: ***Amen.***

Presider: ***On the day of your Baptism you were claimed for Christ.  
As you prepare to celebrate the Sacraments of Confirmation and Eucharist,  
the Christian community holds you in its heart.  
Remember that God loves you.***

*Presider goes to each one present, and signs each one on the forehead with the sign of the cross, using the whole hand, saying:*

*(Name), **the Christian community greets you joyfully again today with the sign of Jesus' cross, by which he has claimed you.***

### **THE WORD OF GOD (LISTEN)**

A Team leader leads the group in the "Listen" song

***Listen with your heart***      *(action: point to ears then place hands crossed over heart)*

***Listen to the Good News***      *(action: point to ears and hold out palms of hands)*

***Hear what God is saying***      *(action: point to ears and point to sky)*

***To you and me.***      *(action: point to each other and yourself).*

*(Repeat)*

Proclaimer of the Word: A reading from the Letter of Paul to the Corinthians (1 Corinthians 12: 4, 7-11)

***"There are different kinds of gifts, but the same Spirit..."***

#### ***The Word of the Lord***

All:                      **Thanks be to God.**

Leader:              *Take the box from the prayer table and gathers the children together.*

*Ask the children what they think is in the box.*

*Pull out:*

- ***A sticker of a grad hat, owl, etc. – The Gift of Wisdom***  
*"For the Lord gives Wisdom..." Proverbs 2:6*  
***The Holy Spirit gives us this gift. This gift helps us make right decisions and guides us from doing wrong. A wise person knows what to do in many situations. A wise believer sees the people and events of human history fitting together in the large plan of God's love.***
- ***Knotted pretzel and a straight pretzel – The Gift of Understanding***  
*"Give me understanding that I may keep your law and observe it with my whole heart." Psalm 119: 34*  
***The Holy Spirit gives us this gift. It helps us to untie the knots to straighten out our lives when we have problems. Understanding is the gift of thinking***

*and reflecting on experience. It is letting the Word of God have room in our lives.*

- ***“I am OK” badge – The Gift of Right Judgment***

*You guide me with your counsel...” Psalm 73:24*

***The Holy Spirit gives us this gift. It encourages us to talk things over and leads us in knowing what is right and wrong and how to be courageous in doing what is right, that will let us feel comfortable with ourselves afterwards.***

- ***Smarties – The Gift of Knowledge***

*“He gives wisdom to the wise and knowledge to those who have understanding.” Daniel 2:21*

***The Holy Spirit gives us this gift. It helps us to know ourselves and the world around us. It helps us to know where our faith is leading us and what our church is about. It is the gift that makes us smart about ourselves.***

- ***Gum – The Gift of Courage***

*“Be strong in the Lord and in the strength of his power.” Ephesians 6: 10*

***The Holy Spirit gives us this gift. It helps us to walk out into the world and feel prepared. It gives us the “stick-to-it feeling” to stand up for what we believe. Courage is the strength to do what is not always easy, to stand up for the unpopular, and to speak the truth.***

- ***Star Pencil – The Gift of Wonder and Awe***

*“...their Saviour who had done great things in Egypt, wondrous works in the land of Ham, and awesome deeds by the Red Sea. Psalm 106:22*

***The Holy Spirit gives us this gift. It keeps us awestruck by the power and beauty of God in all our lives. Wonder and awe explode like a starburst when we let the Holy Spirit into our lives.***

- ***Feather or a Sea Shell – The Gift of Respect or Reverence***

*“...let us give thanks, by which we offer to God an acceptable worship with reverence and awe.” Hebrews 12:28*

***The Holy Spirit gives us this gift. It helps us to see God in everything around us. Reverence is the gift of honouring God and others. It teaches us to treat our fragile world gently.***

- ***White Sealed Envelope and an Open Envelope***

***Which envelope do we want be like? In order for the Holy Spirit to work in us, we must be open.***

- ***Fruits of the Spirit***

*When we are open we become alive and we are like the fig tree in the parable (Luke 13:6 9) – we produce good fruit.*

*The fruits of the spirit are: Charity, peace, kindness, gentleness, self-restraint, joy, patience, faithfulness, goodness.*

*Demonstrate by putting all of the above into the open envelope. Pretend to close the envelope – what happens to the gifts inside? Can they be seen by others?*

## **Refreshments**

### **Reflecting On The Celebration**

Leader: *What did you like most about tonight?*

*What did you learn about the Holy Spirit?*

*What will you remember especially about tonight?*

### **Continuing The Journey At Home**

*Take time to read the handout on the Gifts of the Spirit and again break it open as a family.*

*Look up in your Bible the references that have been quoted.*

### **Closing Ritual**

Leader: (Raise arms straight up twice with energy and vigour)

**Blessed be God! O blessed be God!**

All: *Blessed be God! O blessed be God!*

Leader: (cup hands around mouth)

**Who calls you by Name!**

All: *Who calls you by Name!*

Leader: (sign of the cross)

**Holy and chosen one!**

All: *Holy and chosen one!*



## 4<sup>th</sup> Sunday in Ordinary Time (Year C)

### (Green Cloth)



**Welcome:** "Good morning boys & girls. Welcome!"

**Announcements:** Make any necessary announcements before the liturgy begins.

**Candles:** Select one child to help light the candles.

**Song:** *Open Our Hearts* (by Christopher Walker)

**Sign of the Cross:** Lead the children in making the Sign of the Cross

**First Reading:** "This is a reading from the prophet Jeremiah." (*Readings may be proclaimed by a parent*)

*The Sunday Book of Readings Adapted for Children, p. 70*

"The Word of the Lord."

**Children:** "Thanks be to God."

**Responsorial Psalm:** **Children's Response:** "You have been my God."

Verse 1: "I have been yours..."

Verse 2: "Since the day of my birth..." (*Pause in silence for a moment*)

**Alleluia:** Sing the Alleluia together.

**Gospel:** "This is a reading from the Gospel of Luke."

**Children:** "Glory to you, Lord." (*Three crosses - Lord be in my thoughts, in my words, and in my heart*)

*The Sunday Book of Readings Adapted for Children, p. 71*

"The Gospel of the Lord."

**Children:** "Praise to you, Lord Jesus Christ."

**Dialogue:** "The readings today focus on prophets, people who speak on behalf of God and try to spread the Good News. It was not always an easy task!"

"In the first reading, Jeremiah spoke about how he became a prophet. How did Jeremiah find out that he was going to be a prophet?"

(**share** - God chose him, God spoke to him) "Why didn't Jeremiah think he could do it?" (**share** - he was too young) "What did God say

to comfort him?" (**share** - God was with him, God would make him strong) "Do you think it would be easy to be a prophet and go around and speak about God?" (**share**)

"In today's Gospel, Jesus began to speak in his home town of Nazareth. The people knew Jesus' parents. Do you remember the names of Jesus' parents?" (**share** - Joseph and Mary) "Jesus was an ordinary carpenter. What is a carpenter?" (**share** - someone who builds things out of wood, etc.) "But Jesus began to speak about God and how he performed miracles. Why do you think the crowd became angry?" (**share** - they thought he was lying, they were upset that he thought he was more special than them, etc.) "The people forced Jesus out of town and took him to the top of a hill. How do you think Jesus felt when they didn't believe him?" (**share** - sad, disappointed, upset) "The people were going to throw Jesus over the cliff, but he escaped. Jesus shared the message about God to all people, hoping that everyone would believe in God. Jesus knows and loves each one of us, and we are all equally important to him. Jesus was always ready to welcome and love everyone."

"We must open our hearts and be ready to welcome and love others just like Jesus. We are children and Jesus was a carpenter, but we can still spread the message about God and his love for us. This week, try to spread the Good News about God's love for each of us. Sometimes we don't even have to say anything. When we ACT as though we CARE about someone or something, when we show RESPECT to people, when we have a CHEERFUL ATTITUDE, we spread the love of God to others, without even saying one word."

**Intentions:**



"Let us pray: (*The intentions may be read by the children*)

That we spread the Good News about God, we pray to the Lord.

**Children:** "Lord, hear our prayer."

That we always believe in Jesus, we pray to the Lord.

**Children:** "Lord, hear our prayer."

Encourage the children to share their own intentions

**Hymn:**

Choose from *Catholic Book of Worship III*, your parish hymnal, or other sourced song book. Be sure it is related to the theme of today.

**Closing:**

Discuss the Home Assignment and select readers for the following week; all parents should be encouraged to read next week's readings with their children.



Name: \_\_\_\_\_

Date: \_\_\_\_\_

## 4<sup>th</sup> Sunday in Ordinary Time (Year C)

### Home Assignment



1. Jeremiah was called by God to be a prophet. How would you feel if God spoke directly to you and asked you to be a prophet?

---

---

---

2. Jesus spoke to the people in his home town. Why do you think it was hard for those people to respect what Jesus was saying?

---

---

---

3. Draw a picture of God speaking to Jeremiah. Use speech bubbles to express what Jeremiah and God said to each other.







## 5<sup>th</sup> Sunday in Ordinary Time (Year C)

### (Green Cloth)



**Welcome:** "Good morning boys & girls. Welcome!"

**Announcements:** Make any necessary announcements before the liturgy begins.

**Candles:** Select one child to help light the candles.

**Song:** *Open Our Hearts* (by Christopher Walker)

**Sign of the Cross:** Lead the children in making the Sign of the Cross

**First Reading:** "This is a reading from the prophet Isaiah." (*Readings may be proclaimed by a parent*)  
*The Sunday Book of Readings Adapted for Children, p. 72*  
"The Word of the Lord."  
**Children:** "Thanks be to God."

**Responsorial Psalm:** **Children's Response:** "Here I am, O my God, I come to do your will."  
Verse 1: "You have put a new song in my mouth, a song of praise to you."  
Verse 2: "I proclaim your kindness. I will sing, your love is wonderful."  
(*Pause in silence for a moment*)

**Alleluia:** Sing the Alleluia together.



**Gospel:** "This is a reading from the Gospel of Luke."  
**Children:** "Glory to you, Lord." (*Three crosses - Lord be in my thoughts, in my words, and in my heart*)  
*The Sunday Book of Readings Adapted for Children, p. 73*  
"The Gospel of the Lord."  
**Children:** "Praise to you, Lord Jesus Christ."

**Dialogue:** "The readings today focus on being called by God to spread the news about God."

"In the first reading, Isaiah had a vision. Do you remember what he saw?" (**share** - God on a throne, angels around him) "Isaiah didn't think he was worthy to be near God. Do you know why?" (**share** - he

admitted that he was a sinner [he had done some bad things]) "An angel went to Isaiah and touched his mouth with a piece of hot coal. Do you know what that did?" (**share** - he was forgiven) "God then asked if Isaiah would speak on his behalf. What did Isaiah say to God?" (**share** - 'I am here! Send me.') "If God asked you to speak on his behalf, do you think you would say yes?" (**share**)

"In today's Gospel, Jesus helps some fishermen. What were the fishermen doing when Jesus saw them?" (**share** - washing their nets) "What did Jesus tell them to do?" (**share** - row out further to catch fish) "Why did Simon not think this was a good idea?" (**share** - they had fished all night long and caught nothing) "Simon and the other fishermen were probably very tired and just wanted to go home. But Simon did exactly what Jesus told him to do. He must have really trusted and believed in Jesus. What happened when they did what Jesus suggested?" (**share** - they caught so many fish the nets were bursting) "When they returned to shore, Jesus invited these fishermen to follow him and become his disciples, his followers. He said they would be gathering people, not fish. What do you think Jesus meant by that?" (**share** - they would spread the Good News and encourage people to follow Jesus.)

"How can we 'follow' Jesus now?" (**share** - talk about God, be kind and nice to others, share, etc.) "We can be like the fishermen: believe in Jesus, do what he says, and follow him."

#### Intentions:



"Let us pray: (*The intentions may be read by the children*)

That we always trust in Jesus, we pray to the Lord.

**Children:** "Lord, hear our prayer."

That we never hesitate to follow Jesus, we pray to the Lord.

**Children:** "Lord, hear our prayer."

Encourage the children to share their own intentions

#### Hymn:

Choose from *Catholic Book of Worship III*, your parish hymnal, or other sourced song book. Be sure it is related to the theme of today.

#### Closing:

Discuss the Home Assignment and select readers for the following week; all parents should be encouraged to read next week's readings with their children.



Name: \_\_\_\_\_

Date: \_\_\_\_\_

## 5<sup>th</sup> Sunday in Ordinary Time (Year C)

### Home Assignment



1. When Jesus asked the fishermen to follow him, he told them they would be 'gathering people, not fish'. What do you think he meant by this?

---

---

---

2. The fishermen left everything to follow Jesus. They did this because they had faith in him. What do you do to show you have faith in Jesus?

---

---

---

3. Draw a picture of the fishermen in their boats on Lake Gennesaret. Show that they catch so many fish that their nets are tearing.





## **Ritual Session Twelve**

### **Preparing for Ash Wednesday**

*(Adapted from, Blessings and Prayers through the Year by Elizabeth McMahon Jeep,  
Liturgy Training Publications, pp. 123 -124.)*

#### **Note for Catechist**

*The days before Ash Wednesday are the time of carnival. In many cities of the world, there are parades with elaborate floats, gaudy street decorations in gold, green, and purple, and crazy costumes. Carnival is a time to be playful. It is a burst of color, energy, and enjoyment before the serious business of Lent begins.*

*People often wear brightly decorated masks as a way to show that Lent will be a time to put aside our ways of hiding who we are and what we really think. It may be difficult to stop pretending, so before Lent begins we relax and poke fun at ourselves with silly masks and practical jokes.*

*In the past, adults gave up eating meat for the whole of Lent. The word "carnival" means "good-bye to meat" in Latin. So Carnival, especially the last day before Ash Wednesday, was an opportunity to finish off your supply of good meat and gravy and rich pastries.*

*Carnival ends with Mardi Gras. These are the French Words for "Fat Tuesday," A day when many people eat pancakes running with butter and syrup. In Russia they are often covered with sour cream and caviar. Doughnuts are also a favorite, especially in Poland and are filled with jelly and custard. Hot cross buns and pretzels are also traditional foods for Mardi Gras.*

#### **Gathering Song:**

*"Children of God" - Christopher Walker  
"Though We Are Many" - Bernadette Farrell*

#### **Opening Prayer:**

Leader: *Blessed are you, Lord our God,  
Ruler of the universe  
for giving us this season  
of grace and happiness.*

*Blessed be God for ever.*

All: *Blessed be God for ever.*

Leader: *Loving God,  
We thank you for the promise  
that springtime will follow these last days of winter.  
We thank you for the promise*

***that Easter will follow the hard work of Lent.  
We thank you for this (day) evening  
and the choice to rejoice together.  
We thank you through Christ our Lord.***

All:               **Amen.**

*(Decorations for making masks are placed on the table)*

*Invite the children to make a mask using paper plates, etc. The mask represents or symbolizes a value or quality the child would like to make a bigger part of his or her life. Choices of masks could be:*

*Rabbit -               to show that he/she wants to move a little faster, especially regarding homework, and chores.*

*Clown -               to show that he/she wants to be happier*

*Ant-                   to show that he/she wants to be more industrious*

*Tortoise -           to show that he/she wants to slow down*

*Flower-              to show that he/she wants to grow and be more open.*

*Elephant -           to show that he/she wants to slow down*

*Or, the child may have his or her own idea. After all the masks are made, the children will be invited to share the meaning of the mask that they have made.*

*Suggest that the mask be placed in a prominent position in their home during the season of Lent to remind the children of that quality they hope to grow in which makes them more like Jesus.*

**BREAK** – juice /cookies

**Note to Catechist**

*Ash Wednesday is the first day of Lent. On that day many Christians receive a cross of ashes on their foreheads. This powerful sign has been used by God's people for hundreds of years. The cross of ashes tells friends and neighbors that we know we are not perfect. We do not always love God as we should, and we do not always act with love and care toward those around us. On Ash Wednesday we own up to that and begin a six week period of reflection, prayer, fasting, and almsgiving. The cross is a sign of suffering, but suffering that can strengthen and redeem. Ashes are a sign of death, the event that will someday bring each of us face to face with our loving and forgiving God.*

Leader: ***To the ancient peoples of the Old Testament, ashes took on some very important meanings, let's be attentive to this reading:***

***A Reading from the Book of Genesis 18: 27***

*Point out the following:*

***We see Abraham when he spoke to the Lord "see how I am presuming to talk to my Lord, even though I am but dust and ashes"***

***In the book of Job, we see where he sat down in the ashes to mourn and to do penance. Sometimes people who did penance wore sackcloth and sprinkled ashes on their heads.***

***Ashes represent helplessness – we are completely dependent on God who can do all things.***

*On another table have the following: palms saved from last year's Palm Sunday celebration; the Sacred Oils that were blessed and consecrated during Holy Week of last year; cotton balls on a paper plate (and of course the barbecue is placed outside the door)*

Leader: *Ask the children what these symbols mean.*

*This is an opportunity to remind the children and parents of the wonderful celebration of The Blessing of the Oils at the Cathedral and how the sacred oils are used in the parish.*

*It is also a time to share with the children and their families how the Church disposes of the blessed palms which were used the previous year on Palm Sunday and the left over sacred oils.*

***These palms are burned to make the ashes used on Ash Wednesday. They will be blessed by our pastor Fr. (Name) and distributed to the whole community.***

**Ritual**

***Listen with your heart*** (action: point to ears then place hands crossed over heart)

***Listen to the Good News*** (action: point to ears and hold out palms of hands)

***Hear what God is saying*** (action: point to ears and point to sky)

***To you and me.*** (action: point to each other and yourself).

*(Repeat)*



Lector: Reading from the Prophet Joel: 2:12, 13, 15, 16, 17

***The Lord said, "It isn't too late.  
You can still return to me with all your heart.  
Turn back to me with broken hearts.  
I am merciful, kind, and caring.  
Sound the trumpet on Zion!  
Call the people together.  
Bring adults, children, babies,  
And even bring newlyweds from their festivities.  
Offer this prayer near the altar:  
"Save your people, Lord God!"***

***The Word of the Lord.***

Leader: *(Raising some of the palms)*

***A year ago we held these palms and sang "Hosanna" to Jesus our Messiah.***

***We marched in procession to show that we would always follow Him.  
Now, we are going to burn these palms and renew our promise to  
always follow Him.***

***Also, at this time we are going to burn the Holy Oils that have been  
left over from last year.***

Song: *An appropriate song may be included at this point, if so desired*

*After the ritual burning of the palms and oils have been explained:*

Leader:

***Merciful God,  
Bless our journey through the desert of Lent  
and to the Baptismal waters of rebirth.  
May our fasting be a hunger for justice,  
Our alms, a making of peace;  
Our prayer, the chant of humble and grateful hearts.  
All that we do and pray is in the name of Jesus,  
For in His cross you proclaim your love now and forever.***

All: **Amen.**

Leader: *We will now sign ourselves with the Sign of the Cross.*

**Ritual Session Thirteen**  
**1<sup>st</sup> Sunday of Lent**  
**THE RITE OF ELECTION**

*The Rite of Election is ideally celebrated with the Bishop presiding; however when this is not possible the rite is celebrated in the local parish with the pastor presiding.*

***After the Homily...***

**PRESENTATION OF THE CATECHUMENS**

Leader: ***Fr. (Name), I present our Catechumens (Names), who are completing their preparation for Christian Initiation. As Easter approaches, they ask to be admitted to the Sacraments of Baptism, Confirmation and the Eucharist.***

Presider: ***Catechumens, I invite you to come forward now with your parents, godparents and sponsors.***

**AFFIRMATION BY THE PARENTS, GODPARENTS, SPONSORS AND ASSEMBLY**

Presider: ***Parents, godparents, sponsors and members of this Community: these Catechumens have asked to be initiated into the sacramental life of the Church at the Easter Vigil. In the name of God's Church, I invite you to give your recommendation on their behalf.***

***Have these Catechumens shown themselves to be sincere in their desire for Baptism, Confirmation and the Eucharist?***

Response: ***They have***

Presider: ***Have they listened well to God's Holy Word?***

Response: ***They have.***

Presider: ***Have they tried to live as faithful followers of Jesus?***

Response: ***They have.***

Presider: ***Have they taken part in our Community's life of prayer and service?***

Response: ***They have.***

## **INVITATION AND ENROLLMENT OF NAMES**

Presider: ***Catechumens, your catechists, sponsors and godparents have spoken in your favour. The Church in the name of Christ accepts their word and calls you to celebrate the Easter Sacraments.***

***Now you must let the whole Church know that you have heard the Spirit of the Risen Christ calling you and that you want to follow Jesus the Christ.***

***Therefore, do you wish to become full members of the Church through the Sacraments of Baptism, Confirmation and the Eucharist?***

Catechumens: ***I do.***

Presider: ***Then in the name of this community, we give voice to the call God has given each of you in your heart.***

*(Leader will call out the names. The Catechumens will respond "Here I Am" and will move with their godparent(s) for inscription of names in THE BOOK OF THE ELECT.)*

Choir: *(An acclamation is sung after each name is called).*

## **ACT OF ADMISSION OR ELECTION**

Presider: ***(Name), I am happy to declare you among the Elect of God. You have been chosen to be initiated during the Easter Season through the Sacraments of Baptism, Confirmation and the Eucharist.***

All: ***Thanks be to God.***

Presider: ***God is always faithful to those who are called. I encourage you on your part, to try to know, love and serve the Lord more and more each day.***

Presider: *(To godparents and community)*

***Friends, you have spoken in favour of these Catechumens. May the Lord bring joy to your hearts as you hear the desire for eternal life being voiced in these Elect. May you continue to bear witness to your faith by what you say and what you do, because your good example will influence these newly Elect.***

All: ***Amen.***

### **PRAYER OVER THE ELECT**

Presider:       *(With outstretched hands)*  
**Lord God,**  
***You have created and called all persons.***  
***Bless and guide these chosen ones;***  
***strengthen them in their vocation,***  
***call them into the kingdom of your Son,***  
***and seal them with the Spirit of your promise.***

*(Presider will invite the Community to stand and extend their hands over the Elect)*

### **DISMISSAL OF THE ELECT**

Presider:       ***Members of the Elect, this community now sends you forth to reflect more deeply upon the Word of God which you have shared with us today. Be assured of our loving support and prayers for you. We look forward to the day when you will share fully at the Lord's Table. Amen.***

Choir:           *(will sing an appropriate song)*

### **Creed**

### **Prayers of the Faithful**

*(Mass continues as usual)*



## **Second Sunday of Lent: Preparation Session** **The Penitential Rite (Scrutiny)**

### **Note for Catechist**

***According to the Rite (RCIA), the Penitential Rite is “a proper occasion for baptized children of the catechetical group to celebrate the Sacrament of Reconciliation for the first time (#293)***

*This preparation session uses the images that emerge from the prayers and readings of the Second Scrutiny (celebrated on the Fourth Sunday of Lent). This session would take place on the Third Sunday of Lent. It is best if it is celebrated outside Mass.*

### **Needed:**

- A prayer table
- Cloth
- Cross
- Candle
- Lectionary (or Bible)

### **INTRODUCTORY RITES**

1. Song
2. Greeting
3. Opening Prayer

***God of Power,  
look upon these your children  
as they deepen their understanding of the Gospel.  
Grant that they may come to know and love you  
with receptive minds and generous hearts.  
Teach them through this time of preparation  
and enfold them within your Church,  
so that they may share your holy mysteries  
both on earth and in heaven.  
We ask this through Christ our Lord.***

**Amen.**

### **LITURGY OF THE WORD**

***My Story and God’s Story/Reflection on darkness***

Catechist: *invite the children and adults to take a comfortable position on the floor or in the chairs. Lead the group through a relaxation exercise of deep breathing and muscle stretching. Then move the group through a guided meditation.*

***I invite you to close your eyes and walk with me through an imagination exercise.***

***First, welcome Jesus into your heart. Talk with Jesus for a little while, and tell Jesus how you are feeling today. Invite Jesus to come and walk with you now.***

***You and Jesus are walking down a road.  
The road is lined with trees.***

***Imagine yourself on the road with Jesus and anyone else you want to be there; maybe a parent, a godparent, a friend, or just you and Jesus. (pause)***

***It is early evening and it is starting to get dark as you walk down the road. You stop at a grassy hill and sit down with Jesus.***

***The sky has become dark.  
The darkness is all around you.  
You are not afraid because Jesus is with you.  
But you start to think about the things that make you feel uncomfortable.  
(pause)***

***Maybe things at home. At school. In the world.  
(pause)***

***Talk to Jesus about yourself, now.  
There are things outside of us that we don't like.***

***Is there anything inside you that you need to change or work on? Tell Jesus about that now.  
(pause)***

***Finally, talk with Jesus about the good parts you see in yourself. Tell Jesus about those parts of yourself.***

***When you are finished talking to Jesus, you look up and see the bright moon and millions of stars. You feel as though you are surrounded by light. You feel the warmth of the light.***

*Listen, now, to a reading from the Letter of Paul to the Ephesians 5: 8-14.*

**“Live as children of light – for the fruit of the light is found in all that is good and right and true. Try to find out what is pleasing to the Lord. Take no part in the unfruitful works of darkness but instead expose them. For it is shameful even to mention what such people do secretly; but everything exposed by the light becomes visible, for everything that becomes visible is light. Therefore it says, ‘Sleeper, awake! Rise from the dead, And Christ will shine on you’ “**

***The Word of the Lord.***

Catechist:

*In small groups (or in a large group) ask the children to share some of the things they told Jesus.*

***What in the world makes you uncomfortable or not feel right?  
What in themselves do they want to change?***

*Incorporate their responses into a litany as an adaptation of the intercession in the Scrutiny. For example,*

***That God may dispel darkness and be the light that  
shines in our hearts; let us pray to the Lord.***

***That God may gently lead us to Christ, the light of the  
world; let us pray to the Lord.***

***That, freed by the power of the Spirit, we may put all fear  
behind them and press forward with confidence; let us pray to  
the Lord.***

***That we who are faced with the values of the world may  
remain faithful to the spirit of the Gospel; let us pray to the  
Lord.***

***That, as children of God, we may openly admit our weaknesses and faults; let  
us pray to the Lord.***



### **Connecting With The Rite**

*Make reference to the upcoming Scrutiny being a time when the community will pray for the elect and candidates. It is a time when the community prays that God will take away the darkness and that Jesus will be their light.*

#### **Closing Prayer:**

*Loving Father,  
We want to walk with Jesus,  
Who gave His life for us.  
Help us to follow Him.*

*Loving Father,  
free these young people  
from whatever could make them turn from you,  
and help them always to walk in your light.*

*If they stumble on the way,  
help them up with the power of your hand,  
that they may rise again  
and continue on their journey to you  
with Jesus Christ our Lord.*

*Help us to walk with Jesus,  
Who gave His life for us.  
Help us to follow Him.*

All:           **Amen.**

**Ritual Session Fourteen**  
**3<sup>rd</sup> Sunday of Lent**  
**Scrutinies – Penitential Rite**

**Note to Catechist**

*It is best if this session takes place outside of Mass.*

**Supplies and Environment**

- A prayer table
- Cloth (liturgical colour purple)
- Cross
- Candle
- Lectionary

**Gathering Song**

**“You Have Called Us”** (*Share The Light* by Bernadette Farrell)  
**“Jesus, You Love Us”** (*Christopher Walker – Calling All Children*)

**Greeting**

Presider: ***I welcome you in the name of the Father, and of the Son and of the Holy Spirit.***

All: **Amen.**

Presider: *Explain that the rite will have different meanings for the different participants; the children who are catechumens; the children who are already baptized, particularly those who will celebrate the Sacrament of Reconciliation for the first time; the parents, godparents, sponsors, catechists, etc. All these participants in their own different ways are going to hear the comforting message of pardon for sin, for which they will praise the Father’s mercy.*

**Opening Prayer**

Presider: ***God of pardon and mercy,  
you reveal yourself in your readiness to forgive  
and manifest your glory by making us holy.  
Grant that we who repent  
may be cleansed from sin  
and restored to your life of grace.***

***We ask this through Christ our Lord.***

All: **Amen.**

## **Liturgy of the Word**

Presider: *Gospel: John 9: 1, 6-9, 13-17, 34-39 – (The man born blind).*

*Homily*

## **Exorcism**

Presider: ***God of mercy and Father of all,  
look upon [Name(s)] who will soon be baptized.***

Children: **We have heard the words of Jesus  
And we love them.**

Presider: ***Even though they try to live as your children,  
they sometimes find this difficult.***

Children: **Father, we want always to do what pleases you,  
but sometimes we find this hard.**

Presider: ***Loving Father,  
free these young people  
from whatever could make them sin  
and help them always to walk in your light.***

Children: **We want to walk with Jesus,  
who gave his life for us.  
Help us, Father, to follow him.**

Presider: ***If they stumble on the way  
and do not please you,  
help them up with the power of your hand,  
that they may rise again  
and continue on their journey to you  
with Jesus Christ our Lord.***

Children: **Father, give us strength.**

## **Prayers of Intercession**

Presider: ***Let us pray for [Name(s)] who are preparing themselves for the sacraments of  
Christian initiation and for all those who will receive God's forgiveness in the  
Sacrament of Reconciliation for the first time and for ourselves, who seek the  
mercy of Christ.***

Catechist: *That God may dispel darkness and be the light that shines in their hearts, let us pray to the Lord,*

All: Lord, hear our prayer.

Catechist: *That he may gently lead them to Christ, the light of the world, let us pray to the Lord,*

All: Lord, hear our prayer.

Catechist: *That they may open our hearts to the Lord Jesus with gratitude and faith, let us pray to the Lord,*

All: Lord, hear our prayer.

Catechist: *That he may heal them and preserve them from the unbelief of this world, let us pray to the Lord,*

All: Lord, hear our prayer.

Catechist: *That enlightened by the Holy Spirit, they may never fail to profess the Good News of salvation and share it with others, let us pray to the Lord,*

All: Lord, hear our prayer.

Catechist: *That all of us, by the example of our lives, may become in Christ the light of the world, let us pray to the Lord,*

All: Lord, hear our prayer.

*This part is included when you have children of catechetical age preparing for the Sacraments of Confirmation and First Communion.*

### **Examination Of Conscience**

Reader 1: *For the times we have walked in darkness and turned away from the light of your grace...*

All: Lord, we ask for healing.

Reader 2: *For the times we have withheld the light of goodness, patience, and forgiveness from our family members or friends...*

All: Lord, we ask for healing.

Reader 1: *For the times we have given bad example in school, in the workplace...*

All: Lord, we ask for healing.

Reader 2: *For the times we have lied about or passed judgment on others...*

All: Lord, we ask for healing.

Reader 1: *For the times we have chosen and valued goods when others' needs were greater than our own...*

All: Lord, we ask for healing.

Reader 2: *For the times, we have hidden from the light when called to take a stand for peace, justice, and the common good...*

All: Lord, we ask for healing.

Presider: *As children of God, called into the light, let us pray together the Lord's Prayer.*

All: Our Father, who art in heaven...

### **Invitation To Individual Reconciliation**

#### **Final Prayer And Blessing**

Presider: *Merciful God, you have heard our prayers and freed us from our transgressions. In doing so, you have offered us your own gift of light; in thanksgiving, we now share a sign of peace with one another.*

*Exchange a sign of peace, e.g. "The Light of Christ be with you".*

Presider: *Let us pray:*

*May the Lord Jesus bless you and protect you, may he guide you and keep you always in his light.*

All: **Amen.**

Presider: ***May the Lord Jesus help you to stay true to the promises you have made today and protect you from all harm, in the name of the Father and of the Son and of the Holy Spirit.***

All: **Amen.**

**Closing Hymn:** *"Share the Light," Bernadette Farrell.*



**Ritual Session Fifteen**  
**4<sup>th</sup> Sunday of Lent**  
**“COME” The Rite of Gathering**

**Focus:**

- Lead the children to an understanding of the Eucharist as the meal of thanksgiving in which we receive the Body and Blood of Christ.
- Present the sacrament of Eucharist as the celebration of our full belonging to the Catholic Church.

**Catechist Background Notes:**

*Meals for people of all ages are times of nourishment and sharing. The word meal connotes more than just “eating”. When we use the words meal, supper, or dinner, we mean more than just “putting food into our mouths”.*

*Meals in the Jewish tradition have a special importance. Throughout the history of the Jewish people meals have been times of celebration and worship. The meal blessing for the pious Jew is a time of worship – as important a part of their prayer life as attending the temple or synagogue service. Even today one of the most important feasts in the Jewish year – Passover – is celebrated by the family gathered around the table for a meal.*

*The Last Supper became a special symbol for all Christian people because of what Jesus said and did. It was, however, only one of many suppers Jesus had shared with his friends.*

*The Directory for Masses with Children urges us to provide children with an appropriate catechesis on the Mass. This document asks that, in the catechesis that prepares children for first communion, they learn to “take part actively with the people of God in the Eucharist, sharing in the Lord’s table and the community of their brothers and sisters. (#12)*

*For this reason the next four gatherings are modelled after the four-part structure of the Eucharistic celebration, and identify and capture the essence of each of the four parts using these key words: “Come, Listen, Do, and Go.”*

***On the day of our baptism, Jesus welcomed us into the family of Christians. Now he says:***

***“Come gather with the Family of the Church.”***

*Fr. John Gallen calls the Gathering Rites of the Eucharist a “promising presence” (“Promising, Presence, Gathering Rites for Eucharist,” **Modern Liturgy**, vol. 18, no. 6, 6-8). We begin to experience the treasure of Christ’s real presence in his Body, the Church, made visible in the assembly. We celebrate who we are: the Church, the Body of Christ. These Rites also promise much more, a promise fulfilled by sharing word and meal.*



*The General Instruction of the Roman Missal (GIRM) explains that the Gathering Rites make the assembled people a unified community and prepare them properly to listen to God's word and to celebrate the Eucharist (#24). The document further captures the essence of the assembly's gathering: "After the entrance song, the priest and the whole assembly make the Sign of the Cross. Then through his greeting the priest declares to the assembled community that the Lord is present. This greeting and the congregation's response express the mystery of the gathered church" (#28).*

### **Catechist Reflection**

*Baptism and Confirmation are clearly a beginning. Taken by themselves, they are not enough. They point us to something more: the Eucharist.*

*Eucharist is the heart and soul of Christian initiation. It is the Christian's identification with the life, death, and resurrection of Jesus. When the baptized-confirmed person joins the worshipping community in the breaking of the bread and the sharing of the cup, he or she shares fully in the sacramental celebration of life in Jesus Christ, the Risen Lord.*

*When considered together, the three Sacraments of Initiation show the full dignity of Christian identity. The Christian is one who is immersed in the fullness of God (baptism) and has been sealed with the Holy Spirit in a community of faith (Confirmation) and joins in the thanksgiving meal of the Christian community (Eucharist).*

*We are always challenged as Catholics with the need for an "altar call" or some manner in which we can declare our commitment to live as Christians, making real our belief in Jesus as our Savior the Lord.*

*We do not believe that we can declare ourselves once and for all time to be Christian people who have fully arrived. In our Catholic tradition, we understand ourselves to be a pilgrim people who are always on a journey towards wholeness. For us, the Eucharistic "Amen" that we make to the Body and Blood of Christ is our sign of commitment to follow that journey daily. It is our statement of belief in Jesus as Lord and our proclamation of his kingdom in our lives.*

### **Supplies and Environment**

- Name tags
- A chair, mat or cushion for each person present
- A table covered with the liturgical colour of the season
- A cross – preferably the Processional Cross from the church or a simple wooden cross
- Two processional candles
- A bible or Lectionary
- A bowl of water
- White Garment
- Oils of Catechumens and Chrism
- Music
- Refreshments

**Also needed for this gathering:**

1. Materials with which each family can make a simple wooden cross: twigs, yarn, driftwood or small pieces of soft wood cut into suitable lengths; small nails or tacks; hammers.
2. Prepare a simple, large (e.g. 4' X 6' or 1 m. X 2 m.) piece of fabric or poster paper that will be used to create a banner). At the end of each of the next four sessions, the letters of the key word for that evening's session will be added to the banner as a final gesture and summary. For this session, you will need to have cut out the letters **C O M E**. You might decorate the banner with simple Eucharistic symbols.
3. Have small wooden crosses ready to give to each child, if you are presenting crosses.

**Prepare The Ritual Area**

*Arrange as in last session*

**GATHERING**

**Welcome / Introductions**

Leader: (Raise arms straight up twice with energy and vigour)  
**Blessed be God! O blessed be God!**

All: ***Blessed be God! O blessed be God!***

Leader: (cup hands around mouth)  
**Who calls you by name.**

All: ***Who calls you by name.***

Leader: (Sign of the Cross)  
**Holy and chosen one!**

All: ***Holy and chosen one!***

Leader: *Revisit the home activity of the last session.*

Catechist: *(Takes up discussion on the Cross)*

- ***What do we often see when we come into a small town or village almost everywhere in the Christian world?*** [a Church Steeple, with a Cross]
- ***What do we often do when we first come into a church?*** [Make the Sign of the Cross]

- ***What are some other ties we see or use a Cross in church?*** [Cross leads the procession, Sign of the Cross at beginning of Mass, and blessing at end]

**Option:**

Catechist: ***Also, I would like to tell you something very interesting about the Cross. A ship has sometimes been used as a symbol of the church – it is called the Barque of Peter” (“barque” is a type of sailing ship). It seems this name was given to the Church because of the ship’s mast and yardarm. Long ago, it reminded people of the Cross of Jesus. The Cross is the most important symbol of our Christian faith.***

***Why do we treasure the Cross so much?***

[It is a sign of Jesus’ death and resurrection, of God’s great love for us.]

*Illustrate this by standing with outstretched arms, which saying:*

***“Think about how our body forms a Cross. When we hug someone, we begin with outstretched arms. That’s why Jesus died on the Cross when he opened his arms to the whole world.”***

***Why do you think the Cross is sometimes called the “Tree of Life”?***

***Think of what a tree does.***

*Hopefully you may hear:*

- Grows tall and strong
- Provides shade, shelter, fruit, seeds
- Seeds produce new life
- When a tree dies, it makes the soil rich and helps produce new life.

Catechist: ***From the Tree of the Cross, Jesus entered into new life.***

***After his friends met the Risen Jesus, they understood. It was because of the tree of the Cross that Jesus was able to pass over into new life and share this life with everyone by sending his Spirit to us. And that is why they called the Cross the “Tree of Life”, not the “Tree of Death”.***

***It is the Sign of Jesus’ victory over sin and death.***

***And so every Sunday, the Lord Jesus says “Come gather with me and remember my story” The Sign of the Cross tells our Christian story: that Jesus died, rose from the dead, and is with us now, and that we will live forever.***

Catechist: ***Do you remember what the priest says after we make the Sign of the Cross?***

[“The Lord be with you,”]

***What is our response?*** [“And with your spirit”]

***These words promise more wonderful things to come.***

***The Lord is truly with us when we gather.***

**PROCESSION (COME)**

*Team leader will ask those selected for the procession to go to the back of the room where someone waits to hand them the objects they will carry.*

*Invites the group to be quiet and waits for a few minutes till silence settles.*

Music: “Lift High the Cross”

*The procession gathers around the prayer table so as not to block people*

Presider: ***With care and with love, let us begin with the Sign of the Cross:***

***In the name of the Father +  
and of the Son  
and of the Holy Spirit.***

All: ***Amen.***

Presider: ***The Lord be with you.***

All: ***And with your spirit.***

Presider: ***Let us pray,***

***Loving God,  
You gather us today around the cross of your Son Jesus.  
We come as his friends and followers.  
Help us to treasure the cross in our hearts and in our minds  
As the sign of how much you love us.***

*One candidate spreads the cloth on the table.*

***May this table be a sign that we are all one family sharing our life together.***

*The Cross bearer holds the cross high and, after the prayer below, places the cross on the table.*

***May this cross always be a sign to us of your great love.***

The Book bearer holds the **Lectionary** (or **Bible**) high and, after the prayer below, places the book on the table.

**May the Word be rich food for our minds and hearts.**

**We make this prayer to you through Christ our Lord.**

All: **Amen.**

### **The Word Of God (LISTEN)**

*As the Proclaimer of the Word reverently takes the Lectionary (or Bible) from the prayer table, the other Leader leads the congregation in a gospel acclamation –*

**Listen with your heart** (action: point to ears then place hands crossed over heart)

**Listen to the Good News** (action: point to ears and hold out palms of hands)

**Hear what God is saying** (action: point to ears and point to sky)

**To you and me.** (action: point to each other and yourself).

*(Repeat)*

Proclaimer: **A reading from the Gospel according to John**

***Jesus said, “Truly I tell you, God’s Chosen One must be lifted up so that everyone who believes in him will live forever. Yes, God loved the world so much that he gave his only Son so that everyone who believes in him may not be lost but may have eternal life.”***

***The Gospel of the Lord.***

All: **Praise to you, Lord Jesus Christ.**

*Allow a few moments of silence.*

### **Option 1.**

*Invite the group to break into smaller groups for a short period of reflection. The smaller groups should include children and parents together. If you choose to work in family groups, make sure that each group has a copy of the reading.*

*Have the following questions ready for distribution:*

- *What did you hear in this reading?*

- *What do you think is meant by “lifted up”? [Jesus was “lifted up” on the Cross, but it also means Jesus was raised up, lifted up to a new life in the resurrection.]*
- *Who can remember why God sent Jesus into the world? [God loved the world (us) so much. To show us how to live rightly]*
- *What do you think of when you hear the words “eternal life”? (If answers stress heaven or other “after-death” ideas, affirm these, and also explain that eternal life begins now because the Spirit lives in our hearts.)*
- *What led our procession this morning (tonight)? Why?*

## **Option 2.**

*Catechist dialogues with the children alone, or with the whole group using the same questions.*

*When people have shared their responses to these questions of how Jesus is with us, you might point out that verse 16 is sometimes called “the heart of the gospel” or a kind of a “mini-gospel”. Encourage the children to learn it by heart.*

- ***The Lord Jesus says, “Come, gather with me and remember my story”***
- ***The Sign of the Cross tells us our Christian story: that Jesus died, rose from the dead, and is with us now, and that we will live with him forever. From the very earliest times, Christians have felt closest to Jesus when they meet to do what he did the night before he died. Today Christians come together to do this every Sunday.***

## **Rite of Lifting Up And Signing (DO)**

*(If they have already made their crosses they are invited to lift their crosses high as they sing “Lift High the Cross”.*

*If this is a task for each family to do at home you can form a procession around your space, or in the Worship Area of your church, following the Processional Cross. The children like to take turns carrying the Processional Cross.*

*When all have returned to their places:*

Presider: ***Let us pray.  
Lord our God, be with us now as we pray.  
Look with favour on these children  
as they prepare to join us around your holy table.  
As you bless them with divine grace,  
so we now bless them with our love.***

*Invite parents to sign their child’s forehead, using their own words as they do this.*

Presider: ***Dear children,  
as your parents traced the Sign of the Cross  
on your forehead,  
God signed you in your hearts.  
All through your life, the Cross will remind you  
of God's great love for you.***

**Optional:**

*If you are presenting the children with wooden crosses, you may do this now. The presider gives each child a cross, using these or other words:*

Presider: ***Wear this cross as a reminder that you are a friend  
and follower of Jesus.***

*When all the crosses have been presented, the presider continues:*

Presider: ***Loving God, we thank you for raising up Jesus  
and making him Lord of Life.  
We are glad to be marked with (to wear)  
this Sign of His love for us.***

All: **Amen.**

**Dismissal (GO)**

Closing Song: ***"Lift High the Cross"***

*Ministers gather symbols and process out.*

Presider: ***We ask you now to bless this food which we are about to share.  
We make this prayer through Jesus, who is Lord.***

**Refreshments.**

**Reflection On The Celebration**

*Catechist begins a general discussion, using the following questions:*

- ***How did you feel about what we did tonight?***

- ***What did you like especially?***
- ***Why is the Cross so important to us?***
- ***Who really gathers us on Sunday?***
- ***Why?***

*Then review the evening's activities. This will also serve as a preview for the sessions to come. Be sure to include the following points:*

***We come;  
we listen;  
we do;  
we go.***

#### **Banner Activity:**

*Invite one child to place all the letters of the word "Come" on the banner, or invite four children each to place one letter of the word "Come" on the banner.*

#### **Continuing The Journey At Home**

*Encourage families to:*

*Make their own progressive Eucharist banner at home. This means that each week, for the next four weeks, they will add a new word to their banner that describes the Eucharistic action.*





**Ritual Session Sixteen**  
**5<sup>th</sup> Sunday of Lent**  
**“LISTEN”: The Liturgy of the Word**

**Focus**

**This session emphasizes:**

- **Learning to listen to those around us so that we can hear God speaking to us.**
- **Appreciating the liturgy of the word as a special time when God speaks to us.**

**Catechist Reflection**

*Words are very important to us. They are our way of communicating, of making ourselves understood. As believers we also understand the deeper significance of words, especially in Sacred Scripture. God’s Word is a word that is also an action. It is a word that accomplishes what it signifies.*

*Jesus was just such a “word”. In the Gospel of John, Jesus is “the Word made flesh.” We bring this understanding of “Word” to the Liturgy of the Word at Mass.*

*In gathering, we recognize that God is present in our community. In the proclamation of the Word, we recognize that God is present in this very sharing of Scripture. By sharing in this Word we come to be what we proclaim. The Word of God shapes us.*

*This Word of God is not static. It is not just letters on a page. The Word is to be proclaimed aloud to the gathered people. The reader is responsible to minister to the community through the prayerful proclamation of this Word; the rest of the people are responsible to be ministers to one another through careful and active listening to the “Living Word”.*

**LISTEN TO MY WORD**

*When Christians gather to celebrate, they too tell stories. The Liturgy of the Word tells the ancient story of human beings who experienced God’s constant presence in their lives. At the centre of life is a God who is passionately interested in us.*

*As we rediscover the Scriptures, we find stories that give deep meaning to our lives. We encounter people of the past who witnessed to God’s presence in their lives. We meet people who hear God’s voice in daily events and even in the sound of a gentle breeze. We read stories of men and women of faith, stories of human greatness, stories of human failure, of sin and of redemption.*

*Jesus' story is the most astounding story of God. When we Christians listen to that story, the story of a man in whom we see the face of God, we call it "Gospel". It is "Good News" because it is a story full of hope. Let us listen carefully to this story, for our lives depend on it.*

*Christian families usually have an innate sense of the importance of knowing the biblical stories of Jesus. Encourage parents to read and tell these stories at home, to talk together about the Sunday gospel and to explore its meaning for their lives. In telling these stories, we remember who we are and to whom we belong.*

### **Supplies and Environment**

- Name tags
- A chair, mat or cushion for each person present
- A table covered with the liturgical colour of the season
- A cross- preferably the Processional Cross from the church or a simple wooden cross
- Two processional candles
- A Bible or Lectionary
- A bowl of water
- White garment
- Oils of the Catechumens and Chrism
- Prepared piece of fabric or poster paper (from the last week) with the letters **C-O-M-E** on it. This week you will be adding the word **L-I-S-T-E-N**
- Music
- Refreshments

### **GATHERING**

#### **Welcome / Introductions**

Leader: (Raise arms straight up twice with energy and vigour)

**Blessed be God! O blessed be God!**

All: ***Blessed be God! O blessed be God!***

Leader: (cup hands around mouth)

**Who calls you by name.**

All: ***Who calls you by name.***

Leader: (Sign of the Cross)  
**Holy and chosen one!**  
All: ***Holy and chosen one!***

*Leader: revisit the home activity of the last session.*

### **Introductory activities**

*Catechist: Explains that the opening exercise deals with listening. Its aim is to help the participants recognize that listening is an activity of the whole being, ears and mind and heart. Learning to listen well to people in our lives and to the feelings within us can help us to listen to God better. People find it hard to believe in a God who listens when they experience people who don't listen.*

### **Choose from the following options:**

a) Stories

#### **Mother's stories**

1. When my youngest was a toddler, as she would babble at my heels while I worked in the house, I would murmur gentle, agreeing sounds. One day she got totally exasperated, climbed on the chair next to the sink, grabbed by face with both hands and said, "I talka you, Mommy!" She did not need a degree in clinical psychology to know I wasn't listening!

2. It's late and supper isn't ready yet. Dad and the rest of the family will be home any minute. Mom is rushing around and little Sara, her constant companion and helper, is stirring up some biscuits.

"Mama?" asks Sara in a muffled voice, as Mom stirs the soup on the stove, her back to Sara.

"Mom!! Listen to me!"

"Oh, Sara, I am listening," says Mom, still stirring. She turns her head, but doesn't look at Sara. Sara begins to cry. Her mom turns off the stove and goes over to Sara.

"What's the matter, dear? I can hear you." "But your eyes aren't listening!" Sara cries.

*Diane and Sara Waldbillig.*

b) A Skit

*Invite a father and a child to dramatize the following scene:*

*The father is reading a newspaper or book. A child bounces in with exciting news: "Daddy, do you know what?" (make up a story). The father keeps on reading and responds with, "Uh-huh, that's good," etc. Complete absence of attentive listening.*

*Child shows typical reaction: disappointment, frustration. Leaves room, head down, picture of dejection.*

***Invite the participants to form into groups to talk about the stories and/or skit, and to suggest some tips on how to be good listeners.***

c) A fun listening activity

*Ahead of time, partly fill small, empty plastic vitamin bottles with items as sand, rice, pennies, beads, etc. Give each child a container and invite them to find others with similar sounding shakers and form groups. Invite them to share about what helps them to listen well.*

*On regrouping, talk about listening in a different, more challenging way – not only with our ears, but with our hearts and minds. Children could take their "shakers" home as a reminder to be a good listener.*

**PROCESSION (COME)**

Team leader: *ask those selected for the procession to go to the back of the room where someone waits to hand them the objects they will carry.*

*Invite the group to be quiet and waits for a few minutes till silence settles.*

Music: (soft background music)

*The procession gathers around the prayer table so as not to block people*

Presider: ***In the name of the Father +  
and of the Son  
and of the Holy Spirit.***

All: ***Amen.***

Presider: ***The Lord be with you.***

All: **And with your spirit.**

Presider: ***Let us pray  
for the gift of God's Spirit  
as we journey with Jesus  
toward Holy Thursday,  
Good Friday and Easter Sunday.***

*Silence*

***God our Father,  
because we have heard your invitation,  
we are gathered here with open hearts  
to listen to your Word and to celebrate  
the wonderful gift of your word in our lives.  
We ask you loving God, to bless us.***

One candidate spreads the **cloth** on the table

***May this table be a sign that we are all one family sharing our life together.***

The Cross bearer holds the **cross** high and, after the prayer below, places the Cross on the table.

***May this cross always be a sign to us of your great love.***

The Book bearer holds the **Lectionary** (or **Bible**) high and, after the prayer below, places the book on the table.

Presider: ***May God's Word be for us and for our families  
food for our minds and hearts.  
Help us today to feel the joy  
that comes from listening  
to your holy Word.  
This we ask through your Son, Jesus our Lord.***

All: **Amen.**

### **The Word of God (LISTEN)**

*As the Proclaimer of the Word reverently takes the Bible or Lectionary from the prayer table, the other Leader leads the congregation in a gospel acclamation:*

Leader: ***Listen with your heart*** (action: point to ears then place hands crossed over heart)

***Listen to the Good News*** (action: point to ears and hold out palms of hands)

**Hear what God is saying** (action: point to ears and point to sky)

**To you and me.** (action: point to each other and yourself).

*(Repeat)*

Presider: ***A reading from the Holy Gospel according to Luke.***

***Once a woman in the crowd raised her voice and said to Jesus: “How blessed is the mother of a son like you!” But Jesus answered, “Blessed rather are those who hear the word of God and keep it.”***

***The Good News, the Gospel of the Lord.***

All: **Praise to you Lord Jesus Christ.**

*(a moment or two of silence follows)*

Catechist: ***What did you hear Jesus say to you in this reading?***

***What do you think of Jesus’ answer to the woman?***

*Guide the children to see that Jesus is telling us that his mother, Mary, is blessed or happy because she listened to God’s Word with her ears and with an open, listening heart. God’s Word was precious to her; she treasured it in her heart.*

***How can we be blessed like Mary?***

***What is Jesus asking you to do this week?***

*Discuss with the group what this Word of Jesus is saying to us today.*

Catechist: Lead the group in saying:

***“Jesus said: Ephphatha!”*** (pronounced “EHF-uh-thuh”)

***Where in our journey did we hear this word before?***

*Remind the group of the Session called Awakened to Grace – “Ephphatha Rite” that we celebrated last November.*

*This is part of the Rite of Baptism where after we received our lit candle, our ears and lips were touched, and the family of God prayed:*

***The Lord Jesus made the deaf hear and the mute speak: May he soon touch your ears to receive his Word, and your mouth to proclaim his faith, to the praise and glory of God, the Father.***

Presider: Proclaim the Gospel of Mark 7: 31-37.

Catechist: ***What did you hear in this story?  
How do you think the man felt before he was cured? Afterwards?  
Who asked Jesus to cure the deaf man?  
What did Jesus do?  
What does “Ephphatha” mean?***

Presider: ***We all sometimes have trouble hearing. We want to listen to Jesus, but we can’t or don’t know how. Sometimes we even refuse to listen to Jesus’ words with our ears or with our hearts. We can ask Jesus to touch us and to say, “Ephphatha!”***

### **Ephphatha Rite (Do)**

Presider: ***And now we are going to be blessed in a special way. Jesus used this blessing in his day.***

*The Presider or team members may give this blessing, or parents may give the blessing while the Presider says the words. This may be repeated with children blessing the parents.*

*While the ears are being signed with the Sign of the Cross:*

***I (we) mark your ears with the Sign of the Cross, that you may always hear the words of Jesus and keep them in your hearts.***

All: ***Amen.***

Presider: *(Invite the group to be still and to listen to the sounds around them)*

***Dear God, you speak in many ways: in signs of love, in your wonderful creation, in friends, in music and in silence. Thank you for this gift of your presence. Help us always to listen to your word, spoken most clearly in Jesus your Son, our living Word.***

All: ***Amen.***

### **Dismissal (GO)**

Closing Song: ***Speak Lord*** or other ***“Listen song”***.



*Ministers gather the symbols and process out.*

## **REFRESHMENTS**

*Reflection on the celebration*

- *How did you feel about our celebration?*
- *How did you feel when your ears were blessed?*
- *What is your strongest memory of what we did tonight?*
- *How do we listen with our ears and with our hearts?*
- *What helps you know that someone is listening with their heart?*

## **Banner Activity**

Catechist: *Explain that, in this session, participants have reflected on the importance of listening carefully to God's Word in the Liturgy of the Word, the second part of the Eucharist.*

*Invite six children to come forward. Each takes one letter of the word **LISTEN**, and places it, in the correct order, on the banner.*

## **Final Blessing**

# Passion/Palm Sunday (Year C)

(White Cloth)



**Welcome:** "Good morning boys & girls. Welcome!"

**Announcements:** Make any necessary announcements before the liturgy begins.

**Candles:** Select one child to help light the candles.

**Song:** *Open Our Hearts* (by Christopher Walker)

**Sign of the Cross:** Lead the children in making the Sign of the Cross

**First Reading:** "This is a reading from Paul's letter to the Philippians." (*Readings may be proclaimed by a parent*)  
*The Sunday Book of Readings Adapted for Children, p. 35*  
"The Word of the Lord."  
**Children:** "Thanks be to God."

**Responsorial Psalm:** **Children's Response:** "Glorify God, glorify God's holy name."  
Verse 1: "Let us praise God's holy name."  
Verse 2: "Glorify God, glorify God, glorify God with me." (*Pause in silence for a moment*)

**Alleluia:** The Alleluia is omitted during Lent



**Gospel:** "This is a reading from the Gospel of Luke."  
**Children:** "Glory to you, Lord." (*Three crosses - Lord be in my thoughts, in my words, and in my heart*)  
*The Sunday Book of Readings Adapted for Children, p. 36-38*  
"The Gospel of the Lord."  
**Children:** "Praise to you, Lord Jesus Christ."

**Dialogue:** "Today is called Passion or Palm Sunday. It is a special celebration that reminds us that Easter is one week away!"

"The first reading reminds us about the identity of Jesus. Jesus was a human being just like us, and even though he was also God, he lived a modest life. What similarities are there between Jesus' life and your life?" (**share** - born to a mom and dad, was baptized, went to church, obeyed his parents,

worked [as a carpenter], etc.) "Jesus obeyed God and did what was asked of him, even though it meant he would eventually die on the cross. Jesus was raised up so that everyone could worship him. Do you remember the phrase mentioned in the reading?" (**share** - [give hints] 'Jesus Christ is Lord!')

"The Gospel today was called 'The Passion' and told about the death of Jesus. Why did the people take Jesus to Pilate?" (**share** - he taught the people about God, and claimed to be Christ the King) "How do you think Jesus felt, especially when they made fun of him being a 'king'?" (**share** - maybe afraid but he knew God was with him) "Who did Pilate want to set free?" (**share** - Jesus) "Why do you think Pilate decided to let Barabbas, a murderer, go free?" (**share** - pressure from the crowd) "What did the people and the soldiers do to Jesus when he was on the cross?" (**share** - made fun of him) "How do you think that made Jesus feel?" (**share** - disappointed in the people, rejected) "Do you remember what Jesus said to the two criminals with him?" (**share** - 'today you will be with me in Paradise') "The Passion is a very powerful story about Jesus' death. How did hearing the Gospel make you feel?" (**share**)

"This week is called Holy Week. We are reminded of the last days before Jesus died. Take time to remember Jesus throughout this special week!"

**Intentions:**



"Let us pray: (*The intentions may be read by the children*)

That we honour Jesus today by carrying branches and praising Him, we pray to the Lord.

**Children:** "Lord, hear our prayer."

That we honour Jesus everyday by living good lives, we pray to the Lord.

**Children:** "Lord, hear our prayer."

Encourage the children to share their own intentions.

**Hymn:**

*Choose from Catholic Book of Worship III, your parish hymnal, or other sourced song book. Be sure it is related to the theme of today.*

**Closing:**

Discuss the Home Assignment and select readers for the following week; all parents should be encouraged to read next week's readings with their children.



Name: \_\_\_\_\_

Date: \_\_\_\_\_

## Passion/Palm Sunday (Year C)



### Home Assignment

1. Jesus, though he was God, was humble and modest. How was the life of Jesus similar to your life?

---

---

---

2. Pontius Pilate was pressured to release Barabbas instead of Jesus. How do you feel about that decision?

---

---

---

3. Draw a picture of Jesus being presented to Pontius Pilate with the crowd demanding that he be punished.





**Rite of Anointing with the Oil of the Catechumens**  
**(Supplemental Rite for Those Not Baptised)\***

Presider: **In the name of the Father and of the Son and of the Holy Spirit.**

All: **Amen.**

Presider: **Let us pray for the gift of God's Spirit as we continue our journey together.**

**Loving God,  
You gather us to give thanks for the breath of your Spirit in our lives.  
Bless us now and bless our prayer table.**

*(as child spreads the cloth on the table)*

**May this table be a sign that we are one family sharing our life.**

*(The candle bearer holds the candle high and after the following prayer places the candle on the table)*

**May this candle remind us that Jesus, our light, shows the way to God.**

*(The person with the cross holds the cross high and after the following prayer, places it on the table.)*

**May this cross always be a sign to us of God's great love.**

*(The book bearer holds the Lectionary high and after the following prayer, places it on the table)*

**May the Word of God be rich food for our minds and hearts.**

*(The oil bearer holds the Oil high and after the following prayer, places the Oil on the table.)*

**May this Oil remind us that the Holy Spirit is with us.**

**We make this prayer through Jesus, your Son,  
Who lives with you and the Holy Spirit,  
for ever and ever.**

All: **Amen**

*(Leader will call (name(s) to come forward with their parents and sponsors. The will form a semi-circle behind the prayer table)*

Presider: **We now prepare to strengthen [Name(s)] with the Oil of the Catechumens, specially blessed by the Bishop for this use.  
Like precious foods preserved in oil, [Name(s)] will be given the grace to persevere in following Christ to become one who nourishes others.  
As ancient athletes used oil for strength, (Name) will be strengthened by God's grace to be a true disciple.**

Lord God,  
Protector of all who believe in You.  
Give the wisdom and strength this oil signifies to [Name(s)] who will be  
anointed with it, in preparation for (his/her/their) baptism.  
Bring them each day of their lives to a deeper understanding of the Gospel  
values.  
Help them to accept the challenge of Christian living,  
and lead them to the joy of new birth  
in the family of Your Church, the People of God.

We ask this through Christ our Lord.

Amen.

**Presider:** (Name) I anoint you with the Oil of Salvation in the name of Christ our Savior,  
who lives and reigns for ever and ever.

Amen.

A reading from the Letter of Paul to the Ephesians: 1: 1-14 (adapted)

Paul was a friend of Jesus who worked very hard to spread the good news  
about Jesus risen from the dead. He visited many communities and often  
wrote letters to remind them about the good news. One day he wrote to his  
friends in a city called Ephesus. This is what he said:

May happiness and peace be yours from God our Father and  
from Jesus the Lord, God's chosen one! Glory to the God of  
Jesus who has chosen us and blessed us more than we can  
ever imagine. Yes, God chose us even before the world was  
made!

God loves us so much that he shared with us the very life of  
his Son Jesus, making us his daughters and sons and calling us  
by name. God wanted each of us to be a dearest child just  
like Jesus. Because of Jesus we have not only received the  
good news, we have been marked and with sealed with the  
Spirit of Jesus, the promise of exciting and wonderful life now  
and forevermore.

The Word of the Lord.

**All:** Thanks be to God.

**Presider:** Homily

**All:** *Come Holy Spirit,  
Fill the hearts of your faithful*

*And enkindle in them  
The fire of your love.*

#### **INTERCESSORY PRAYERS**

Presider: **We have been called by the Lord to be a royal, priestly and prophetic people. Let us celebrate God's friendship with these children and pray for them as they prepare to join the Church through the Initiation Sacraments.**

Reader: **Through baptism, bring [Name(s)] into your church, we pray:**

*Response: Lord, hear our prayer*

Reader: **Through their lives, help them to be faithful witness to your Son, Jesus the Christ, we pray...**

*Response: Lord, hear our prayer*

Reader: **Teach them by the words and example of their parents and sponsors, and help them grow strong as members of the Church, we pray...**

*Response: Lord, hear our prayer*

Reader: **Renew the power of Baptism in each one of us here, we pray...**

*Response: Lord, hear our prayer.*

Presider: **Lord, you know the prayers of our hearts. Thank you for loving us.**

**I now invite all to join in this prayer that Jesus taught us. Our Father...**

#### **SIGN OF PEACE**

**+ May Almighty God bless us all,  
the Father, the Son and the Holy Spirit,  
now and forever.**

All: **Amen.**

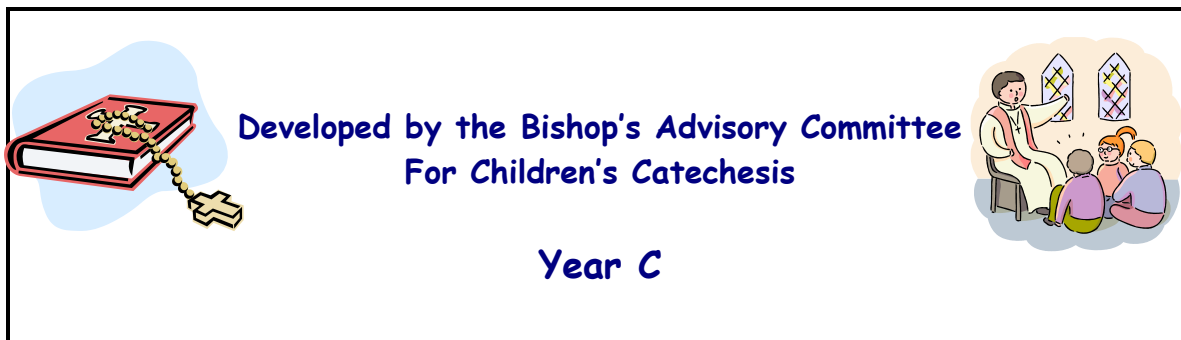
\* This rite is celebrated after Holy Thursday and before Easter Sunday. A shorter alternate rite can be found in *Children's Catechumenate*, Director's Guide, Rev. Thomas L. Long and Emily F. Filippi, Brown-ROA, pp. 33 – 34).





# YEAR TWO SACRAMENTAL PREPARATION PROGRAM DIOCESE OF VICTORIA

Easter Sunday to Pentecost Sunday



Easter Sunday

(2<sup>nd</sup> Sunday of Easter)

**Ritual 17: Do** –The Liturgy of the Eucharist

3<sup>rd</sup> Sunday of Easter

**Ritual 18: Go** –The Sending Forth

4<sup>th</sup> Sunday of Easter

5<sup>th</sup> Sunday of Easter

6<sup>th</sup> Sunday of Easter

Ascension Sunday

Pentecost Sunday



# Easter Sunday (Year C)

White Cloth



**Welcome:** "Good morning boys & girls. Alleluia, Happy Easter!"

**Announcements:** Make any necessary announcements before the liturgy begins.

**Candle/Book:** Choose a child to process with the candle and a parent the book.

**Song:** *Open Our Hearts* (by Christopher Walker)

**Sign of the Cross:** Lead the children in making the Sign of the Cross.

**First Reading:** "This is a reading from the Acts of the Apostles." (*Readings may be proclaimed by a parent*)  
*The Sunday Book of Readings Adapted for Children, p. 40*  
(Pause in silence for a moment)  
"The Word of the Lord."  
**Children:** "Thanks be to God."

**Responsorial Psalm:** **Children's Response:** "This day was made by the Lord. Let us rejoice! Let us be glad! This day was made by the Lord. Let us rejoice in salvation."  
**Verse 1:** "You opened the gates of heaven; you have given me life. You have given me life. I will proclaim the wonders you do!"

**Alleluia:** The Alleluia is sung for the first time since before Lent

**Gospel:** "This is a reading from the Gospel of Luke."

**Children:** "Glory to you, Lord." (*Three crosses - in your mind, in your words, in your heart*)  
*The Sunday Book of Readings Adapted for Children, p. 41*  
"This is the Gospel of the Lord."  
**Children:** "Praise to you, Lord Jesus Christ."



**Dialogue:** "Today we heard the story of Jesus' Resurrection. Jesus' tomb or grave was hollowed out from the side of a rocky hill and could be visited. In front of the entrance was a large stone. When the women visited the tomb, what did they discover? (**share** - the stone had been moved) "What else did they see?" (**share** - Jesus' body was gone) "What did this mean?" (**share** - Jesus was dead, but he was alive again) "What special things do we do at Easter?" (**share** -

special Easter clothes, Easter eggs, Easter bunny, etc.) "Bunnies, chicks, and eggs are all signs of new life. We see signs of new life in nature - new grass, flowers, buds on trees, etc. Are any of you going to visit someone today?" (**share**) "Our visit can bring new life to that person. Easter is a time to celebrate new life. Jesus died and was buried in the tomb. But he rose from the dead and lives forever. The women went to tell others about what they saw. "How can we tell others about Jesus?" (**share** - by doing what Jesus wants us to do: be kind, nice, share, etc.) "Today we celebrate Jesus' New Life."

**Intentions:**

"Let us pray:



That we thank Jesus for the new life he wants to share with us, we pray to the Lord...

**Children:** "Lord, hear our prayer."

For the people who do not know the good news about Jesus, we pray to the Lord ...

**Children:** "Lord, hear our prayer."

**Song:**

*"Rejoice in the Lord Always", Ultimate Kids Song Collection*

**Take-Home Activity:**

Children colour the Home Assignment, "Alleluia! He is Risen!"

**Closing:**

Discuss the Home Assignment and select readers for the following week; all parents should be encouraged to read next week's readings with their children.

Name: \_\_\_\_\_

Date: \_\_\_\_\_



## Easter Sunday (Year C)

### Home Assignment

1. At this time of year the world shows many "signs of new life". What is your favourite sign of new life? Why is it your favourite?

---

---

---

2. Mary Magdalene and Mary were two of Jesus' closest friends. What did they discover when they got to the tomb? What did they remember? What did they do?

---

---

---

3. Draw a picture of you bringing good news to someone you know. What kind of good news would make them really happy?

A large, empty rectangular box with a thin black border, intended for a drawing.



**Session Seventeen**  
**Second Sunday of Easter**  
**“DO” The Liturgy of the Eucharist**

*(With adaptations from Come Join Us at the Table, Leader’s Guide, Muriel Loftus and Lawrence DeMong, OSB, Novalis.)*

**Catechist Reflection**

*Baptism and Confirmation are clearly a beginning. They point us to something more: the Eucharist. Eucharist is the heart and soul of Christian Initiation. It is the Christian’s identification with the life, death, and resurrection of Jesus. When the baptized-confirmed person joins the worshipping community in the breaking of the bread and the sharing of the cup, he or she shares fully in the sacramental celebration of life in Jesus Christ, the Risen Lord.*

*When considered together, the three Sacraments of Initiation show the full dignity of Christian identity. The Christian is one who is immersed in the fullness of God (Baptism) and has been sealed with the Holy Spirit in the community of faith (Confirmation) and joins in the thanksgiving meal of the Christian community (Eucharist).*

*Since childhood we may have heard that Jesus “instituted” the Eucharist at the Last Supper. Indeed he did. But he did not invent an action that we Christians would merely mimic. In taking the bread and wine, blessing and sharing them, he did what Jews had been doing for centuries. What was new was what he said – Jesus identified himself with the bread and the cup. In other words, he is the fulfillment of all of salvation history. The wonderful work of God’s promise of salvation culminates in Jesus.*

*The Last Supper points to the Cross, where Jesus offered himself in total obedience to God. Now, whenever the Christian community gathers for the breaking of the bread and the sharing of the cup, it does so in memory of Jesus, to make Jesus’ action present again, in giving praise and thanks to the Father. For us this is not just a memory of a past event. At Mass, Jesus is really present, bringing us with him to God the Father and giving us spiritual nourishment for our journey.*

***“Do this in memory of me”***

*This theme situates the Eucharist at the heart of our faith. The Eucharist is a ritual action in which we give praise and thanks to the Father for what God has done for us in the self-giving of Jesus. In the Eucharistic action, the self-giving of Jesus becomes reality for us in a sacramental way: God’s Spirit makes the paschal mystery present; we “take and eat,” “we share the bread and wine, the body and blood of Christ, and enter into the paschal mystery. The “Do” of this theme embraces two actions: the Eucharistic Prayer – the “giving thanks,” and the breaking and sharing of bread and wine (Communion).*

*In the Eucharist we respond to Jesus’ invitation, “Do this in memory of me.” We can also remember Jesus in other ways. In our homes, classes and other gatherings, we can remember him by listening to him, by doing as he did, and by sharing food and drink. “For where two or three are gathered in my name, I am there among them” (Matthew 18:20).*

*God’s saving love is manifest in Jesus. Grateful for this love, we offer ourselves with Jesus, the Risen Lord, to God the Father in the unity of the Holy Spirit as a living sacrifice of praise as we celebrate the*



*Liturgy of the Eucharist. Then, nourished, we are sent out to continue the work of Christ in the world today.*

*In this session we recognize God's action in our lives by exploring ordinary material and events; these signal God's invitation to deeper relationship and communion with him which we give thanks for and recognize fully in the Eucharist.*

### **Focus**

This session explores:

- **Jesus' words and actions at the Last Supper: taking, giving thanks, breaking the bread, and giving it to his friends.**
- **The celebrations that remember these actions.**

### **GOALS**

- Help the children understand that Jesus meets us in the ordinary events of our lives
- Help the children understand that we receive Jesus in what appears to be ordinary bread and wine that has been transformed by the priest through the action of the Holy Spirit
- Lead the children to the understanding that just as family meal times are moments of coming together which help us to experience life and growth, similarly in the Eucharist Jesus, who is the source and nourishment of our spiritual lives, gives himself to the family of the Church.

### **Supplies and Environment**

- Name tags
- A chair, mat or cushion for each person present
- A table covered with the liturgical colour of the season
- Preferably the processional cross from the church or a simple wooden cross
- Two processional candles
- Lectionary (or bible)
- A bowl of water
- White garment
- Oils of the Catechumens and Chrism
- Audio visual system ready for showing *Grandma's Bread* (Franciscan Communications, St. Anthony Messenger Press Cincinnati, Ohio, ISBN-13: X529464, 1985, 19:38 Minutes; available on YouTube: <http://www.youtube.com/watch?v=zosONIXGjsU> ; Leaders Guide: [http://catalog.franciscanmedia.org/Guide/pdf/D7152\\_guide\\_Grandmas\\_Bread.pdf](http://catalog.franciscanmedia.org/Guide/pdf/D7152_guide_Grandmas_Bread.pdf))
- Prepared piece of fabric or poster paper (from the previous session) with letters spelling COME and LISTEN on it. This week you will be adding the word DO
- Music
- Refreshments (a loaf of braided bread and grape juice)

### **GATHERING**

## Welcome / Introductions

Leader: *(raise arms straight up twice with energy and vigour)*

**Blessed be God! O blessed be God!**

All: ***Blessed be God! O blessed be God!***

Leader: *(cup hands around mouth)*

**Who calls you by name.**

All: ***Who calls you by name.***

Leader: *(Sign of the Cross)*

**Holy and chosen one!**

All: ***Holy and chosen one!***

## PROCESSION (COME)

The procession will consist of the following:

A candidate to carry the **cross**

A candidate to carry the **cloth(s)**

A candidate to carry the **Lectionary** (or **Bible**)

A candidate to carry a bowl of **water**

A candidate to carry the jug of **oil**

A candidate to carry the **white garment**

Team Leader: *Ask those selected for the procession to go to the back of the room where someone waits to hand them the objects they will carry.*

*Invite the group to be quiet and wait for a few minutes until there is silence.*

Music: (soft background music)

*The procession gathers around the prayer table so as not to block people*

Presider: ***In the name of the Father +  
and of the Son  
and of the Holy Spirit.***

All: **Amen.**

Presider: ***The Lord be with you.***

All: **And with your spirit.**

Presider: ***Let us pray for the gift of God's Spirit  
as we journey with Jesus  
towards Holy Thursday,  
Good Friday and Easter Sunday.***

*Silence*

Presider: ***God our Father,  
Because we have heard your invitation  
we are gathered here with open hearts  
to listen to your word and to celebrate  
the wonderful gift of your word in our lives.  
We ask you loving God, to bless us.***

*One candidate spreads the cloth on the table  
May this table be a sign that we are all one family sharing our life together.*

*The Cross bearer holds the cross high and, after the prayer below, places the cross on the table.  
May this cross always be a sign to us of your great love.*

*The Book bearer holds the **Lectionary** (or **Bible**) high and, after the prayer below, places the book on the table.*

***May God's Word be for us and for our families  
food for our minds and hearts.  
Help us today to feel the joy  
that comes from listening  
to your holy Word.  
This we ask through your Son, Jesus our Lord.***

All: **Amen.**

### **The Word of God (LISTEN)**

*As the Proclaimer of the Word reverently takes the Lectionary or Bible from the prayer table, the other Leader leads the congregation in a gospel acclamation –*

Leader: ***Listen with your heart*** (action: point to ears then place hands crossed over heart)  
***Listen to the Good News*** (action: point to ears and hold out palms of hands)  
***Hear what God is saying*** (action: point to ears and point to sky)  
***To you and me.*** (action: point to each other and yourself).  
(Repeat)

**PROCLAMATION OF THE WORD:** **I Corinthians 11: 23-26**  
***The Word of the Lord***

All: **Thanks be to God.**

## **Reflecting On The Reading**

Catechist      *In his letter to the Corinthians St. Paul speaks of handing on what he received from Jesus himself, a meal, a very special meal where Jesus shares himself with his friends, and says, "Do this... in remembrance of me".*

*Paul says Jesus that took and shared bread and a cup of wine with his friends. These are very familiar foods which we can find at suppertime meals.*

*Ask these questions:*

- *Why do you think Jesus chose suppertime to share himself with his friends?*
- *When do you feel that you really belong to your family, that you are very close to them?*
- *When do you feel close to your friends?*

## **BACKGROUND TO THE VIDEO GRANDMA'S BREAD**

*Grandma's Bread is about:*

- *tradition*
- *listening*
- *remembering*
- *sharing Jesus with others*

*Father: at first is impatient, dismisses tradition, puts his work first; but experiences a transformation*

*Grandma: very patient, understanding, praises Mario*

*Mario: very patient, perceptive, loving*

*Mom: very understanding and helpful*

*Remember:*

- *Mario promised Nonna to keep the Italian traditions and customs alive.*
- *Tension is resolved when the family comes together to make the Easter Bread, to honour memory of Nonna.*

- *Jesus said "Do this in memory of me"*
- *We celebrate together at every Mass as He told us to do.*

*Play the video, Grandma's Bread*

*Following the video invite the children to share what they saw*

*Identify some aspects of Family Traditions, for example:*

- *communion/baptismal gowns passed down through the centuries.*
- *special meals*
- *photos*
- *celebrations – relatives*
- *prayer books.*

**What was said while Nonna and Mario were making the bread?:**

1. **"We thank you Lord for your love and the life in all of us"**
2. **"Thank you Lord for the many people in our family, make them grow in love and understanding of you and each other"**
3. **"Braided bread – woven together like our lives"**
4. **"We eat bread together as we are a family"**

*Make the following connections:*

**Communion:**

- **We are one with the Lord Jesus and with one another.**
- **We share the same Bread the Body of Christ.**

**Bread:**

- **Unleavened Bread**
- **Bread was a food all people shared in the time of Jesus.**
- **Bread is eaten in all parts of the world – though many different types.**
- **Bread is made from wheat – it takes many grains of wheat to make a loaf of bread**

**Wine:**

- **It takes many grapes to make wine.**

**Jesus chose bread and wine to share with his friends because of the special meaning they had in Jewish religious meals. He used ordinary food, bread and wine to share the gift of himself with them.**

By the action of the Holy Spirit Jesus changed bread and wine into the gift of himself, his Body and Blood. In the Eucharist, Jesus, the risen Lord, continues to nourish us with himself. His gift gives us the strength we need to live as his followers.

Bread is a symbol of nourishment. How do we make bread?

Where does the flour come from? How many grains of wheat together form just one loaf of bread?

How is wine made? Can it be made with just a few grapes? It takes lots and lots of grapes to make a bottle of wine!

It takes the effort of many willing people, united in their gift of time and effort to grow, harvest, prepare and make bread from wheat and wine from grapes.

So too as Church, we are a community of many people, but we are still one Church. We come together as one family bringing our efforts and our prayers to God in thanksgiving for his life in us. We also ask that in our sharing of his life with others we might nourish them as he nourishes us.

Have you ever heard your parents and teachers tell you that you should eat "good food" if you wish to be strong and healthy. The same is true for your Christian life. If you wish to become the very best person you can be, to live and act the way God would want you to, you need help.

It is not easy. Jesus understood. So he gave us a special gift. He gave us himself. By sharing in his life, by receiving his Body and Blood, you become more like Jesus. He gives you the strength to live as the very best "you".

*Ask these questions:*

- *Have you ever received a special gift from a grandma or aunt or uncle who is no longer here with you?*
- *How do you share yourself with your family or friends?*
- *How can we be like bread for one another?*

*Jesus gave us a gift. He gave it to his friends when he celebrated the Last Supper with them. What might that gift be? (the Eucharist – his body and blood).*

*What does Eucharist mean (Thanksgiving)*

*How does the Eucharist help us? (it gives us strength to be Jesus' followers)*

**Sharing Refreshments** Have the *braided bread* and *grape juice* available

### **Banner Activity**

*Prepare the letters D-O for the banner and select children to place the letters on the banner.*

Catechist: ***Tonight we remembered Jesus' words, "Do this in memory of me."  
This is the third movement of the Eucharist: we give thanks to the Father and share  
the bread of life and the cup of joy.***

***And so we place the letters of "D-O" on our banner.***

*(Invite two children to place the new letters on the banner.)*

### **Continuing The Journey At Home**

- Remind families to review "Sealed with the Holy Spirit" (on pages 16 -17 in their *Come Join us at the Table Family Book*).
- Explain briefly when the Confirmation rite will take place during the Eucharist.

*Encourage families to:*

- Give time and attention to the activities on pages 49-50 in their *Come Join us at the Table Family Book*. These are intended to help the children prepare for First Communion.

Give a brief explanation and demonstration of how to receive the Eucharist so they may practise at home:

- Show how the family should come forward.
- Practise the proclamation: "The Body of Christ" and response: "Amen!"
- Indicate how they should hold their hands to receive the host, and how and when to put it into their mouths.
- If children are to receive from the cup, show them how to do this. Remind parents that it is important that children taste wine beforehand.

### **Final Reminders:**

- Make sure that everyone knows all the details of the celebration.
- Announce the date of the "Go" Session.
- Select and prepare the readers for Matthew 28: 16-20, and Matthew 25:34-40
- Assign Reading parts for "Go" Session.
- Select and assign participants for the procession.
- If you are planning a potluck meal as part of the next session ensure all responsibilities have been assigned.

# 3<sup>rd</sup> Sunday of Easter Sunday (Year C)

White Cloth



**Welcome:** "Good morning boys & girls. Alleluia!"

**Announcements:** Make any necessary announcements before the liturgy begins.

**Candle/Book:** Choose a child to process with the candle and a parent the book.

**Song:** *Open Our Hearts* (by Christopher Walker)

**Sign of the Cross:** Lead the children in making the Sign of the Cross.

**First Reading:** "This is a reading from the Acts of the Apostles." (*Readings may be proclaimed by a parent*)

*The Sunday Book of Readings Adapted for Children, p. 44*

(Pause in silence for a moment)

"The Word of the Lord."

**Children:** "Thanks be to God."

**Responsorial Psalm:** **Children's Response:** "O God you have given me life, you have given me life in you."

Verse: "I called to you to save me. You changed my sadness to dancing."

**Gospel:** "This is a reading from the Gospel of John."

**Children:** "Glory to you, Lord." (*Three crosses - in your mind, in your words, in your heart*)

*The Sunday Book of Readings Adapted for Children, p. 45-47*

"This is the Gospel of the Lord."

**Children:** "Praise to you, Lord Jesus Christ."



**Dialogue:** "What were the disciples doing in today's Gospel?" (**share** - fishing)  
"How long did they fish?" (**share** - all night) "Did they catch anything?" (**share** - no) "Who called to them?" (**share** - Jesus)  
"What was Jesus' advice?" (**share** - put your net on the right side of the boat) "Then what happened?" (**share** - they caught so many fish that they couldn't pull the net back into the boat) "One of the disciples finally recognized the man on the shore as Jesus. He called out 'It's the Lord!' Jesus had started a fire and had some bread and fish. As the fishermen and Jesus sat on the beach and ate, Jesus told Peter and the disciples to 'Feed my sheep'. Jesus was not just



referring to actually feeding people, but Jesus wanted the disciples to share the story of Jesus to others and 'feed them' the good news of Jesus. Jesus wants us to do that as well. How can we do that?" (**share** - be like Jesus, be kind, share, be nice to others, etc.) "The disciples were excited to see Jesus. We should also be excited to have Jesus in our lives, today and forever."

**Intentions:**



"Let us pray:

For those who find it hard to believe in Jesus, we pray to the Lord.  
That we listen to Jesus always, we pray to the Lord.

**Children:** "Lord, hear our prayer."

That we make nice surprises for others, we pray to the Lord.

**Children:** "Lord, hear our prayer."

**Song:**

*Rejoice in the Lord Always, Ultimate Kids Song Collection*

**Closing:**

Discuss the Home Assignment and select readers for the following week; all parents should be encouraged to read next week's readings with their children.

Name: \_\_\_\_\_ Date: \_\_\_\_\_

## 3rd Sunday of Easter (Year C)

### Home Assignment



1. How did the disciples in the boat feel before Jesus came? How did they feel after Jesus came and showed them where to find fish?

---

---

---

2. What did Jesus do for the hungry disciples after they came ashore?

---

---

---

3. Draw a picture of Jesus telling Peter to feed his sheep.



## **Ritual Session Eighteen**

### **Third Sunday of Easter**

### **“Go” Mystagogia Reflection**

*(Adapted from Come Join Us at the Table, Leader’s Guide, Muriel Loftus and Lawrence DeMong OSB, Novalis.)*

#### **Focus**

This session explores:

- Mystagogical reflection.
- The new personal experience of Confirmation and Eucharist.
- Christian life as a call to mission and service.

#### **Background**

This last session forms part of mystagogy and should be scheduled only after the celebration of Confirmation and First Communion. It is a time for "pondering the mystery."

Be sure to give children, parents and sponsors time to talk about their experience. Children have entered more deeply into the mystery of Jesus' presence, and even though some may not be able to verbalize their understanding, their imagination and feelings have been touched. They may want to express their experience through another medium, such as art or song. Adults can express their joy at welcoming the children to the table of the Lord. Children discover what it means to belong to the community of Jesus' friends.

“Go to love and serve”

"Go," says Jesus at the end of the gospel. "I am sending you to proclaim my gospel, good news for all the world." Once the Christian community had experienced the joy of Jesus' presence and the power of his Spirit, it was ready to go outwards in every direction. Jesus did not transform the world. He transformed ordinary people into disciples who are sent, in the power of the Spirit, to renew the face of the earth. You may wish to distribute the Confirmation and First Communion certificates at this gathering. If you have planned a potluck supper, you will need to decide *when* to schedule the celebration, as well as *where* to have it. The potluck could be the central activity for the first part of the evening, with dessert saved until after the celebration.

#### **Prepare**

- ❖ Purchase and complete Confirmation and First Communion certificates.
- ❖ Create a comfortable space for parents, children and others to gather around the prayer table. If you have a large space, place the table and candle in the centre. Families will form two circles, with the newly-initiated in the inside circle and parents behind them on the outside.
- ❖ Prepare the usual items for the procession:

- The cross.
- The Lectionary (or Bible).
- The candle. Try to use the Easter candle for this celebration. If it is not available, use the candle you usually use.
- Place the Easter candle in a prominent place near the prayer table.
- Obtain enough small tapers for all participants; children should use their own baptismal candles if possible.
- Gather pictures or photos depicting different aspects of Matthew 25:34-40 (feeding the hungry, visiting the sick, etc.).
- Make sure that the readers have arrived and are prepared for both Matthew 28:16-20 and Matthew 25:34-40.
- If memento cards are being presented, have these available.

#### **Choose and Prepare Music:**

A joyful Easter alleluia such as, "*Jesu, Jesu, Fill Us with Your Love*," (Young People's Glory and Praise II, *Tom Colvin, Damean Music*); "Let Us Go," "Jesus, You Love Us," (Calling the Children, *Christopher Walker, OCP*), "This Little Light of Mine."

#### **Welcome And Gathering**

1. Give tapers to the adults as they arrive. Children will receive tapers later if they have not brought their baptismal candles.
2. Catechist 1 expresses the joy of the whole parish that the children now have joined them at the table of the Lord.
3. Catechist 1 invites families to form into groups and to talk about what happened at their Sunday celebration.
  - What do they remember especially?
  - How did they feel?
4. On reassembling, invite those who wish to do so to share with the larger group.
5. Spend a few minutes practising the new songs.

#### **Procession (COME)**

*A team member lights the candle or candles and dims the lights, if possible; play soft background music when the procession begins.*

Catechist 1: *Ask those assigned to the procession to go to the back of the room where they will receive the symbols for the prayer table. Participants in the procession carry all the elements used in the previous celebrations: the Lectionary (or Bible), cross and candles.*

*Invite the group to be quiet and wait for a few minutes till silence settles.*

*The procession gathers around the prayer table so as not to block people's view.*

Presider: *Today we remember that Jesus' friends gathered with him as he was about to leave them and return to his Father.*

**Opening Prayer**

Presider: *In the name of the Father +  
and of the Son,  
and of the Holy Spirit.*

All: *Amen.*

Presider: *Loving God, you invited us to come to your table to share the bread of life.  
Now you have gathered us once again in your presence.*

*One child spreads the **cloth** on the table.  
May this table be a sign that we are all one family sharing life together.*

*The candle bearer holds the **candle** high and, after the prayer below, places the  
candle on the table.  
May this candle remind us that Jesus, our risen Lord, lights the way to you,  
God.*

*The cross bearer holds the **cross** high and, after the prayer below, places the cross in its  
stand on the table or on the floor.*

*May this cross always be a sign to us of God's great love.*

*The book bearer holds the **book** high and, after the prayer below, places the book on the  
table.  
May God's Word be for us and for our families food for our minds and hearts.*

*(Silence)*

*Lord Jesus, you called your disciples to follow you and learn how to love  
everyone.*

*Then you sent them out to share your good news.*

*Send the breath of your Spirit to fill our hearts. Help us to listen to and to  
answer your call.*

*We ask this in your name.*

All: *Amen.*

**The Word Of God (LISTEN)**

Song Leader/Cantor: *Lead the group in a joyful Easter alleluia.*

Reader: ***A reading from the Gospel according to Matthew.***

***The apostles went to the mountain where Jesus said he would meet them. They bowed before the Lord Jesus but some of them still weren't sure that he was really alive. Jesus came and said to them, "Everything in all of creation has been put into my hands. So I say to you: Go and share the good news with all people. Invite them into God's family, through baptism in the name of the Father, the Son and the Holy Spirit. Help them to love as I have loved you. And remember, I will always be with you. You will never be alone."***

***The Gospel of the Lord.***

All: **Praise to you, Lord Jesus Christ.**

Song Leader/Cantor: *Lead the group in a joyful Easter alleluia.*

### **Reflecting On The Reading**

Catechist2 *Reflect briefly on the meaning of Jesus' words, using questions such as the following:*

- ***What did you hear in this reading?***
- ***What is Jesus asking us to do?*** [Go and share the good news]. *If children cannot answer, invite them to be very quiet and listen again to Jesus' words.*
- ***What is this "good news"?***
- ***What are some ways we can share the "good news" of Jesus this week?***

Catechist 2 *Summarize:*  
***All those things you have named are important to Jesus – they are ways we can bring more happiness into our world.***

Catechist 2 *Ask:*  
***When do we hear the word "Go" at Mass on Sunday?*** [At the end of Mass: "Go in peace to love and serve the Lord."]

Catechist 2: ***What does it mean, "...to serve the Lord"?***

Reader 1: ***Jesus gives us the answer (Matthew 25:34-40). He said:***  
***"I was hungry and you gave me food."***

Reader 2: ***"I was thirsty, and you gave me a drink."***

Reader 3: ***"I was a stranger and you welcomed me."***

Reader 4: **"I was naked and you gave me clothing."**

Reader 5: **"I was sick and you took care of me."**

Reader 6: **"I was in prison and you came to see me."**

Narrator: ***The people who hear these words will say:***

Reader 7: **"Lord, when did we see you hungry and feed you?"**

Reader 8: **"When did we see you thirsty and give you a drink?"**

Reader 9: **"When did we see you a stranger and welcome you?"**

Reader 10: **"When did we see you naked and give you clothes?"**

Reader 11: **"When did we see you sick and take care of you?"**

Reader 1: **"When did we see you in prison and come to see you?"**

Catechist 2: ***Jesus answered:***  
**"I tell you truly, if you did it to any one of my brothers and sisters, you did it to me".**

Presider: *Invite a few moments of silence.*

Song Leader/Cantor: *Lead the group in, "Jesu, Jesu, Fill Us with Your Love," or "Jesus, You Love Us."*

Catechist 1: *Darken the room.*  
*The presider invites the children to come forward with their baptismal candles or tapers, which the presider lights from the Easter candle. If the children are in a circle, the presider could move around to light their candles. As this is done, the presider says:*

(Name), ***go, and walk always as a child of the light!***

*During, this the team could lead the singing of "This Little Light of Mine."*

Catechist 1: ***Remembering the words of Jesus, you can now spread the light to everyone in your family.***

*All go together to spread the light. When all candles are lit, catechist invites everyone to hold their candles and sing "This Little Light of Mine."*

Presider: ***Lord, we thank you for all who have been baptized, confirmed and joined with us at your holy table. You have placed your light in our hearts. Help us to keep it burning brightly even when it is dark.***

*Catechist asks everyone to blow out their candles.*



Presider: ***And now let's join hands and pray the prayer that Jesus taught us:  
Our Father...***

### **Dismissal (GO)**

Presider: ***Go in peace to love and serve the Lord!***

All: **Thanks be to God.**

Song Leader/Cantor: Invite the group to sing "Let Us Go" by Carey Landry or "This Little Light of Mine."

### **Sharing Refreshments**

### **Reflecting On The Celebration**

Catechist 1 *Invite the group to reflect on the following questions:*  
How did you feel about our celebration?  
What did you like especially?  
What did you learn about Jesus?

### **Banner Activity**

Catechist 1 *Remind the group of today's learning: the last part of the Eucharist calls us to go out to make a better world. Invite one or two children to put the letters forming the word "GO" on the banner.*

*Invite everyone to bless each other with the Sign of the Cross before they leave.*

*If giving the children memento cards, distribute them now.*

**Closing** *Sing or say a prayer of blessing.*

### **Continuing The Journey At Home**

*Encourage families to:*

- Continue their reflection using the activities in the chapter entitled "Following Through: The Easter Season" in their Family Book. Suggest that they plan to spread these activities out or adapt them for use during the whole year.

# 4<sup>th</sup> Sunday of Easter Sunday (Year C)

White Cloth



**Welcome:** "Good morning boys & girls. Alleluia, Happy Easter!"

**Announcements:** Make any necessary announcements before the liturgy begins.

**Candle/Book:** Choose a child to process with the candle and a parent the book.

**Song:** *Open Our Hearts* (by Christopher Walker)

**Sign of the Cross:** Lead the children in making the Sign of the Cross.

**First Reading:** "This is a reading from the Acts of the Apostles." (*Readings may be proclaimed by a parent*)

*The Sunday Book of Readings Adapted for Children, p. 48*

(Pause in silence for a moment)

"The Word of the Lord."

**Children:** "Thanks be to God."

**Responsorial Psalm:**

**Leader:** "We sing to you"

**Children:** "We sing to you"

**Leader:** "With songs of joy"

**Children:** "With songs of joy"

**Leader:** "We bless your Holy name"

**Children:** "We bless your Holy name"

**Leader:** "We come to you"

**Children:** "We come to you"

**Leader:** "With thankful hearts"

**Children:** "With thankful hearts"

**Leader and Children:** "We enter your house with praise!"

**Verse 1:** "You are God you made us. We are your sheep: we belong to you."

**Verse 2:** "You are always faithful. Your love will last till the end of time"

**Gospel:** "This is a reading from the Gospel of John."

**Children:** "Glory to you, Lord." (*Three crosses - in your mind, in your words, in your heart*)

*The Sunday Book of Readings Adapted for Children, p. 49*

"This is the Gospel of the Lord."

**Children:** "Praise to you, Lord Jesus Christ."



Dialogue:

"Does anyone here have a pet?" (**share**) "What do you have to do to take care of your pet?" (**share** - feed, clean, walk, etc.) "What is a shepherd?" (**share**) "What does a shepherd do?" (**share** - leads them to food, to shelter, away from danger) "Jesus knew a lot about sheep and shepherds and so did the people he talked to. Maybe when Jesus was a boy he took care of sheep. He led them to pastures where they could find something to eat. Maybe he had to protect them from wild animals or had to find them if they got lost. When Jesus grew up and wanted to tell people how much he loved them, he said, 'I am the Good Shepherd who takes care of his sheep. My sheep listen to my voice. I know my sheep and they follow me.' How do we follow Jesus today?" (**share** - come to church, listen to the Gospel, be kind and nice, etc.) "Jesus, the Good Shepherd, protects us. Who else protects us in our lives?" (**share** - parents, teachers, scout leaders, coaches, etc.) "Jesus promises that protection forever to all of us who follow his ways."

Intentions:

"Jesus is our good shepherd, our leader. Let us pray:

For all the leaders of the Church, we pray to the Lord.

**Children:** "Lord, hear our prayer."

For parents and teachers, and all who protect us...we pray to the Lord.

**Children:** "Lord, hear our prayer."

Intentions:

"Let us pray:



That we thank Jesus for the new life he wants to share with us, we pray to the Lord...

**Children:** "Lord, hear our prayer."

For the people who do not know the good news about Jesus, we pray to the Lord ...

**Children:** "Lord, hear our prayer."

Song:

*"Rejoice in the Lord Always", Ultimate Kids Song Collection*

Closing:

Discuss the Home Assignment and select readers for the following week; all parents should be encouraged to read next week's readings with their children.

Name: \_\_\_\_\_ Date: \_\_\_\_\_

4th Sunday of Easter (Year C)  
Home Assignment



1. What did the Apostles tell the people to do??

---

---

---

2. Jesus, our Good Shepherd, loves us like the shepherd whose sheep respond to his voice because they know he cares for them and will protect them. How does the Gospel reading make you feel?

---

---

---

3. Draw a picture of Jesus the Good Shepherd who cares for and protects his sheep.

A large, empty rectangular box with a black border, intended for a drawing of Jesus the Good Shepherd.



## 5<sup>th</sup> Sunday of Easter Sunday (Year C)

White Cloth



**Welcome:** "Good morning boys & girls. Alleluia!"

**Announcements:** Make any necessary announcements before the liturgy begins.

**Candle/Book:** Choose a child to process with the candle and a parent the book.

**Song:** *Open Our Hearts* (by Christopher Walker)

**Sign of the Cross:** Lead the children in making the Sign of the Cross.

**First Reading:** "This is a reading from the Acts of the Apostles." (*Readings may be proclaimed by a parent*)

*The Sunday Book of Readings Adapted for Children, p. 50*

(Pause in silence for a moment)

"The Word of the Lord."

**Children:** "Thanks be to God."

**Responsorial Psalm:** **Children's Response:** "All the nations will praise you and know that you are God."

**Verse 1:** "Give God Glory. Give honour and praise"

**Verse 2:** "Proclaim salvation day after day." Give honour and praise"

**Verse 3:** "Tell the nations God's wonderful deeds."

**Alleluia:** Sing the Alleluia together

**Gospel:** "This is a reading from the Gospel of John."

**Children:** "Glory to you, Lord." (*Three crosses - in your mind, in your words, in your heart*)

*The Sunday Book of Readings Adapted for Children, p. 51*

"This is the Gospel of the Lord."

**Children:** "Praise to you, Lord Jesus Christ."

**Dialogue:** "Today Jesus gives us a commandment. That's a rule and rules should be obeyed. Rules are made for our happiness and safety. Rules show that people care for and love us. Do you have rules at home? What are some of the rules your parents have?" (**share**) "Do you have rules at school? What are some of the rules your teachers have?" (**share**) "The rule that Jesus makes is to love one another as he loves us. How did Jesus show his love for others? What did he do?"



(share - he was kind, always forgave, helped the sick, sad, lonely, etc.) "Last Sunday Jesus called himself the Good Shepherd. He is a shepherd, a leader, who is always good and he wants us to be good, too. How can we be good and show love for others?" (share - pray for others, share, not fight, say 'sorry', forgive others, obey our parents, etc.) "Jesus asks us to love this way because he loves us so much. Jesus loves everyone and wants us to love everyone, too. That is his commandment of LOVE."

Intentions:

"Let us pray:



For our families and all the people we love, we pray to the Lord.

**Children:** "Lord, hear our prayer."

That we try to love others as Jesus loves us, we pray to the Lord.

**Children:** "Lord, hear our prayer."

Song:

*"Rejoice in the Lord Always", Ultimate Kids Song Collection*

Closing:

Discuss the Home Assignment and select readers for the following week; all parents should be encouraged to read next week's readings with their children.



Name: \_\_\_\_\_

Date: \_\_\_\_\_

## 5th Sunday of Easter (Year C)

### Home Assignment



1. In the Gospel Jesus gives a new commandment, "Love one another just as I have loved you". What are some of the ways Jesus loves us?

---

---

---

2. What are some things you could do which show your love for others?

---

---

---

3. Draw a picture of you showing love to others by helping at home or at school.







# 6<sup>th</sup> Sunday of Easter Sunday (Year C)

White Cloth



**Welcome:** "Good morning boys & girls. Alleluia!"

**Announcements:** Make any necessary announcements before the liturgy begins.

**Candle/Book:** Choose a child to process with the candle and a parent the book.

**Song:** *Open Our Hearts* (by Christopher Walker)

**Sign of the Cross:** Lead the children in making the Sign of the Cross.

**First Reading:** "This is a reading from the Acts of the Apostles." (*Readings may be proclaimed by a parent*)

*The Sunday Book of Readings Adapted for Children, p. 52*

(Pause in silence for a moment)

"The Word of the Lord."

**Children:** "Thanks be to God."

**Responsorial Psalm:** **Children's Response:** "All the nations will praise you and know that you are God."

**Verse 1:** "Give God glory. Give honour and praise."

**Verse 2:** "Proclaim salvation day after day."

**Verse 3:** "Tell the nations God's wonderful deeds"

**Alleluia:** Sing the Alleluia together

**Gospel:** "This is a reading from the Gospel of John."

**Children:** "Glory to you, Lord." (*Three crosses - in your mind, in your words, in your heart*)

*The Sunday Book of Readings Adapted for Children, p. 53*

"This is the Gospel of the Lord."

**Children:** "Praise to you, Lord Jesus Christ."



**Dialogue:** "Have you ever felt like doing something nice for someone? What did you do?" (**share** - clean a bedroom, make breakfast, bring home a flower, etc.) "It's the Holy Spirit that inspires you to do good things. We don't see the Holy Spirit, but the Holy Spirit - the Spirit of Jesus - is in us and helps us. In today's Gospel, Jesus told his disciples that he soon would be leaving them. God was going to send the Holy Spirit to teach them. We received the Holy Spirit when we were baptized. In the Gospel, Jesus said, 'I leave you my

peace.' Jesus really wants us to have peace and not be afraid. How do you feel when you do nice things for people?" (**share** - happy, at peace) "By following the Holy Spirit and doing nice things and living like Jesus wants us to, we will feel peace. When we are mean and fight with others, there is a SAD feeling inside of us. That's exactly the opposite of peace. In church, when we shake hands, we wish each other peace, the peace of Christ. Remember Jesus today when you shake hands with others and say, 'Peace be with you.'"

**Intentions:**

"Let us pray:

That the peace of Jesus surrounds our families, we pray to the Lord.

**Children:** "Lord, hear our prayer."

For those who find it hard to forgive, we pray to the Lord.

**Children:** "Lord, hear our prayer."

**Intentions:** "Let us pray:

That the peace of Jesus surrounds our families, we pray to the Lord.

**Children:** "Lord, hear our prayer."

For those who find it hard to forgive, we pray to the Lord.

**Children:** "Lord, hear our prayer."



**Song:**

*"Rejoice in the Lord Always", Ultimate Kids Song Collection*

**Closing:**

Discuss the Home Assignment and select readers for the following week; all parents should be encouraged to read next week's readings with their children.

Name: \_\_\_\_\_ Date: \_\_\_\_\_

## 6th Sunday of Easter (Year C)

### Home Assignment



1. In today's Gospel Jesus tells his disciples that he is going away, but he will come back. What did he ask them to do in the meantime?

---

---

---

2. Jesus tells his disciples the Father will send someone who will help them. This person will also help us. Who is it that the Father will send?

---

---

---

3. Draw a picture of you helping bring peace to someone by helping them.



# Ascension of the Lord (Year C)

White Cloth



**Welcome:** "Good morning boys & girls!"

**Announcements:** Make any necessary announcements before the liturgy begins.

**Candle/Book:** Choose a child to process with the candle and a parent the book.

**Song:** *Open Our Hearts* (by Christopher Walker)

**Sign of the Cross:** Lead the children in making the Sign of the Cross.

**First Reading:** "This is a reading from the Acts of the Apostles." (*Readings may be proclaimed by a parent*)

*The Sunday Book of Readings Adapted for Children, p. 54*

(Pause in silence for a moment)

"The Word of the Lord."

**Children:** "Thanks be to God."

**Responsorial Psalm:** **Children's Response:** "Proclaim Good News to all of the earth!"

**Verse 1:** "Praise God with trumpets, Praise God with songs!"

**Verse 2:** "Sing praise to Jesus our Lord and God"

**Alleluia:** Sing the Alleluia together

**Gospel:** "This is a reading from the Gospel of Luke."

**Children:** "Glory to you, Lord." (*Three crosses - in your mind, in your words, in your heart*)

*The Sunday Book of Readings Adapted for Children, p. 55*

"This is the Gospel of the Lord."

**Children:** "Praise to you, Lord Jesus Christ."

**Dialogue:** "In today's Gospel, Jesus told his disciples that he would be leaving them. How do you think his friends felt?" (**share**) "Where was Jesus going?" (**share** - heaven) "Before Jesus left, he reminded the disciples that everyone in the world should turn away from their sins and God will forgive them. Jesus wants us to stop doing bad things. What do you think we should stop doing?" (**share** - lying, not sharing, not listening, disobeying our parents) "Jesus said that the disciples were witnesses to what happened and should spread the Good News of God. Jesus also wants us to spread the Good News of God. We can do that by talking about God or by living like Jesus would like us to live. What kinds of things should we do to live like Jesus?" (**share**)



- help others, share, care, etc.) "After Jesus rose from the dead, he stayed with his friends for forty days. In today's Gospel, Jesus was taken up to heaven to be with his Father. This was the last time his disciples would see him but he would always be with them and Jesus is always with us now."

Intentions:

"Let us pray:

That we will always remember that Jesus is with us, we pray to...

**Children:** "Lord, hear our prayer."

For all those who pass on the Good News, we pray to the Lord.

**Children:** "Lord, hear our prayer."

Intentions:

"Let us pray:

That we will always remember that Jesus is with us, we pray to...

**Children:** "Lord, hear our prayer."

For all those who pass on the Good News, we pray to the Lord.

**Children:** "Lord, hear our prayer."



Song:

*"Rejoice in the Lord Always", Ultimate Kids Song Collection*

Closing:

Discuss the Home Assignment and select readers for the following week; all parents should be encouraged to read next week's readings with their children.

Name: \_\_\_\_\_ Date: \_\_\_\_\_

## Ascension of the Lord (Year C)

### Home Assignment



1. In today's Gospel Jesus promises his disciples that they will be given a gift. What is this gift, and what will this gift help them to do?

---

---

---

2. After Jesus' Ascension two men in white robes tell the disciples something important about Jesus. What do they tell the disciples?

---

---

---

3. Draw a picture of you being a witness to Jesus' love by helping someone.





# Pentecost Sunday (Year C)

## Red Cloth



**Welcome:** "Good morning boys and girls!"

**Announcements:** Make any necessary announcements before the liturgy begins.

**Candle/Book:** Choose a child to process with the candle and a parent the book.

**Song:** *Open Our Hearts* (by Christopher Walker)

**Sign of the Cross:** Lead the children in making the Sign of the Cross.

**First Reading:** "This is a reading from the Acts of the Apostles." (*Readings may be proclaimed by a parent*)  
*The Sunday Book of Readings Adapted for Children, p. 58*  
(Pause in silence for a moment)  
"The Word of the Lord."  
**Children:** "Thanks be to God."

**Responsorial Psalm:** **Children's Response:** "Send us your Spirit, O Lord, and renew the face of the earth!"

**Verse 1:** "May your glory last forever. May you rejoice in all we do!"

**Alleluia:** Sing the Alleluia together

**Gospel:** "This is a reading from the Gospel of John."

**Children:** "Glory to you, Lord." (*Three crosses - in your mind, in your words, in your heart*)

*The Sunday Book of Readings Adapted for Children, p. 59*

"This is the Gospel of the Lord."

**Children:** "Praise to you, Lord Jesus Christ."

**Dialogue:** "Do you remember what happened to Jesus in last Sunday's Gospel?" (*share* - Jesus went to Heaven) "Jesus asked the disciples to spread the Good News. In this Sunday's Gospel, Jesus gives the disciples another power. He gives them the power of the Holy Spirit. How did Jesus pass on the Holy Spirit to the apostles?" (*share* - He breathed on them) "The Holy Spirit gave them the power to forgive others. When we were baptized, we were also blessed with the Holy Spirit. We also have the power to forgive others. What does it mean to forgive someone?" (*share* - when someone does something wrong, we can say 'it's okay') "Many times when someone does



something to hurt us, they feel bad. What happens when we forgive them?" (**share** - they will feel better) "What if we decide not to forgive them?" (**share** - the person feels unforgiven and continues to feel bad) "The power to forgive is a very important power. We hope that if we make someone feel bad, we can also be forgiven when we apologize. The power of the Holy Spirit and forgiveness can bring peace to us all. This reflects Jesus' words, 'Peace be with you!'"

Intentions:

"Let us pray:



That we will often say 'Thank you, God', we pray to the Lord.

**Children:** "Lord, hear our prayer."

That we forgive others when they apologize, we pray to the Lord.

**Children:** "Lord, hear our prayer."

Song:

*"Rejoice in the Lord Always", Ultimate Kids Song Collection*

Closing:

Discuss the Home Assignment and select readers for the following week; all parents should be encouraged to read next week's readings with their children.

Name: \_\_\_\_\_

Date: \_\_\_\_\_

Pentecost Sunday (Year C)  
Home Assignment

They were all filled with the Holy Spirit



[http://www.biblekids.eu/new\\_testament/pentecost/pentecost\\_coloring/pentecost\\_13.jpg](http://www.biblekids.eu/new_testament/pentecost/pentecost_coloring/pentecost_13.jpg)



# Trinity Sunday (Year C)

White Cloth



**Welcome:** "Good morning boys & girls. Welcome!"

**Announcements:** Make any necessary announcements before the liturgy begins.

**Candle/Book:** Choose a child to process with the candle and a parent the book.

**Song:** *Open Our Hearts* (by Christopher Walker)

**Sign of the Cross:** Lead the children in making the Sign of the Cross.

**First Reading:** "This is a reading from the letter of Paul to the Romans." (*Readings may be proclaimed by a parent*)  
*The Sunday Book of Readings Adapted for Children, p. 62*  
(Pause in silence for a moment)  
"The Word of the Lord."  
**Children:** "Thanks be to God."

**Responsorial Psalm:** **Children's Response:** "Wonderful, Wonderful, wonderful your Name!"  
**Verse 1:** "Children everywhere sing your song of love:"  
**Verse 2:** "Moon and stars you made, in the heavens to shine:"  
**Verse 3:** "Making birds of the air, fishes in the sea:"  
**Verse 4:** "Little though we are, yet you care for us:"  
**Verse 5:** "You, our loving God, bring us close to you:"

**Alleluia:** Sing the Alleluia together

**Gospel:** "This is a reading from the Gospel of Matthew."  
**Children:** "Glory to you, Lord." (*Three crosses - in your mind, in your words, in your heart*)  
*The Sunday Book of Readings Adapted for Children, p. 63*  
"This is the Gospel of the Lord."  
**Children:** "Praise to you, Lord Jesus Christ."



**Dialogue:** "In today's Gospel, Jesus tells the disciples to do three things. Does anyone remember what those three things were?" (**share** - preach, baptize, teach) "Who do you know who preaches about Jesus and God?" (**share** - Our Pastor, children's liturgy leaders, parents)  
"Jesus wanted the disciples to teach the commandments. A few weeks ago we learned a commandment about love. Do you remember that commandment about loving one another?" (**share** - love one

another as I have loved you) "Do we still baptize people? When do we normally baptize people?" (**share** - usually babies, sometimes

others) "When you are baptized, the priest says 'I baptize you in the name of the Father, the Son, and the Holy Spirit.' What do people usually do when those words are said?" (**share** - touch hand to forehead, chest and shoulders) "We have a prayer called The Sign of the Cross. When we pray this prayer we tell God that we believe in God the Father, God the Son, and God the Holy Spirit. During Mass we make the Sign of the Cross and bless ourselves."

**Intentions:**



"Let us pray:

That we try every day to live and share the Good News of God's Love, we pray to the Lord.

**Children:** "Lord, hear our prayer."

That we remember to pray to the Father, the Son, and the Holy Spirit, we pray to the Lord.

**Children:** "Lord, hear our prayer."

**Song:**

*"Rejoice in the Lord Always", Ultimate Kids Song Collection*

**Closing:**

Discuss the Home Assignment and select readers for the following week; all parents should be encouraged to read next week's readings with their children.




Name: \_\_\_\_\_


Date: \_\_\_\_\_

# Trinity Sunday, Year C

## Home Assignment



See if you can you clip out the three hearts and make one Shamrock!  
(Here's a hint)







# The Body and Blood of Christ Sunday (Year C)

White Cloth



**Welcome:** "Good morning boys & girls. Welcome!"

**Announcements:** Make any necessary announcements before the liturgy begins.

**Candle/Book:** Choose a child to process with the candle and a parent the book.

**Song:** *Open Our Hearts* (by Christopher Walker)

**Sign of the Cross:** Lead the children in making the Sign of the Cross.

**First Reading:** "This is a reading from the Acts of the Apostles." (*Readings may be proclaimed by a parent*)

*The Sunday Book of Readings Adapted for Children, p. 64*

(Pause in silence for a moment)

"The Word of the Lord."

**Children:** "Thanks be to God."



**Responsorial Psalm:** **Response:** "You are the one who feeds us, giving us food from your hand. You are the one who feeds us, giving us all we need."

**Alleluia:** Sing the Alleluia together

**Gospel:** "This is a reading from the Gospel of John."

**Children:** "Glory to you, Lord." (*Three crosses - in your mind, in your words, in your heart*)

*The Sunday Book of Readings Adapted for Children, p. 65*

"This is the Gospel of the Lord."

**Children:** "Praise to you, Lord Jesus Christ."

**Dialogue:** "When we celebrate special events, we often share a special food or meal. Many of us have special dinners at Christmas, Easter, and Thanksgiving. Are there other times when your family enjoys a special meal?" (**share**) "Is there a special food that you share with your family on birthdays?" (**share** - cake) "Is there a special food that you have at Christmas?" (**share** - turkey, ham, etc.) "Sharing these meals brings us closer together. The last meal that Jesus ate with his apostles, was a very special meal. Do you know what they had?" (**share** - bread and wine) "Jesus told them that from then on whenever his disciples shared that meal they would remember him

and he would be there in a special way. When we come to Mass, we share the bread and wine and it brings us closer together with Jesus

and each other. Jesus said, "I am the bread of life. Anyone who comes to me will never be hungry, and anyone who believes in me will never be thirsty". It is Jesus who satisfies our hunger and thirst. The "Our Father" prayer that Jesus taught us, says "Give us this day our daily bread." Watch for the many signs of bread when you return to the church."

**Intentions:**

"Let us pray:



"Today our response will be: Thank you, Jesus.  
For the gift of food and drink...

**Children:** "Thank you, Jesus."

For coming to us in the Eucharist...

**Children:** "Thank you, Jesus."

**Song:**

(Select from *Celebrate in Song*, *Catholic Book of Worship III*, your parish hymnal, or other sourced song book. Be sure it is related to the theme of today.)

**Closing:**

Discuss the Home Assignment and select readers for the following week; all parents should be encouraged to read next week's readings with their children.

# The Body and Blood of Christ (Year C)

## Home Assignment





## **Words of Faith to Remember**

(Adapted from the Grade 2 and 3 *Call to Faith* Program, Our Sunday Visitor Inc.)

**Absolution:** The forgiveness of sin you receive from God through the Church in the Sacrament of Reconciliation.

**Adore:** To worship God. Adoration is a form of prayer.

**Advent:** The season of four weeks before Christmas when we prepare to celebrate the birth of Jesus.

**Apostles:** The first twelve leaders called by Jesus.

**Assembly:** The people gathered together for worship.

**Authority:** To have authority is to be in charge of something and have the power to make decisions.

**Baptism:** The sacrament that makes the person a child of God and a member of the Church. It takes away original sin and all personal sin.

**Bible:** God's word written in human words. The Bible is the holy book of the Church and has two parts – the Old Testament and the New Testament.

**Blessed Sacrament:** The Holy Eucharist, especially the blessed Bread that is kept in the tabernacle.

**Body of Christ:** A name for the Church of which Jesus Christ is the head. All the baptized are members of the Body.

**Catholic:** A word that means “universal” or “everywhere”. The Church is meant for all people in all times and all places.

**Chrism:** The blessed oil used in the Sacraments of Baptism, Confirmation, and Holy Orders.

**Christians:** Followers of Jesus Christ.

**Church:** The community of all baptized people who believe in God and follow Jesus.

**Community:** A group of people who work together for a special reason.

**Conscience:** A gift from God that helps you know the difference between right and wrong.

**Consecration:** Through the power of the Holy Spirit and the words and actions of the priest, the gifts of bread and wine become the Body and Blood of Jesus.

**Contrition:** Being sorry for sin and wanting to live better.

**Creed:** A statement of the basic beliefs about God the Father, God the Son, and God the Holy Spirit, and about other teachings of the Church.

**Diocese:** An area of the Church made up of many parishes and led by a bishop.

**Disciples:** People who choose to follow Jesus.

**Easter:** The Church's celebration of the Resurrection of Jesus from the dead. The celebrations at the Easter Vigil on Holy Saturday and on Easter Sunday make the Church's greatest holy day, Easter.

**Eucharist:** The sacrament in which Jesus shares himself and the bread and wine become his Body and Blood.

**Faith:** Belief and trust in God. By faith you believe all that God teaches you through the Church.

**Gospel:** A word that means "good news". The gospel message is the good news of God's kingdom and saving love.

**Gospels:** The four books in the New Testament that tell the stories of Jesus' life, death and Resurrection. They are the most important books for the Church because they focus on Jesus.

**Grace:** A sharing in God's life. God's free and loving gift to humans of his own life and friendship.

**Heaven:** Being with God forever in happiness.

**Hell:** Being separated from God forever because of a choice to turn away from Him.

**Holy:** From God or something that shows what God is like.

**Hope:** The virtue that helps you trust in what God has shown you.

**Homily:** A short talk about the readings at Mass given by the priest.

**Justice:** The virtue of giving God and others what is their due.

**Kingdom of God:** Love, peace, and justice for all.

**Last Judgment:** When Jesus will come again at the end of time to judge the living and the dead and bring the kingdom of God to its fullness.

**Last Supper:** The meal Jesus shared with his followers on the night before he died.

**Lent:** The season of forty days during which the Church gets ready for Easter. It is a time of prayer, good actions and sorrow for sin. Lent begins with Ash Wednesday.

**Liturgy:** The public worship of the Church. It includes Mass and the Sacraments and forms of daily prayer.

**Lord's Prayer:** The prayer that Jesus taught his followers to pray to God the Father.

**Mercy:** loving kindness and forgiveness.

**Messiah:** A Hebrew word that means “anointed.” Christians believe Jesus is the Messiah – the one who has been anointed, or chosen.

**Mortal sins:** Serious sins that separate people from God’s life and God’s love.

**Original sins:** The first sin committed by the first people.

**Parables:** Teaching stories that Jesus used to describe the kingdom of God.

**Passover:** A Jewish feast that recalls and celebrates how God led the Israelites out of slavery in Egypt.

**Peace:** True unity among people that makes them want to respect one another and keep order.

**Penance:** A prayer or an act to make up for sin.

**Pentecost:** The feast that celebrates the coming of the Holy Spirit fifty days after Easter.

**Prayer:** Talking and listening to God. It is raising our mind and heart to God.

**Responsibility:** A duty or a job that you are trusted to do.

**Resurrection:** The event of Jesus’ being raised from death to new life by God the Father through the power of the Holy Spirit.

**Sacraments:** Signs that come from Jesus and give grace.

**Sacraments of Initiation:** Baptism, Confirmation, and Eucharist. They celebrate membership in the Catholic Church.

**Sacrifice:** To give up something for a greater good.

**Sin:** The deliberate choice to disobey God. When you sin, you hurt your relationship with God and other people.

**Venial sins:** Less serious sins that do not completely remove a person from God’s life and love.

**Virtues:** Good qualities, or habits of goodness. The theological virtues of faith, hope, and love are gifts from God.

**Vows:** Sacred promises that are made to or before God.

**Worship:** To adore and honour God.





## Diocese of Victoria

### Approved Sacramental Preparation Resources

\*Sunday Missal for Young Catholics. (*Living with Christ*). Novalis, Toronto. 2012.

\*A Catechesis on Reconciliation. Born of the Spirit English Canadian Catechetical Series. CCCB: Ottawa. 1995. (code: 182-249)

\*Alive in the Spirit! Confirmation guide for young people. Margaret Bick, Catherine Ecker. LTP/Novalis, Toronto. 2006.

\*Come Join Us at the Table. Muriel Loftus, Lawrence DeMong, osb. Novalis: Ottawa. 2000.

\*Come Spirit of God! Confirmation preparation for young children. Margaret Bick, Catherine Ecker. LTP/Novalis, Toronto. 2006.

Heritage of Faith: a framework for whole community catechesis. Jo McClure Rotunno. 23<sup>rd</sup> Publications: Mystic. Conn. 2004.

\*We Prepare for Reconciliation (Francoise Darcy-Berube and Jean-Paul Berube). Gwen Costello and Myrtle Power, Editors. 23<sup>rd</sup> Publications/Novalis: Toronto. 2010.

#### \*Novalis Customer Service

Tel : 1-800-387-7164 (toll-free US & Canada only)

Fax : 1-855-393-1555

E-mail: [books@novalis.ca](mailto:books@novalis.ca) or [resources@novalis.ca](mailto:resources@novalis.ca)



## **Program Development Team Acknowledgements**



**This resource would not be possible without the contributions of many priests, catechists and program coordinators. We especially thank:**

**Bishop Richard Gagnon  
Marilyn Bojko  
Char Deslippe  
Kathy Fadum  
Laura Gerlinsky  
Father Anthony Gonsalves  
Father William Hann  
Bernadette MacIsaac  
Jim O'Reilly  
Miriam Podmoroff  
Barb Shenton  
Lorraine Van Dyk  
Jamie Zwicker**

**Many others from the Diocese of Victoria have inspired us through their contributions in the area of children's catechesis. Our mentors, in particular, include Margaret Craddock, and those of happy memory who have gone before us, Muriel Loftus and Joan McKinley.**