

# Our Faith Journey

Preparing Young Children for  
Celebrating the Sacraments

**Year Two Program**  
**Lectionary Cycle C – A**  
**SEPTEMBER 2016 — JUNE 2017**



Roman Catholic Diocese of Victoria



*Let the little children come to me, and do not stop them,  
for it is to such as these that the kingdom of God belongs.*

~ Luke 18:16

Dear People of God,

Faith is not born in isolation but develops through relationships under the inspiration and guidance of the Holy Spirit; first, most often in the home through the love, the example and the guidance of parents, and then more formally through the parish community and the school community.

In responding to the need to better support parents in their fundamental role as the first teachers of their children, the Diocese in 2013, during the Year of Faith and 50th Anniversary of Vatican II, introduced *Our Faith Journey: Preparing Young Children for Celebrating the Sacraments*, a formation for children preparing to receive the Sacraments of Initiation. This resource, ten years in its development, captures the spirit and builds on the method and work of Dr. Christiane Brusselmans, and our own former Director of Religious Education, Muriel Loftus, who served as Program Specialist for Children's Catechesis at the National Office of Religious Education, and who developed our Canadian catechetical resources following the catechetical renewals of the Council.

*Our Faith Journey* draws on the Canadian Conference of Catholic Bishops' national catechetical curriculum for children, the *Criteria for Catechesis: from Infancy to Age Eighteen*, which is directly linked to the *Catechism of the Catholic Church*. As well, in keeping with the long-standing Diocesan policy of the *Restored Order of the Sacraments* (Baptism, followed by Confirmation, then First Holy Communion, in this order), this resource is faithful to Rome's *General Directory for Catechesis* which holds up the Catechumenate as the model for all catechesis.

*Our Faith Journey: Preparing Young Children for Celebrating the Sacraments* was piloted in the Diocese in a number of parishes and has incorporated insights and recommendations made by pastors and catechists. This is a comprehensive foundational formation which engages and offers families, parishes and schools a practical resource for initiating children in the lifelong journey of faith, rooted in the Sunday liturgy at Table of the Word and the Table of the Eucharist.

As we work together to share *Our Faith Journey* with our young people, may we come to realize in our daily lives something of the immense breadth and the profound depth of God's great love for each and every one of us. The Sacraments of Initiation are doors to the Divine which introduce us to the precious gift of a lifelong journey of discovery, leading us to the very heart of God.

In Communion,

+ A handwritten signature in black ink, reading "Gary Gordon".

Most Reverend Gary Gordon  
Bishop of Victoria



# Table of Contents

<b>Background Information Supporting the New Program . . . . .</b>	<b>1</b>
<b>Guidelines for Diocesan Catechetical Policy on Childrens' Sacramental Preparation . .</b>	<b>3</b>
<b>Table of the Principal Celebrations of the Liturgical Year . . . . .</b>	<b>6</b>
<b>Our Faith Journey Year One, Liturgical Cycle C – A: Overview 2016 – 2017 . . . . .</b>	<b>7</b>
<b>Our Faith Journey Year Two, Liturgical Cycle C – A: Overview 2016 – 2017 . . . . .</b>	<b>8</b>
<b>Two-Year Sacraments of Initiation Preparation Program 2016 – 2017 . . . . .</b>	<b>9</b>
<b>Year One Sessions with Parent(s) and Child(ren) . . . . .</b>	<b>10</b>
<b>Year Two Sessions with Parent(s) and Child(ren) . . . . .</b>	<b>12</b>
<b>Scope and Sequence for Two-Year Lectionary Based Sacramental Program . . . . .</b>	<b>16</b>
<b>Notes for the Catechist . . . . .</b>	<b>21</b>
<b>Sample First Letter to Parents . . . . .</b>	<b>30</b>
<b>Parish Newsletter #1 . . . . .</b>	<b>32</b>
<b>Parish Newsletter #2 . . . . .</b>	<b>34</b>
<b>Parish Newsletter #3 . . . . .</b>	<b>36</b>
<b>Parish Newsletter #4 . . . . .</b>	<b>39</b>
<b>Session One – Year Two: First Gathering with Parents Only . . . . .</b>	<b>41</b>
<b>Year Two Lessons (September – December) . . . . .</b>	<b>43</b>
<b>Year Two Lessons (January – June) . . . . .</b>	<b>163</b>
<b>Appendices . . . . .</b>	<b>286</b>



## Background Information Supporting the New Program

---

### Why this Program?

It is an updated response to a catechetical need. Clear guidelines for preparing children to celebrate the Sacraments of Initiation (Baptism, Confirmation and Eucharist) have existed in the Diocese of Victoria for some time. However, a variety of factors (such as levels of catechist's training, experience, and available supporting resources) have contributed to inconsistent formation practices. This has signalled the need for a review of the methods being used in children's sacramental preparation. Our evaluation has identified the following concerns:

- There has been a marked decline over time in faith literacy among children and parents, and a marked decline in the numbers celebrating the Sacrament of Reconciliation
- Catechists have noted that currently available program models (typically six weeks of immediate preparation) simply do not provide enough time to adequately provide a foundational catechesis given the existing levels of faith literacy of those seeking the sacraments.

In response, the following priorities have been identified as fundamental components to successful children's sacramental formation and form the foundation of the new program.

### The Family, the Domestic Church, and the Community of the Faithful

Faith typically has its first stirrings and nurturing in the family. Parents, more than ever, need the support of the greater faith community. In addition to parish programs, which further nourish children's faith development, parents too need support and guidance. Directly involving parents in their child's formation helps parents grow in appreciation of their own faith, enables them to clarify their own understanding of the faith and gives them the opportunity for ways to speak and learn about the faith with their children.

### The Eucharist: Source and Summit of our Faith

The Eucharistic celebration is central to who we are as Catholics; essentially it is our encounter with God who has loved us into being, who sustains us and who calls us into an ever-deepening, life-long relationship. The Eucharist defines our understanding of God's presence, it defines our particular sense of the depth and breadth of God's love, it shapes who we are and our way of living, and it inspires the meaning and mission of the worshipping community as part of the Universal Church, the Body of Christ. The Eucharist is the culminating Sacrament of Initiation which feeds us on our life-long journey.

### The Lectionary: Liturgy of the Word

We are fed at the Table of the Word as well as the Table of Sacrifice. Encountering the Word of God in Scripture presents us with the story – the reality of God's constant invitation, challenge and action. In encountering the Word week by week we enter into a life-long conversation which gives meaning and understanding to our lives in light of the story of Jesus' work of Salvation.

### The Liturgical Year

During the course of the liturgical year we celebrate the mysteries of Christ and the various events in the Christ's life. We do not merely recall past events but enter into God's reality becoming present. Liturgy enables us through grace and mystery to encounter God. Through this regular "entering-into," grace touches our minds and our hearts, attuning us and habituating us to the stirrings, the workings, and the presence of the Spirit in our lives, thus calling us to a deeper response to God. The liturgical seasons reflect the Journey of the Pilgrim Church, the Body of Christ – an ongoing, lifelong journey.





## The Catechumenal Model

Catechumenal faith formation is a process implemented in a local parish over an extended period of time that helps persons who wish to become members of the Catholic community to journey spiritually toward full initiation into the Church. Key elements include: reflecting on the Word of God and the Church's Tradition, celebrating Liturgy, and focussing on Community Life and Mission. Beginning with the person's own experience, connections are made through discourse and reflection which lead to deeper discernment, transformation, and commitment to action – to a different way of living and being. Catechumenal faith-formation is the model for all formation in the faith and has been adapted for use with children.

## The Canadian Conference of Catholic Bishops' Criteria for Catechesis as the Foundation for the Diocesan Lectionary-based Program for Preparing Children to Celebrate the Sacraments of Initiation

The Canadian Conference of Catholic Bishops' *Criteria for Catechesis: From Infancy to Age Eighteen* defines the national curriculum for catechetical formation of children in Canada. Presenting a complete formation in the Faith, this document addresses the Cognitive, Practical and Affective domains of the child through age-appropriate and age-specific expectations. Our new Diocesan lectionary-based program for preparing children to celebrate the Sacraments of Initiation uses this document as its foundation. From this starting point the program uses the Sunday Liturgy of the Word as the focal point for helping children discover Jesus and nurture their relationship with Him.



# Guidelines for Diocesan Catechetical Policy on Childrens' Sacramental Preparation

---

## Preamble

The Sacraments are “Doors to the Sacred” in that they represent encounters with God. Flowing from Christ, the “Sacrament of God”, the Sacraments mark our lifelong journey with, and to God, throughout all stages of life. Our entry into the Body of Christ through Baptism, Confirmation, and Eucharist marks but the beginning of a journey. The lifelong process nurtures our growth into an ever-deepening relationship with God that continues until we are finally fully united with him in the next life.

### *First Guideline*

All school-aged children (six years of age or more) wishing to celebrate the Sacraments of Christian Initiation (Baptism, Confirmation or Eucharist), as well as the Sacrament of Reconciliation,

- must be enrolled in an ongoing program of catechesis (remote preparation);
- complete this formation; and,
- participate in the parent/guardian and child sessions (immediate preparation) for the sacrament(s) they are about to celebrate.

## Recommendations

1. We recommend, as an ongoing program of catechesis (remote preparation for the Sacraments), a minimum of 30 hours per year, in a school, parish or home setting.
2. While completing this remote preparation, children 7-8 years of age (or Grade 2) will be prepared and encouraged to celebrate the Sacrament of Reconciliation. In their second year of catechesis, those 8-9 years of age (or Grade 3) will again have the opportunity to celebrate the Sacrament of Reconciliation, and the Sacraments of Confirmation and the Eucharist.
3. Children attending parish, Catholic schools or home programs participate in the immediate preparation for Sacraments in their geographical parish or their parish of adoption. This entails a minimum of six hours of Sacramental catechesis specific to each Sacrament.

### *Second Guideline*

This ongoing program of catechesis (remote preparation), as well as the immediate sacramental preparation – may take place in the school, the parish, or the home, but must be linked to a parish community through the pastor, the parish coordinator of catechesis, or a catechist.

## Recommendations

4. We encourage all parishes to work toward the *Two-year Lectionary-based program developed with the CCCB Criteria for Catechesis* introduced in September 2013. This Diocesan program is entitled, *Our Faith Journey: Preparing Young Children for Celebrating the Sacraments*.



5. In areas that do not offer an ongoing catechetical program, or if the parents have chosen to home-school their children, then an ongoing program of catechesis will be provided in the home. The parish priest, or his designate, will meet a minimum of twice a year with the family in order to assure the link to the parish.
6. Any catechetical resources used must be approved by the Diocesan Office of Religious Education.

### Third Guideline

School-aged children (six years of age or more) asking to celebrate Baptism must—wherever possible—follow a catechumenal formation. In areas where this is not possible at the present time, the child must be enrolled in an ongoing program of catechesis and, in addition, receive immediate sacramental preparation for Baptism.

### Recommendations

If the catechumenal model is not possible, the parish is responsible for preparing the child for full initiation. The child must complete the recommended minimum hours of ongoing catechesis and also have received the six hours of immediate Sacramental preparation for Baptism. Following Baptism, the child completes the preparation for the Sacraments of Initiation before celebrating the Sacraments of Confirmation and Eucharist.

The recommended catechetical resources for Baptism of children ages 6-12 is *Journey of Faith for Children* (Liguori) available through the Diocesan Office of Religious Education.

### Fourth Guideline

Parents/guardians of all school-aged children preparing for sacrament(s) must also receive adult catechesis on the basic beliefs of the Catholic faith and the specific sacrament(s) for which the child is preparing.

### Recommendations

7. Parents/guardians who request the Sacrament of Reconciliation, Confirmation or Eucharist for their child must attend adult catechesis for each of the Sacraments, at the time of their first child's Sacramental preparation.
8. The resources for these sessions will be available through the Diocesan Offices. The sessions be facilitated by the Parish Catechetical Coordinator. When this is not possible the pastor will facilitate the sessions.





## GLOSSARY OF TERMS USED IN THIS DOCUMENT

**Catechumenal Catechesis:** a faith-formation process, implemented in a local parish over an extended period of time, that helps persons who wish to become members of the Catholic community to journey spiritually toward full initiation into the Church. Key elements include the Word of God, Liturgy, Community Life and Mission. As for children not baptized as infants, who have attained the use of reason and who are of catechetical age, this process of initiation will be age-appropriate.

**Facilitators:** the men and women who facilitate the parent's catechesis offered at the time of their child's Sacramental preparation. The people are to be chosen with care and formed to this particular task.

**Geographical parish:** the parish situated closest to one's residence.

**Immediate preparation for the Sacrament(s):** a period of time (usually about 6 hours) when parents/guardians and their parish, Catholic school or home-schooled children review the theology of the Sacrament(s) and prepare for the practical aspects of celebrating the Sacrament(s)

**Ongoing program of catechesis:** the catechetical sessions for school-aged children, often in the form of regular systematic catechesis in a parish or school setting, which initiates the children into the fullness of Christian life.

**Parish of adoption:** a parish other than one's geographical parish, which has been adopted by reason of language, nationality or on some other reasonable basis. It is therefore a parish which we adopt, and in which we actively participate regularly.

**Remote preparation for the Sacrament(s):** a period of time (usually 25-30 hours) any given year during which children participate in formal catechesis

**Sacramental catechesis:** the catechetical sessions offered specifically to prepare for the Sacraments. This catechesis is referred to as "immediate catechesis" as the child/youth engages in this time just prior to the reception of the Sacrament.

*The Diocese of Victoria wishes to express our thanks to St. Boniface Archdiocese for permission to adapt these guidelines for use in our Diocese.*



## Table of the Principal Celebrations of the Liturgical Year

						ORDINARY TIME					
						Before Lent			After Easter		
						Pentecost	Up until	Weeks	From	From Week	First Sunday of Advent
Year	Cycle of Readings	Ash Wednesday	Easter	Ascension Sunday	Pentecost	Up until	Weeks	From	From Week	First Sunday of Advent	
2014	A-B	March 5	April 20	June 1	June 8	March 4	8	June 9	10	November 30	
2015	B-C	February 18	April 5	May 17	May 24	February 17	6	May 25	8	November 29	
2016	C-A	February 10	March 27	May 8	May 15	February 9	5	May 16	7	November 27	
2017	A-B	March 1	April 16	May 28	June 4	February 28	8	June 5	9	December 3	
2018	B-C	February 14	April 1	May 13	May 20	February 13	6	May 21	7	December 2	
2019	C-A	March 6	April 21	June 2	June 9	March 5	8	June 10	10	December 1	
2020	A-B	February 26	April 12	May 24	May 31	February 25	7	June 1	9	November 29	
2021	B-C	February 17	April 4	May 16	May 23	February 16	6	May 24	8	November 28	
2022	C-A	March 2	April 17	May 29	June 5	March 1	8	June 6	10	November 28	
2023	A-B	February 22	April 9	May 21	May 28	February 21	7	May 29	8	December 3	

### Note Liturgical Year

Parish catechetical programmes typically begin shortly after the beginning of the school year in September. The new liturgical year always begins on the First Sunday of Advent.

Thus in 2016 the first session in September would occur in Year C with Year A beginning November 27 (the First Sunday of Advent). Year A then continues to the beginning of the next school year (2017) and in turn changes to Year B on December 3.

*(Adapted from The Roman Missal as approved for use in the Dioceses of Canada by the Canadian Conference of Catholic Bishops and confirmed by the Holy See, 2011)*





# Our Faith Journey Year One, Liturgical Cycle C – A: Overview



2016 – 2017

Month ->	Aug	Sep	Oct	Nov	Dec	Jan	Feb	Mar	Apr	May	Jun
Lectionary Cycle	2017 Year A Begins (Gospel Readings taken primarily from the Gospel of Matthew)										
Liturgical Season (with Colour)	Ordinary Time	Ordinary Time	Ordinary Time	Ordinary Time	Advent begins Nov 27 <sup>th</sup>	Christmas	Ordinary Time begins Jan 15 <sup>th</sup>	Lent begins March 5 <sup>th</sup>	EASTER April 16 <sup>th</sup>		Pentecost June 4 <sup>th</sup>
Coordinator and Catechist Support Meetings	Recommended Catechetical Team Meeting at parish	Workshops offered: • up-Island Sep • down-Island Sep -date and locations TBA					Workshops offered: • up-Island Jan • down-Island Jan -date and locations TBA			Program Evaluation (involve all pastors, catechists, teachers and parents)	
Required Parent Meetings		• Week of Sep 11 <sup>th</sup> : Parent Parish Meeting: Home is a Holy Place					• Week of Jan 8 <sup>th</sup> Parent Parish Mtg: Review and What's Ahead				
Weekly Intergenerational Catechetical Sessions (Remote Preparation)		1. 25 <sup>th</sup> Sun OT (Mosaic Cross) 2. 26 <sup>th</sup> Sun OT (Called by Name), and prep for Rite of Enrollment 3. 27 <sup>th</sup> Sun OT, Rite of Enrollment 4. 28 <sup>th</sup> Sun OT (Thanksgiving) 5. 29 <sup>th</sup> Sun OT 6. 30 <sup>th</sup> Sun OT Preparations for Hallowe'en, All Saints, All Souls 7. 31 <sup>st</sup> Sun OT		(All Souls) (St. John Lateran) (Remembrance Day) 8. 32 <sup>nd</sup> Sun OT 9. 33 <sup>rd</sup> Sun OT 10. Christ the King 11. 1 <sup>st</sup> Sun Advent	12. 2 <sup>nd</sup> Sun Advent 13. 3 <sup>rd</sup> Sun Advent 14. 4 <sup>th</sup> Sun Advent	15. Mary, Mother of God 16. Epiphany (Baptism of our Lord) 17. 2 <sup>nd</sup> Sun OT 18. 3 <sup>rd</sup> Sun OT 19. 4 <sup>th</sup> Sun OT (Presentation of our Lord)	20. 5 <sup>th</sup> Sun OT 21. 6 <sup>th</sup> Sun OT 22. 7 <sup>th</sup> Sun OT 23. 8 <sup>th</sup> Sun OT	24. 1 <sup>st</sup> Lent* 25. 2 <sup>nd</sup> Lent* 26. 3 <sup>rd</sup> Lent* 27. 4 <sup>th</sup> Lent*	28. 5 <sup>th</sup> Lent* 29. Passion (Palm) Sunday 30. EASTER SUNDAY 31. 2 <sup>nd</sup> Sun Easter 32. 3 <sup>rd</sup> Sun Easter	33. 4 <sup>th</sup> Sun Easter 34. 5 <sup>th</sup> Sun Easter 35. 6 <sup>th</sup> Sun Easter 36. 7 <sup>th</sup> Sun Ascension	37. Pentecost Sunday 38. Holy Trinity 39. Body and Blood of Christ (Corpus Christi)
Intergenerational Catechetical Focus*		Gathering Prayers • Procession • Entrance Chant • Sign of the Cross • Greeting • Penitential Rite • Kyrie • Gloria (seasonal) • Collect		Liturgy of the Word • Readings and Response • Profession of Faith (Nicene, Apostles Creeds) • Prayers of the Faithful			Liturgy of the Eucharist • Preparation and Presentation of the Gifts • Eucharistic Prefaces & Prayers • Communion Rite (Lord's Prayer, Sign of Peace, Lamb of God) • Invitation, Communion, Prayer after Communion			Sending Forth • Final Blessing • Dismissal	
Sacramental Preparation Sessions								+ Preparations and the opportunity for celebrating the Sacrament of Reconciliation may be offered during Year 1 or Year 2			
Parish Liturgical Celebration		Sep 25 <sup>th</sup> : Jubilee of Catechists	Oct 2: Rite of Enrollment					+ Possible celebration of the Sacrament of Reconciliation at this time during Year 1			



# Our Faith Journey Year Two, Liturgical Cycle C – A: Overview

Month ->	Aug	Sep	Oct	Nov	Dec	Jan	Feb	Mar	Apr	May	Jun	
Lectionary Cycle	2017 Year A Begins (Gospel Readings taken primarily from the Gospel of Mark)											
Liturgical Season (with Colour)	2017 Year C (Gospel Readings taken primarily from the Gospel of Luke)											
Coordinator and Catechist Meetings	Ordinary Time											
	Recommendations Catechetical Team Meeting at parish	Workshops offered: • up-Island Sep • down-Island Sep - date and locations TBA						Workshops offered: • up-Island Jan • down-Island Jan - date and locations TBA	Ordinary Time begins Jan 15 <sup>th</sup>	Lent begins March 5 <sup>th</sup>	EASTER April 16 <sup>th</sup>	Pentecost June 4 <sup>th</sup>
Parent Meetings		• Week of Sep 18 <sup>th</sup> Parent Parish Mtg: Recalling of Year I, and overview of Year II						• Week of Jan 8 <sup>th</sup> Parent Parish Mtg: Review and What's ahead				
Weekly Intergenerational Catechetical Sessions (Remote Preparation)		1. 26 <sup>th</sup> Sun OT Review the <u>Mosaic Cross</u> <sup>1</sup> , and review <u>Called by Name</u> <sup>2</sup>	2. 27 <sup>th</sup> Sun OT Baptism: Baptized With Water <sup>2</sup> 3. 28 <sup>th</sup> Sunday (Thanksgiving) 4. 29 <sup>th</sup> Sun OT Baptism: Anointed with Oil <sup>2</sup> 5. 30 <sup>th</sup> Sun OT Preparations for Hallowe'en, All Saints, All Souls 6. 31 <sup>st</sup> Sun OT Baptism: Ritual of Clothing with White Garment <sup>2</sup>	(All Souls) (St. John Lateran) 7. 32 <sup>nd</sup> Sun OT Baptism: Enlightened by Christ, Baptismal Candle <sup>2</sup> (Remembrance Day) 8. 33 <sup>rd</sup> Sun OT Baptism: Awakened to Grace and the 9. Christ the King 10. 1 <sup>st</sup> Sun Advent Rite of Acceptance into the Order of Catechumens	11. 2 <sup>nd</sup> Sun Advent 12. 3 <sup>rd</sup> Sun Advent 13. 4 <sup>th</sup> Sun Advent	14. Mary, Mother of God 15. Epiphany (Baptism of the Lord) 16. 2 <sup>nd</sup> Sun OT Confirmation: Be Sealed with the Holy Spirit <sup>1</sup> 17. 3 <sup>rd</sup> Sun OT Confirmation: Gifts and Fruits of the Holy Spirit 18. 4 <sup>th</sup> Sun OT (Presentation of our Lord)	19. 5 <sup>th</sup> Sun OT 20. 6 <sup>th</sup> Sun OT (Preparations for Ash Wed: Ritual for Making Ashes) 21. 7 <sup>th</sup> Sun OT 22. 8 <sup>th</sup> Sun OT	23. 1 <sup>st</sup> Sun Lent Rite of Election for Catechumens - Adult and Child 24. 2 <sup>nd</sup> Sun Lent +Preparations for Penitential Rite 25. 3 <sup>rd</sup> Sun Lent: +Celebration of Penitential Rite 26. 4 <sup>th</sup> Sun Lent: Eucharist: Come: the Rite of Gathering <sup>1</sup>	27. 5 <sup>th</sup> Sun Lent Eucharist: Listen. The Liturgy of the Word. <sup>1</sup> 28. Passion (Palm) Sunday 29. EASTER SUNDAY 30. 2 <sup>nd</sup> Sun Easter. Do: The Liturgy of the Eucharist <sup>1</sup> 31. 3 <sup>rd</sup> Sun Easter Go <sup>1</sup>	32. 4 <sup>th</sup> Sun Easter 33. 5 <sup>th</sup> Sun Easter 34. 6 <sup>th</sup> Sun Easter 35. Ascension Sunday	36. Pentecost Sunday Go <sup>1</sup> 37. Holy Trinity 38. Body and Blood of Christ (Corpus Christi)	
Intergenerational Sacramental Preparation (Immediate Preparation)				+Immediate preparation and the opportunity for celebrating the Sacrament of Reconciliation may be offered during Year 1 or Year 2.	+Immediate preparation and the opportunity for celebrating the Sacrament of Reconciliation may be offered during Year 1 or Year 2.		+Immediate preparation and the opportunity for celebrating the Sacrament of Reconciliation		• Immediate preparation for the Sacraments of Initiation (Confirmation and Holy Communion).			
Parish Liturgical Celebration		Sep 25 <sup>th</sup> : Jubilee of Catechists		+ celebration of the Sacrament of Reconciliation, if offered at this time during Year 2	+ celebration of the Sacrament of Reconciliation		+ celebration of the Sacrament of Reconciliation					Celebration of the Sacraments of Initiation (Confirmation and Holy Communion)

Where noted above, the particular Year 2 Lessons have been adapted from the two Canadian resources: 1. *Come Join Us at the Table* (Loftus and DeMong, 2000), and 2. *Alive in the Spirit: Confirmation Guide for Young People* (Ecker and Bick, 2006). Both resources are published by Novalis. Materials have also been adapted from *Becoming Church: A Preparation Program for Completing the Sacraments of Initiation* (McKenzie, Savelesky, 1991).



# Two-Year Sacraments of Initiation Preparation Program

## Roman Catholic Diocese of Victoria

### 2016 – 2017

---

#### Note

- The 2016-2017 school year will use the Gospel readings from **Lectionary C** for Ordinary Time before Advent and those from Cycle A for the remainder of the year.
- The 2017-2018 school year will use the Gospel readings from **Lectionary A** for Ordinary Time before Advent and continue with the Sunday Gospels from Cycle B for the remainder of the year.

### Introducing the Two-Year Program

September 11 (week of)	Parish Parent Meetings to provide an overview of the two-year program for schools and parishes. <i>Parish Sacramental Preparation Coordinators / ICS Teacher / Catechists involved in Year One Catechesis</i>
September 17, 2016	Workshop for all Catechists <i>Ascension Parish, Parksville</i>
September 25, 2016	Parish Mass: Jubilee of Catechists Rite of Commissioning <i>(Priest and Parish Coordinator)</i>



## Year One Sessions with Parent(s) and Child(ren)

---

September 18	<b>Session 1: Mosaic Cross</b> Adapted from the resource, <i>Come Join us at the Table</i>
September 25, 2016	<b>Parish Mass: Jubilee of Catechists Rite of Commissioning</b> (Priest and Parish Coordinator)
September 25, 2016	<b>Session 2: Called by Name</b> Child prepares name tags to be used in short ritual at next Sunday's Eucharistic Liturgy when the children beginning the two-year program are introduced.
October 2, 2016	<b>Rite of Enrolment</b> Presentation of Bibles to students as they begin the two-year journey.
October 9, 2016	<b>28th Sunday in Ordinary Time (Cycle C) + Thanksgiving Weekend</b>
October 16, 2016	<b>29th Sunday in Ordinary Time (C)</b>
October 23, 2016	<b>30th Sunday in Ordinary Time (C)</b> Preparations for Hallowe'en, All Saints, All Souls
October 30, 2016	<b>31st Sunday in Ordinary Time</b>
November 6, 2016	<b>32nd Sunday in Ordinary Time (C)</b> Dedication of St. John Lateran, Remembrance Day
November 13, 2016	<b>33rd Sunday in Ordinary Time</b>
November 20, 2016	<b>Feast of Christ the King (C)</b>
November 27, 2016	<b>First Sunday of Advent (Cycle A)</b>
December 4, 2016	<b>Second Sunday of Advent (A)</b> Feast of the Immaculate Conception
December 11, 2016	<b>Third Sunday of Advent (A)</b>
December 18, 2016	<b>Fourth Sunday of Advent (A)</b>
December 25, 2016	<b>Christmas</b>

## CHRISTMAS BREAK



January 1, 2017	<b>Mary Mother of God</b>
	<b>Epiphany (A)</b>
	<b>Parent Meeting</b>
January 8, 2017 (week of)	<i>Parish Sacramental Preparation Coordinator, Priest, Catechists, Teacher(s) of Year 1 Program</i>
	<ul style="list-style-type: none"> <li>January – June 2017 program overview</li> <li>Discussion of Reconciliation</li> </ul>
	Baptism of Our Lord, A
	<b>Catechist Workshop (mid and North Island)</b>
	Date and venue to be determined
January 2017	<b>Catechist Workshop (Victoria area)</b>
	<i>Date and venue to be determined</i>
January 15, 2017	<b>2nd Sunday in Ordinary Time (A)</b>
January 22, 2017	<b>3rd Sunday in Ordinary Time (A)</b>
January 29, 2017	<b>4th Sunday in Ordinary Time (A)</b>
	Feast of the Presentation of Our Lord
February 5, 2017	<b>5th Sunday in Ordinary Time (A)</b>
February 12, 2017	<b>6th Sunday in Ordinary Time (A)</b>
February 19, 2017	<b>7th Sunday in Ordinary Time (A)</b>
February 26, 2017	<b>8th Sunday in Ordinary Time (A)</b>
	Prepare for Ash Wednesday
March 5, 2017	<b>1st Sunday of Lent (A)</b>
<b>Note:</b> at some time between January and March, the catechesis for Reconciliation will be offered in two or three additional lessons involving parent(s) and child(ren). The opportunity to receive the Sacrament of Reconciliation will occur before Easter.	
March 12, 2017	<b>2nd Sunday of Lent (A)</b>
March 19, 2017	<b>3rd Sunday of Lent (A)</b>
March 26, 2017	<b>4th Sunday of Lent (A)</b>
April 2, 2017	<b>5th Sunday of Lent (A)</b>





April 9, 2017	<b>Passion (Palm) Sunday (A)</b>
April 16, 2017	<b>EASTER SUNDAY</b>
April 23, 2017	<b>2nd Sunday of Easter (A)</b>
April 30, 2017	<b>3rd Sunday of Easter (A)</b>
May 7, 2017	<b>4th Sunday of Easter (A)</b>
May 14, 2017	<b>5th Sunday of Easter (A)</b>

YEAR ONE PROGRAM EVALUATION WITH PASTORS, CATECHISTS, PARENTS  
(date to be determined, between May 15 – 30, 2017)

May 21, 2017	<b>6th Sunday of Easter (A)</b>
May 28, 2017	<b>Ascension Sunday (A)</b>
June 4, 2017	<b>Pentecost Sunday (A)</b>
June 11, 2017	<b>Holy Trinity Sunday (A)</b>
June 18, 2017	<b>Body and Blood of Christ / Corpus Christi (A)</b>

## **Year Two Sessions with Parent(s) and Child(ren)**

---

September 17, 2016	Workshop for all Catechists <i>Ascension Parish, Parksville</i>
	<b>Parish Parent Meetings</b> <ul style="list-style-type: none"> <li>overview of the second year of the two-year program for schools and parishes</li> <li>focus on Fall lessons (September – January)</li> </ul>
September 18 (week of)	<i>Parish Sacramental Preparation Coordinators / ICS Teacher / Catechists involved in Year One Catechesis</i>
September 25, 2016	Parish Mass: Jubilee of Catechists Rite of Commissioning (Priest and Parish Coordinator)
	<b>26th Sunday in Ordinary Time (C) Session 1</b> <ul style="list-style-type: none"> <li>Review <i>Mosaic Cross</i> (Come Join Us at the Table) and Review <i>Called by Name</i> (Come Join us at the Table).</li> </ul>
September 25, 2016	
	<b>27th Sunday in Ordinary Time (Cycle C)</b>
October 2, 2016	Baptism with Water



October 9, 2016	<b>28th Sunday in Ordinary Time (Cycle C) + Thanksgiving Weekend</b>
October 16, 2016	<b>29th Sunday in Ordinary Time (C)</b> Anointed with Oil
October 23, 2016	<b>30th Sunday in Ordinary Time (C)</b> Preparations for Hallowe'en, All Saints, All Souls
October 30, 2016	<b>31st Sunday in Ordinary Time</b> (Baptism) Ritual of Clothing with a White Garment
November 6, 2016	<b>32nd Sunday in Ordinary Time (C)</b> (Baptism), Enlightened by Christ – Baptismal Candle, Remembrance Day
November 13, 2016	<b>33rd Sunday in Ordinary Time</b> (Baptism), Awakened to Grace: Ephphetha Rite
November 20, 2016	<b>Feast of Christ the King (C)</b>
<b>Catechist's Note:</b> During the Advent Season (which follows), meetings of school and parish parents and children preparing for the Sacrament of Reconciliation should take place if this was not done in Year 1, along with the opportunity to celebrate the Sacrament.	
November 27, 2016	<b>First Sunday of Advent (Cycle A)</b> Rite of Acceptance into the Order of Catechumens
December 4, 2016	<b>Second Sunday of Advent (A)</b> Feast of the Immaculate Conception
December 11, 2016	<b>Third Sunday of Advent (A)</b>
December 18, 2016	<b>Fourth Sunday of Advent (A)</b>
December 25, 2016	<b>Christmas</b>

## CHRISTMAS BREAK

January 1, 2017	<b>Mary Mother of God</b>
	<b>Epiphany (A)</b> <b>School and Parish Parent Meeting</b> <i>Parish Sacramental Preparation Coordinator, Priest, Catechists, Teacher(s) of Year Two program</i>
January 8, 2017 (week of)	<ul style="list-style-type: none"> <li>January – June 2017 program overview</li> <li>Discussion of Reconciliation</li> </ul>
	<b>Baptism of Our Lord (A)</b>



### **Catechist Workshop (mid and North Island)**

Date and venue to be determined

January 2017

### **Catechist Workshop (Victoria area)**

*Date and venue to be determined*

January 15, 2017

### **2nd Sunday in Ordinary Time (A)**

(Confirmation) 'Be Sealed with the Holy Spirit'

January 22, 2017

### **3rd Sunday in Ordinary Time (A)**

(Confirmation) 'Gifts and Fruits of the Holy Spirit'

January 29, 2017

### **4th Sunday in Ordinary Time (A)**

Feast of the Presentation of Our Lord

February 5, 2017

### **5th Sunday in Ordinary Time (A)**

February 12, 2017

### **6th Sunday in Ordinary Time (A)**

February 19, 2017

### **7th Sunday in Ordinary Time (A)**

February 26, 2017

### **8th Sunday in Ordinary Time (A)**

Prepare for Ash Wednesday: Ritual of Making Ashes

**Catechist's Note:** During the Lenten Season (which follows), meetings of school and parish parents and children preparing for the Sacrament of Reconciliation should take place if this was not done in Year 1, along with the opportunity to celebrate the Sacrament (3rd Sunday of Lent).

March 5, 2017

### **1st Sunday of Lent (A)**

Rite of Election for Catechumens (Adults and Children)

March 12, 2017

### **2nd Sunday of Lent (A)**

Preparation for the Penitential Rite

March 19, 2017

### **3rd Sunday of Lent (A)**

Celebration of the Penitential Rite

March 26, 2017

### **4th Sunday of Lent (A)**

(Eucharist) 'Come: the Rite of Gathering'

April 2, 2017

### **5th Sunday of Lent (A)**

(Eucharist) 'Listen: Liturgy of the Word'

April 9, 2017

### **Passion (Palm) Sunday (A)**

April 16, 2017

### **EASTER SUNDAY**



**Notes:** Some time within the next two weeks, parents of children attending Catholic schools will join the parish catechetical program as they begin six weeks of ‘Immediate Preparation for the Sacraments of Confirmation and First Eucharist’.

The parish celebration of Confirmation and First Eucharist will occur some time this Spring (2017).

April 23, 2017	<b>2nd Sunday of Easter (A)</b> (Eucharist) ‘Do’
April 30, 2017	<b>3rd Sunday of Easter (A)</b>
May 7, 2017	<b>4th Sunday of Easter (A)</b>
May 14, 2017	<b>5th Sunday of Easter (A)</b>
May 21, 2017	<b>6th Sunday of Easter (A)</b>
May 28, 2017	<b>Ascension Sunday (A)</b>
June 4, 2017	<b>Pentecost Sunday (A)</b> (Eucharist) ‘Go’
June 11, 2017	<b>Holy Trinity Sunday (A)</b>
June 18, 2017	<b>Body and Blood of Christ / Corpus Christi (A)</b>

EVALUATE YEAR ONE AND YEAR TWO PROGRAM  
WITH PASTORS, CATECHISTS, TEACHERS AND PARENTS



## Scope and Sequence for Two-Year Lectionary Based Sacramental Program

### Year 2 Cycle C/A (Grade 3)

#### The Liturgical Season of Ordinary Time - 24th – Christ the King Sunday (Cycle C)

<b>Catechetical Focus</b> <i>The Holy Spirit, the Giver of Life draws us to Christ</i>	<b>Thematic Scriptural References that support the Catechesis of the Mass</b>	<b>Knowledge and Understanding (Cognitive Level)</b> <i>The child knows...</i>	<b>Skills (Practical Level)</b> <i>The child can...</i>	<b>Values and Attitudes (Affective Level)</b> <i>The child...</i>	<b>Lectionary Readings Cycle C 2016 Gospel</b>
<p>To enable the children to know, celebrate and live the mystery of the Trinity made alive in us by the power of the Holy Spirit who brings Jesus into the lives of the children by the sacraments</p> <p>Prepare the children to encounter the Lord Jesus</p> <p>Unite the children to the life and mission of Christ</p> <p>Sends the Church/the children forth in Christ</p>	<p><b>Jn 14:15-29</b> <i>I will not leave you orphaned</i></p> <p><b>Jn 14: 15-29</b> <i>But ...the Holy Spirit, whom the Father will send in my name, will teach you everything, and remind you of all that I have said to you.</i></p> <p><b>Mt 28:20</b> <i>I am with you always</i></p>	<p>That Jesus promised to make the Spirit present to us</p> <p>That the Holy Spirit, the Giver of Life is present in our liturgical celebrations That the Holy Spirit will guide our actions</p> <p>That the Holy Spirit helps us reach out to others</p> <p>Prayer to God as important for being a part of a community</p>	<p>Recognize the active presence of someone who is absent</p> <p>Participate in a celebration of the Word honouring the Holy Spirit</p> <p>Call on the Holy Spirit for help</p> <p>Pray to the Holy Spirit</p> <p>Participate in celebrations and rituals of the Christian community - especially Sunday worship</p> <p>Give to others</p>	<p>Prays to the Holy Spirit and ask for guidance in times of need</p> <p>Feels the presence of the Holy Spirit</p> <p>Wants to reach out and give to others</p> <p>Is grateful for the people who are part of his or her community</p> <p>Works and plays with others with joy</p>	<p><b>24th Sunday</b> Lk 15:1–10 <b>25th</b> Lk 16:10–13 <b>26th</b> Lk 16:19–31 <b>27th</b> Lk 17:5–10 <b>28th</b> Lk 17:11–19 <b>29th</b> Lk 18:1–8 <b>30th</b> Lk 18:9–14 <b>31st</b> Lk 19:1–10 <b>32nd</b> Lk 20:27–38 <b>33rd</b> Lk 21:5–19 <b>Christ the King</b> Lk 23:35–43</p>





## The Liturgical Season of Advent/Christmas (Cycle A)

<b>Catechetical Focus</b> <i>The Holy Spirit, the Giver of Life draws us to Christ</i>	<b>Thematic Scriptural References that support the Catechesis of the Mass</b>	<b>Knowledge and Understanding (Cognitive Level)</b> <i>The child knows...</i>	<b>Skills (Practical Level)</b> <i>The child can...</i>	<b>Values and Attitudes (Affective Level)</b> <i>The child...</i>	<b>Lectionary Readings Cycle A 2016 – 2017 Gospel</b>
<p><b>Advent</b> Explore the notion of hope</p> <p>Present the Advent/Christmas Epiphany cycle through the scriptural stories of Isaiah, John the Baptist, Mary and Joseph</p> <p>Celebrate the Holy Spirit as the One who came to Isaiah, John the Baptist, Mary and Joseph</p> <p>Present the ministry of Jesus in the power of the Holy Spirit as a growing light in the darkness</p>	<p><b>Advent</b> <b>Isaiah 9:2</b> <i>The people who have walked in darkness have seen a great light</i></p> <p><b>Luke 1</b> <i>The story of John the Baptist</i></p> <p><b>Luke 2</b> <i>The story of the birth of Jesus at night</i></p> <p><b>Mt 2</b> <i>The visit of the Magi to Jesus, guided by a star</i></p> <p><b>Mark 1:8–10</b> <i>He will baptize you with the Holy Spirit</i></p>	<p>The narratives of Isaiah, John the Baptist and Mary</p> <p>Rituals celebrated during the time of Advent and Christmas</p> <p>The responses to the Angels</p> <p>The Holy Spirit prompts us to give to the needy</p> <p>The Holy Spirit is at work everywhere to make light where there is darkness</p> <p>The Holy Spirit is present at all points in Jesus' birth and life</p>	<p>Grasp the meaning of hope in the midst of darkness</p> <p>Understand some of the symbols and prepare the rituals of Advent, Christmas and Ordinary Time</p> <p>Participate in group activities being sensitive to others when things are difficult</p> <p>Participate with their families in actions of sharing with others</p>	<p>Appreciates this season as a time of light and hope in darkness</p> <p>Appreciates the ministry of Jesus, in the power of the Holy Spirit, as a growing light in the darkness</p> <p>Retains hope in spite of difficult times</p> <p>Has a sense of the prayer of the liturgical seasons of Advent and Christmas</p>	<p><b>1st Sun. Advent</b> Mt 24:37–44</p> <p><b>2nd</b> Mt 3:1–12</p> <p><b>3rd</b> Mt 11:2–11</p> <p><b>4th</b> Mt 1:18–24</p> <p><b>Christmas</b> Jn 1:1–18</p> <p><b>Holy Family</b> Mt 2:13–15, <b>Mary, Mother of God</b> Lk 2:16–21</p> <p><b>Epiphany</b> Mt 2:1–12</p> <p><b>Baptism of the Lord</b> Mt 3:13–17</p> <p><b>2nd Sun</b></p> <p><b>Ordinary Time</b> Jn 1:29–34</p> <p><b>3rd</b> Mt 4:12–23</p> <p><b>4th</b> Mt 5:1–12</p> <p><b>5th</b> Mt 5:13–16</p> <p><b>6th</b> Mt 5:17–37</p> <p><b>7th</b> Mt 5:38–48</p> <p><b>8th</b> Mt 6:24–34</p> <p><b>9th</b> Mt 7:21–27</p>



## The Liturgical Season of Lent (Cycle A)

<b>Catechetical Focus</b> <i>The Holy Spirit, the Giver of Life draws us to Christ</i>	<b>Thematic Scriptural References that support the Catechesis of the Mass</b>	<b>Knowledge and Understanding (Cognitive Level)</b> <i>The child knows...</i>	<b>Skills (Practical Level)</b> <i>The child can...</i>	<b>Values and Attitudes (Affective Level)</b> <i>The child...</i>	<b>Lectionary Readings Cycle A 2016 Gospel</b>
<p>Explore the notion of life and renewal of life</p> <p>Enter into the Lent/Easter cycle</p> <p>Celebrate the power of the Holy Spirit in bringing us forgiveness and reconciliation</p> <p>Participate in the mystery of Christ's death and the power of the Spirit raising Jesus to new life</p>	<p>Luke's Story of the Passion with the narrative of the empty tomb</p> <p><b>Jn 20:19–22</b> <i>Jesus sends the Spirit upon his disciples: "Receive the Holy Spirit. If you forgive the sins of any, they are forgiven them"</i></p> <p><b>John 11:25</b> <i>I am the resurrection and the Life</i></p>	<p>Creation as God's gift</p> <p>Importance and rituals of Lent and Easter</p> <p>The Holy Spirit helps us to become united with Christ again if we sin</p> <p>The Holy Spirit was present in all that Jesus said and did</p> <p>The Sacrament of Penance</p> <p>The Easter narratives</p> <p>The "Glory Be"</p>	<p>Link the earth and the work of God's Holy Spirit</p> <p>Link Lent and Easter with the narrative of Jesus</p> <p>Recognize the need to forgive and be forgiven</p> <p>Participate in and contribute to the prayers and celebrations</p> <p>Forgive</p> <p>Care for the earth</p>	<p>Is grateful for the gifts of the earth</p> <p>Appreciates how in Lent and Easter one becomes involved with the narrative of Jesus</p> <p>Celebrates Lent and Easter at home and in the parish</p> <p>Participates in the Sacrament of Penance</p> <p>Has a desire to be forgiven and forgive</p>	<p><b>1st Sun. of Lent</b> Mt 4:1–11</p> <p><b>2nd</b> Mt 17:1–9</p> <p><b>3rd</b> Jn 4:5–42</p> <p><b>4th</b> Jn 9:1–41</p> <p><b>5th</b> Jn 11:1–45</p> <p><b>Passion/Palm Sunday</b> Mt 26:14–27:66</p>



## The Liturgical Season of Easter (Cycle A)

<b>Catechetical Focus</b> <i>The Holy Spirit, the Giver of Life draws us to Christ</i>	<b>Thematic Scriptural References that support the Catechesis of the Mass</b>	<b>Knowledge and Understanding (Cognitive Level)</b> <i>The child knows...</i>	<b>Skills (Practical Level)</b> <i>The child can...</i>	<b>Values and Attitudes (Affective Level)</b> <i>The child...</i>	<b>Lectionary Readings Cycle A 2016 Gospel</b>
Exploring the way the Holy Spirit is at work in uniting people with Christ	<b>Mk 4:3–8</b> <i>Other seed fell into good soil and brought forth grain... ”</i>	The notion of generosity and abundance	Understand the meaning of the parables	Enters fully into the parables and narratives of Jesus	<b>Easter Sunday</b> Jn 20:1–9
Telling narratives of people who are (were) extraordinary in their generosity and goodness	<b>Mk 6:30–44</b> <i>Feeding of the five thousand</i>	In an age-appropriate way, the gifts and fruits of the Holy Spirit	Identify some of the gifts and fruits of the Holy Spirit	Appreciates the power of the Holy Spirit in the narratives of Jesus	<b>2nd</b> Jn 20:19–31
Exploring the parables of Jesus	<b>Parable of...</b> <i>The Mustard Seed</i> <i>Treasure and the Merchant...</i> <i>Healing of Blind Bartimaeus...</i>	Jesus as a parable teller	Understand generosity as something one responds to with generosity	Appreciates and lives the fruits of the Holy Spirit in relation to the mission of the Son	<b>3rd</b> Lk 24:13–35
Examining the narrative of Pentecost and how the Holy Spirit sends the Church out into the world	<i>Healing of a Paralytic...</i> <i>Healing of the Centurion’s Servant...</i> <i>Cleansing of Ten Lepers</i>	God gives gifts in abundance by the Holy Spirit	Express gratitude		<b>4th</b> Jn 10:27–30
	<b>Acts 2:1–4</b> <i>Coming of the Holy Spirit</i>	The meaning of the Feast of Pentecost	Participate in and contribute to the prayers, songs and celebrations of the group	Celebrates the Feast of Pentecost	<b>5th</b> Jn 14:1–12
		Gratitude for the abundance of life		Is sustained by the gifts of the Spirit	<b>6th</b> Jn 14:15–21
		The importance of prayer and celebration		Is generous and grateful	<b>Ascension</b> Mt 28:16–20
				Express gratitude in prayer	<b>7th</b> Jn 17:1–11
					<b>Pentecost</b> Jn 20:19–23



## Feasts of the Lord and Sundays in Ordinary Time – Trinity to the 23rd Sunday (Cycle A)

<b>Catechetical Focus</b> <i>The Holy Spirit, the Giver of Life draws us to Christ</i>	<b>Thematic Scriptural References that support the Catechesis of the Mass</b>	<b>Knowledge and Understanding (Cognitive Level)</b> <i>The child knows...</i>	<b>Skills (Practical Level)</b> <i>The child can...</i>	<b>Values and Attitudes (Affective Level)</b> <i>The child...</i>	<b>Lectionary Readings Cycle A 2016 Gospel</b>
<p>Exploring Baptism and Confirmation as acts of gathering and forming a family in the Holy Spirit</p> <p>The Church is God's people who come together to worship as one family</p> <p>Presenting the Holy Spirit as God, the Giver of Life...the one who makes Christ present in the lives of people, and, the power that transforms bread and wine into the Body and Blood of Christ</p>	<p><b>Acts 10:34–48</b> <i>God anointed Jesus with the Holy Spirit and with power; he went about doing good...'</i> <i>While Peter was still speaking the Holy Spirit fell upon all who heard the word.</i></p>	<p>The Sacraments of Baptism, Confirmation and Eucharist make Christ present in our lives</p> <p>Prayer to God is important for being a member of a community</p>	<p>Connect Church and Sunday as a day of gathering to worship</p> <p>Grasp the actions of Baptism, Confirmation and Eucharist as actions of God</p> <p>Participate in celebrations and rituals of the Christian community</p>	<p>Enjoys being part of and participating in a gathering which form community</p>	<p><b>Trinity Sunday</b> Jn 3:16–18</p> <p><b>Corpus Christi</b> Jn 6:51–58</p> <p><b>10th</b> Mt 9:9–13</p> <p><b>11th</b> Mt 9:36–10:8</p> <p><b>12th</b> Mt 10:26–33</p> <p><b>13th</b> Mt 10:37–42</p> <p><b>14th</b> Mt 11:25–30</p> <p><b>15th</b> Mt 13: 1–23</p> <p><b>16th</b> Mt 13:24–43</p> <p><b>17th</b> Mt 13:44–52</p> <p><b>18th</b> Mt 14:13–21</p> <p><b>19th</b> Mt 14:22–33</p> <p><b>20th</b> Mt 15:21–28</p> <p><b>21st</b> Mt 16:13–20</p> <p><b>22nd</b> Mt 16:21–27</p> <p><b>23rd</b> Mt 18:15–20</p>



## Notes for the Catechist

---

### The Liturgical Season of Ordinary Time: 24th Sunday to Christ the King (Cycle C)

During these eleven weeks concluding Lectionary Cycle C (from September to the end of November) catechists will ...

- Continue to guide children to know, contemplate, celebrate and live the love of the Trinity by recognizing the Holy Spirit as working through Jesus in his encounters with people.
- Help children make the connection between the Gospel message and their lives.
- Invite parents of children in grade three to an initial meeting to discuss expectations for the second year of the two-year program with the priest and catechists involved (early to mid-Sept.)

### *Catechetical Outcomes*

- Reinforce the desired outcomes identified in the matrix that emphasize the catechetical focus for eight year olds: the Holy Spirit, the Giver of Life, draws us to Christ
  - \* Enable the children to know, celebrate and live the mystery of the Trinity made alive in us by the power of the Holy Spirit who brings Jesus into the lives of the children by the sacraments
  - \* Prepare the children to encounter the Lord Jesus
  - \* Unite the children to the life and mission of Christ
- Discuss the Scriptural references associated with the catechetical focus described above:
  - » I will not leave you orphaned
  - » But...the Holy Spirit, whom the Father will send in my name, will teach you everything, and remind you of all that I have said to you
  - » I am with you always

### *Cognitive, Practical and Affective Outcomes*

- The children will KNOW
  - \* That Jesus promised to make the Spirit present to us
  - \* That the Holy Spirit, the Giver of Life, is present in our liturgical celebrations
  - \* That the Holy Spirit will guide our actions and help us reach out to others
  - \* Prayer to God is important for being part of a community
- The children will be able to DO the following
  - \* Recognize the active presence of someone who is absent
  - \* Participate in a celebration of the Word honouring the Holy Spirit
  - \* Call on (pray to) the Holy Spirit for help





- The children should demonstrate the following VALUES and ATTITUDES
  - \* Feel the presence of the Holy Spirit
  - \* Want to reach out and give to others
  - \* Gratitude for the people who are part of his or her community
  - \* Works and plays with others with joy

### *Lectionary Based Outcomes (Cycle C)*

- (24th) God sent Jesus to look for those who are lost who had turned away from God. He rejoices when the lost are found
- (25th) Having money is not wrong. Getting money in the wrong way and using it selfishly is wrong. God's place in our life should come before anything
- (26th) Greediness or selfishness results in an unhappy life. God loves the poor and wants us to share with them now
- (27th) Faith is a gift that we must pray for. The parable of the mustard seed is a powerful description of the power of faith
- (28th) We should always be thankful for the things God has done for us
- (29th) Praying continually puts us in touch with God and opens our minds and hearts to God's plan for us
- (30th) Humility is seeing ourselves as neither better nor worse than other people. Today's Gospel reading focuses on knowing we need God's help to truly know ourselves
- (31st) Zacchaeus' story is a story of a man whose life was changed by an encounter with Jesus. Jesus initiated the relationship with Zacchaeus as he does with us
- (32nd) The Sadducees tried to trick Jesus about what life after death would be like. Heaven (eternal life) is completely different than life now and we don't know what it will be like except that it will be free from harm as we live with God forever
- (33rd) Jesus wants us to be faithful to him even when things are difficult. We have His Spirit to help us
- (Christ the King) Jesus wants to be our King, a shepherd King who cares for us and who will take care of us if we have faith like the good criminal did

### **The Liturgical Season of Advent/Christmas (Cycle A)**

#### *Catechetical Outcomes*

- Reinforce the desired outcomes identified in the matrix that emphasize the catechetical focus (the Holy Spirit, the Giver of Life draws us to Christ)
  - \* Students will explore the notion of hope
  - \* Learn about the Advent/Christmas/Epiphany cycle through scriptural stories
  - \* Celebrate the Holy Spirit as the One who came to Isaiah, John the Baptist, Mary and Joseph
  - \* Present the ministry of Jesus in the power of the Holy Spirit as a growing light in the darkness



- They will be able to explain the meaning of passages of Scripture:
  - » *The people who walked in darkness have seen a great light*
  - » *The story of John the Baptist: hope in a time of darkness*
  - » *The story of the birth of Jesus at night*
  - » *The visit of the Magi to Jesus, guided by a star*
  - » *He will baptize you with the Holy Spirit*

### *Cognitive, Practical and Affective Outcomes*

- The children will KNOW
  - \* The narratives of Isaiah, John the Baptist and Mary
  - \* Rituals celebrated during the time of Advent and Christmas
  - \* The responses to the Angels
  - \* The Holy Spirit prompts us to give to the needy
  - \* The Holy Spirit is at work everywhere to make light where there is darkness
  - \* The Holy Spirit is present at all points in Jesus' birth and life
- The children will be able to DO the following
  - \* Grasp the meaning of hope in the midst of darkness
  - \* Understand some of the symbols and prepare the rituals of Advent, Christmas and Ordinary Time
  - \* Participate in group activities being sensitive to others when things are difficult
  - \* Participate with their families in actions of sharing with others
- The children should demonstrate the following VALUES and ATTITUDES
  - \* Appreciation of this season as a time of light and hope in darkness
  - \* Appreciation of the ministry of Jesus, in the power of the Holy Spirit, as a growing light in the darkness
  - \* Hope in spite of difficult times
  - \* A sense of the prayer of the liturgical seasons of Advent and Christmas

### *Lectionary Based Outcomes (Cycle A)*

- (1st) Sunday of Advent. We do not know when we will be called back to God; we must be ready at all times to meet him.
- (1st) Advent is a time of conversion or trying to grow closer to God
- (2nd) John the Baptist's message is about changing one's heart
- (2nd) We are called to follow Jesus having been baptized with the Holy Spirit
- (3rd) Jesus tells his disciples that John the Baptist was a prophet who was to prepare the world for His coming
- (3rd) Jesus, tells the disciples that he is the Messiah they were waiting for
- (4th) Jesus was born of the Virgin Mary, through the power of the Holy Spirit



- (4th) Joseph followed God's plan for him and took Mary and the child Jesus into his care
- (4th) Emmanuel means "God is with us"
- The Christmas season is a season for family and for coming together as a community
- (Christmas) The word Incarnation is used to explain that God became one of us, in Jesus
- (Christmas) Jesus was born over 2,000 years ago into the same world as you and I
- (Holy Family) Joseph took Mary and Jesus to Egypt to keep his family safe
- The shepherds followed a bright star to Bethlehem and found Mary and Joseph with the child in a manger (Mary, the Holy Mother of God)
- When we pray the Hail Mary, we ask God's Mother to be with us always
- (Epiphany) God's light shone in the East and brought visitors from afar to see this manifestation of God's love
- (Baptism of the Lord) Jesus was baptized by John and the Spirit of God came upon him in the form of a dove
- When we pray the Creed at Mass we express our belief in God the Father, Son and Holy Spirit.
- (2nd) Sunday of Ordinary Time. Jesus is called the Lamb of God because of his gentleness and innocence
- (3rd) We are called just as the early disciples of Jesus were called to help people know and love God
- (4th) Jesus tells us what our attitude must be if we want to be happy
- (5th) Jesus reminds us that we are to be a light for others to see by the good works we do
- (6th) Jesus wants us to live by the spirit of the law rather than the letter of the law
- (7th) We must be loving and kind because God is loving and kind
- (8th) God is the creator of all and will care for all. We shouldn't worry needlessly
- (9th) Jesus insists that just talking isn't enough; heaven is for those who do the will of God

## The Liturgical Season of Lent (Cycle A)

### *Catechetical Outcomes*

- Reinforce the desired outcomes identified in the matrix that emphasize the catechetical focus the Holy Spirit, the Giver of Life, draws us to Christ
  - \* Explore the notion of life and renewal of life
  - \* Enter into the Lent/Easter cycle
  - \* Celebrate the power of the Holy Spirit in bringing us forgiveness and reconciliation
  - \* Participate in the mystery of Christ's death and the power of the Spirit raising Jesus to new life



- Participants will be able to explain the meaning of passages of Scripture:
  - » *Luke's Story of the Passion with the narrative of the empty tomb*
  - » *Jesus sends the Spirit upon his disciples: "Receive the Holy Spirit. If you forgive the sins of any, they are forgiven them"*
  - » *I am the resurrection and the life*

### *Cognitive, Practical and Affective Outcomes*

- The children will KNOW
  - \* That creation is God's gift to us
  - \* The importance and rituals of Lent and Easter
  - \* The Holy Spirit helps us to become united with Christ again if we sin
  - \* The importance of the Sacraments
  - \* The Easter narratives
  - \* The "Glory Be"
- The children will be able to DO the following
  - \* Link the earth and the work of God's Holy Spirit
  - \* Link Lent and Easter with the narrative of Jesus
  - \* Recognize the need to forgive and be forgiven
  - \* Participate in and contribute to the prayers and celebrations
  - \* Forgive
  - \* Care for the earth
- The children should demonstrate the following VALUES and ATTITUDES
  - \* Gratitude for the gifts of the earth
  - \* Appreciation for how in Lent and Easter one becomes involved with the narrative of Jesus
  - \* Celebrates Lent and Easter at home and in the parish
  - \* Participates in the Sacrament of Penance
  - \* Has a desire to be forgiven and to forgive

### *Lectionary Based Outcomes (Cycle A)*

- (1st) Sunday of Lent. Jesus was tempted by Satan to put other things before God in his life
- (1st) We must trust in God above all other things
- (2nd) Peter, James and John are called to participate in God's plan of salvation
- (2nd) Jesus shows them not only what that will involve, but also what future glory that participation will bring
- (3rd) The story of Jesus and the woman at the well reminds us of the life-giving waters of baptism
- (3rd) The holy water at the entrance of the church is a symbol of the water used for baptism
- (4th) A man who was blind received physical healing and spiritual insight because of his faith
- (4th) We have two ways of seeing: with the eyes of our body and with the eyes of faith



- (5th) Martha, Mary and Lazarus were all good friends of Jesus and Jesus felt compassion when he saw how sad Martha and Mary were when Lazarus died
- (5th) Because of the women's faith, Jesus raised him to life
- (Passion/Palm Sunday) Hosanna is a shout in praise of God.
- (Passion/Palm Sunday) Jesus suffered and died because he loves us and wants us to live with Him forever in heaven
- We process with palms singing "Hosanna to God in the highest" as we recall Jesus' entry into Jerusalem

## The Liturgical Season of Easter – Easter Sunday to Pentecost (Cycle A)

### Catechetical Outcomes

- Reinforce the desired outcomes identified in the matrix that emphasize the catechetical focus the Holy Spirit, the Giver of Life, draws us to Christ
  - \* Explore the way the Holy Spirit is at work in uniting people with Christ
  - \* Telling narratives of people who are/were extraordinary in their generosity and goodness
  - \* Exploring the parables of Jesus
  - \* Examining the narrative of Pentecost and how the Holy Spirit sends the Church out into the world
- Students will be able to explain the meaning of passages of Scripture that support the catechetical focus:
  - » *Other seed fell into good soil and brought forth grain...*
  - » *Feeding of the five thousand*
  - » *The Parables of...The Mustard Seed, Treasure and the Merchant, Healing of Blind Bartimaeus, Healing of a Paralytic, Healing of the Centurion's Servant, Cleansing of Ten Lepers*
  - » *The Coming of the Holy Spirit*

### Cognitive, Practical and Affective Outcomes

- The children will KNOW
  - \* What we mean by generosity and abundance
  - \* In an age-appropriate way, the gifts and fruits of the Holy Spirit
  - \* Jesus as a parable teller
  - \* God gives gifts in abundance by the Holy Spirit
  - \* The meaning of the Feast of Pentecost
  - \* Gratitude for the abundance of life
  - \* The importance of prayer and celebration
- The children will be able to DO the following
  - \* Explain the basic meaning of the parables
  - \* Identify some of the gifts and fruits of the Holy Spirit



- \* Understand generosity as something one responds to with generosity
- \* Express gratitude
- \* Participate in and contribute to the prayers, songs and celebrations of the group
- The children should demonstrate the following VALUES and ATTITUDES
  - \* Enters fully into the parables and narratives of Jesus
  - \* Appreciates the power of the Holy Spirit in the narratives of Jesus
  - \* Appreciates and lives the fruits of the Holy Spirit in relation to the mission of the Son
  - \* Celebrates the Feast of Pentecost
  - \* Is sustained by the gifts of the Spirit
  - \* Is generous and grateful
  - \* Expresses gratitude in prayer

### *Lectionary Based Outcomes (Cycle A)*

- (Easter Sunday) The women are the first disciples to return to the tomb and find it empty. They are uncertain but rush to tell the apostles and the others the Good News, that is, Jesus has risen!
- (2nd) Sunday of Easter. Jesus' first words to his disciples were words of peace and forgiveness
- (2nd) Like the apostle Thomas some of us find it hard to believe things we can't see
- (2nd) People come to believe in Jesus by what we say and do; they see Jesus in our lives
- (3rd) The story of the disciples meeting Jesus on the road to Emmaus reminds us that Jesus walks with us in our daily journey too.
- (3rd) Jesus is still present in the scriptures and in the breaking of the bread (communion) at mass
- (4th) Shepherds walk in front of their sheep leading them to pastures with good food
- (4th) Jesus is the Good Shepherd who will lead us to a full and happy life
- (5th) Jesus came to show us who God is and the way to happiness.
- (5th) When we live as he taught us, we are on the right path to God
- (6th) Today's Gospel gives us the heart of the Christian message: love. The Holy Spirit shows us how to love
- (6th) Love is not an option but a commandment for followers of Christ
- (Ascension) Before Jesus left his disciples physically, he told them to go to every part of the world and share the Good News
- (Ascension) When we share Good News we can help make the world a better place for everyone
- (7th) Because Jesus died for us, we can share in life forever
- (7th) We must try to do the things God put us on earth to do
- (Pentecost) Jesus tells us not to be afraid but to be at peace because he has given us his Spirit to be with us
- (Pentecost) The Holy Spirit gives us the power to do good things



## Feasts of the Lord and Sundays in Ordinary Time – Trinity Sunday to the 23rd Sunday (Cycle A)

### Catechetical Outcomes

- Reinforce the desired outcomes identified in the matrix that emphasize the catechetical focus for Grade 3 students: the Holy Spirit, the Giver of Life draws us to Christ
  - \* Begin the exploration of Baptism and Confirmation as acts of gathering and forming a family in the Holy Spirit
  - \* Remembering that the Church is God's people who come together to worship as one family
  - \* Present the Holy Spirit as God, the Giver of Life...the one who makes Christ present in the lives of people, and, the power that transforms bread and wine into the Body and Blood of Christ
- They will be able to explain the meaning of passages from Scripture:
  - » *God anointed Jesus with the Holy Spirit and with power and he went about doing good*
  - » *While Peter was still speaking the Holy Spirit fell upon all who heard the word*

### Cognitive, Practical and Affective Outcomes

- The children will KNOW
  - \* The sacraments of Baptism, Confirmation and Eucharist are called the Sacraments of Initiation and make Christ present in our lives
  - \* Prayer to God is important for being a member of a community
- The children will be able to DO the following
  - \* Connect Church and Sunday as a day of gathering to worship
  - \* Grasp the actions of Baptism, Confirmation and Eucharist as actions of God
  - \* Participate in celebrations and rituals of the Christian community
- The children should demonstrate the following VALUES and ATTITUDES
  - \* Enjoy being part of and participating in a gathering which forms community

### Lectionary Based Outcomes (Cycle A)

- (Trinity) Jesus tells his disciples to preach, baptize and teach in the name of God the Father, Son and Holy Spirit
- (Corpus Christi) Jesus is the only one who can satisfy what we want/hunger for
- (10th) Sunday of Ordinary Time. Just obeying the letter of the law isn't enough; we must understand the spirit of the law (love)
- (11th) Disciples are called and sent to seek the lost and care for them as a shepherd cares for his sheep
- (12th) Suffering is a part of life but God is always there to care for and protect the faithful
- (13th) We should welcome and accept people who bring God's word to us
- (14th) We must try to be humble and gentle like Jesus
- (15th) Even though lots of seeds that are planted die, in the end, God's word will bear fruit





- (16th) We don't always see the results of our good work; it is all part of God's plan
- (17th) When we know how special the kingdom of God is, we will do anything for it
- (18th) The parable reminds us that the Eucharistic bread nourishes us now and forever
- (19th) We all have storms or fears in life but Jesus wants us to have faith in him; he will always help us
- (20th) We must try to accept all people because they are made in the image and likeness of God
- (21st) Peter is given leadership of the early church because of the faith in Christ he demonstrated
- (22nd) Jesus explained that his disciples would have to suffer in life if they choose to live for others
- (23rd) We must accept our responsibility to listen to people who are trying to help us live a good life
- (23rd) We must also pray with the community



## Sample First Letter to Parents

---

(To be placed on parish letterhead)

August \_\_, 2016.

Dear Parents

This year at (name of parish) we are following a newly developed program for children preparing for the reception of their second and third Sacraments of Initiation: Confirmation and First Communion.

What does this mean? The Initiation of children into the Roman Catholic faith includes the Sacraments of Baptism, Confirmation and First Communion. These Sacraments bring the child into full membership with the faith community. Usually the child is baptized as an infant or young child, and the Sacraments of Confirmation and First Communion are received when he or she is about eight years old.

Sacramental Preparation catechists (the ones who lead in the preparation of the children for the reception of Confirmation and First Communion) want this time to be special for everyone involved: parents, grandparents and godparents, as well as our priests and parishioners. The two-year lectionary based program is designed to allow sufficient time for meaningful growth as it fosters the child's relationship with Jesus Christ, and an understanding of the Sacraments of the Church throughout the journey.

[PARISHES SHOULD CHOOSE ONE OF THE FOLLOWING OPTIONS TO USE IN THEIR LETTER: A, B, OR C]

### [A. Parishes only offering Year One]

Year One will commence with a parent meeting the week of [September 18, 2016 at 7:00 PM or alternate date]. At this meeting you will be presented with an overview of the program. Each [enter day and time of the week] we will gather to pray and celebrate the Word of God. During Lent, the opportunity for reception of the Sacrament of Reconciliation will be available. Parents and children preparing for this Sacrament will meet at a time yet to be scheduled. Following Year Two in the Spring of 2016 these children will celebrate the Sacraments of Confirmation and First Communion.

### [B. Parishes only offering Year Two]

Year Two will commence with a parent meeting the week of [September 25, 2016 at 7:00 PM or alternate date]. At this meeting you will be presented with an overview of the program. Each [enter day and time of the week] we will gather to pray and celebrate the Word of God. During Lent, the opportunity for reception of the Sacrament of Reconciliation will be available. Parents and children preparing for this Sacrament will meet at a time yet to be scheduled. In the Spring of 2017 these children will celebrate the Sacraments of Confirmation and First Communion.

### [C. Parishes offering both Sacramental Preparation Year 1 AND Year 2 running simultaneously]

Year One will commence with a parent meeting the week of [September 18, 2016 at 7:00p.m. or alternate date]. At this meeting you will be presented with an overview of the program. Each [enter day and time of the week] we will gather to pray and celebrate the Word of God. During Lent, the opportunity for reception of the Sacrament



of Reconciliation will be available. Parents and children preparing for this Sacrament will meet at a time yet to be scheduled. In the Spring of 2016 following completion of Year Two these children should celebrate the Sacraments of Confirmation and First Communion.

Year Two will commence with a parent meeting the week of [September 25, 2016 at 7:00p.m. or alternate date]. At this meeting you will be presented with an overview of the program. Each [enter day and time of the week] we will gather to pray and celebrate the Word of God. During Lent, the opportunity for reception of the Sacrament of Reconciliation will be available. Parents and children preparing for this Sacrament will meet at a time yet to be scheduled. In the Spring of 2017 these children should celebrate the Sacraments of Confirmation and First Communion.

While there may be a Sunday that you are unable to attend, it is very important that at least one parent is committed to making this journey with the child. If you have questions or require any further information, please contact ( \_\_\_\_\_ ).

We look forward to our journey together!

Sincerely,

Coordinator: Children's Sacramental Preparation

\_\_\_\_\_ Parish



## Parish Newsletter #1

---

(To be placed on Parish Letterhead)

### Our Faith Journey: Preparing Young Children for Celebrating the Sacraments Year Two

*Newsletter #1 – September 2016*

#### DEAR PARENTS / GUARDIANS

Welcome to Year Two of the Sacramental Preparation Program for the Diocese of Victoria. Once again we are excited about working with you and your child(ren) as we prepare together to celebrate the Sacraments of Confirmation and Eucharist next Spring.

Our intention is to compose and distribute a Newsletter to parents and guardians of children in their second year of Sacramental Preparation to help them understand what concepts are being covered in our weekly sessions. In this way, they can discuss and reinforce the lessons at opportune times throughout the week.

As in the Year One Program, the focus for Year Two is two-fold:

1. The remote and immediate preparation for reception of the Sacraments of Confirmation and Eucharist, and,
2. The invitation to the children to recognize more fully the presence of the Holy Spirit active in the Church and in creation.

Just a reminder that the children in Year Two are building on what was covered in Year One. While we continue to follow the lectionary cycle for the Church year, the primary difference is the structure of the sessions which include ritual ceremonies that mark the stages of readiness for the Sacraments.

The second important aspect of the Year Two Program is helping students grow in understanding and response to the God the Holy Spirit at work in their lives. This takes place over the entire year,

regardless of the Church season we are celebrating.

This first Newsletter covers the period up to the beginning of Advent. The catechists will be welcoming the children and introducing the Holy Spirit as Jesus does in his farewell meal. It is here that they learn of Jesus' promise of the Spirit and come to know the meaning of the words, "I am gone but never far away". The most important thing you can do as a parent/guardian is to reinforce what the catechist is doing in class. Help your child understand that:

- The Holy Spirit is the third Person of the Trinity to whom we pray in the Creed
- The Holy Spirit is the Giver of Life who draws us into deeper relationship with Jesus through the Sacraments
- During this year we will be preparing to encounter the Lord Jesus in Confirmation and First Eucharist.
- In the first lessons in early September, catechists will review the Mosaic Cross (activity) and Called by Name (ritual) completed in Year One and review the Rite of Enrollment in which the children participated. If you are new to the parish group, you may want to discuss these events with the catechist.
- In October, the sessions will review the symbols of water and oil used in the Sacrament of Baptism; and in



November they will continue with more symbols...the clothing with the white garment, the presentation of the baptismal candle, and, the anointing with oil. On the Feast of Christ the King, the last Sunday of November, the children will review the ritual to take place on the first Sunday of Advent when they will be accepted as candidates who will complete the Sacraments of Initiation this year.

- Also, in November, if your child has not yet celebrated the Sacrament of Reconciliation, there will be opportunity for the immediate preparation for reception to take place sometime during Advent. (December)
- Over the weeks the children will be encouraged to ask questions and share their stories. They may seem unsure about some things and if you're not sure how to explain the question, just mention the fact to the catechist or another capable of advising you or helping the child. You can also make use of opportunities to ensure:

The children will KNOW

- That Jesus promised to make the Spirit present to us
- That the Holy Spirit, the Giver of Life, is present in our liturgical celebrations
- That the Holy Spirit will guide our actions and help us reach out to others
- That prayer to God is important for being part of a community

The children will be able to DO the following:

- Recognize the active presence of someone who is absent
- Participate in a celebration of the Word honouring the Holy Spirit

The child(ren) should be able to demonstrate the following values or attitudes:

- Feel the presence of the Holy Spirit
- Want to reach out and give to others
- Demonstrate gratitude for the people who are part of his or her community
- Works and plays with others with joy

In our next Newsletter in late November, we will share some ideas about how to make the Advent, Christmas and Epiphany Season more meaningful.

We look forward to working with you and invite you to bring forth any questions or concerns you have at any time.

Blessings on you and your family.

The (Parish) Catechetical Team

(Name and phone contact and/or e-mail)

Xxxxxxx

Xxxxxxx

Xxxxxxx



## Parish Newsletter #2

---

(To be placed on Parish Letterhead)

### Our Faith Journey: Preparing Young Children for Celebrating the Sacraments Year Two

*Newsletter #2 – November 2016*

#### DEAR PARENTS / GUARDIANS

Soon we will be preparing for the seasons of Advent, Christmas, and the Epiphany and once again we commit ourselves to working with you as we implement the Year One and Year Two Sacramental Preparation Programs.

This second Newsletter is designed to let you know what we are covering during the season of Advent. We hope it will assist you in continuing the discussion at home.

Secular holiday traditions are a real challenge because they can directly oppose the spirituality of Advent. The hustle and bustle of parties and shopping should be countered with the simplicity and spirituality of preparation and waiting. The children will be hearing about preparing a place for Jesus. You can easily support the program by discussing preparing our hearts (by celebrating reconciliation) and our homes (praying with the Advent wreath, setting up a crèche, and doing something as a family to help those less fortunate).

As Advent begins, during the first Sunday Eucharistic celebration, the children will participate in the rite of acceptance into the Order of Catechumens (a name given to those preparing to complete the Sacraments of Initiation...Baptism, Confirmation, and Eucharist). The Gospels of the second, third and fourth Sundays of Advent will be the basis of the lesson discussions before Christmas.

You can help your child understand and get to know the key players in the narratives: John the Baptist, Mary, Joseph, the shepherds and wise men. If possible encourage them to participate in an

Advent/Christmas carol service or pageant.

Downplay the secular songs when possible and reinforce Advent themes by:

- Exploring the notion of hope
- Learning about the Advent-Christmas-Epiphany cycle through scripture stories
- Celebrating the Holy Spirit as the One who came to Isaiah, John the Baptist, Mary and Joseph
- Presenting the ministry of Jesus in the power of the Holy Spirit as a growing light in the darkness

This is a relatively short period of time and a very busy time of year, as well. The lessons on the Epiphany (Wise Men) and the Baptism of Our Lord will be covered in January once classes resume. In our next Newsletter we will explain the content of the lessons which follow Jesus' baptism dealing with the immediate preparation for the Sacraments.

During the months of December and early January, your on-going support is appreciated. Help your child KNOW

- The narratives of Isaiah, John the Baptist and Mary
- Rituals celebrated during the time of Advent and Christmas
- The responses to the Angels
- That it is the Holy Spirit who prompts us to give to the needy



- The Holy Spirit is at work everywhere to make light where there is darkness
- The Holy Spirit is present at all points in Jesus' birth and life.

Your efforts to help children DO the following are also a great support

- Grasp the meaning of hope in the midst of darkness
- Understand some of the symbols and prepare the rituals of Advent/Christmas
- Participate in group activities being sensitive to others when things are difficult
- Participate with their families in actions of sharing with others

The children should also demonstrate the following attitudes and values

- Appreciation that this season is a time of light and hope in darkness
- Appreciation of the ministry of Jesus, in the power of the Holy Spirit, as a growing light in the darkness
- Hope in spite of difficult times
- A sense of the meaning of the prayers of the liturgical seasons of Advent and Christmas

Have a fruitful Advent journey and be assured your Christmas will be filled with meaning.

God bless your family.

The (Parish) Catechetical Team

(Name and phone contact and/or e-mail)

Xxxxxxx

Xxxxxxx

Xxxxxxx





## Parish Newsletter #3

---

(To be placed on Parish Letterhead)

### Our Faith Journey: Preparing Young Children for Celebrating the Sacraments Year Two

*Newsletter #3 – January 2017*

#### DEAR PARENTS / GUARDIANS

We hope you had a wonderful Christmas with family and friends and we pray you will be blessed abundantly during the coming year. After a very busy Christmas season, it is good to place our focus on quieter times! Having said that, the coming months will be very important as we move from Ordinary Time into Lent.

This third Newsletter marks the time when we enter very seriously into preparation of the children for Confirmation and First Eucharist. The resources we are using in the two-year program are developed for children under ten years of age.

Some of you may still have questions about the practice in the Diocese of following the “Restored Order”. What the term indicates grows out of the directive following the Second Vatican Council to return to the way Sacraments were celebrated in the early Church. The Sacraments which make one a full member of the Church are Baptism, Confirmation and Eucharist...celebrated in that order. Your concerns about whether your child fully ‘understands’ what Confirmation is ‘really’ about, should be discussed so that the theology behind the Sacraments is clear. Let us keep in mind that the child is on a life-long journey growing in faith...just as we are. He/she does not need to understand the full deposit of the faith any more than we do. You should know that in later years the sacraments are revisited and a deeper understanding of the signs and symbols is provided.

In January we celebrate two very important feasts – the Epiphany and the Baptism of Jesus. Most

children will be familiar with the events of the Epiphany since the story of the Wise Men is a part of the Christmas story. But there are very few Scripture stories about Jesus’ life as a small boy other than the one where he remains in the Temple following a family trip to Jerusalem.

We pick up the story of Jesus’ life with his baptism in the River Jordan by John the Baptist. This is an important feast, for it is at this time we learn that Jesus was chosen by God and receives the Holy Spirit before he begins his public life. The next few sessions are devoted to discussion of the Sacrament of Confirmation where the children will explore the role of the Holy Spirit in their lives and participate in a ritual of being sealed with the Spirit. You can help them understand this event by explain that when we feel an inner urge to act with goodness, honest and generosity (or like Jesus) it is the Spirit of God within us that moves us to do so.

The discussion of Confirmation continues with an exploration of the gifts and fruits of the Holy Spirit. Keeping in mind the age of the children, simply help your child know that the Spirit of God gives them courage, wisdom, understanding, etc. and that those qualities will be seen in their lives as they go about lovingly, peacefully, gently, joyfully and patiently. These qualities are the fruits of living as the Spirit of God leads us.

As Lent approaches, pay particular attention to the Gospel stories the children will be hearing. Help them extract the meaning from the story that applies to their lives. In mid-February two very important



lessons occur right before Ash Wednesday (March 1, 2017). The first provides background on the meaning of the Lenten season. Children learn about Mardi Gras and how the palms are used to make the ashes used to mark us as Christians as we begin our Lenten practices of prayer, fasting and almsgiving.

On the first Sunday of Lent, the Rite of Election for Catechumens (those preparing to be received into the Church at the Easter vigil) takes place. This usually takes place at Sunday liturgy and your child's godparents and grandparents are encouraged to attend, if possible.

On the second and third Sundays of Lent, preparation for and celebration of a Penitential Rite is the focus. This celebration is usually held in class, not at Mass. The children are at varying stages on the journey (some will have received the Sacrament of Reconciliation, some have not). All the participants in their own different ways are going to hear the comforting message of pardon for sin. We continue the Lenten journey and focus on the Eucharist for both the fourth and fifth Sundays. You will want to reinforce the understanding of the Eucharist as the meal of thanksgiving in which we receive the Body and Blood of Christ. The children will understand that after they receive First Eucharist, they are now full members of the Catholic Church. Details related to the date/time of Confirmation and First Eucharist will follow.

The sessions where the children learn about Eucharist are developed around four words:

**Come** (referring to our gathering as a Christian community to celebrate on Sundays), **Listen** (referring to the Liturgy of the Word where we hear God's message and imitate it), **Do** (where we respond to Jesus' command to "Do this in memory of me," and **Go** (where we are encouraged to live as witnesses of all Jesus did and said). The last two, "Do" and "Go" take place after Easter as the children celebrate the reception of the Sacraments of Confirmation and First Eucharist.

This is the heart of our Year Two Program and we encourage you to make it a special time for your child(ren). Reinforce what is being taught in the sessions and, in your own home,

- Explore the notion of life and renewal of life
- Enter into the Lenten/Easter cycle
- Talk about the power of the Holy spirit in bringing us forgiveness and reconciliation
- Make Sunday liturgy a priority

Talking with your children about Jesus' life, death and Resurrection will help you know if they understand what the Church is celebrating. Check to see if...

Your child(ren) know...

- The importance and rituals of Lent and Easter
- The Holy Spirit helps us to become united with Christ again if we sin
- The importance of the Sacraments
- The Easter narratives
- The "Glory Be"

Children should also be able to do the following...

- Link the earth and the work of God's Holy Spirit
- Link Lent and Easter with the narrative of Jesus
- Recognize the need to forgive and be forgiven
- Participate in and contribute to the prayers and celebrations
- Forgive
- Care for the earth

Finally, your child should demonstrate some of the following values and attitudes...

- Gratitude for the gifts of the earth



- Appreciation for how in Lent and Easter one becomes involved with the narrative of Jesus
- Celebrates Lent and Easter at home and in the parish
- Participates in the Sacrament of Reconciliation
- Has a desire to be forgiven and to forgive.

This is a framework for what we plan to cover in February and March. Our final Newsletter will include all the details you need related to the celebrations in our parish. If you have any questions or concerns, be sure to give one of us a call.

Blessings on your Lenten journey.

The (Parish) Catechetical Team

(Name and phone contact and/or e-mail)

Xxxxxxx

Xxxxxxx

Xxxxxxx



## Parish Newsletter #4

(To be placed on Parish Letterhead)

### Our Faith Journey: Preparing Young Children for Celebrating the Sacraments Year Two

*Newsletter #4 – April 2017*

#### DEAR PARENTS / GUARDIANS

“Alleluia! He has risen as he said.” And now we begin the final preparation of our children for celebration of the Sacraments of Confirmation and First Eucharist. As you know, the dates are set. On \_\_\_\_ (day) \_\_\_\_\_, \_\_\_\_ (date) \_\_\_\_\_, \_\_\_\_ (number) \_\_\_\_ children and their families and friends will gather at \_\_\_\_ (time) \_\_\_\_ to welcome Bishop \_\_\_\_\_ who will confer the Sacraments. This is indeed a time of blessing for the whole parish who celebrate with you.

But while you will be busy with arrangements to make the day special according to your culture and traditions, it's good to be reminded not to lose sight of the real meaning of the day. We have just celebrated the passion and death of Our Lord, and now we are going to welcome new members who will join us at the table where they will be nourished and sent out to continue the work of Christ in the world today. It is a time of true grace!

The April sessions develop the “Do” and “Go” themes we spoke of in our last Newsletter. We know that Baptism and Confirmation are clearly a beginning. They are received only once and point us to something more: the Eucharist, the heart of our faith. When we “Do this in memory of me”, we give thanks break and share bread and wine, which through the Holy Spirit and the action of the priest become Christ's Body and Blood. What a gift! Once we have received this precious gift, we “Go”. We are transformed and carry Christ out into the world – imitating his thoughts, words and deeds.

The weekly lessons recount the story of Jesus' appearances after the Resurrection. Children will

be able to identify with how Mary Magdalene and Mary, two of Jesus' closest friends, must have felt when they discovered Jesus was not in the tomb.

You can also help them understand why the apostles and disciples didn't recognize Jesus at first. Simply explain that they were probably afraid they would be killed because they followed Jesus. Their faith was weak and they were disappointed with what took place during Holy Week. Talk about the courage it must have taken for Peter and the others to stand up publicly and tell people that they had seen the Risen Lord. There are many accounts of the appearance of Jesus after his death (John 20:1–10; 11–16, 19–23; 26–29 and John 21:1–14; 15–19; John 21:1–14). Don't be afraid to discuss several of them with your child(ren).

Finally we come to the great Feast of Pentecost (see the Acts of the Apostles 2:1–24). It was on this day the Holy Spirit came upon the early followers and gave them the courage to witness to all they had seen and heard. Pentecost is called the birthday of the Church because on that day the disciples were ready to go tell the whole world the wonders God had done in Jesus.

After our parish celebration, we will reflect on the mystery that we have experienced. The children are now full members of the Church and are called to “Go to love and serve”. A small celebration may be planned where Confirmation and First Communion certificates are given to the participants in a short ritual that follows the pattern “Come” (gather around the table), “Listen” (prayer of commissioning from the Gospel of Matthew 28:16–20), “Do”



(presentation of certificates that mark them as part of the parish community and the Catholic Church) and “Go” (accepting a candle symbolic of being a light to the world).

The two-year program is now coming to a close. We hope it has been a time of great blessing for your child and his/her family. Continue your regular attendance at Mass and the children’s catechetical sessions so that the seeds which have been planted will take root. There’s lots to know, do and demonstrate in values and attitudes that mark us as disciples of Christ. Your continued attendance and support are critical components of raising Catholic children who will imitate Christ in their relationships to God and neighbour.

Over the summer months, you can review how the Holy Spirit is at work in us. When possible, reinforce the themes and concepts we have been exploring, in particular, how the Holy Spirit, the Giver of Life, draws us to Christ.

- Chat about how Baptism and Confirmation are acts of gathering and forming a family called Church
- Remind your child(ren) of why regular attendance at Mass is important, i.e. the church is God’s people who come together to worship as one family.
- Talk about how the Holy Spirit is the one who makes Christ present in the lives of people and the One who transforms bread and wine into the Body and Blood of Christ.

Reinforce the knowledge-based expectations or desired outcomes:

- The children will know that the sacraments of Baptism, Confirmation and Eucharist are called the Sacraments of Initiation and make Christ present in our lives
- Prayer to God is important for being a member of a community

Reinforce the children’s ability to:

- Connect Church and Sunday as a day of gathering to worship
- Grasp the actions of Baptism, Confirmation and Eucharist as actions of God
- Participate in celebrations and rituals of the Christian community.

The children should demonstrate the following value or attitude:

- Enjoy being part of and participating in a gathering which forms community.

Many blessings and wishes for a healthy, happy, and safe summer. We look forward to our weekly gatherings for catechesis which will begin on \_\_\_\_\_.

Blessings on you and your family.

The (Parish) Catechetical Team

(Name and phone contact and/or e-mail)

Xxxxxxx

Xxxxxxx

Xxxxxxx



## Session One – Year Two: First Gathering with Parents Only

---

You will need the following:

- A welcoming place to gather
- Name tags
- Ice breaker welcome activity
- Prayer table with cloth (liturgical colour)
- Cross
- Lectionary
- Food/drink
- Calendar to establish dates

### Welcome

### Gathering Prayer

*Let us pray.*

Leader: *Gracious God, you call each of us to become intimate friends with your Son through the Holy Spirit. Make us lively messengers of your good news to our children, to help them recognize your Son, Jesus, in the breaking of the bread of the Eucharist.*

All: *We make this prayer through Christ our Lord.  
Amen.*

### Introductions of All Who Have Gathered

- Respond to any questions parents may have regarding the *Journey* program
- Parents, grandparents, sponsors are invited to participate full in these sessions.
- Offer details about time and location of the sessions
- Communicate the following:
  1. Confirmation is the second Sacrament of Initiation.
  2. Eucharist is the third and only repeatable Sacrament of Initiation. It nourishes lifelong growth in Christ.
  3. The celebration of Eucharist is the source and summit of our Christian life.
  4. After the celebration of the Sacraments, the candidates will be fully initiated and will continue to gather each Sunday with the Christian family.
  5. Preparing to celebrate a Sacrament is a time of catechesis, not religious education.



## **Refreshment Break**

### **Explain the Structure of the Sessions**

1. Gathering / Opening Prayer (Come)
2. Scripture (Listen)
3. Ritual Experience (Do)
4. Getting in touch with the experience (reflecting on the experience)
5. Refreshments
6. Catechesis on the experience
7. Making connections
8. Bringing the session home (Go)

### **Respond to any Other Questions that May Arise**

### **Closing Prayer**





# Our Faith Journey

Preparing Young Children for  
Celebrating the Sacraments

## LESSON PLANS YEAR TWO September – December 2016 Year C / Year A



DEVELOPED BY THE BISHOP'S ADVISORY COMMITTEE FOR CHILDREN'S CATECHESIS

Roman Catholic Diocese of Victoria



# Table of Contents: Lessons

<b>The Liturgical Season of Ordinary Time . . . . .</b>	<b>46</b>
<b>24th Sunday in Ordinary Time (Year C) . . . . .</b>	<b>48</b>
<b>25th Sunday in Ordinary Time (Year C) . . . . .</b>	<b>51</b>
<b>First part of the Rite of Baptism (25th Sunday) . . . . .</b>	<b>53</b>
<b>26th Sunday in Ordinary Time (Year C) . . . . .</b>	<b>59</b>
<b>Called by Name (26th Sunday) . . . . .</b>	<b>61</b>
<b>27th Sunday in Ordinary Time (Year C) . . . . .</b>	<b>67</b>
<b>Baptized with Water (27th Sunday) . . . . .</b>	<b>69</b>
<b>28th Sunday in Ordinary Time (Year C) . . . . .</b>	<b>78</b>
<b>29th Sunday in Ordinary Time (Year C) . . . . .</b>	<b>81</b>
<b>Anointed with Oil (29th Sunday) . . . . .</b>	<b>83</b>
<b>30th Sunday in Ordinary Time (Year C) . . . . .</b>	<b>93</b>
<b>Preparing for Hallowe'en / All Saints / All Souls (30th Sunday) . . . . .</b>	<b>95</b>
<b>Clothing with a White Garment (Week of Nov 1) . . . . .</b>	<b>104</b>
<b>32nd Sunday in Ordinary Time (Year C) . . . . .</b>	<b>114</b>
<b>Enlightened by Christ – Baptismal Candle . . . . .</b>	<b>116</b>
<b>(32nd Sunday) . . . . .</b>	<b>116</b>
<b>33rd Sunday in Ordinary Time (Year C) . . . . .</b>	<b>127</b>
<b>Awakened to Grace—'Ephphetha Rite' . . . . .</b>	<b>129</b>
<b>(33rd Sunday) . . . . .</b>	<b>129</b>
<b>Christ the King Sunday (Year C) . . . . .</b>	<b>139</b>
<b><i>Our Faith Journey</i> Year 2 Cycle C/A Scope and Sequence Review Chart . . . . .</b>	<b>142</b>



**The Liturgical Season of Advent/Christmas (Cycle A) ..... 144**

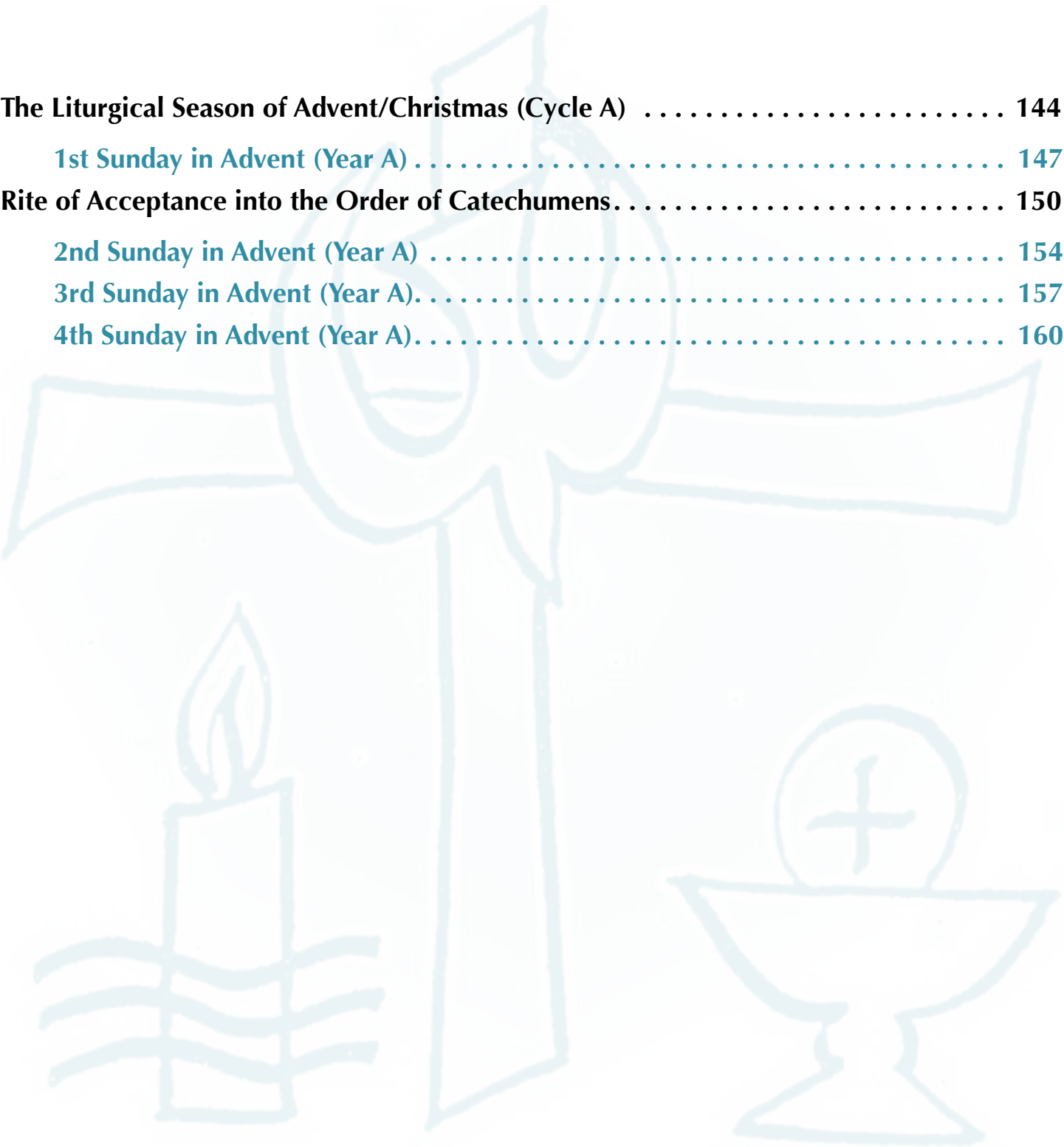
**1st Sunday in Advent (Year A) ..... 147**

**Rite of Acceptance into the Order of Catechumens..... 150**

**2nd Sunday in Advent (Year A) ..... 154**

**3rd Sunday in Advent (Year A)..... 157**

**4th Sunday in Advent (Year A)..... 160**





# The Liturgical Season of Ordinary Time

## MAKING THE CONNECTION

The Liturgical Season of Ordinary Time - 24th – Christ the King Sunday (Cycle C): Making the Connection

The Sunday Readings for Cycle C, the Liturgical Season of Ordinary Time and the expectations covered in the Criteria for Catechesis for children age eight serve as a guide in the lessons presented. We continue to guide children to know, contemplate, celebrate and live the love of the Trinity by recognizing the Holy Spirit as working through Jesus in his encounters with people. Catechists also help children make the connection between the Gospel message and their lives.

- Invite parents of children in grade three to an initial meeting to discuss expectations for the second year of the two-year program with the priest and catechists involved (early to mid-Sept.)

### Catechetical Outcomes

- Reinforce the desired outcomes identified in the matrix that emphasize the catechetical focus for eight year olds: the Holy Spirit, the Giver of Life, draws us to Christ
  - \* Enable the children to know, celebrate and live the mystery of the Trinity made alive in us by the power of the Holy Spirit who brings Jesus into the lives of the children by the sacraments
  - \* Prepare the children to encounter the Lord Jesus
  - \* Unite the children to the life and mission of Christ
- Discuss the Scriptural references associated with the catechetical focus described above:
  - » *I will not leave you orphaned*
  - » *But...the Holy Spirit, whom the Father will send in my name, will teach you everything, and remind you of all that I have said to you*
  - » *I am with you always*

### Cognitive, Practical and Affective Outcomes

- The children will KNOW
  - \* That Jesus promised to make the Spirit present to us
  - \* That the Holy Spirit, the Giver of Life, is present in our liturgical celebrations
  - \* That the Holy Spirit will guide our actions and help us reach out to others
  - \* Prayer to God is important for being part of a community
- The children will be able to DO the following
  - \* Recognize the active presence of someone who is absent
  - \* Participate in a celebration of the Word honouring the Holy Spirit
  - \* Call on (pray to) the Holy Spirit for help



- The children should demonstrate the following VALUES and ATTITUDES
  - \* Feel the presence of the Holy Spirit
  - \* Want to reach out and give to others
  - \* Demonstrate gratitude for the people who are part of his or her community
  - \* Works and plays with others with joy

### Specific Lectionary Based Outcomes

- (24th) God sent Jesus to look for those who are lost who had turned away from God. He rejoices when the lost are found
- (25th) Having money is not wrong. Getting money in the wrong way and using it selfishly is wrong. God's place in our life should come before anything
- (26th) Greediness or selfishness results in an unhappy life. God loves the poor and wants us to share with them now
- (27th) Faith is a gift that we must pray for. The parable of the mustard seed is a powerful description of the power of faith
- (28th) We should always be thankful for the things God has done for us
- (29th) Praying continually puts us in touch with God and opens our minds and hearts to God's plan for us
- (30th) Humility is seeing ourselves as neither better nor worse than other people. Today's Gospel reading focuses on knowing we need God's help to truly know ourselves
- (31st) Zacchaeus' story is a story of a man whose life was changed by an encounter with Jesus. Jesus initiated the relationship with Zacchaeus as he does with us
- (32nd) The Sadducees tried to trick Jesus about what life after death would be like. Heaven (eternal life) is completely different than life now and we don't know what it will be like except that it will be free from harm as we live with God forever
- (33rd) Jesus wants us to be faithful to him even when things are difficult. We have His Spirit to help us
- (Christ the King) Jesus wants to be our King, a shepherd King who cares for us and who will take care of us if we have faith like the good criminal did



## 24th Sunday in Ordinary Time (Year C)

(Green Cloth)



**Welcome:** "Good morning boys & girls. Welcome!"

**Announcements:** Make any necessary announcements before the liturgy begins.

**Candles:** Select one child to help light the candles.

**Song:** *Open Our Hearts* (by Christopher Walker)

**Sign of the Cross:** Lead the children in making the Sign of the Cross

**First Reading:** "This is a reading from the book of Exodus." (*Readings may be proclaimed by a parent*)  
*The Sunday Book of Readings Adapted for Children, p. 116*  
 "The Word of the Lord."  
**Children:** "Thanks be to God."

**Responsorial Psalm:** **Children's Response:** "In your kindness, O God, have mercy on me."  
 Verse 1: "I know that I have sinned and done what is wrong."  
 Verse 2: "O God, forgive my sins and make my heart true." (*Pause in silence for a moment*)

**Alleluia:** Sing the Alleluia together



**Gospel:** "This is a reading from the Gospel of Luke."  
**Children:** "Glory to you, Lord." (*Three crosses - Lord be in my thoughts, in my words, and in my heart*)  
*The Sunday Book of Readings Adapted for Children, p. 117*  
 "The Gospel of the Lord."  
**Children:** "Praise to you, Lord Jesus Christ."

**Dialogue:** "The readings today focus on the mercy of God and his willingness to forgive us even though we may turn away from him."  
 "In the first reading, God spoke to Moses. God was not happy with the people. Do you remember why?" (**share** - they turned away from God) "The people were worshipping an animal made of metal, a golden calf, instead of God. God had done so much for them yet they turned their back on him. God was going to punish the people. Do you remember what Moses did?" (**share** - begged God to forgive



them) "What did God do?" (**share** - God decided not to punish them)  
 "God was very quick to forgive the people."

"Jesus often tells parables, which are stories, in order to teach us a lesson. In today's Gospel, Jesus tells the parable about a shepherd who went looking for one lost sheep. Who do you think the shepherd really is?" (**share** - give clues/tell them it's God) "Who do you think the lost sheep might be?" (**share** - someone who left the Church, someone who stopped believing in God, or someone who never believed in God) "Why did the shepherd/God rejoice?" (**share** - the sheep came back/believed again) "The Gospel tells us that God, just like the shepherd, seeks out those who are lost and rejoices when he finds them. God loves us and wants to save us. God sent Jesus to look for those who were lost, those who had turned away from God. Jesus still looks for us when we turn away from God and he rejoices when we are found. Jesus is our Good Shepherd."

"We get busy and sometimes forget about God. What things keep us busy?" (**share** - school, sports, video games, TV, etc.) "Sometimes we think that other things are more important. No matter what happens or how busy we get, God will always forgive us and welcome us back just like the lost sheep."

#### Intentions:



"Let us pray: (*The intentions may be read by the children*)

That we forgive others when they hurt us, we pray to the Lord.

**Children:** "Lord, hear our prayer."

That we say 'I'm sorry' when we hurt others, we pray to the Lord.

**Children:** "Lord, hear our prayer."

Encourage the children to share their own intentions.

#### Hymn:

Choose from *Catholic Book of Worship III*, your parish hymnal, or other sourced song book. Be sure it is related to the theme of today.

#### Closing:

Discuss the Home Assignment and select readers for the following week; all parents should be encouraged to read next week's readings with their children.





Name: \_\_\_\_\_

Date: \_\_\_\_\_

# HOME ASSIGNMENT

*24th Sunday in Ordinary Time (Year C)*



1. What are some of the things you like to do that keep you busy? (eg. sports, school, music)

---

---

---

2. What are some of the things that you do to remember God? (e.g. pray, come to church, hang a cross in your bedroom)

---

---

---

3. Draw a picture of a herd of sheep and the shepherd going after one lamb that has wandered off.

A large, empty rectangular box with a thin blue border, intended for the student to draw a picture of a herd of sheep and a shepherd.



## 25th Sunday in Ordinary Time (Year C)

### (Green Cloth)



**Welcome:** "Good morning boys & girls. Welcome!

**Sign of the Cross:** Lead the children in making the Sign of the Cross

**First Reading:** "This is a reading from the prophet Amos."  
*The Sunday Book of Readings Adapted for Children, p. 118*  
 "The Word of the Lord."  
**Children:** "Thanks be to God."

**Responsorial Psalm:** **Children's Response:** "You love the poor, you love the needy."  
 Verse 1: "Teach us to love the poor and the needy."  
 Verse 2: "You give them help, you care for them."

**Alleluia:** sing the Alleluia together

**Gospel:** "This is a reading from the Gospel of Luke."  
**Children:** "Glory to you, Lord." (Three crosses – Lord be in my thoughts, in my words, and in my heart)  
*The Sunday Book of Readings Adapted for Children, p. 119*  
 "The Gospel of the Lord."  
**Children:** "Praise to you, Lord Jesus Christ."



**Dialogue:** "The readings today focus on greed and dishonesty."

"In the first reading, Amos spoke to the people. Do you remember why he was mad at the people?" (**share** – they charged the poor more money for their grain) "Amos was angry that people would try to cheat the poor and make them pay more for the grain. He told them that he would not forget what they had done. Who else do you think will not forget if someone is greedy and cheats people?" (**share** – God)

"The Gospel focuses more on being honest. Do you remember what Jesus said? If you can't be trusted with the little things then...?" (**share** – you can't be trusted with the big things) "And, Jesus said that if you are not honest about the little things...?" (**share** – then you won't be honest about the big things)

"Think about a time in your life when you told the truth. Do you remember how you felt when you told the truth?" (**share** – happy,



proud to have been honest) "Now, think of a time in your life when you may have told a lie, when you did not tell the truth. Do you remember how you felt when you told a lie? (**share** - ashamed, guilty, sad) "God knows what makes us happy and what makes us sad. He wants to help us to be happy and so he gave us rules. We call these rules the Ten Commandments. The first three commandments tell us how we must love God and the last seven tell us how we must love one another. What do you think it means to love one another? What should we do if we love each other?" (**share** - be honest, kind, share, show compassion, etc.)

"Jesus said, 'You cannot serve God and money at the same time.' Having money is not wrong, but being dishonest or greedy with it...that's wrong. Jesus wants us to be happy and wants us to live lives that make others happy, too. We need to be honest and not greedy as we live our lives this week."

#### Intentions:



"Let us pray: (*the intentions can be read by the children*)

For the times we didn't listen, making ourselves and others sad, we pray to the Lord.

**Children:** "Lord, hear our prayer."

For giving us such good rules, we pray to the Lord.

**Children:** "Lord, hear our prayer."

encourage the children to share their own intentions

**Hymn:** *Catholic Book of Worship III or Glory & Praise Sunday theme*

**Closing:** Discuss the Home Assignment and select readers for the following week.



# First part of the Rite of Baptism (25th Sunday)

## SIGNING OF THE CHILDREN WITH THE CROSS

### Making a Mosaic Cross

**PRIOR TO THIS SESSION YOU WILL NEED TO HAVE THE MOSAIC CROSS READY FOR ASSEMBLY. ALL THE PIECES NEED TO BE CUT FOR DECORATION. MAKE SURE YOU KEEP A MASTER PLAN OF THE CROSS, SO THAT IT CAN BE ASSEMBLED CORRECTLY.**

- You will need to know the exact number of children preparing to celebrate the sacraments.
- Cut out a large cross from brown paper or cardboard. Make sure that it is at least 70 cm (28 inches) long and 15 cm (6 inches) wide.
- Place two 70 cm x 55 cm (28 inch x22 inch) piece of construction paper one on top of the other.
- Trace the shape of the cross onto the top sheet, pressing down heavily to leave an impression on the bottom sheet.
- Pressing heavily, mark off as many shapes as the total number in (1) so that the inside of the cross resembles a large puzzle.
- Separate the sheets. If the impression of the shapes on the bottom paper is not too clear, trace over these shapes and add similar shapes to the rest of the paper to give the appearance of a large puzzle.
- Number each piece of the cross on the bottom sheet, and lightly pencil these same numbers on the fronts of the corresponding pieces of the cross on the top sheet.
- Cut out the pieces of the cross from the top sheet only. You might wish to trace these onto coloured fabric or felt.

### *Using material*

Make sure that it is at least 70 cm (28 inches) long and 15 cm (6 inches) wide. You may want to outline a large cross with zig-zag stitching. Using different coloured felts, cut enough pieces to fit the cross using the above directions. It is best to use different cuts so that no two pieces are the same.

### *Other materials needed*

- Name tags
- Glitter glue
- Felts
- Masking tape
- Felt markers
- Refreshments
- Handout for families



## Welcome / Introductions

### Gathering prayer

DEAR GOD,

BLESS THIS TIME WE WILL SPEND TOGETHER.

HELP US TO COME TO KNOW YOU BETTER.

OUR FATHER .....

*Evaluate the parish celebration(s) with the children and their parents. How did they feel when they were called by name?*

- Invite each child to take a piece of the cross and decorate it.
- While this is happening tell parents to write the name of their child on the masking tape and attach it to their hand. The children are not to see this until later in the session.

### Once the cross is assembled

Share how it takes us all to make the cross:

- The cross illustrates our unity as one family, the family of Christians.
- We are all different, unique.
- We treasure the cross because it is a sign not only of the death of Jesus but also of his resurrection. In the cross (demonstrate how much God loves us—a hug )
- A long time ago, Christians saw the cross as such a great treasure that they would cover it with precious jewels or make crosses out of jewels. Each one of you (family) is like a precious jewel on the cross.

### Remembering Baptism

Question to the children:

“Do you know when you were marked by the Sign of the Cross for the very first time?

- When your parents brought you to the Church to be baptized, your parents and godparents were met at the church door and asked “what name do you give your child?”
- Next the priest asks what the parents want for this child and they answer: baptism.
- The priest then tells them how they must help their child learn to be a friend and follower of Jesus, and he asks the godparents and the faith community if they will help.

Then there is a special moment. The priest says the baby’s name \_\_\_\_\_, the Christian community welcomes you with great joy!” He traces the sign of the cross on your forehead and says “I claim you for Christ ...” You are marked as a Christian and you belong to the Lord Jesus. He invites parents, godparents, brothers and sisters to do the same. The priest says our name many times during the rite of baptism

### Celebration

We will now move to the place set aside for our ritual catechesis.



## Ritual Experience

### PROCESSION (COME)

A team member gathers those selected for the procession and invites them to go to the back of the room where they will be given the objects that they will carry in the procession. The procession gathers around the prayer table so as not to block people's view. Soft music will be playing while the procession takes place.

Presider:	<i>In the name of the Father+, and of the Son, and of the Holy Spirit.</i>
All:	<i>Amen.</i>
	Let us pray for the gift of God's Spirit as we begin our journey to the table of the Lord.
	Loving God, you gather us to celebrate and to give thanks that you have called us by name. Bless these symbols as they help us remember that you are with us.
	<i>One child spreads the cloth on the table</i>
	May this table be a sign that we are all one family sharing our life together.
	<i>The candle bearer holds the candle high, and after the prayer (below) places the candle on the table.</i>
Presider:	May this candle remind us that Jesus, our light, shows the way to you.
	<i>The cross bearer holds the cross high and, after the prayer below, places the cross on the table.</i>
	May this cross always be a sign to us of your great love.
	<i>The book bearer holds the Lectionary (Bible) high and, after the prayer below, places the book on the table.</i>
	May the Word be rich food for our minds and hearts.
	This we ask through your Son, Jesus our Lord.
All:	<i>Amen.</i>

### THE WORD OF GOD (LISTEN)

	Now we will listen to a story from the book of God's word about a child whom God called by name.
	<i>A Team leader leads the group in a "Listen" song (from Music for Children's Liturgy of the Word, Christopher Walker and Paule Freeburg DC, Oregon Catholic Press)</i>
Presider:	(actions)
	<ul style="list-style-type: none"> <li>• Listen with your heart</li> <li>• Listen to the Good News</li> <li>• Hear what God is saying to you and me.</li> </ul>
	(repeat)




---

Proclaimer of the Word: 1 Samuel 3:1–11  
*The Word of the Lord*  
 All: *Thanks be to God.*

---

### OPTION 1

*To engage the children even more in the story, he/she indicates that he/she will read it again.*

Presider: This time, let's imagine that God is calling you by name. Everyone can call out, "Here I am"  
 When God says, "Samuel, Samuel," the third time you can respond, "Speak, Lord, I'm listening."  
*Invites each family or group of families to talk about the story using the following questions:*

- What did you hear in this story?
- What did Samuel learn? [God was calling him by name]
- How are we like Samuel? When are we called by name?
- What did Samuel say to the voice in the night? ["Speak to me, Lord, I'm listening."]
- What is God inviting you to do this week? Or, how can you say "Yes" to God's call?

*In these or similar words:*

I want to tell you now about another friend of God, who, like Samuel, learned to listen to God. His name is Isaiah.

Catechist 2: *The catechist opens the Bible*

One day Isaiah heard the voice of the Lord saying, "Whom shall I send, and who will go for us?" And Isaiah answered, "Here I am; send me! (Is. 6:8)

He was ready, like Samuel, to hear God's call and bring God's word to the people.

Once when the people were very sad and discouraged and wondered if God had forgotten them, this is what Isaiah heard:

"Can a woman forget the baby at her breast? Even if a mother could forget, I will never forget you. I have carved you on the palms of my hands" (Is. 49: 15, 16)

*Invite parents to form a large circle around the room while the children remain in their places. Then ask the parents from left to right, to read what they have written on their hands. After all the names have been called, invite the children to go to their parents and see their names. Then both children and parents return to their seats.*

---





## THE CALL (Do)

---

	As God called Samuel and Isaiah,. So God calls each one of us to become full members of our Christian community. Your parents and teachers believe you are ready for the next step.
	Yes, you are invited to join everyone at the Lord's table. Are you ready to say the words of Samuel, "Here I am!"?
Presider:	<i>Invites each child forward with their parents, who place their hands on the child's head or shoulder:</i>
	Clasps hands of child and says: N_____, in Jesus' name, I call you to become a full member of God's holy people.
Child:	Here I Am!
	<i>After all have answered:</i>
Presider:	You have answered God's call. You too can say, Speak, Lord, I'm listening!" Go now and continue to hear God's voice and to say "Yes" with love.

---

## REFRESHMENTS

### *Reflecting on the Celebration*

---

	<i>Invites the group to reflect on the following:</i>
	<ul style="list-style-type: none"> <li>• What did you like especially about tonight?</li> <li>• What did you learn about God?</li> <li>• Why do you think your name is so important?</li> </ul>
Catechist:	<ul style="list-style-type: none"> <li>• How do we have listening hearts?</li> </ul>
	We shared food that nourished our bodies. Was there anything that nourished our hearts?
	Remind the group that God calls each one of us every day to live as faithful followers and friends of Jesus. A prayer that will help us to have listening hearts is the prayer of Samuel "Speak, Lord, I'm listening."

---

### *Continuing the journey at home*

Work together on "My Baptism Story" (see *Come Spirit of God Family Book*, page 8; or *Alive in the Spirit Family Book*, page 9) and have it completed for our next session. Ask everyone to leave their name tags in the basket.

### *Blessing*



Name: \_\_\_\_\_

Date: \_\_\_\_\_

# HOME ASSIGNMENT

*25th Sunday in Ordinary Time (Year C)*



1. What is one thing that you could do this week that would show you are an honest person?

---

---

---

2. What is one thing that you could do this week that would show you are an unselfish person?

---

---

---

3. Having money is not wrong, but getting it in a bad way or using it in a bad way is wrong. Draw a picture of how you could use money in a good way.

A large, empty rectangular box with a blue border, intended for a drawing.



## 26th Sunday in Ordinary Time (Year C)

(Green Cloth)



**Welcome:** "Good morning boys & girls. Welcome!"

**Announcements:** Make any necessary announcements before the liturgy begins.

**Candles:** Select one child to help light the candles.

**Song:** *Open Our Hearts* (by Christopher Walker)

**Sign of the Cross:** Lead the children in making the Sign of the Cross (*Readings may be proclaimed by a parent*)

**First Reading:** "This is a reading from the prophet Amos."  
*The Sunday Book of Readings Adapted for Children, p. 120*  
 "The Word of the Lord."  
**Children:** "Thanks be to God."

**Responsorial Psalm:** **Children's Response:** "Teach us to love the poor and the needy."  
 Verse 1: "You love the poor, you love the needy."  
 Verse 2: "You give them help, you care for them." (*Pause in silence for a moment*)

**Alleluia:** Sing the Alleluia together.



**Gospel:** "This is a reading from the Gospel of Luke."  
**Children:** "Glory to you, Lord." (*Three crosses - Lord be in my thoughts, in my words, and in my heart*)  
*The Sunday Book of Readings Adapted for Children, p. 121*  
 "The Gospel of the Lord."  
**Children:** "Praise to you, Lord Jesus Christ."

**Dialogue:** "This week's readings again focus on greed."

"Just like last week, the first reading comes from the prophet Amos. He always asked the people to be honest and not greedy. Why was Amos angry with the people in this reading?" (*share* - the rich people didn't seem to care about anyone else) "What did the rich people do with their money?" (*share* - they bought the best of everything and ate the most expensive food) "There were many poor people living in Jerusalem while this was happening. Amos was angry that the rich



people seemed to be ignoring the poor...even though they claimed that they believed in God. What do you think someone who believed in God should have done instead?" (**share** - helped the poor)

"Did you ever give away something that was a little hard to give away? How did you feel when you gave it away?" (**share** - good, proud, maybe a little sad) "Let's imagine that each one of us just received a box of chocolates. You can go to your room and eat them all or you can share the box with others. Which will bring real joy into your heart and the hearts of others?" (**share** - hopefully, sharing them)

"In the Gospel, the rich man was so busy thinking of himself that he didn't even see the poor man, Lazarus. What did the poor man want?" (**share** - some food, even scraps) "What did the rich man give him?" (**share** - nothing) "When they died, what did the rich man want?" (**share** - cool water, then for Lazarus to warn his brothers)

"God is so generous to us. He is the creator of heaven and earth. He doesn't charge us for the sun, the rain, or the air we breathe. He shares it with all his children. It doesn't matter what age or colour or size we are. Last Sunday, Jesus asked us to obey God's rules or commandments. Today, Jesus asks us to share and to love one another. Let's try to do that this week."

#### Intentions:



"Let us pray: (*The intentions may be read by the children*)

For open hands and hearts, we pray to the Lord.

**Children:** "Lord, hear our prayer."

For the poor, we pray to the Lord.

**Children:** "Lord, hear our prayer."

Encourage the children to share their own intentions.

#### Hymn:

Choose from *Catholic Book of Worship III*, your parish hymnal, or other sourced song book. Be sure it is related to the theme of today.

#### Closing:

Discuss the Home Assignment and select readers for the following week; all parents should be encouraged to read next week's readings with their children.



# Called by Name (26th Sunday)

## I AM SPECIAL

### Catechist Reflection

God loves each of us from the moment of our life begins. In God we find a caring presence. God never fails to love, never fails to see the good in us. In relationship to God, we come to see ourselves as people who are loved and who are good.

God is the initiator of love. Love is God's gift to us. We do not need to understand, to prove, to earn it; we merely need to accept this unconditional gift.

Throughout our lives – even as adults – we search for a sense of ourselves. We look for ways to understand who we are and to know ourselves as accepted and good.

Our children are bombarded with many messages that tell them they are never good enough. The world around them says, “You can never be too rich, too powerful, too smart, too attractive . . . .” What they hear is “You can never be good enough.”

In God's love, we experience a very different message. In Scripture, and throughout history, God has shown us a love that does not demand that we be “good enough.” Rather, God loves us freely and in full knowledge of who we are - good and not-so-good.

It is no mistake that we are creatures who live “in relationship.” It is in and through personal relationships that we come to experience God's love for us. As we accept and love one another, we begin to bring to light the God who is always with us.

### Goals

- Lead the children to the understanding that they are special and loved by God.
- Help them remember that they were called by name at their baptism.
- Realizing the importance of our name.

### *You will need the following:*

- A welcome place to gather
- Name tags
- Prayer Table with cloth (liturgical colour) – cross reference
- Processional Cross
- Lectionary
- Candle(s)
- 4 x 6 inch pieces of card stock
- Colour pencils, markers, pencils, glitter and glue

### *Welcome / Introductions*



### Opening Prayer

WE PRAISE YOU, LOVING GOD,  
FOR YOUR WORD, JESUS CHRIST.  
GIVE US YOUR HOLY SPIRIT  
TO LISTEN TO YOUR WORD WITH OUR EARS,  
TO TREASURE IT WITH OUR HEARTS  
AND TO LIVE IT WITH OUR LIVES.  
WE ASK YOU THIS THROUGH YOUR WORD JESUS CHRIST  
WHO LIVES AND REIGNS WITH YOU IN THE UNITY OF THE HOLY SPIRIT,  
ONE GOD FOREVER AND EVER. AMEN

---

Revisit last week's gathering. Take time to hear their baptism stories.

#### ***Make the Connection between The Cross and being Called By Name***

*Remember last week when we heard the story of Samuel and how he responded to God calling him. Does anyone remember how Samuel answered God's call?*

*At our birth, our parents gave us a special name.*

Leader:

*The first question that comes up at Baptism is "What name do you give your child?" Isn't it wonderful to think that the name our parents gave us is the one God uses too!*

*Next the priest asks what the parents want for this child, and they answer: Baptism*

*The priest then tells them how they must help their child learn to be a friend and a follower of Jesus, and he asks the godparents and the faith community if they will help.*

*Then there is a special moment. The priest called us by name and said " the Christian Community welcomes you with great joy. He traces the sign of the Cross on our foreheads and said "I claim you for Christ". We became members of God's Family.*

---



## Ritual Experience

### PROCESSION (COME)

A team member gathers those selected for the procession and invites them to go to the back of the room where they will be given the objects that they will carry in the procession. The procession gathers around the prayer table so as not to block people's view. Soft music will be playing while the procession takes place.

---

Presider: *In the name of the Father+, and of the Son, and of the Holy Spirit.*

---

All: *Amen.*

---

Let us pray for the gift of God's Spirit as we begin our journey to the table of the Lord.

Loving God, you gather us to celebrate and to give thanks that you have called us by name.  
Bless these symbols as they help us remember that you are with us.

*One child spreads the cloth on the table*

May this table be a sign that we are all one family sharing our life together.

*The candle bearer holds the candle high, and after the prayer (below) places the candle on the table.*

Presider: May this candle remind us that Jesus, our light, shows the way to you.

*The cross bearer holds the cross high and, after the prayer below, places the cross on the table.*

May this cross always be a sign to us of your great love.

*The book bearer holds the Lectionary (Bible) high and, after the prayer below, places the book on the table.*

May the Word be rich food for our minds and hearts.

This we ask through your Son, Jesus our Lord.

---

All: *Amen.*

---

### THE WORD OF GOD (LISTEN)

Now we will listen to a story from the book of God's word about a child whom God called by name.

Responsorial Psalm: (sung)

Here are two suggestions:

Option 1: *Listen with your Heart*

Presider: (actions)

- Listen with your heart
- Listen to the Good News
- Hear what God is saying to you and me.

(repeat)

---





	Option 2:
Presider:	“God we come to worship you Open our hearts to listen to you, Open our hearts to listen to you.”
	(Both options come from Christopher Walker’s <i>Liturgies for Children</i> )
Proclaimer of the Word:	Gospel: Reading from the Gospel of Mark 9: 38 – 41 <i>The Word of the Lord</i>
All:	<i>Thanks be to God.</i>
Presider:	Reflection on the Gospel – Jesus teaches us that he wants everyone to do good. We are all part of the same group or family if we belong to Christ. The Holy Spirit may act in and through anyone.
	OR
Proclaimer of the Word:	A reading from 1 John 1:1 – 4 <i>The Word of the Lord</i>
All:	<i>Thanks be to God.</i>
Presider:	Reflection on the Reading – John wants to share with us his joy in having seen and heard and touched Jesus, the Word of Life.
	The Parish Community will hand on the “Good News” for the same reason as John.

## REFRESHMENTS

### *Making a Name Card*

- Invite the children to decorate their name cards with a symbol of themselves or perhaps the meaning of their name. For example:

***K – ind***

***E – veryone loves me***

***V – aluable***

***I – rish***

***N – ice***

- These cards will be used during the Rite of Enrollment the following weekend

### *The importance of our Name*

- How would you feel if people never called you by your name but just said “Hey You?...”
- Scripturally, a name is not only what the person is called but also who the person is - the special meaning of that person. Our name sets us apart from everyone else.



The following weekend, the Rite of Enrollment and Presentation of Bibles will be celebrated during Mass. This rite takes place after the homily. (The Rite is enclosed)

You may want to rehearse the Rite with the children and their parents.

### *Closing Prayer*

---

Through the gift of your Spirit, loving God, the early followers of Jesus proclaimed the joy of the Good News to people everywhere.

Presider: Give us that same joy and help us to share it with all people.

We ask this through Jesus Christ who lives and reigns with you in the unity of the Holy Spirit, One God for ever and ever.

---

All: *Amen.*

---

### *Family Activity*

Children, you may want to ask your parents why they choose the name you have. I am quite sure there are some special stories to share.

Does your family have a group of stories that are told and retold at family gatherings? If so, share one or more at a family meal along with what you think the story tells people about the family.

What would happen if that story never got told again, if it were forgotten?

When we forget the stories we forget the important aspects of who we are as a person or as a family. Make the parallel with Scriptures. Without these stories we forget we are the people of God.




Name: \_\_\_\_\_

Date: \_\_\_\_\_

# HOME ASSIGNMENT

*26th Sunday in Ordinary Time (Year C)*



1. What is one thing that you could do this week in order to share something with someone else?

---

---

---

2. What's the hardest part about sharing your belongings with someone else?

---

---

---

3. Draw pictures of yourself with a box of chocolates (or something else you like to eat). In the first box, draw yourself eating them all. In the second box, draw yourself sharing the food with others.

--	--



## 27th Sunday in Ordinary Time (Year C)

(Green Cloth)



**Welcome:** "Good morning boys & girls. Welcome!"

**Announcements:** Make any necessary announcements before the liturgy begins.

**Candles:** Select one child to help light the candles.

**Song:** *Open Our Hearts* (by Christopher Walker)

**Sign of the Cross:** Lead the children in making the Sign of the Cross

**First Reading:** "This is a reading from the prophet Habakkuk." (*Readings may be proclaimed by a parent*)

*The Sunday Book of Readings Adapted for Children, p. 124*

"The Word of the Lord."

**Children:** "Thanks be to God."

**Responsorial Psalm:** **Children's Response:** "We will hear the voice of God, open our hearts and listen."

Verse 1: "God, you made everything. You take care of all you made."

Verse 2: "God, you made us as well. You, our Shepherd, we, your sheep." (*Pause in silence for a moment*)

**Alleluia:** Sing the Alleluia together.

**Gospel:** "This is a reading from the Gospel of Luke."

**Children:** "Glory to you, Lord." (*Three crosses - Lord be in my thoughts, in my words, and in my heart*)

*The Sunday Book of Readings Adapted for Children, p. 125*

"The Gospel of the Lord."

**Children:** "Praise to you, Lord Jesus Christ."

**Dialogue:** "This week's readings concentrate on faith."

"What is faith? (*share* - this can be more of a rhetorical question)

"It is a gift we received from God at baptism. Faith means believing.

If your mother tells you it's too cold to go swimming, do you believe

her? (*share* - hopefully they agree) "You have faith in your mother."





If your teacher tells you that a mountain is a thousand metres high, do you believe your teacher? (**share** - again, hopefully) "You have faith in your teacher."

"In the first reading, Habakkuk asked God to save him from all of the violence around him. Do you remember what God answered?" (**share** - be patient, it will come) "God asked Habakkuk to have faith that things will be better. He even said that those who didn't have faith will fall."

"In the Gospel, Jesus tries to stress the importance of faith to the disciples. Jesus told them that even a tiny bit of faith, the size of a seed, would help them be kind, more loving, and good. What does a seed need to grow?" (**share** - water, earth, sunshine) "What happens to the seed?" (**share** - it grows into a tree, grows fruit, and makes more seeds) "Our faith grows inside us and makes fruit. The fruit God wants us to make is kindness, joy, forgiveness, caring, and obedience. We need to always have faith in God and be patient, just like the people in the readings today."

#### Intentions:



"Let us pray: (*The intentions may be read by the children*)

For our faith to grow strong, we pray to the Lord.

**Children:** "Lord, hear our prayer."

For our moms and dads and those who tell us about God, we pray to the Lord.

**Children:** "Lord, hear our prayer."

Encourage the children to share their own intentions.

#### Hymn:

Choose from *Catholic Book of Worship III*, your parish hymnal, or other sourced song book. Be sure it is related to the theme of today.

#### Closing:

Discuss the Home Assignment and select readers for the following week; all parents should be encouraged to read next week's readings with their children.



# Baptized with Water (27th Sunday)

## *Supplies and Environment*

- Name tags
- A chair, mat or cushion for each person present
- A table
- A white tablecloth with the liturgical colour of the season
- A Cross
- A Bible or Lectionary
- A copy of the adapted text of John 3: 1-16 (from Come Spirit of God, Leader's Guide, page 110; Margaret Bick, Catherine Ecker, Novalis)
- A large empty bowl
- A jug (or several jugs if desired) of water
- Refreshments

## *Prepare Ritual Area*

Arrange in a circle or semi-circle comfortable age-appropriate chairs, mats or cushions for each person. Be sure everyone will have a clear view of the centre.

Place a table in the centre. If you don't have a table, or if the candidates will be sitting on the floor, put the cloth on the floor. (Be sure that it is large enough to also hold a jug of oil, a Baptismal garment and a large candle, which will be added in future sessions).

## *Goals*

To help the candidates:

- become aware that God speaks to us in the actions of sacramental rituals used in the celebration of Baptism
- gain an understanding of why water is used in the celebration of Baptism
- be introduced to Confirmation as a sacrament in which God strengthens us for the life to which we were called at Baptism: life at the Eucharistic table and in the world.

## *Gathering*

---

*Today water will be an important part of our session. How many different ways have you used water today?*

*(Discussion to include acting out each use of water)*

Leader:

*We are going to move to another space where we will pray and sing and use water in a special way. You will need to use all your five senses—sight, sound, touch, smell, taste, plus your memory.*

---

*Teach the group the words and actions to the refrain that will be used throughout this session*

---




---

Leader:	<i>(Raise arms straight up twice with energy and vigour)</i>
	<b><i>Blessed be God!</i></b>
All:	<b><i>O blessed be God!</i></b>
Leader:	<i>(Raise arms straight up twice with energy and vigour)</i>
	<b><i>Who calls you by name,</i></b>
All:	<b><i>Who calls you by name,</i></b>
Leader:	<i>(Sign of the Cross)</i>
	<b><i>Holy and chosen one!</i></b>
All:	<b><i>Holy and chosen one!</i></b>

---

## RITUAL EXPERIENCE – WATER BATH

### *Procession (Come)*

The procession will consist of the following:

- The adult who is not leading the ritual will carry a cross
- A candidate to carry the cloth
- A candidate to carry the Lectionary
- A candidate to carry a large empty bowl
- Candidates to carry the jug(s) of water

Team leader will ask those selected for the procession to go to the back of the room where someone waits to hand them the objects they will carry.

Invite the group to be quiet and waits for a few minutes until silence settles.

The procession gathers around the prayer table so as not to block people's view

---

	In the name of the Father +
Presider:	and of the Son
	and of the Holy Spirit.
All:	<i>Amen.</i>
	Let us pray for the gift of God's Spirit as together we continue our journey to the table of the Lord.
	Loving God, You gather us to celebrate and to give thanks that you have called us by name. Bless these symbols as they help us remember that you are with us.
Presider:	One candidate spreads the cloth on the table.
	<b><i>May this table be a sign that we are all one family sharing our life together.</i></b>
	The Cross bearer holds the cross high and, after the prayer below, places the cross on the table.
	<b><i>May this cross always be a sign to us of your great love.</i></b>

---





The Book bearer holds the Lectionary (or Bible) high and, after the prayer below, places the book on the table.

***May the Word be rich food for our minds and hearts.***

The Candle bearer holds the candle high, and after the prayer below, places the candle on the table.

***May this candle remind us that Jesus our light shows us the way to you.***

Presider:

Candidate holds the empty bowl high, and, after the prayer below, places the bowl on the table.

***May this empty bowl remind us of the desert of our lives and our need for living waters that only God can provide.***

Candidate(s) hold the jug(s) of water high, and after the prayer below, place(s) the jug(s) the table.

***May this water remind us of our Baptism***

***This we ask through your Son, Jesus our Lord.***

All: ***Amen.***

***On the day of your Baptism you were claimed for Christ. As you prepare to celebrate the sacraments of Confirmation and Eucharist, the Christian community holds you in its heart. Remember that God loves you.***

Presider:

Presider goes to each one present, and signs each one on the forehead with the Sign of the Cross, using the whole hand, saying:

***(Name) the Christian community greets you joyfully again today with the sign of Jesus' Cross, by which he has claimed you***

### ***The Word of God (Listen)***

***Now we will listen to a story from the book of God's Word where Jesus tells us that "no one can live in the kingdom of God without being born again of water and the Spirit."***

Presider:

A Team leader leads the group in the "Listen" song (from Music For Children's Liturgy of the Word, Christopher Walker and Paule Freeburg, DC, Oregon Catholic Press.)



	<i><b>Listen with your heart</b></i> (action: Point to ears, then place hands crossed over heart)
	<i><b>Listen to the Good News</b></i> (action: Point to ears and hold out palms of hands)
Leader:	<i><b>Hear what God is saying</b></i> (action: Point to ears, then point to sky)
	<i><b>To you and me</b></i> (action: Point to each other and yourself.)
	(Repeat)
Proclaimer of the Word:	<i><b>John 3:1–16</b></i>
	<i><b>The Word of the Lord</b></i>
All:	<i><b>Thanks be to God.</b></i>
Proclaimer of the Word:	<i>Return the Bible to its place on the table.</i>
	As we prepare to celebrate the Sacraments of Confirmation and Eucharist we enter again into the celebration of our Baptism and explore what God has done for us through water.
	<i>The Presider takes the jug of water and holds it aloft for all to see, saying:</i>
Presider:	Blessed are you, Lord our God. Father, Son and Holy Spirit, in water you tell us of the wonders of your power and love.
	<i>(Sing or say) Team Leader will model the gestures for the participants.</i>
	<b>Blessed be God! O blessed be God!</b>
All:	<i><b>Blessed be God! O blessed be God!</b></i>
	<i>Pour about one quarter of the water into the bowl and say:</i>
Presider:	Blessed are you, Lord our God. At the beginning of time, You created the world and separated the land from the waters of the sea and sky and life came forth in goodness and holiness.
	<i>(Sing or say) Blessed be God! O blessed be God!</i>
All:	<i><b>Blessed be God! O blessed be God!</b></i>
	<i>Pour another quarter of the water into the bowl and say:</i>
Presider:	Blessed are you, Lord our God. When Moses and his people were living as slaves, You led them through the waters of the Red Sea to freedom in a new land where they would live as a sign of your love for all people.
	<i>(Sing or say) Blessed be God! O blessed be God!</i>
All:	<i><b>Blessed be God! O blessed be God!</b></i>
	<i>Pour another quarter of the water into the bowl and say:</i>
Presider:	Blessed are you, Lord our God. When John baptized Jesus in the waters of the Jordan River, You announced that he is your beloved Son.
	<i>(Sing or say) Blessed be God! O blessed be God!</i>
All:	<i><b>Blessed be God! O blessed be God!</b></i>




---

*Pour the remainder of the water into the bowl and say:*

Presider: Blessed are you, Lord our God. After he rose from the dead, Jesus told his followers, “Go out and make disciples of all nations baptizing them in the name of the Father, and of the Son, and of the Holy Spirit.”

*(Sing or say)* **Blessed be God! O blessed be God!**

---

All: ***Blessed be God! O blessed be God!***

---

*(DO)*

*Put your hands as far into the water as possible and show that you enjoy the experience of the water. Smile; show delight. The candidates will follow your example. Your actions will give the candidates permission to have fun and enjoy the water too. It is possible to “play” in the water with respect. The intent is to experience the water, on your face, picking up handfuls of water and allowing it to run through your fingers.*

*Step back and use an open arm gesture to invite the group forward one by one. Say:*

***Come to the water.***

***Come in silence.***

***Put your hands into the water as far as you can.***

***Feel the water on your face and arms.***

Presider: ***Enjoy the water in silence***

*It is important that the candidates participate in this activity far beyond the usual dipping of a finger and sign of the Cross. If they are reluctant, invite them individually by gesture or by name.*

*After each person has gone to the water, they should return and remain standing at their places. Once everyone has had a turn, gesture for all to sit.*

*After a few moments of silence, gesture for everyone to stand. When all are standing, say:*

Loving God, everything we see and hear, everything we smell, taste and feel, everything that happens in life, gives us a hint of what you are really like. Help us to understand your love and guide us to live loving lives, as sisters and brothers in your family.

We ask this in the name of Jesus and in the power of the Holy Spirit,”

---

All: ***Amen.***

---



## *Getting in touch with the experience*

---

Think about everything that has happened so far. We acted out the ways we have used water today. We experienced God's gift of water here in this room.

Use the following questions, one at a time to help the children to remember the water ritual. Wait for responses. Do not be afraid of silence. Allow everyone a chance to respond before moving on to the next question. Do not pressure anyone to speak. Encourage the candidates to expand their answer beyond one or two words. If a single-word answer is offered, ask "What was splashing?" or "What did the water do?" "What did it sound like?" You can ask for a fuller answer by asking "Can you tell me more about that?"

If candidates are reluctant to answer try one of these ideas:

- Invite one of the more outgoing individuals to begin.
- Choose a moment in the ritual, then repeat the question, e.g., "*When (n) poured the water, what did you hear?*"
- Ask the candidates to recall how the ritual began, then repeat the question.

### **What did you hear?**

Hopefully you will hear: water splashing; people laughing; giggling; water pouring; words spoken; people moving; the leader speaking; interesting words; names; specific events; different forms of water.

Team Leader:

### **What did you hear the Presider say?**

Hopefully you will hear: names (Moses, John the Baptist, Jesus): specific interesting words; specific events.

### **What did you see?**

Hopefully you will hear: lots of water; clean water; water falling; water pouring; a beautiful jug; a large bowl; people using the water; the specific action of a certain individual; everyone enjoyed the water.

### **What did you do?**

Hopefully you will hear: I touched the water; I got water on my sleeve; I watched people.

### **What did you feel?**

Hopefully you will hear: cold or warm water; water on my face and hands; wet arms, hands; my skin feels fresh; my clothes got a little wet; I felt nervous, excited, shy, happy.

### **Is there anything else you remember?**

Close this part of the session by singing or saying:

***Blessed be God! O blessed be God!***

---

All: ***Blessed be God! O blessed be God!***

---



## Refreshments

### Catechesis on the Experience

---

Team Leader: ***Blessed be God! O blessed be God!***

All: ***Blessed be God! O blessed be God!***

---

Everyone should be sitting in silence for a few minutes. In a soft voice, invite the participants to gaze at the water and remember their experience of the ritual. Recap some of the comments offered by the participants before the break, then say:

***God made the world. Everything in the world comes from God and gives us a hint about what God is like. God made water. What does the water say to you about God?***

Wait for responses

*Hopefully you may hear:* God made water; God is good. We had fun with the water; God wants us to have fun and be happy. The water was cool and made me feel fresh and cool; God refreshes the flowers and trees with rain. When you water a see a plant grows and lives; God gives life to all living things. We need water to live; we need God to live.

Once this part is complete, remind the candidates that water was used at their Baptism. Remind them that at their Baptism, water was poured on their head.

*Question:* Why do you think the Christian community used water, rather than something else when you were baptized?

Team Leader: Lead the children to see that water was used because

- Water is a sign of new life and in Baptism God gives me new life, God's very own life.
- God's life is life forever. God loves me, wants only the best for me, and wants me to live forever with God.

*Question:* Why do you think the Christian community baptized you?

Hopefully you will hear:

- "My family and the whole Christian Community love me."
- "I am a treasure in their eyes."
- "God loves me forever, more than I can ever know or understand."
- "I am a treasure in God's eyes."
- "God and my family and the whole Christian community want me to have God's life in me."

---

We now have God's life in us by our Baptism. Everyone who has God's life in them belongs to the family of God because God's life is in them all. They are sisters and brothers forever. Christians around the world are our sisters and brothers forever.

---



---

Team Leader: Our sisters and brothers in the Church welcomed us each into God's family at our Baptism. The priest, our parents and godparents (and maybe even some of the other people who were there) drew a cross on our foreheads with their hands, in the way that the Presider did when we began today (tonight). They will love each one of us forever no matter what.

---

### *Bringing the Session Home*

#### ***Question for discussion:***

Name some of the times when water is used and reminds us of our Baptism.

### *Closing Prayer*

Our Father . . .




Name: \_\_\_\_\_

Date: \_\_\_\_\_

# HOME ASSIGNMENT

*27th Sunday in Ordinary Time (Year C)*



1. Who are some of the people you have faith in...who are the people that you trust to be honest with you?

---



---



---

2. What are some of the things you can do to show your faith in God and Jesus?

---



---



---

3. In the first box, draw a picture of a tiny seed. In the second box, draw a picture of a giant tree bearing fruit.

--	--





## 28th Sunday in Ordinary Time (Year C)

(Green Cloth)



**Welcome:** "Good morning boys & girls. Welcome!"

**Announcements:** Make any necessary announcements before the liturgy begins.

**Candles:** Select one child to help light the candles.

**Song:** *Open Our Hearts* (by Christopher Walker)

**Sign of the Cross:** Lead the children in making the Sign of the Cross

**First Reading:** "This is a reading from the second book of Kings." (*Readings may be proclaimed by a parent*)

*The Sunday Book of Readings Adapted for Children, p. 126*

"The Word of the Lord."

**Children:** "Thanks be to God."

**Responsorial Psalm:** **Children's Response:** "All the nations will praise you and know that you are God."

Verse 1: "Give God glory. Give honour and praise."

Verse 2: "Proclaim salvation day after day."

Verse 3: "Tell the nations God's wonderful deeds." (*Pause in silence for a moment*)

**Alleluia:** Sing the Alleluia together.

**Gospel:** "This is a reading from the Gospel of Luke."

**Children:** "Glory to you, Lord." (*Three crosses - Lord be in my thoughts, in my words, and in my heart*)

*The Sunday Book of Readings Adapted for Children, p. 127*

"The Gospel of the Lord."

**Children:** "Praise to you, Lord Jesus Christ."



**Dialogue:** "This week's readings remind us of last week's theme of faith. This week we hear how people who had faith in God were healed."

"The people in today's readings had a disease called leprosy. Leprosy was a skin disease that could not be cured. It was thought to be very contagious, which means people thought they could catch the disease very easily."



Because of that, lepers were not allowed to live inside the towns and villages. They were completely rejected by people."

"In the first reading, Naaman had leprosy. He went to see the prophet Elisha to ask to be cured. Do you remember what Elisha told him to do?" (**share** - dip himself in the Jordan River seven times) "So what did Naaman do?" (**share** - exactly what he was told) "Why did Naaman do exactly what he was told?" (**share** - he had faith) "Because Naaman had faith and did what he was told to do, what happened?" (**share** - he was cured) "What did Naaman do after he had been cured?" (**share** - he went back to Elisha to thank him and praise God)

"In the Gospel, where was Jesus going?" (**share** - Jerusalem) "Whom did Jesus meet on the way?" (**share** - 10 lepers) "What did they do and ask?" (**share** - they stayed away from him, but they asked to be cured) "What did Jesus tell them to do?" (**share** - go to a priest...because priests were the only ones to verify that they were cured) "How many lepers were cured?" (**share** - ten) "How many came back to thank Jesus?" (**share** - one) "How many forgot to say thank you?" (**share** - nine) "Sometimes we, too, forget to say 'Thank You'. Last Sunday we talked about faith. Faith means believing. These ten lepers believed that Jesus could cure them and he did. But only one of them went back to say thank you. This week, remember to be thankful for all God does for you."

#### Intentions:



"Let us pray: *(The intentions may be read by the children)*

That we remember to say 'Thank you', we pray to the Lord.

**Children:** "Lord, hear our prayer."

That we will help our seed of faith to grow by being kind, loving, and forgiving, we pray to the Lord.

**Children:** "Lord, hear our prayer."

Encourage the children to share their own intentions

#### Hymn:

Choose from *Catholic Book of Worship III*, your parish hymnal, or other sourced song book. Be sure it is related to the theme of today.

#### Closing:

Discuss the Home Assignment and select readers for the following week; all parents should be encouraged to read next week's readings with their children.



Name: \_\_\_\_\_

Date: \_\_\_\_\_



1. What are some of the things that you are thankful for that God has provided for you?

---



---



---

2. Write a thank-you note to God, thanking Him for all of the things He has given to you (use the back of this paper if you need more room).

---



---



---

3. Draw a picture of the leper who came back and knelt down to thank Jesus for healing him.



## 29th Sunday in Ordinary Time (Year C)

(Green Cloth)



**Welcome:** "Good morning boys & girls. Welcome!"

**Announcements:** Make any necessary announcements before the liturgy begins.

**Candles:** Select one child to help light the candles.

**Song:** *Open Our Hearts* (by Christopher Walker)

**Sign of the Cross:** Lead the children in making the Sign of the Cross

**First Reading:** "This is a reading from Paul's second letter to Timothy." (*Readings may be proclaimed by a parent*)

*The Sunday Book of Readings Adapted for Children, p. 128*

"The Word of the Lord."

**Children:** "Thanks be to God."

**Responsorial Psalm:** **Children's Response:** "My God, I always hope in you and praise you."

Verse 1: "You are always anxious to hear our prayers."

Verse 2: "Realize how much we need you."

Verse 3: "May we never stop praising you for all you have done." (*Pause in silence for a moment*)

**Alleluia:** Sing the Alleluia together.



**Gospel:** "This is a reading from the Gospel of Luke."

**Children:** "Glory to you, Lord." (*Three crosses - Lord be in my thoughts, in my words, and in my heart*)

*The Sunday Book of Readings Adapted for Children, p. 129*

"The Gospel of the Lord."

**Children:** "Praise to you, Lord Jesus Christ."

**Dialogue:** "This week, the readings focus on the Bible. What is the Bible?"  
(**share** - it contains stories about God and Jesus) "The Bible has two main parts, the Old Testament which tells the story of God's people before Jesus, and the New Testament which tells about the life of Jesus and the Church. The Bible is like a library. It is made up of lots of books with stories, letters, Gospels, prayers, etc."



"In the first reading, Paul was trying to teach Timothy. Do you remember what Paul wanted Timothy to learn?" (**share** - how to understand and believe in Jesus) "Paul said that the Bible teaches 'everyone to do what is right and good'. Do you remember what Paul wanted Timothy to do?" (**share** - preach God's word) "Paul told Timothy to 'keep on teaching the truth even when it is hard'. Why do you think it would have been hard for Timothy to preach God's Word?" (**share** - people wouldn't listen, wouldn't believe, didn't have faith)

"In the Gospel, the mean judge didn't want to listen to the woman. Why not?" (**share** - he didn't care about God or people) "Finally the judge decided to listen to the woman. Why?" (**share** - he wanted her to leave him alone) "God, who is fair, loving, and kind, listens to us. He wants us to always pray and never give up. Does God always say 'Yes' to what you ask for? (**share** - not always or not right away) "If you ask God for a big screen TV, do you think he'll make it magically appear? (**share**) "Why not?" (**share** - it's greedy or not really important) "Do your parents always say 'Yes' when you ask for something?" (**share**) "Sometimes the answer has to be 'No' or 'Not yet'. Does that mean God or your parents don't care?" (**share**) "Does it mean that you should never ask them again?" (**share** - no, you might want to rethink what you're asking for) "Some of us think about praying only when we are in trouble. It's important to pray when we're in trouble, but we should pray at other times, too. We can talk to God any time. We can praise him and thank him. It is important to pray always. Let's try to pray to God this week, and not always asking for things!"

### Intentions:



"Let us pray: (*The intentions may be read by the children*)

To help us treat others fairly, we pray to the Lord.

**Children:** "Lord, hear our prayer."

That we will remember to pray and never give up, we pray to the Lord.

**Children:** "Lord, hear our prayer."

Encourage the children to share their own intentions.

### Hymn:

Choose from *Catholic Book of Worship III*, your parish hymnal, or other sourced song book. Be sure it is related to the theme of today.

### Closing:

Discuss the Home Assignment and select readers for the following week; all parents should be encouraged to read next week's readings with their children.



# Anointed with Oil (29th Sunday)

## Note to Catechist

This session continues to explore the connection between Confirmation and Baptism, this time focusing on the anointing with Chrism that immediately follows the water bath in the Baptism of infants. This anointing is one of the explanatory rites of Baptism that reveals a dimension of the Sacrament not immediately apparent in the water ritual. Chrism is also used in the Sacrament of Confirmation.

Although the anointing following the water bath of Baptism and the anointing in the Sacrament of Confirmation are similar in form, they convey different meanings. At the moment of the post-Baptismal anointing the minister says:

***God, the Father of our Lord Jesus Christ, has freed you from sin, given you a new birth by water and the Holy Spirit, and welcomed you into his holy people. He now anoints you with the Chrism of salvation. As Christ was anointed Priest, Prophet and King, so may you live always as a member of his body, sharing everlasting life.***

These words show how the Baptismal anointing symbolizes that the newly baptized has become like Christ.

The Confirmation anointing is also related to identity with Christ, but speaks of the anointing with the Spirit that Christ now shares with the Church. After a prayer and laying on of hands, at the moment of Confirmation anointing the minister says: *N\_\_\_\_\_*, ***be sealed with the Gift of the Holy Spirit.***

The terms “priest,” “prophet” and “king” are used in this session; the candidates do not have to master these terms, but you can explain in these terms:

- A priest is a messenger between God and people, carrying the message of God’s love to the earth and prayer from the earth back to God.
- A prophet is a person who reminds people of God’s truth and God’s ways
- A true king is a person whose job is to look after those he is in charge of; rules are for the good of the people, not for the king.

## Background

The Church uses three sacred Oils; Oil of the Sick, Oil of the Catechumens, and Oil of Chrism.

- The Anointing of the Sick is for comfort, strength and healing in times of sickness. Often a person suffering from a serious illness or facing major surgery asks to celebrate the Anointing of the Sick.
- The Anointing of Catechumens is for strengthening the catechumen (unbaptized) on his or her journey. Babies may be anointed with the Oil of Catechumens before Baptism. This is known as a preparatory rite.
- The third sacred Oil is Chrism. Chrism is perfumed oil used in four anointings:
  1. In an explanatory rite in the Baptism of someone who will not be confirmed immediately
  2. In the celebration of the Sacrament of Confirmation
  3. In the celebration of the Sacrament of Holy Orders
  4. In the anointing of the church walls and the altar within the Rite of Dedication of a Church and an Altar.



## Goals

This session is intended to help the candidates:

- Understand why the Oil is used in the celebration of Baptism
- Understand that Baptism calls us to a special way of life
- Continue to learn how in Confirmation God strengthens us for the life to which we were called at Baptism; life at the Eucharistic table and in the world.

## Supplies and Environment

- Name tags
- A chair, mat or cushion for each person present
- A table
- A white tablecloth with the liturgical colour of the season
- A Cross
- A Bible or Lectionary opened at Luke 4:16 – 21
- A candle
- A bowl of water
- A jug of perfumed olive oil – NOT REAL CHRISM – it is important to use a sufficient amount of the scent so that the perfume is apparent to all (Friar's Balsam is available in some specialty shops)
- A large empty bowl (placed near or under the table for ease access)
- A supply of paper towels or wipes (placed near or under the table for easy access)
- Refreshments

## Prepare Ritual Area

Arrange as in the previous session.

## Gathering

### Welcome and introductions

Leader:	<i>(Raise arms straight up twice with energy and vigour)</i>
	Blessed be God!
All:	<b><i>O blessed be God!</i></b>
	<i>(Cups hands around mouth)</i>
Leader:	Who calls you by name
All:	<b><i>Who calls you by name</i></b>
	<i>(Sign of the Cross)</i>
Leader:	Holy and chosen one!
All:	<b><i>Holy and chosen one!</i></b>
Leader:	<i>Revisit together their Baptismal story. If they have completed the take home sheet, gather the information and keep it for a later session on Confirmation (sealing)</i>






---

*Introduce the Symbol of Oil. Think of all the different kinds of oil you use at home. If necessary, you can remind them that there are many different types of **oil**: cooking **oil**, baby **oils**, bath **oils**, motor **oils** for vehicles, WD40 (**oil** for tight or stiff locks), **oil** for burning in lamps, etc.*

**Leader:** ***Question:** How is each kind of oil used? Why?*

*Conclude this opening discussion with words such as:*

We are going to move to another space where we will pray and sing and use a special oil in a special way. Again, you will need to use all of your five senses – sight, sound, touch, smell, taste and your memory.

---

### RITUAL EXPERIENCE – ANOINTING

#### *Procession (Come)*

The procession will consist of the following:

- A candidate to carry the cross
- A candidate to carry the cloth(s)
- A candidate to carry the Lectionary or Bible
- A candidate to carry the candle
- A candidate to carry a bowl of water
- A candidate to carry the jug of oil

---

**Leader:** *Ask those selected for the procession to go to the back of the room where someone waits to hand them the objects they will carry.*

*Invite the group to be quiet and wait for a few minutes until there is silence.*

---

**Presider:** In the name of the Father + and of the Son and of the Holy Spirit.

---

**All:** ***Amen.***

---

Let us pray for the gift of God's Spirit as together we continue our journey to the Table of the Lord.

Loving God, You gather us to celebrate and to give thanks that you have called us by name. Bless these symbols as they help us remember that you are with us.

*One candidate spreads the cloth on the table*

May this table be a sign that we are all one family sharing our life together.

**Presider:** *The Cross bearer holds the cross high and, after the prayer below, places the cross on the table.*

May this cross always be a sign to us of your great love.

*The Book bearer holds the Lectionary (or Bible) high and, after the prayer below, places the book on the table.*

May the Word be rich food for our minds and hearts.

---



All:	<b><i>Amen.</i></b>
	<i>The Candle bearer holds the candle high, and after the prayer below, places the candle on the table.</i>
	May this candle remind us that Jesus our light shows us the way to you.
Presider:	<i>Candidate holds the bowl of water high, and, after the prayer below, places the bowl on the table.</i>
	May this water remind us of our Baptism.
	<i>Candidate holds the jug of oil high, and after the prayer below, places the jug on the table.</i>
	May this oil help us be open to the healing, and strengthening power of God. This we ask through your Son, Jesus our Lord.
All:	<b><i>Amen.</i></b>
	On the day of your Baptism you were claimed for Christ. As you prepare to celebrate the Sacraments of Confirmation and Eucharist, the Christian community holds you in its heart. Remember that God loves you.
Presider:	<i>Presider goes to each one present, and signs each one on the forehead with the sign of the cross, using the whole hand, saying:</i>
	<b><i>(Name) the Christian community greets you joyfully again today with the sign of Jesus' cross, by which he has claimed you.</i></b>
<hr/>	
<b><i>The Word of God (Listen)</i></b>	
	<i>A team leader leads the group in the Listen song:</i>
	<b><i>Listen with your heart</i></b> (action: Point to ears, then place hands crossed over heart)
	<b><i>Listen to the Good News</i></b> (action: Point to ears and hold out palms of hands)
Leader:	<b><i>Hear what God is saying</i></b> (action: Point to ears, then point to sky)
	<b><i>To you and me</i></b> (action: Point to each other and yourself.)
	(Repeat)
Proclaimer of the Word:	<b><i>Luke 4: 16 – 21</i></b> (Jesus teaching in the Synagogue)
	<b><i>The Word of the Lord</i></b>
All:	<b><i>Thanks be to God.</i></b>
Proclaimer of the Word:	<i>Return the Bible (Lectionary) to its place on the table.</i>



As we prepare to celebrate the Sacraments of Confirmation and Eucharist we enter again into the celebration of our Baptism.

In the story of Jesus that has been proclaimed, Jesus announced that the Spirit of the Lord has anointed him. When we were still wet with Baptismal water we were anointed with sacred perfumed oil, Chrism, on the crown of our heads.

Presider: *The Presider takes the jug of oil and holds it aloft for all to see, saying:*

Blessed are you, Lord our God, Father, Son and Holy Spirit, in oil you tell us of the wonders of your power and love.

*(Sing or say) Team Leader will model the gestures for the participants.*

Blessed be God! O blessed be God!

All: ***Blessed be God! O blessed be God!***

*Raise the jug again and say:*

Presider: Blessed are you, Lord our God. At the beginning of time you commanded trees to grow, giving us their fruit. From the olive tree, we take oil that enriches our lives.

*Lower the jug*

*(Sing or say) Blessed be God! O Blessed be God!*

All: ***Blessed be God! O blessed be God!***

*Raise the jug again and say:*

Presider: Blessed are you, Lord our God, Long ago you commanded Moses to bless Aaron, his brother, by the pouring of oil, making him a priest, a messenger with a message of love from God and a prayer from the people of Earth.

*Lower the jug*

*(Sing or say) Blessed be God! O Blessed be God!*

All: ***Blessed be God! O blessed be God!***

*Raise the jug again and say:*

Presider: Blessed are you, Lord our God. Over and over you anointed people like Amos, Isaiah and Micah to be prophets, to go among your people with words of warning when they strayed from your ways, and words of comfort when they longed to see your face.

*Lower the jug*

*(Sing or say) Blessed be God! O Blessed be God!*

All: ***Blessed be God! O blessed be God!***




---

*Raise the jug again and say:*

Presider: Blessed are you, Lord our God. You sent Nathan with a jug of oil to call David from his flock and anoint him as king to shepherd your people.

*Lower the jug*

*(Sing or say) Blessed be God! O Blessed be God!*

---

All: ***Blessed be God! O blessed be God!***

---

*(DO)*

*Stand beside the table near the large empty bowl. Place the jug of oil on the table. Then say*

Now, Loving God, by this oil may we remember who you have called us to be.

*Step back and use an open arm gesture to invite the group forward. Say:*

Come to the oil.

Come in silence.

Open your hands.

Feel the oil on your hands.

Enjoy the oil in silence.

Presider: *Invite the other adult leader to come first to the table with palms up over the empty bowl. Pour a small amount of oil, about the size of a quarter, on one palm. The leader should rub her/his hands together so the oil will be absorbed.*

*Invite the participants one by one to approach the table and do the same. After all the participants have received the oil, they should return and remain standing at their places. Once everyone has had a turn, gesture for all to sit.*

*After a suitable period of silence, gesture for everyone to stand.*

Loving God, everything we see and hear, everything we smell, taste and feel, everything that happens in life, gives us a hint of what you are really like. Help us to understand your love and guide us to live loving lives, so that all people may know you and walk in your ways.

We ask this in the name of Jesus and in the power of the Holy Spirit,”

---

All: ***Amen.***

---

Presider: *Sing or Say: Blessed be God! O blessed be God!*

---

All: ***Blessed be God! O blessed be God!***

---

Presider: Who calls you by name

---

All: ***Who calls you by name***

---

Presider: Holy and chosen one!

---

All: ***Holy and chosen one!***

---

*If required, hand out wipes or paper towels to wipe the excess oil from their hands.*



## Getting in touch with the experience

---

Think about everything that has happened so far. Think about everything that has happened so far. We talked about the ways we use oils at home. We experienced God's gift of oil here in this room.

*Use the following questions, one at a time, to help the participants to remember the oil ritual. Wait for responses. Do not be afraid of silence. Allow everyone a chance to respond before moving on to the next question. Do not pressure anyone to speak.*

*Encourage the candidates to expand their answers beyond one or two words. If a single-word answer is offered, ask for specific details. You can ask for a fuller answer by asking: "Can you tell me more?"*

*If candidates are reluctant to answer try one of these ideas:*

- Invite one or more outgoing individuals to begin.
- Choose a moment in the ritual, then repeat the question, e.g., When you rubbed your hands together, what did you see?
- Ask the candidates to recall how the ritual began, then repeat the question.

Team Leader: **What did you hear?**

Hopefully you will hear: a story about Jesus; prayers, names (e.g. Moses, Aaron, David, Isaiah, Amos, Micah); words about God; the leader speaking; reactions to the oil; people laughing, giggling, singing; people moving.

**What did you hear the Presider say?**

Hopefully you will hear: interesting, strange words: crown of my head, king, shepherd, warning, comfort, prophet, priest, messenger (message), olive (tree) Christ; (specific character names, specific events).

**What did you see?**

Hopefully you will hear: shiny, golden oil; lots of oil; oil in a large jar; oil being poured; my skin became shiny; the oil went into my skin; people moving, they rubbed their hands; their skin became shiny.

**What did you feel?**

Hopefully you will hear: oil on my hands; smoother skin; warmth from rubbing my hands together; nervous, excited, shy, happy; my skin feels slippery.

---




---

### What did you smell?

Hopefully you will hear: a beautiful smell; the oil smelled nice.

### Is there anything else you remember?

Close this part of the session by singing or saying:

Blessed be God! O blessed be God!

---

All: ***Blessed be God! O blessed be God!***

---

## Refreshments

### Catechesis on the Experience

---

Leader: Blessed be God!

All: ***O blessed be God!***

---

*Everyone should be sitting in silence for a few minutes. In a soft voice, invite the participants to look first at the jug of oil and then at their hands and remember their experience of the ritual.*

*Recap some of the comments offered by the participants before the break, then say:*

God made the world. Everything in the world comes from God and give us a hint about what God is like. God made oil. What does the oil say to you about God?

Leader: *Wait for responses*

*Hopefully you may hear: God made oil; God is good; The oil smelled nice; Maybe God wants to us smell good things; The oil made my skin smooth and shiny and special, like a bodybuilder or a top athlete; God loves me and thinks I am special; My skin feels better, softer; God can heal people; The oil went into my skin; God is inside all of us; Baby oil protects a baby's skin; God protects us; Oil protects food by stopping it from sticking to the pan and burning; God protects us; Oil makes thing work better; God helps us to do better.*

---

## Connecting with Baptism

*Remind the candidates that both water and oil were used at their Baptism; first water and then special perfumed oil called Chrism. Explain that Chrism is a special, perfumed oil that is blessed and consecrated by our bishop each year just before Easter. The oil that we used here has not been blessed; it is a perfumed oil from a store (see the label on the bottle).*

Leader: *Continue the catechesis by explaining that at Baptism water is poured on our head. Then we are anointed with oil in the shape of a cross on the very top of our head.*

---

### ***Question:***

Why do you think the Christian community uses blessed perfumed oil at Baptism?

*Encourage the children to explore the idea that perfumed oil is used because it tells us we are special and that the smell or scent of the oil is a sign that something is different. In Baptism God marks me as a special person.*

---



Kings and queens and other royal people are very special. When a new king or queen is crowned, he or she is also anointed, like we were at Baptism. *Ask if any of the children have seen The Lion King? Ask if they remember the anointing at the beginning of the movie?*

*Listen to their responses. You may prompt them by reminding them of some of the things said about oil at the beginning. If necessary, remind them that oil is used to protect our bodies, to protect food from burning, to make something work better, to preserve wood. Just as our family uses different oils for different reasons, so, too, our Church uses different oils for different reasons.*

**Question:**

Why do you think the Christian community anointed you with Chrism at your Baptism?

Leader:

*Listen to their responses. Bring out the following:*

- We are anointed to remind us that we are part of God's royal family.
- Just like any royal family, we are a special family with a special job in the world.
- The Chrism reminds us that we have been joined to Jesus and given a special task or job.

*At this point present the following catechesis on Baptism and the call to a Christian lifestyle.*

**Question:**

What did Jesus do in the world?

*Hopefully you will hear: "He loved people." "He helped them, taught them about God, healed them, and prayed for them." "He gave his life for them." "He was kind to people who were hated and treated badly by others."*

---

## Bringing the Session Home

Questions for discussion:

- Can we also do this work?
- Have you ever done any of these things? How?
- How can young Christians help people?
  - \* Whom can you help?
- How can you teach people about God?
  - \* Whom can you teach?
- How can you heal people?
  - \* Whom can you heal?

For our next session we ask that you think about saints who are important to you or who patron saints are. You may want to dress as your favourite saint and share the reasons why you have chosen that particular saint. We ask that you highlight some of the characteristics of "your" saint on a piece of paper, or index card for presentation.

## Closing

Reading of Psalm 23





Name: \_\_\_\_\_

Date: \_\_\_\_\_

# HOME ASSIGNMENT

*29th Sunday in Ordinary Time (Year C)*

1. When you are praying to God, what things would be good for you to pray for? (these would probably be selfless, thoughtful things)



---

---

---

2. When you are praying to God, what things would not be good for you to pray for? (these would probably be selfish, greedy things)

---

---

---

3. Draw a picture of Timothy reading the Bible as he learned about God and Jesus.

A large, empty rectangular box with a blue border, intended for a drawing.



## 30th Sunday in Ordinary Time (Year C)

(Green Cloth)



**Welcome:** "Good morning boys & girls. Welcome!"

**Announcements:** Make any necessary announcements before the liturgy begins.

**Candles:** Select one child to help light the candles.

**Song:** *Open Our Hearts* (by Christopher Walker)

**Sign of the Cross:** Lead the children in making the Sign of the Cross

**First Reading:** "This is a reading from the book of Sirach." (*Readings may be proclaimed by a parent*)

*The Sunday Book of Readings Adapted for Children, p. 130*

"The Word of the Lord."

**Children:** "Thanks be to God."

**Responsorial Psalm:** **Children's Response:** "Teach us to love the poor and needy."

Verse 1: "You love the poor and you love the needy."

Verse 2: "You give them help and you care for them." (*Pause in silence for a moment*)

**Alleluia:** Sing the Alleluia together.



**Gospel:** "This is a reading from the Gospel of Luke."

**Children:** "Glory to you, Lord." (*Three crosses – Lord be in my thoughts, in my words, and in my heart*)

*The Sunday Book of Readings Adapted for Children, p. 131*

"The Gospel of the Lord."

**Children:** "Praise to you, Lord Jesus Christ."

**Dialogue:** "This week, the readings deal with being humble. This means not seeing yourself as being better or worse than others. We all have been created by God and each one of us is precious."

"The first reading stated that God had no favourites. But God does listen 'harder' to the prayers of some people. Do you remember who those people were [you may need or want to re-read the first reading]" (**share** – children who have no parents, wives with no



husbands, people who serve others, those who are humble) "Why do you think God would listen more carefully to these people?" (**share** - because they are needier or have had difficult lives) "However, as we discussed last week, God listens to all of our prayers."

"Today in the Gospel Jesus told us how two people prayed. What did the first one, the Pharisee, say to God?" (**share** - he bragged about how good he was) "What did the second one, the tax collector, say to God?" (**share** - he said he was a sinner and asked for forgiveness) "Which man do you think God forgave?" (**share** - the one who was humble and asked for forgiveness)

"We all have gifts from God. Some can sing better, others can run faster. What gifts do you have from God?" (**share**) "We shouldn't brag about what we can do, we should say 'Thank you, God.' God does not have favourites. We are all created and loved by God. God provides us with many things. We should always thank God for what we have been given. This week, let's try to be humble about our gifts and forgive others who brag about their talents."

### Intentions:



"Let us pray: (*The intentions may be read by the children*)

For forgiving us when we do something wrong, we pray to the Lord.

**Children:** "Lord, hear our prayer."

For making us feel happy again, we pray to the Lord.

**Children:** "Lord, hear our prayer."

Encourage the children to share their own intentions

### Hymn:

Choose from *Catholic Book of Worship III*, your parish hymnal, or other sourced song book. Be sure it is related to the theme of today.

### Closing:

Discuss the Home Assignment and select readers for the following week; all parents should be encouraged to read next week's readings with their children.



# Preparing for Hallowe'en / All Saints / All Souls (30th Sunday)

## *Note to Catechist*

Days were once counted from sunset to sunset, and so Christian feasts begin in the evening before the day that is marked on the calendar. The evening (or 'eve') of All Saints was called 'All Hallows Eve'. 'All Hallows Eve' was shortened to 'Hallowe'en'. The evening of October 31st begins our two-day remembrance of our ancestors and heroes of the faith.

Many Hallowe'en customs were inherited from pre-Christian times, when people felt both respect for their ancestors and fear of death during the coming winter. After the harvest was collected and the days become short and dark, people made bonfires to welcome the spirits of the dead. The lights in jack-o-lanterns are the remains of this custom. The eerie faces carved in them were meant to scare away unfriendly spirits. Food offerings were left for the spirits, just as we give sweets to visiting trick-or-treaters.

People once dressed up like their dead relatives or heroes to invite the spirits of those people to return and bless them.

Today we sometimes dress as saints or heroes, and sometimes as ghosts or skeletons. The evening is a traditional time for singing, dancing and storytelling around the bonfires, and for enjoying delicious treats.

**Christians know that those who have died in Christ share now in the Resurrection of Christ. With and in Christ we all triumph over all our human struggles including death. We use these days to remember and reconnect with our departed saints and to retell their stories. Our Hallowe'en customs help us to have fun as we experience the many symbols and appreciate the richness of the feast. Christ's victory over darkness and death lies at the root of what we celebrate with costumes, masks, and games, as we share our joy at being part of God's holy people. These words show how the Baptismal anointing symbolizes that the newly baptized has become like Christ.**

## *Goals*

This session is intended to help the candidates:

- Understand the true meaning of Hallowe'en
- Understand that because we may dress up in different garments it doesn't change who we are on the inside
- Understand that through our Baptism we are and always will be children of God.

## *Supplies and Environment*

- Name tags
- A chair, mat or cushion for each person present
- A table with three small/medium pumpkins on it
- A second table
- A white tablecloth with the liturgical colour of the season
- A cross



- A Bible or Lectionary opened at Revelation 7: 13-14, 17
- A candle
- A bowl of water
- A jug of perfumed olive oil.
- Baptismal Register
- Refreshments

### *Prepare Ritual Area*

Arrange as in the previous session.

### *Gathering*

#### **Welcome and introductions**

Leader:	<i>(Raise arms straight up twice with energy and vigour)</i>
	Blessed be God!
All:	<b><i>O blessed be God!</i></b>
Leader:	<i>(Cups hands around mouth)</i>
	Who calls you by name
All:	<b><i>Who calls you by name</i></b>
Leader:	<i>(Sign of the Cross)</i>
	Holy and chosen one!
All:	<b><i>Holy and chosen one!</i></b>
	<i>Revisit the home activity of the last session.</i>
Leader:	<i>Introduce the topic of Hallowe'en for discussion. What has been their experience of Hallowe'en? Are there any customs, traditions that they celebrate as a family? If so, name them and explain their significance.</i>
	<b><i>Question:</i></b>
	What is Hallowe'en about?
	<i>Wait for answers.</i>



### *The Story of the Three Pumpkins*

The story touches several central mysteries of our faith: Baptism, belonging to the light; forgiveness, conversion, and transformation; new life and life eternal.

Display three pumpkins:

- The first without any face carved or painted;
- The second with a face painted with a black marker;
- The third with eyes, ears, nose, and mouth carved out but with the cut-out pieces plugged into the holes.

You will also need a candle and a match.

Once upon a time there were three little pumpkins. *(Point to the three pumpkins.)*

The first little pumpkin *(point to the plain pumpkin)* said, “I want to remain just as I am. I never want to change.”

The second pumpkin *(point to the pumpkin with the painted face)* said, “I want to be a jack-o’-lantern but I don’t want to let go of what I already have. I want to change but I’m afraid to let anyone carve eyes, a nose, and a mouth out of my shell. So I won’t change either.”

The third little pumpkin *(point to the carved pumpkin)* said, “I want to shine like the sun. And in order to let the light come out of me I need to lose part of myself. I need to change. Open my eyes, ears, nose, and mouth and put a lighted candle inside me.” *(Take off the lid of the third pumpkin. Set a lighted candle inside, and take out the plugs in its eyes, nose and mouth.)*

The third little pumpkin wanted to become a jack-o’-lantern, even at the cost of losing some of itself. And so, the light shone out of its nose. The light shone out of its eyes. The light shone out of its mouth.

After a while the first little pumpkin rotted away and disappeared into the soil.

After a while the second little pumpkin did the same.

And after a while the third little pumpkin shrivelled and turned back to soil too. But its light seemed to grow even brighter because there was nothing blocking it.

The light of the third little pumpkin, together with the light of all the other jack-o’-lanterns, made the night become brighter than day, and darkness went away forever.

*(This story was written by Mr. Speltz, Religious Education Coordinator, St. Kevin’s Parish, Minneapolis, MN.)*

### ***Questions***

What did you hear?

*Hopefully you will hear: that the third pumpkin wanted to be light for all those around; the second pumpkin wanted to change but did not want to be carved; the first pumpkin was afraid to change.*

How can we identify with the pumpkins?

*Hopefully you will hear: change our ways, be light to those around us by being kind, sharing our gifts of hospitality, caring, sharing, etc. with others; welcoming new friends; visiting and spending time with the elderly, etc.*



### *Procession (Come)*

The procession will consist of the following:

- A candidate to carry the cross
- A candidate to carry the cloth(s)
- A candidate to carry the Lectionary or Bible
- A candidate to carry the Candle
- A candidate to carry a bowl of water
- A candidate to carry a jug of oil
- A candidate to carry the Baptismal Register

Leader:	<i>Ask those selected for the procession to go to the back of the room where someone waits to hand them the objects they will carry.</i>
	<i>Invite the group to be quiet and wait for a few minutes until there is silence.</i>
Presider:	In the name of the Father + and of the Son and of the Holy Spirit.
All:	<b><i>Amen.</i></b>
	Let us pray for the gift of God's Spirit as together we continue our journey to the Table of the Lord.
	Loving God, You gather us to celebrate and to give thanks that you have called us by name. Bless these symbols as they help us remember that you are with us.
	<i>One candidate spreads the cloth on the table</i>
	May this table be a sign that we are all one family sharing our life together.
	<i>The Cross bearer holds the cross high and, after the prayer below, places the cross on the table.</i>
	May this cross always be a sign to us of your great love.
	<i>The Book bearer holds the Lectionary (or Bible) high and, after the prayer below, places the book on the table.</i>
Presider:	May the Word be rich food for our minds and hearts.
	<i>The Candle bearer holds the candle high, and after the prayer below, places the candle on the table.</i>
	May this candle remind us that Jesus our light shows us the way to you.
	<i>Candidate holds the bowl of water high, and, after the prayer below, places the bowl on the table.</i>
	May this water remind us of our Baptism.
	<i>Candidate holds the jug of oil high, and after the prayer below, places the jug on the table.</i>
	May this oil help us be open to the healing, and strengthening power of God. This we ask through your Son, Jesus our Lord.






---

	<i>Candidate holds the Baptismal Register high, and after the prayer below, places the Register on the table.</i>
Presider:	May this Baptismal Register remind us that we are children of God.  This we ask through your Son, Jesus our Lord.
All:	<b><i>Amen.</i></b>
	On the day of your Baptism you were claimed for Christ. As you prepare to celebrate the Sacraments of Confirmation and Eucharist, the Christian community holds you in its heart. Remember that God loves you.
Presider:	<i>Presider goes to each one present, and signs each one on the forehead with the sign of the cross, using the whole hand, saying:</i>  <b><i>(Name) the Christian community greets you joyfully again today with the sign of Jesus' cross, by which he has claimed you.</i></b>

---

### *The Word of God (Listen)*

---

	<i>A team leader leads the group in the Listen song:</i>
	<b><i>Listen with your heart</i></b> (action: Point to ears, then place hands crossed over heart)
	<b><i>Listen to the Good News</i></b> (action: Point to ears and hold out palms of hands)
Leader:	<b><i>Hear what God is saying</i></b> (action: Point to ears, then point to sky)
	<b><i>To you and me</i></b> (action: Point to each other and yourself.)
	(Repeat)
Proclaimer of the Word:	<b><i>Matthew 5:1 – 12</i></b> (The Beatitudes)
	<b><i>The Word of the Lord</i></b>
All:	<b><i>Thanks be to God.</i></b>
Proclaimer of the Word:	<i>Return the Bible (Lectionary) to its place on the table.</i>

---

### *Litany of the Saints*

Leader:	Lord, have mercy.	All:	<i>Lord, have mercy.</i>
	Christ, have mercy.		<i>Christ, have mercy.</i>
	Lord, have mercy.		<i>Lord, have mercy.</i>
	Holy Mary, Mother of God		<i>Pray for us.</i>
	Holy Angels of God		<i>Pray for us.</i>
	St. Abraham and St. Sarah		<i>Pray for us.</i>
	St. John the Baptist		<i>Pray for us.</i>
	St. Joseph		<i>Pray for us.</i>
	St. Peter and St. Paul		<i>Pray for us.</i>
	St. Mary Magdalene		<i>Pray for us.</i>



	St. Stephen		<i>Pray for us.</i>
	St. Agnes		<i>Pray for us.</i>
	St. Margaret		<i>Pray for us.</i>
	St. Catherine		<i>Pray for us.</i>
	St. Francis		<i>Pray for us.</i>
	St. Clare		<i>Pray for us.</i>
	St. Dominic		<i>Pray for us.</i>
	St. Theresa		<i>Pray for us.</i>
	St. Elizabeth Ann Seton		<i>Pray for us.</i>

*Call the children to come forward one at a time to share information about their favourite saint. When they have finished, invite them to say the name of their saint again and all will respond... "Pray for us".*

*If this part of the celebration is taking place in the Worship Area of the church invite the children when they have finished the prayer to place their piece of paper on the uncovered altar stone, and remain standing in the sanctuary. After all have shared their stories, invite those seated to join the candidates making a large circle around the altar.*

---

*Take the Baptismal Register and hold it high.*

Because of our Baptism, all of us who are gathered here have had our names WRITTEN in a Baptismal Register in the parish where we were baptized, just like the saints who have gone before us.

***Question:***

What made the saints so special?

Leader: *Hopefully you will hear: because they lived good lives, taking care of others; they were not afraid to let their light shine through the darkness; they believed that God would take care of them; they lived the Beatitudes, fed the hungry, clothed the naked; like the story of the third pumpkin they became light for the world to see the glory of God.*

Tonight, we honour all men and women who have faithfully followed Christ during their lives. We too, can model our lives on these saints. Because, guess what, we are all potential saints. We praise the glory of God reflected in these men and women and we rejoice that we too are called to become holy.

*Place the Baptismal Register on top of the last information sheet on the altar stone.*

---

Leader: All Holy men and women,

All: ***Pray for us.***

---




---

	We praise you, O God, and we honour all your holy ones.
Leader:	We ask the help of those men, women and children who struggled against evil and stood firm. Who loved one another. Who worked for justice and peace. Who healed the sick and fed the hungry. We on earth and they in heaven sing one song of praise. We in grace and they in glory form one communion in Christ, your Son.
	Make us and all those we love worthy to be called your saints.
	We ask this through Christ our Lord.
All:	<b><i>Amen.</i></b>
Leader:	<i>Close this part of the session by singing or saying:</i>
	Blessed be God! O blessed be God!
All:	<b><i>Blessed be God! O blessed be God!</i></b>

---

## Refreshments

### Catechesis on the Experience

---

Leader:	Blessed be God! O blessed be God!
All:	<b><i>Blessed be God! O blessed be God!</i></b>
Leader:	<i>Everyone should be sitting in silence for a few minutes. In a soft voice, invite the participants to look at the table and focus on the Baptismal register. All of our names are written in a Baptismal Register. This Holy Book contains all kinds of information, beginning with our Baptism. After we celebrate the Sacraments of Confirmation and First Communion notations of these celebrations are also recorded next to our name. If we choose to marry, that is also recorded. Remember the piece of scripture from Isaiah in one of our first gatherings, “<b>I will never forget you my people, I have carved you on the palm of my hand.</b>” The Church has also carved us in its hands through this register.</i>

---

## Connecting with Baptism

*Ask the candidates to name the symbols on the table and share how they are used during the Rite of Baptism.*

*Hopefully you will hear: the cross; sign of being a Christian; scripture readings throughout the rite; blessing of water; sacred oil being poured on the crown of our heads; Baptismal register where our Baptism is recorded.*

## Bringing the Session Home

### Questions for Discussion

- Reread the Scripture of Matthew 5:1 – 12 (the Beatitudes)
- Which part of the Beatitudes does the saint that you chose to share about model the Beatitudes?



---

Leader:

For our next session, please wear a piece of clothing that means something special to you: e.g., a gift from someone special, something that is a favourite colour, something that feels good next to your skin, part of the uniform of some group you belong to, your favourite sports team's jersey or cap. If the article of clothing does not fit you now, bring it with you to show the group.

For our closing this evening we are going to form a procession led by the Cross and we will march around the inside of the church (or the outside of the church) singing: *When the Saints Go Marching In* (or *We Sing of the Saints* or another appropriate song).

---



Name: \_\_\_\_\_

Date: \_\_\_\_\_

# HOME ASSIGNMENT

*30th Sunday in Ordinary Time (Year C)*



1. What are some of the gifts/talents that God has given to you...that you should be humble and thankful for?

---



---



---

2. What could you say to God in order to thank Him for the gifts/talents He has given to you?

---



---



---

3. Draw a picture of yourself using the gifts and/or talents that God has given to you.



# Clothing with a White Garment (Week of Nov 1)

## *Note to Catechist*

Clothing the newly baptized in a special garment is an ancient element of Christian initiation and points to a new identity for the newly baptized. The colour white still resonates with contemporary popular culture, for most of us white speaks of newness and purity. This idea is even found in scripture, where the Book of Revelation says, “They had washed their robes and made them white in the blood of the lamb” (Revelation 7: 14).

The priest’s words during this ritual action point to the change in the person and acknowledge the role of the Christian community in the believer’s life.

(Name), you have become a new creation, and have clothed yourself in Christ. See in this white garment the outward sign of your Christian dignity. With your family and friends to help you by word and example bring that dignity unstained into the everlasting life of heaven.

This garment is not simply a uniform, or Baptism gift, or souvenir. The priest’s words clearly explain its meaning. Baptism makes us more than just followers of Christ; we are members of Christ’s body. We have taken on his identity: “In him we live and move and have our being” (Acts 17: 28)

Young children can understand this concept through their familiarity with uniforms. In our culture, various types of clothing hold special significance: school and sports team uniforms, military uniforms, police and firefighter uniforms. These reveal something about the concept of putting on an identity. Those who wear the uniform must maintain the dignity of the group; their behaviour must typify the group ideal and must bring the group honour.

Your task is to help lead the children to see that putting on the Baptismal garment means all this and much more; it is a sign of “putting on” Christ. Christ is our invisible garment from the moment of Baptism – and nothing can remove it. Being clothed in a Baptismal garment is a visible sign of an invisible change brought about by the waters of Baptism. We are part of Christ, not just followers or admirers. We are a sign of Christ in and for the world.

## **The Cross**

The Sign of the Cross is made on the person’s forehead at the beginning of the celebration of Baptism with these words, which we have echoed at the beginning of the previous sessions:

(Name), the Christian community welcomes you with great joy. In its name I claim you for Christ our Saviour by the Sign of his Cross.

We use the Cross in this session in order to talk about both the source of our new life and identity, and the challenges we will face because of them. The new life and new identity given in Baptism come through Christ as a result of his death and Resurrection. The Sign of the Cross and the Cross speak of both his death and his Resurrection. In Baptism Jesus’ Cross becomes ours: to share his new life we must also share his Cross. Putting on the white garment implies taking up the Cross. It is part of our identity as Christians. For this reason, Pope John Paul II gave the youth of the world a Cross, the World Youth Day Cross, as a focal point of their World Youth Day activities.



Our many uses of the Cross help us remember that we have been clothed in Christ. For example:

- We are welcomed with the Sign of the Cross at the beginning of the Baptismal liturgy.
- We make the sign of the Cross with holy water whenever we enter a church building.
- A Cross leads our entrance procession at Mass.
- We make the Sign of the Cross when we begin and finish praying.
- Some people wear a Cross to proclaim quietly their new identity to the world

### Goals

This session is intended to help the candidates:

- Understand why we are clothed in a special white garment during the celebration of our Baptism
- Expand their appreciation of the meaning and importance of the Cross
- Understand that, in Confirmation, God strengthens us for the life to which we are called at Baptism: by our own lives to show Christ to those around us and to our whole world.

### Supplies and Environment

- An item of clothing with special meaning brought or worn by each leader
- A Baptismal garment
- Name tags
- A chair, mat or cushion for each person present
- A table
- A white tablecloth with the liturgical colour of the season
- A Cross
- A Bible or Lectionary : Galatians 3: 27, 28b: Philippians 2:5
- A candle
- A bowl of water
- A jug of oil
- Baptismal Register
- Refreshments

### Prepare Ritual Area

Arrange as in the previous session.

### Gathering

#### Welcome and introductions

---

Leader:	<i>(Raise arms straight up twice with energy and vigour)</i>
	Blessed be God! O blessed be God!
All:	<b><i>Blessed be God! O blessed be God!</i></b>

---





Leader:	<i>(Cups hands around mouth)</i>
	Who calls you by name
All:	<b><i>Who calls you by name</i></b>
Leader:	<i>(Sign of the Cross)</i>
	Holy and chosen one!
All:	<b><i>Holy and chosen one!</i></b>
	<i>Introduce today's session:</i>
	Today we're going to talk about Baptism clothing. But let's begin by talking about the clothing we brought. Everyone was asked to wear or bring some special item of clothing for this session. It may be special for many different reasons: a gift, a favourite colour, a lucky sweater, or some other reason.
Leader:	<i>Invite the candidates to explain the "specialness" of their item of clothing. If any of them did not bring or wear a special item of clothing, invite them to simply tell about one.</i>
	<i>Conclude this opening discussion with words such as:</i>
	We are going to move to another space where we will pray and sing and think more about special clothing. Again, you will need to use all of our five senses – sight, sound, touch, smell, taste – and your memory.

### RITUAL EXPERIENCE – CLOTHED IN CHRIST

#### *Procession (Come)*

The Procession will consist of the following:

- A candidate to carry the Cross
- A candidate to carry the cloth(s)
- A candidate to carry the Bible or Lectionary
- A candidate to carry the candle
- A candidate to carry the Baptismal Register
- A candidate to carry a bowl of water
- A candidate to carry the jug of oil
- A candidate to carry the white garment

Leader:	<i>Ask those selected for the procession to go to the back of the room where someone waits to hand them the objects they will carry.</i>
	<i>Invite the group to be quiet and wait for a few minutes until there is silence.</i>
Presider:	In the name of the Father + and of the Son and of the Holy Spirit.
All:	<b><i>Amen.</i></b>



Let us pray for the gift of God's Spirit as together we continue our journey to the Table of the Lord.

Loving God, You gather us to celebrate and to give thanks that you have called us by name. Bless these symbols as they help us remember that you are with us.

*One candidate spreads the cloth on the table*

May this table be a sign that we are all one family sharing our life together.

*The Cross bearer holds the cross high and, after the prayer below, places the cross on the table.*

May this cross always be a sign to us of your great love.

*The Book bearer holds the Lectionary (or Bible) high and, after the prayer below, places the book on the table.*

May the Word be rich food for our minds and hearts.

Presider:

*The Candle bearer holds the candle high, and after the prayer below, places the candle on the table.*

May this candle remind us that Jesus our light shows us the way to you.

*Candidate holds the bowl of water high, and, after the prayer below, places the bowl on the table.*

May this water remind us of our Baptism.

*Candidate holds the jug of oil high, and after the prayer below, places the jug on the table.*

May this oil help us be open to the healing, and strengthening power of God. This we ask through your Son, Jesus our Lord.

*Candidate holds the Baptismal Register high, and after the prayer below, places the Register on the table.*

May this Baptismal Register remind us that we are children of God.

*Candidate holds the White Garment high and after the prayer below, places it on the table.*

May this White Garment remind us that Christ is our invisible garment from the moment of our Baptism.

This we ask through your Son, Jesus our Lord.

All:

***Amen.***

Presider:

On the day of your Baptism you were claimed for Christ. As you prepare to celebrate the Sacraments of Confirmation and Eucharist, the Christian community holds you in its heart. Remember that God loves you.



## *The Word of God (Listen)*

	<i>A team leader leads the group in the Listen song:</i>
	<b><i>Listen with your heart</i></b> (action: Point to ears, then place hands crossed over heart)
	<b><i>Listen to the Good News</i></b> (action: Point to ears and hold out palms of hands)
Leader:	<b><i>Hear what God is saying</i></b> (action: Point to ears, then point to sky)
	<b><i>To you and me</i></b> (action: Point to each other and yourself.)
	(Repeat)
	<b><i>Paul to the Galatians 3: 27, 28b</i></b>
Proclaimer of the Word:	<b><i>Paul to the Philippians 2: 5</i></b>
	<b><i>The Word of the Lord</i></b>
All:	<b><i>Thanks be to God.</i></b>
Proclaimer of the Word:	<i>Return the Bible (Lectionary) to its place on the table.</i>
	In the letter I just read, Paul, an important follower of Jesus, tells how Baptism has changed us. On the day of our Baptism, after we were anointed on the crown of our head with chrism, Paul's words were spoken to us and we received special Baptismal clothing.
Leader:	<i>Go to the participant beside you and invite that person to stand. Trace a large Cross on the front (or the forehead) of the participant without touching him/her. The Cross should stretch from head to toe and from one side of the body to the other. While tracing the Cross, say:</i>
	(Name), you have become a new creation, and have clothed yourself in Christ.
	<i>With a gesture, signal this person to remain standing. Using the customary gestures have the whole group sing or say:</i>
	Blessed be God! O blessed be God!
All:	<b><i>Blessed be God! O blessed be God!</i></b>
	<i>When everyone has been signed with the Cross invite all to stand in silent prayer for a moment. Then say:</i>
Leader:	Blessed are you, Lord our God for new living things: for baby brothers and sisters, for kittens and puppies, for seeds that grow into plants.
	<i>Sing or say:</i> Blessed be God! O blessed be God!
All:	<b><i>Blessed be God! O blessed be God!</i></b>
Leader:	Blessed are you, Lord our God for new beginnings: for the first day of school, for New Year's Day, for every morning.
	<i>Sing or say:</i> Blessed be God! O blessed be God!
All:	<b><i>Blessed be God! O blessed be God!</i></b>



Leader:	Blessed are you, Lord our God for our new life: for Jesus, for the family of God, for new ways of being in the world.
	<i>Sing or say:</i> Blessed be God! O blessed be God!
All:	<b><i>Blessed be God! O blessed be God!</i></b>
Leader:	Loving God, may we remember all that you have done for us.
All:	<b><i>Amen.</i></b>

### Getting in Touch with the Experience

*At this point the leaders change roles.*

*Invite everyone to recall what you have done together so far in this session. Ask them to think about the discussion of their special clothes and about the ritual. Ask them to remember what they heard and saw.*

*Using the following questions, one at a time, to help the candidates remember the ritual. Wait for responses. Do not be afraid of silence. Allow everyone a chance to respond before moving on to the next question. Do not pressure anyone to speak.*

#### **Question:**

What did you hear?

*Hopefully you will hear: “My name;” “You have become a new creation, and have clothed yourself in Christ,” or individual words or phrases from the scripture reading or ritual quote; the phrase ‘the mind of Christ’; “Everyone singing.”*

What did you see?

*Hopefully you will hear: “Everyone listened to the readings;” “The leader made a big cross on me and on everyone;” “The leader had to stretch and bend down low to make the cross;” “People stayed standing after their turn;” “Everyone doing the movement song.”*

What did you feel?

*Hopefully you will hear: special, nervous, confused if ‘confused’ is a response, ask them what was confusing and assure them that you will clear up their confusion as the session progresses. (Do not offer explanations right now.)*

Is there anything else you remember?

*Close this part of the session by singing or saying:*

Leader:	Blessed be God! O blessed be God!
All:	<b><i>Blessed be God! O blessed be God!</i></b>
All:	<i>Blessed be God! O blessed be God!.</i>

### Refreshments



### *Catechesis on the Experience*

*Everyone should be sitting in silence for a few minutes. Recall that the group has been focusing on clothing today. Recall that we wore or brought special clothing and that we heard that we have been clothed in Christ. Then invite the group to reflect in silence on this question:*

If you could choose a new piece of clothing, what would you select?

*Allow time for everyone to answer and to briefly explain their choice. Try to get the children to share “why”.*

*Ask the children:* How would the new piece of clothing make you feel?

### *Helping the Children Make the Connection with Baptism*

#### **Leader**

Let us talk now about a special kind of clothing: uniforms. Who puts on uniforms?

*Hopefully you will hear: ‘sports teams’, ‘students at some schools’, ‘Sparks’, ‘Brownies’, ‘Guides’, ‘Beavers’, ‘Cubs’, ‘soldiers and other military’, ‘police’, ‘firefighters’, and ‘religious’; ‘Many workers wear a company uniform’.*

*Continue the discussion along the following lines:*

Sometimes we join a team or club or group that has a uniform. When we wear their uniform we know we belong.

When people see us in a uniform they know something about us because we are wearing that uniform. For example, when we see people in firefighters’ uniforms we know they will help us if we need it, even if we don’t know their names or anything else about them

*Turn the discussion to focus on the Baptismal garment using words such as:*

Uniforms are special clothing for people who belong. On the day of your Baptism you were dressed in special white clothing. You belong to the family of God.

*Take the Baptismal garment and hold it up for all to see and say:*

We call this a Baptismal garment; “garment” is just another word for clothing. Have you seen a picture of yourself in your Baptismal clothing? What was your Baptismal garment like?

*Hopefully you will hear: ‘a long white robe’; ‘a white suit’; ‘It was the same one worn by others in the family’; ‘It was made by a relative’.*

It is possible that some did not wear or receive a special white garment. In that case the priest touched them with a white piece of cloth (maybe his stole) as a sign of being clothed in Christ. If so, tell them that this is an acceptable way of saying we are being clothed in Christ.

The special Baptismal garment is usually all white and covers all of you. Why do you think the Christian community dressed you in something white that covers all of you?

*Listen to their responses. Lead the children to see that white reminds us of newness; newly fallen snow, a piece of new white paper, a new page in a school workbook, etc. Say:*

These things are new and white. For them anything is possible: wonderful things can happen to them. And when something white is washed it looks new again. It’s like a new beginning.



*Continue by recalling that in the reading, we heard Jesus' friend Paul say that baptized people are a new creation; because of our Baptism we are new again.*

*Remind the children that we have learned that we have God's new life in us and we now belong to a new family, God's family. Our whole self is new. This makes us a whole new person, different from before our Baptism. That is why we receive something white that covers our whole body.*

***Question:***

In one way we become like a new person in Baptism. Who do you think you become when you are Baptized?

*If the children answer correctly – Jesus Christ – congratulate them; if not simply tell them. Say:*

But I am not Christ by myself; I am part of him.

*Explain this as follows:*

Isn't this strange! In Baptism we become so much like Jesus Christ that we become a different person; we become part of him. We don't look different or speak a new language; we may not even feel differently.

No one can tell, not even an x-ray machine or a blood test. But we have new life – God's gift of his help, his grace, which helps us choose how to act all life long. This is what makes us different. We belong to Jesus Christ; we are part of him.

Just like my finger belongs to me and is a part of me, I belong to Jesus Christ and I am part of him.

*You may want to make a reference to last week's session regarding costumes for Hallowe'en:*

Did the costume that you wore change how you were on the inside?

*Ask the candidates if they have ever seen anyone else at church dressed in a special white garment. Hopefully you will hear: 'the priest', 'altar servers', and perhaps other ministers at Mass.*

***Question:***

Why do you think these people wear a white garment like their Baptismal garment?

*Hopefully you will hear: 'to remind us of Jesus and his new life in us'; 'to remind them that they have been clothed in Christ in Baptism'; 'to remind us that we are all part of the family of God'.*

*Remind everyone that Jesus' death on the Cross and his Resurrection are linked to the Cross. The Cross is a symbol of self-giving so that others may live fully. The mystery is that when we give of ourselves, not only do others live fuller lives, but so do we. Because our Baptism identifies us with Christ and his Cross, we are called to live differently. We are to be visible signs of Christ working in the world.*

*Point to the Cross on the table. Explain:* The Cross reminds us that Jesus died, rose to new life and shares new life with us. We can't wear our special white baptismal garment forever. But the Cross can remind us that from now on we are clothed in Christ, that we are part of Christ, that we are meant to be like him in the world.

We can make the Sign of the Cross anytime. Every time we do, we should remember that in baptism we have clothed ourselves in Christ.

Let us sign ourselves with the Sign of the Cross now.



### Connecting with Confirmation and Eucharist

If we remember that we are a new creation and have been clothed in Christ, we will try to think like him and do what he would do, and say what he would say. St. Paul says we have to think with the mind of Christ. This is part of our work as God's royal family.

#### Question:

Can you think of times when you might need to try and think like Jesus?

*Answers will vary. One of the adults might have to lead off with an example. Help the candidates to be specific in their discussion.*

Is this an easy way to live?

*Hopefully you will hear: 'No'; 'Sometimes I won't be sure what Jesus would do or say'; 'Sometimes it's easier to do the wrong thing or nothing at all'; 'Sometimes it's scary to tell the truth – I might get in trouble'; 'It's hard to be someone's friend when others are picking on them'; 'People might not listen if I tell them they are doing something bad'; 'People might make fun of me if I refuse to follow a leader who wants me to do something bad'.*

*Remind the group that since we are members of God's family and part of Christ's body, we are never alone. Help is available. When we are anointed at Confirmation the minister rubs the oil into our skin using the Sign of the Cross. In Confirmation the Church prays with us in a special way that we will be able to remember who we are and will remember to ask the Holy Spirit to help us.*

*Point out that Jesus was filled with the Spirit. Explain that it is the strength of the Holy Spirit that helps us to be more like Christ. We are never so weak or so bad that the Holy Spirit cannot help us.*

The Church uses special words to tell us some of the many ways the Holy Spirit can help us.

- When we are not sure what Jesus would do or say, the Holy Spirit can help us think about Jesus more clearly, find others who can help us understand, and finally make a good decision about what needs to be done. The Church calls this help the gift of "right judgment".
- When doing the right thing seems scary, the Holy Spirit can help us to remember Jesus and be brave like him. The Church calls this help the gift of "courage".

*Continue the catechesis, explaining that Jesus taught people in many ways. Often he would teach people by sharing a meal with them. Explain that Jesus still teaches at a meal. Each Sunday when we gather for Eucharist we are taught through the Word of God being proclaimed, and we are fed by God with the gift of Jesus' body and blood. It is important for the entire community to gather for this special meal.*

### Bringing the Session Home

- At home, read together the letter, "Clothed in Christ," pg. 16
- Continue the conversation of special garments
- At home, pray together the Prayer of St. Francis (make copies and distribute):





### The Prayer of St. Francis of Assisi (adapted)

Lord, make me a messenger of your peace.  
 Where there is hatred, let me bring love;  
 where there is hurt, let me bring forgiveness;  
 where there is fear, let me bring faith;  
 where there is worry, let me bring hope;  
 where there is darkness, let me bring light;  
 where there is sadness, let me bring joy.

O Divine Master,  
 help me not to be selfish.  
 Help me help others even more often than I ask for help.  
 Help me understand others even more than I ask others to understand me.  
 Help me love others even more than they love me.

For whenever we give, we receive;  
 and whenever we forgive, we are forgiven;  
 and when we die, we are born to eternal life with you.

Leader:	For our next gathering, please bring with you your Baptismal candle. If you do not have one, let us know and we will have one ready for you
	Blessed be God! O blessed be God!
All:	<b><i>Blessed be God! O blessed be God!</i></b>
Leader:	Who calls you by name
All:	<b><i>Who calls you by name</i></b>
Leader:	Holy and chosen one!
All:	<b><i>Holy and chosen one!</i></b>



## 32nd Sunday in Ordinary Time (Year C)

(Green Cloth)



**Welcome:** "Good morning boys & girls. Welcome!"

**Announcements:** Make any necessary announcements before the liturgy begins.

**Candles:** Select one child to help light the candles.

**Song:** *Open Our Hearts* (by Christopher Walker)

**Sign of the Cross:** Lead the children in making the Sign of the Cross

**First Reading:** "This is a reading from the Second Book of Maccabees." (*Readings may be proclaimed by a parent*)

*The Sunday Book of Readings Adapted for Children, p. 134*

"The Word of the Lord."

**Children:** "Thanks be to God."

**Responsorial Psalm:** **Children's Response:** "O God, nothing can take us from your love."

Verse 1: "God, my light and my salvation, you are my help."

Verse 2: "When evil is around me, I have no fear." (*Pause in silence for a moment*)

**Alleluia:** Sing the Alleluia together.

**Gospel:** "This is a reading from the Gospel of Luke."

**Children:** "Glory to you, Lord." (*Three crosses - Lord be in my thoughts, in my words, and in my heart*)

*The Sunday Book of Readings Adapted for Children, p. 135*

"The Gospel of the Lord."

**Children:** "Praise to you, Lord Jesus Christ."

**Dialogue:** "This week, the readings concentrate on rising again from the dead. and going to Heaven."

"In the first reading, seven brothers and their mother were put into jail. Do you remember why?" (**share** - because they followed Jewish laws...they practiced the Jewish religion) "They refused to do something while in jail. What was that?" (**share** - eat pork) "Why didn't they want to eat pork?" (**share** - it was against the Jewish tradition) "What happened when they





didn't eat the pork?" (**share** - they were whipped and eventually were killed)  
 "In the past few weeks we have talked about faith and how powerful it is to believe in God. These brothers believed in their religion so much that they ended up being killed because of it. They knew that God would raise them to new life in Heaven."

"In the Gospel, Jesus dealt with Jewish law and Heaven as well. According to Jewish law, if a man died and had no children, his brother should marry the man's wife and take care of her. So if they all went to heaven, the woman would have two husbands in heaven. The Sadducees didn't believe in a special life after death. They thought death was the end. So they asked Jesus what would happen to the woman and her two husbands...trying to trick Jesus. Do you remember Jesus' answer?" (**share** - people aren't married in heaven) "Has anyone ever tried to ask you a question to make you feel foolish?" (**share**) "Why do you think they asked you the question?" (**share** - to make you look silly in front of others, to try to make you look stupid)

"Heaven is completely different from life here and now. We don't know what it will be like, but we know we will be free from all harm and disease and we will live with God forever. What do you imagine heaven will be like?" (**share**) "This week, let's try to live like Jesus would want and not try to make anyone look foolish."

### Intentions:



"Let us pray: (*The intentions may be read by the children*)

For people who have great faith and believe in God, we pray to the Lord.

**Children:** "Lord, hear our prayer."

For those who trick us and make us look foolish, we pray to the Lord.

**Children:** "Lord, hear our prayer."

Encourage the children to share their own intentions

### Hymn:

Choose from *Catholic Book of Worship III*, your parish hymnal, or other sourced song book. Be sure it is related to the theme of today.

### Closing:

Discuss the Home Assignment and select readers for the following week; all parents should be encouraged to read next week's readings with their children.



# Enlightened by Christ – Baptismal Candle (32nd Sunday)

## *Note to Catechist*

This session explores the presentation of the lighted candle, the third of the four explanatory Baptismal Rites. The parents, godparents and the entire assembly are reminded that this child has been enlightened by Christ. Parents, godparents and all assembled are also reminded that they too are to keep the flame of faith burning brightly.

## **Leader**

**Receive the light of Christ.**

**Parents and godparents, this light is entrusted to you to be kept burning brightly. These children of yours have been enlightened by Christ. They are to walk always as children of the light. May they keep the flame of faith alive in their hearts. When the Lord comes, may they go out to meet him with all the saints in the heavenly kingdom.**

Jesus called himself the light of the world: “I am the light of the world. Whoever follows me will never walk in darkness but will have the light of life” (John 8: 12). All light and life find their source in God. The light of Christ always reveals God. Those enlightened by Christ recognize the presence of God and are led by the Spirit in the ways of God.

But Jesus did not stop at calling himself the light of the world. In the Sermon on the Mount, Jesus told his followers that they are the light of the world, too.

“You are the light of the world. A city built on a hill cannot be hidden. No one after lighting a lamp puts it under the bushel basket, but on the lamp stand, and it gives light to all in the house. In the same way, let your light shine before others, so that they may see your good works and give glory to your Father in heaven” (John 5: 13-16).

In Baptism we receive the light of Christ, our faith is awakened, and we have Christ and the Spirit as our guides. In Confirmation the Church prays that we might live in such a way that others are drawn to the light of God.

This session begins with the candidate’s experience of many different sources of light; flames (fire, candles, lanterns, torches, oil lamps); bulbs (regular, neon); in the cosmos (stars, planets, moon).

We know that light from the sun makes it possible for plants and animals to thrive. The energy that we rely on to play, sleep and work comes from the food we eat, which has received its energy from the sun. The energy from the sun is stored inside us and keeps us healthy. We can feel the energy and effects of the sun and how it makes a difference in our lives.

IT IS RECOMMENDED THAT THE PASCHAL CANDLE BE USED FOR THIS SESSION. If this is not possible use a large pillar candle.



## Goals

This session is intended to help the candidates:

- Understand why a candle is used in the celebration of Baptism
- Expand their appreciation of the meaning and importance of sharing the light of Christ
- Understand the role of Confirmation in their lives.

## Supplies and Environment

- Paschal Candle with stand – matches/lighter
- Baptismal candle for each candidate
- Tapers for the adults
- Candle snuffer
- Name tags
- A chair, mat or cushion for each person present
- A table
- A white tablecloth with the liturgical colour of the season
- A cross
- A Bible or Lectionary: John 8: 12
- A bowl of water
- A jug of oil
- Baptismal Register
- Baptismal garment
- Refreshments

## Prepare Ritual Area

Arrange as in the previous session.

## Gathering

### Welcome and introductions

Leader:	<i>(Raise arms straight up twice with energy and vigour)</i>
	Blessed be God! O blessed be God!
All:	<b><i>Blessed be God! O blessed be God!</i></b>
Leader:	<i>(Cups hands around mouth)</i>
	Who calls you by name
All:	<b><i>Who calls you by name</i></b>
Leader:	<i>(Sign of the Cross)</i>
	Holy and chosen one!
All:	<b><i>Holy and chosen one!</i></b>




---

*Introduce today's session:*

Today, we are going to talk about light. Choose a partner and for the next two minutes talk together about as many kinds of light as you can think of.

*After the two minute brainstorming, invite everyone to share their ideas. Invite them to talk briefly about their favourite kind of light. For example: flames, (fire, candles, lanterns, torches, oil lamps); bulbs (flashlights, headlights, street lights, neon lights, night lights); the cosmos (stars, planets, the moon). If no one has spoken of the sun as a source of light, mention how important this source of light is and then discuss how light from the sun makes it possible for plants and animals to thrive. The energy that we rely on to play, sleep and work comes from the food we eat, which has received its energy from the sun. The energy from the sun is stored inside us and keeps us healthy. We can feel the energy and effects of the sun and how it makes a difference in our lives.*

Leader:

***Question:***

How does light help us? Is there any kind of light you do not like?

*Conclude this opening discussion with words such as:*

We are now going to move to another space where we will pray and sing and use a special candle. You will need to use all of your live senses – sight, sound, touch, smell, taste – and your memory.

---

### RITUAL EXPERIENCE – ENLIGHTENMENT

#### *Procession (Come)*

The Procession will consist of the following:

- A candidate to carry the Cross
- A candidate to carry the cloth(s)
- A candidate to carry the Bible or Lectionary
- A candidate to carry the candle
- A candidate to carry the Baptismal Register
- A candidate to carry a bowl of water
- A candidate to carry the jug of oil
- A candidate to carry the white garment
- A candidate to carry the Paschal Candle

Leader:

*Ask those selected for the procession to go to the back of the room where someone waits to hand them the objects they will carry.*

Presider:

*Invite the group to be quiet and wait for a few minutes until there is silence.*

All:

In the name of the Father + and of the Son and of the Holy Spirit.

***Amen.***

---



Let us pray for the gift of God's Spirit as together we continue our journey to the Table of the Lord.

Loving God, You gather us to celebrate and to give thanks that you have called us by name. Bless these symbols as they help us remember that you are with us.

*One candidate spreads the cloth on the table*

May this table be a sign that we are all one family sharing our life together.

*The Cross bearer holds the cross high and, after the prayer below, places the cross on the table.*

May this cross always be a sign to us of your great love.

*The Book bearer holds the Lectionary (or Bible) high and, after the prayer below, places the book on the table.*

May the Word be rich food for our minds and hearts.

*Candidate holds the bowl of water high, and, after the prayer below, places the bowl on the table.*

May this water remind us of our Baptism.

Presider:

*Candidate holds the jug of oil high, and after the prayer below, places the jug on the table.*

May this oil help us be open to the healing, and strengthening power of God. This we ask through your Son, Jesus our Lord.

*Candidate holds the Baptismal Register high, and after the prayer below, places the Register on the table.*

May this Baptismal Register remind us that we are children of God.

*Candidate holds the White Garment high and places it on the table.*

May this White Garment remind us that Christ is our invisible garment from the moment of our Baptism.

*Candidate holds the Paschal Candle high, and after the prayer below, places the candle on the table.*

Each year at Easter our parish lights a new Easter candle with a holy flame. Now as we light our Easter candle again (or "now as we light this candle"), may God make our flame holy as well and chase away the darkness from our minds and hearts.

This we ask through your Son, Jesus our Lord.

All:

***Amen.***

Presider:

On the day of your Baptism you were claimed for Christ. As you prepare to celebrate the Sacraments of Confirmation and Eucharist, the Christian community holds you in its heart. Remember that God loves you.






---

Presider: *Go to each one present and sign each one on the forehead with the sign of the cross, using the whole hand, saying:*  
 (Name), the Christian community greets you joyfully again today with the sign of Jesus' cross, by which he has claimed you.

---

### *The Word of God (Listen)*

---

*A team leader leads the group in the Listen song:*

***Listen with your heart*** (action: Point to ears, then place hands crossed over heart)

***Listen to the Good News*** (action: Point to ears and hold out palms of hands)

Leader:

***Hear what God is saying*** (action: Point to ears, then point to sky)

***To you and me*** (action: Point to each other and yourself.)

(Repeat)

Proclaimer of the Word: ***John 8:12***

***The Word of the Lord***

All: ***Thanks be to God.***

Proclaimer of the Word: *Return the Bible (Lectionary) to its place on the table.*

*After a few minutes of silence, move to the Paschal Candle and say:*

On the day of our Baptism, after we received our special Baptismal clothing, we were given a lit candle. Its flame came from this candle, our parish's Easter candle. Let us praise God for the light.

Leader: *Place your hand on the candle and say:*

Blessed are you, Lord our God. Your glory fills the whole universe. Wherever you are, there is brilliant light that cannot be dimmed.

*Sing or say:*

Blessed be God! O blessed be God!

All: ***Blessed be God! O blessed be God!***

*Place your hand on the candle again and say:*

Leader: Blessed are you, Lord our God. At the very beginning of all things, You made light for our universe and separated the light from the darkness.

*Sing or say:* Blessed be God! O blessed be God!

All: ***Blessed be God! O blessed be God!***

---




---

*Place your hand on the candle again and say:*

Leader: Blessed are you Lord our God. You have given us the sun, a great glowing ball of fire, to light up our days and give energy to our whole world.

*Sing or say: Blessed be God! O blessed be God!*

---

All: ***Blessed be God! O blessed be God!***

Leader: Blessed are you, Lord our God. Even at night, when darkness covers the earth, the stars, the planets and the moon blaze in the sky, guiding the lost and reminding us that you never forget us.

*Sing or say: Blessed be God! O blessed be God!*

---

All: ***Blessed be God! O blessed be God!***

---

*Touching the candle, say:*

Now, Loving God, with the light of this candle may we remember all that you have done for us.

*With your hand trace the sign of the cross on the candle and say:*

Jesus Christ is the light of the world. Christ yesterday, today, forever. To him to the Father, and to the Spirit be glory!

*Invite the participants one by one to come forward to the Paschal Candle. Take the person's Baptismal candle, or taper, light it from the Paschal Candle, and give it to the person saying:*

(Name), you have been enlightened by Christ, walk always as a child of the light.

*Everyone returns to their places and sits holding the lit candle. When all have received a lighted candle, sing or say together the whole refrain of Who Calls You by Name:*

Leader: Blessed be God! O blessed be God!

All: ***Blessed be God! O blessed be God!***

Leader: Who calls you by name!

All: ***Who calls you be name!***

Leader: Holy and chosen one!

All: ***Holy and chosen one!***

*Take the Bible from the table and read Matthew 5:14-16. After the proclamation of the Word return the Bible to the table.*

*After a few moments of silence invited everyone to stand. Say:*

Let all of us here rejoice! We are children of light, and light of the world! May we always keep the flame of faith alive in our hearts.

All people of God, rejoice!



Christ now shines on you! All the earth, rejoice! Glory fills you! Let all creation rejoice around God's throne!

Jesus Christ is risen!

Sing or say: Blessed be God! O blessed be God!

**All: Blessed be God! O blessed be God!**

*Invite everyone to extinguish their candles safely. Tell the children to put their candles in a safe place until it is time to leave.*

## Getting in Touch with the Experience

### Leader

Think about everything that has happened so far. We talked about many kinds of light. We experienced one kind of God's gift of light here in this place.

### Question:

What did you hear?

*Hopefully you will hear: "I am the light of the world"; "You are the light of the world"; "children of the light"; other words that were said in prayers, in scripture, in the gathering discussion; "Everyone singing".*

What did you see?

*Hopefully you will hear: "The room was darker than usual"; "I couldn't see very much at first."; "The flame on the big candle."; "The leader touched the candle."; "The leader traced the cross on the candle."; "When more and more candles were lit we could see more and more things and we could see each other better."*

What did you feel?

*Hopefully you will hear: "A bit nervous because it was darker."; "Warmth from all the candles."; "The candle felt smooth and kind of soft."*

Is there anything else you remember?

*Close this part of the session by singing or saying:*

---

Leader: Blessed be God! O blessed be God!

All: **Blessed be God! O blessed be God!**

---

## Refreshments

### Catechesis on the Experience

---

Leader: Blessed be God! O blessed be God!

All: **Blessed be God! O blessed be God!**

---



*Everyone should be sitting in silence for a few minutes. Invite them to look at the lit Paschal Candle and to recall what they heard, saw and felt. Highlight their comments from before the break, then say:*

God made the world. Everything in the world comes from God and gives us a hint about what God is like. God made light before all other things.

***Question:***

What kind of light reminds you of God?

*Hopefully you will hear: “The sun.”*

The light of the sun is powerful; it is millions of kilometres away, but still gives us heat and light; God is powerful and gives us what we need.

Flowers and plants need sunlight to live; we need God to live. The sun is still there even when you can’t see it; we can’t see God, but God is always there.

Stars – sometimes you can see them, and sometimes you can’t, but they are always there; we know God is always there even though we can’t see God.

A lighthouse helps ships that are in trouble. God helps us when we are in trouble.

The candle shows us the right way to walk through the room and keeps us from stumbling and bumping into things; God shows us the way to live. We can carry the candle to walk in the dark; we can carry God in our hearts.

### *Helping the Children Make the Connection with Baptism*

**Leader**

Remind the candidates that a lighted candle was used at their Baptism. (Refer to the baptismal candles that were brought to the session).

***Question:***

Why do you think the Christian community gave you a lighted candle when you were baptized?

*Listen to their responses. Lead them to see that the candle was used to tell about another kind of light, a light we see only with our hearts – the light of Christ. This light has two directions: it shines for us, and it shines from us to the hearts of others.*

What do you think the light of Christ helps our heart to see?

*Listen to their responses. Lead them to see that the light of Christ helps us know God and see how to live. It helps us to look at ourselves and see the things we do that are good, and the things that we do that are not so good and must change. The light of Christ in our hearts also helps us to see what other hearts need, so that we can help. It shines from us so that other people will know what God is like by seeing what we do and say.*

Why do you think the Christian community wanted you to be enlightened by Christ?

*Listen to their responses. Bring out the following:*

The Christian community knows it is not always easy to decide what to do. It is not always easy to know the right thing to do. It is not always easy to know what others need or how to help them.



As we grow in God's family we will need to know more and more about: what God is like; what God wants; what is right and what is wrong; what others need; who can help each of us to know and do the right thing.

We heard the words of Jesus earlier in the session. Jesus is our light and he and the Spirit will help us. But the light of Christ can also shine from us. Jesus said that he wants us to shine, to live so well that other people will want to know our God and learn to give God praise. When the Christian community gives us a lighted candle, they announce that we have the light of Christ

*Remind everyone that we heard two messages from Jesus. Then read John 8: 12 again and ask: What does Jesus say he is? Allow for response.*

*Then read Matthew 5: 14-16 and ask: What does it mean to be light for the world?*

*Listen to their responses and summarize by noting that when we let our light shine others recognize the goodness and may come to know more about God. Then continue in words such as:*

In our gatherings we have talked about our new life in God's family. God anointed this family to do the work of Jesus.

When we were baptized we were also clothed in Christ; we became part of the body of Christ. That is why we must do his work; that is why we can do his work.

Now we know that we have been enlightened by Christ. Christ shines for us and we can light up the world.

We should also remember that we are not alone. Our family, the people we meet at Church, and the whole Christian community have promised to pray for us and to help us to grow and walk as children of the light.

***Question:***

How can we light up the world?

*Listen to their responses. Bring out the following:*

- We can be kind to those younger than ourselves, so they will learn from us how to be kind.
- We can be a friend to someone who is getting bullied, by getting help.
- We can let others go first.
- We can do kind things for people we don't even know.
- We can tell others about God.
- When we see that someone is sad we can ask if they need help.

***Question:***

What happens when we are light for the world?

*Listen to their responses and tell them that when we let our light shine, others recognize the goodness and they come to know more about God.*



### Connecting with Confirmation and Eucharist

*Remind the candidates that our families and the parish support us as we strive to be a light for the world. The celebration of Baptism is one way we are strengthened to walk as children of the light. During the celebration of Confirmation we pray for the Spirit to help us to be a light for the world.*

- Each of us is born with many gifts: some can sing; some are good at sports; some are outgoing and chatty; some are good at making things. When the family of God asks God to send us the gift of the Holy Spirit, they pray that we will each find our own gifts and find our own way to use them with the gifts of the Holy Spirit to do the work of Christ and be a light in the world.
- The light of Christ and the Spirit's gift of right judgment (which we learned about at the last session), help us to decide what to do.
- The Spirit's gift of courage, which we also learned about at the last session, helps us to be brave and to shine the light of Christ on the world, to do what is right, even when we are afraid.
- The gifts of understanding, wisdom and knowledge help us see God and know the ways of God in our hearts. Knowing something in our heart is deeper or different than knowing it in our minds. (We might know a lot about some people – sports stars, actors, rock stars with our brain but we don't know them with our hearts and they don't know us. When we truly know someone with our heart it is easier to know whether to trust them. We know in our hearts that God will be with us and that God's Spirit will guide us to walk as children of the light and to keep the flame of faith alive in our hearts.

*Continue the catechesis explaining that every time we gather with God's family for the Sunday Eucharist we announce our faith in God.*

### Bringing the Session Home

- Continue the conversation around how we can be light to others
- Invite the candidates to complete the following in *Come Spirit of God Family Book*: The Family Letter (pg. 21); the Activities (pp. 22, 23); and practice the responses (pg.24).

### Closing Ritual

Leader:	Blessed be God! O blessed be God!
All:	<b><i>Blessed be God! O blessed be God!</i></b>
Leader:	Who calls you by name
All:	<b><i>Who calls you by name</i></b>
Leader:	Holy and chosen one!
All:	<b><i>Holy and chosen one!</i></b>



Name: \_\_\_\_\_

Date: \_\_\_\_\_

# HOME ASSIGNMENT

*32nd Sunday in Ordinary Time (Year C)*

1. The seven brothers were willing to die because of their faith in their religion. What are your feelings about this?

---

---

---

2. Why do you think the Sadducees tried to trick Jesus in the Gospel?

---

---

---

3. Draw a picture of what you think Heaven will look like where "people who are worthy to live forever will be like angels, they will be true children of God and will never die anymore".

A large, empty rectangular box with a thin blue border, intended for a drawing.



## 33rd Sunday in Ordinary Time (Year C)

(Green Cloth)



**Welcome:** "Good morning boys & girls. Welcome!"

**Announcements:** Make any necessary announcements before the liturgy begins.

**Candles:** Select one child to help light the candles.

**Song:** *Open Our Hearts* (by Christopher Walker)

**Sign of the Cross:** Lead the children in making the Sign of the Cross

**First Reading:** "This is a reading from the prophet Malachi." (*Readings may be proclaimed by a parent*)

*The Sunday Book of Readings Adapted for Children, p. 136*

"The Word of the Lord."

**Children:** "Thanks be to God."

**Responsorial Psalm:** **Children's Response:** "O God, nothing can take us from your love."

Verse 1: "I believe that I will see you. Keep my heart strong."

Verse 2: "And when evil is around me, I have no fear." (*Pause in silence for a moment*)

**Alleluia:** Sing the Alleluia together.



**Gospel:** "This is a reading from the Gospel of Luke."

**Children:** "Glory to you, Lord." (*Three crosses - Lord be in my thoughts, in my words, and in my heart*)

*The Sunday Book of Readings Adapted for Children, p. 137*

"The Gospel of the Lord."

**Children:** "Praise to you, Lord Jesus Christ."

**Dialogue:** "This week, the readings continue to deal with faith, believing in God, and being a good person."

"In the reading from the prophet Malachi, God reminds us that people who do evil will be punished. When people do something bad at school or at home, do they always get punished?" (**share** - sometimes) "Why is it that sometimes they don't get punished?" (**share** - they don't get caught) "Sometimes people don't get





punished because they don't get caught. Why is that?" (**share** - they are sneaky, it can't be proven) "Sometimes they don't get caught because someone doesn't see them doing it. If we do something bad, who always sees it and always knows that we've done something bad?" (**share** - God/Jesus) "So even though we don't always see people getting punished, God always knows what they have done. That's why we always want to try to do good things and be the best that we can be. God is always with us."

"In the Gospel, Jesus tells us not to be afraid, but to trust him. He is always with us, whether we are happy or sad or in trouble. We are never alone because we are his friends. What qualities do you look for in a friend?" (**share** - kind, unselfish, forgiving, helpful) "Do you think you could be nice to someone who doesn't like you? (**share** - it would be hard) "This is hard to do, isn't it? If someone is unkind or hurts you because you want to do what is right, that's hard, too."

"People are sometimes hurt in this world because they follow the rules of Jesus. But Jesus wants us to remain faithful as his true friends, by being honest and kind and following the Bible. And he promises to help us when we have trouble being faithful. Jesus tells his disciples: 'You will be saved for you believe in me.' This week, let's try to be faithful to Jesus, to be his friend. We should live like Jesus would like us to be...kind, unselfish, forgiving, and helpful."

### Intentions:



"Let us pray: *(The intentions may be read by the children)*

Jesus, bless our moms, dads, and all our family, we pray to the Lord.

**Children:** "Lord, hear our prayer."

Jesus, help us to treat others as you would treat them, we pray to the Lord.

**Children:** "Lord, hear our prayer."

Encourage the children to share their own intentions.

### Hymn:

Choose from *Catholic Book of Worship III*, your parish hymnal, or other sourced song book. Be sure it is related to the theme of today.

### Closing:

Discuss the Home Assignment and select readers for the following week; all parents should be encouraged to read next week's readings with their children.



# Awakened to Grace—'Ephphetha Rite'

## (33rd Sunday)

### *Note to Catechist*

This session explores the Ephphetha (EHF-uh-thuh) Rite, whose name is taken from the word spoken by Jesus when he cured a man who could not hear or speak (Mark 7:34). Mark explains that the word means “Be opened.” In this rite the child’s ears and mouth are touched and the Church prays that the child may profess the faith they hear, to the praise and glory of God. The Rite of Christian Initiation of Adults explains that this rite expresses our need for God’s grace in order to truly hear the Word of God and profess it as Jesus did.

The Ephphetha Rite draws our attention to our total dependence on God. We rely on God’s grace for our life and for our ability to know God. The Ephphetha Rite uses our ears and mouth to stand for our whole being; the Church prays that the newly baptized will always be open to recognize and acknowledge, throughout their lives, the presence and the action of God – however they are revealed. The Holy Spirit’s gifts of Reverence and Wonder and Awe in God’s presence nourish the openness we pray for at Baptism.

This final explanatory rite highlights the relationship between God and all people. The relationship is at the very core of who we are. Because of God’s abundant love and generosity, we are all given the gift of life. Through the presence of God in our lives – God’s grace – we are able to offer to God our praise and thanks for our life and all its gifts. We have been granted life and been given the ability to know God.

As we come to know God, we seek to praise God through our actions and words. We do “good things” not because we are concerned with keeping or breaking the rules but because our knowledge and awareness of God compels us to live in harmony with our Creator.

On the other hand, we are not puppets. God has given us a free will and the ability to know and to love God. Though God enables us to respond appropriately, we are able to choose our own way in the world. During our lives we may choose to embrace or ignore the signs of God’s presence.

For young children we approach the idea of openness to God by using the image of messages. Messages come to us in different ways: through spoken words, body language, telephone calls, letters, e-mail, advertising, etc. God also speaks to us in different way: in the Bible, in the liturgy, through people who teach us, through people who live in the ways of God, through experiences of nature, etc.

We can pay attention to messages or ignore them. We can forget to check the mailbox; we can throw a letter out without reading it; we can glance at a letter and let it sit around for a while; or we can read a letter carefully, answer it right away, and then share its news with our family and friends. So it is with God. Sometimes we forget about God; we might deliberately ignore God or say we will think about God later; we might have a wonderful experience and forget that it is a gift from God; or we can take time to say a prayer of thanks and praise to God before we tell anyone else our good news. When we become open to God’s messages we begin to see the world, people and our lives through the eyes of God. This is referred to as “seeing with the eyes of faith.” With this image in mind we begin to explore how God communicates with us.



## Goals

This session is intended to help the candidates:

- Understand why the Church prayed at our Baptism that our ears and mouth would be opened
- Understand that all creation is graced by the presence of God
- Review the journey the children have taken together and forge its link to the parish Sunday Eucharist

## Supplies and Environment

- Name tags
- A chair, mat or cushion for each person present
- A table
- A white tablecloth with the liturgical colour of the season
- A cross
- A Bible or Lectionary – Matthew 10:16-42 and Philippians 4:4-7
- A Candle
- A bowl of water
- A jug of oil
- Baptismal Register
- Baptismal garment
- Candle
- Refreshments

## Prepare Ritual Area

Arrange as in the previous session.

## Gathering

### Welcome and introductions

<i>(Raise arms straight up twice with energy and vigour)</i>	
Leader:	Blessed be God! O blessed be God!
All:	<b><i>Blessed be God! O blessed be God!</i></b>
<i>(Cups hands around mouth)</i>	
Leader:	Who calls you by name
All:	<b><i>Who calls you by name</i></b>
<i>(Sign of the Cross)</i>	
Leader:	Holy and chosen one!
All:	<b><i>Holy and chosen one!</i></b>




---

*Introduce today's session:*

Messages will be an important part of our time together this evening. Choose a different partner from the one you chose the last time and for the next two minutes talk together about as many ways to receive messages as you can think of.

*After the brainstorming, invite the participants to share their ideas with the whole group and to mention briefly which senses are involved in receiving each kind of message.*

*Make sure you have collected a broad range of ideas; for example, face-to-face conversations, telephone, email, walkie-talkies, notes, letters, Christmas cards, TV ads, signs, body language, facial expressions.*

***Question:***

Leader:

How do the important people in your life make sure you get the message that they love you?

*Hopefully you will hear: they say "I love you"; they take care of me and worry about me; they give me birthday presents; they hug and kiss me; they cook food I like; they leave surprise notes for me in different places; they spend time with me.*

How do you make sure people know what you want or what you have to say?

*After all have shared their thoughts:*

*We are now going to move to another space where we will pray and sing. We will remember another special part of the celebration of your Baptism. You will need to use all of your five senses – sight, sound, touch, smell, taste to receive some messages about God. You will need to use your memory too.*

---

## RITUAL EXPERIENCE – AWAKENED TO GRACE

### *Procession (Come)*

The Procession will consist of the following:

- A candidate to carry the Cross
- A candidate to carry the cloth(s)
- A candidate to carry the Bible or Lectionary
- A candidate to carry the candle
- A candidate to carry the Baptismal Register
- A candidate to carry a bowl of water
- A candidate to carry the jug of oil
- A candidate to carry the white garment
- A candidate to carry the Paschal Candle

Leader:

*Ask those selected for the procession to go to the back of the room where someone waits to hand them the objects they will carry.*

*Invite the group to be quiet and wait for a few minutes until there is silence.*

---




---

Presider: In the name of the Father + and of the Son and of the Holy Spirit.

---

All: ***Amen.***

---

Let us pray for the gift of God's Spirit as together we continue our journey to the Table of the Lord.

Loving God, You gather us to celebrate and to give thanks that you have called us by name. Bless these symbols as they help us remember that you are with us.

*One candidate spreads the cloth on the table*

May this table be a sign that we are all one family sharing our life together.

*The Cross bearer holds the cross high and, after the prayer below, places the cross on the table.*

May this cross always be a sign to us of your great love.

*The Book bearer holds the Lectionary (or Bible) high and, after the prayer below, places the book on the table.*

May the Word be rich food for our minds and hearts.

*The Candle bearer holds the candle high, and after the prayer below, places the candle on the table*

May this candle remind us that Jesus our light shows us the way to you.

Presider: *Candidate holds the bowl of water high, and, after the prayer below, places the bowl on the table.*

May this water remind us of our Baptism.

*Candidate holds the jug of oil high, and after the prayer below, places the jug on the table.*

May this oil help us be open to the healing, and strengthening power of God. This we ask through your Son, Jesus our Lord.

*Candidate holds the Baptismal Register high, and after the prayer below, places the Register on the table.*

May this Baptismal Register remind us that we are children of God.

*Candidate holds the White Garment high and places it on the table.*

May this White Garment remind us that Christ is our invisible garment from the moment of our Baptism.

---

*Candidate holds the Paschal Candle high, and after the prayer below, places the candle on the table.*

May this candle remind us that Jesus, our light, shows the way to you.

This we ask through your Son, Jesus our Lord.

---

All: ***Amen.***

---




---

Presider: On the day of your Baptism you were claimed for Christ. As you prepare to celebrate the Sacraments of Confirmation and Eucharist, the Christian community holds you in its heart. Remember that God loves you.

---

### *The Word of God (Listen)*

---

*A team leader leads the group in the Listen song:*

***Listen with your heart*** (action: Point to ears, then place hands crossed over heart)

***Listen to the Good News*** (action: Point to ears and hold out palms of hands)

Leader:

***Hear what God is saying*** (action: Point to ears, then point to sky)

***To you and me*** (action: Point to each other and yourself.)

(Repeat)

---

Proclaimer of the Word: ***Matthew 10:16 – 42***

***The Word of the Lord***

---

All: ***Thanks be to God.***

---

Proclaimer of the Word: *Return the Bible (Lectionary) to its place on the table.*

*After a few minutes of silence, say:*

At our Baptism, after we received our lit candle, our ears and lips were touched, and the family of God prayed: “The Lord Jesus made the deaf hear and the mute speak: May he soon touch your ears to receive his word, and your mouth to proclaim his faith, to the praise and glory of God, the Father.”

Leader:

Turn to the participant beside you and invite that person to stand. Trace the Sign of the Cross on both ears, saying: (Name), your ears have been opened by the grace of God. Hear the words of Christ.

Then trace the Sign of the Cross on the lips, saying: (Name), your lips have been opened by the grace of God. Speak as Christ would speak. Profess the faith you hear for the glory of God.

*Sing or say:*

Blessed be God! O blessed be God!

---

All: ***Blessed be God! O blessed be God!***

*Place your hand on the candle again and say:*

---

Leader: Blessed are you, Lord our God. At the very beginning of all things, You made light for our universe and separated the light from the darkness.

*Sing or say:* Blessed be God! O blessed be God!

---

All: ***Blessed be God! O blessed be God!***

---




---

*Take the Bible or Lectionary and proclaim Philippians 4:4 – 7. When you have finished proclaiming, return the Bible or Lectionary to the table.*

*After a few moments of silence, invite everyone to stand.*

Leader:

Let us give thanks to God, always and for everything, in the name of our Lord Jesus Christ.

*Sing or say:*

Blessed be God! O blessed be God!

All:

***Blessed be God! O blessed be God!***

God our Father, we give you thanks for all your gifts so freely given to us.

Leader:

*Sing or say:*

Blessed be God! O blessed be God!

All:

***Blessed be God! O blessed be God!***

For the beauty and wonder of your creation in earth and sky and sea.

Leader:

*Sing or say:*

Blessed be God! O blessed be God!

All:

***Blessed be God! O blessed be God!***

For all that is filled with Your grace, showing us the light of Christ.

Leader:

*Sing or say:*

Blessed be God! O blessed be God!

All:

***Blessed be God! O blessed be God!***

Leader:

For minds to think and wonder and hearts to love and care. For hands to serve and health and strength to work.

All:

***Blessed be God! O blessed be God!***

And above all, for the greatest gift given to us: Christ Jesus our Lord. To him be praise and glory with you and the Holy Spirit, now and for ever.

Leader:

*Sing or say:*

Blessed be God! O blessed be God!

All:

***Blessed be God! O blessed be God!***



## Getting in Touch with the Experience

### Leader

*Invite everyone to recall what you have done together so far in this session. Ask them to think about the discussion of different kinds of messages and about the ritual. Ask them to remember what they heard and saw.*

*Use the following questions, one at a time, to help the candidates to remember the light ritual. Relax and allow for silence. Encourage everyone to respond, but it is not necessary for everyone to speak.*

### Question:

What did you hear?

*Hopefully you will hear: “N., said my name”; “I am sending you”; “be wise”; “do not worry”; “it is not you who speak”; “tell what I say”; “rejoice”; “the Lord is near”; “pray with thanksgiving”; “peace will guard your hearts and minds”; “your ears have been opened”; “your lips have been opened”; “hear the words of Christ”; “speak as Christ would speak”.*

What did you see?

*Hopefully you will hear: “N., made a Sign of the Cross on everyone’s lips and ears”; “N. was holding the Bible”.*

What did you feel?

*Hopefully you will hear: “N., touched my ears”; “N., touched my mouth”; “I felt nervous.”*

Is there anything else you remember?

*Close this part of the session by singing or saying:*

Leader:	Blessed be God! O blessed be God!
All:	<b>Blessed be God! O blessed be God!</b>

## Refreshments

### Catechesis on the Experience

Leader:	Blessed be God! O blessed be God!
All:	<b>Blessed be God! O blessed be God!</b>

*Everyone should be sitting in silence for a few minutes. Invite the participants to remember their experience of the ritual. Recall the candidates’ comments from before the break, and then ask:*

What message did you receive in our celebration today?

*Hopefully you will hear: “God loves us”; “The community cares about us”; “We do not need to worry”; “God is sending us out”; “God wants us to rejoice”; “The cross is important because it was traced on us”; “God wants us to hear and to speak”.*

*There are no right or wrong answers*



**Question:**

Can you tell us how you received that particular message today? Was it in something someone said, or did, or something you saw, or was it in something else?

*When all who want to have shared, summarize by commenting that God speaks to us in many different ways. God sends us messages through all things that God has created.*

### *Helping the Children Make the Connection with Baptism*

Remind everyone that at the time of their Baptism the Christian community prayed that their ears would be opened to God. Acknowledge that sometimes it is easy, but often it can be difficult to hear God's message. Ask:

**Question:**

Why do you think it can be difficult to recognize God's messages?

*Listen to their responses. Explain that:* God sends messages in different ways and through different people.

*Highlight that:*

God sends messages through the stories in the Bible. At Mass the homily is also a message from God. Prayers and hymns may also be messages from God. God does not rely on just one way to send messages. God also sends us messages through other people. Sometimes we know the people and other times we read or hear about the people and receive messages that way.

*Ask:*

Why do you think the Church, the people of God, prayed that our ears would be opened to God when we were baptized?

*Hopefully you will hear: "So that we would be able to hear God's message".*

*Listen to their responses. Bring out the following:* It is only God who makes us able to recognize God's messages.

*Explain that:* God makes it possible for us to receive messages, but we need to be open to God. There is nothing we can do without God's help. So when someone reads the word of God to us, God is speaking and God is also helping us to hear and understand.

*Ask:* Why do you think the Church, the family of God, prayed that our lips would be opened and we would give glory to God when we were baptized?

*Hopefully you will hear: "So we could tell others about God"; "So we could talk and share God's message"; "So we hear and be open to God's Word through others".*

*Listen to their responses. Explain that:*

We are to speak as Christ would speak. When Jesus spoke, he thanked his Father for all good things. Jesus talked to God about people in need and he talked to the people in need about God. We are called to do the same. We are to tell others about the great things God has done. We are to thank God for the great and wonderful things that have been done.



Often we do not even know that God is helping us. When we pray to God, it is God who helps us to pray. We just need to ask God to help us. But God often helps us without being asked.

Our most important prayer is to thank and praise God, to tell God that we appreciate the gifts we have been given. For some reason people who remember to ask God for things, forget to thank God. When bad things happen we run to God in prayer, but when good things happen we easily forget about God.

We can also pray for others. This is one of the reasons we were anointed at Baptism. This is the work of God's royal, priestly family. Sometimes it may be a little confusing or we may be unsure about how we are to pray or what we need to say to God. God helps us at these times, too.

*Remind the children of the reading from Matthew's gospel where God tells us not to worry about what we are to speak or say. God tells us that the Spirit will lead us. We can remember to begin our prayer by asking the Holy Spirit to help us pray*

### Connecting with Confirmation and Eucharist

*Make the link to Confirmation by bringing out the following:*

During the past weeks we have heard about some gifts of the Holy Spirit. We will delve into these deeper during the next few weeks.

We are Confirmed only once. We are Confirmed for life in the family of God. The family of God lives at the Table of the Lord. That is where we gather and where we show the world who we are. It is at the Table of the Lord that we most strongly show our love and respect for God. It is at the Table of the Lord that God feeds us and the Holy Spirit strengthens us to be a message for the world.

That is why we go to Mass: to praise and thank God for our lives and for Jesus, to be fed and strengthened to grow in Christ, so that we can share Christ's love to others by our words and actions.

### Bringing the Session Home

- Complete at home together "Awakened to Grace" (page 26); "I Can Do It," (page 27); practice the response (page 28); and pray together the prayer on page 29, (*Come Spirit of God Family Book*). Continue the conversation.

### Closing Ritual

Leader:	Blessed be God! O blessed be God!
All:	<b><i>Blessed be God! O blessed be God!</i></b>
Leader:	Who calls you by name
All:	<b><i>Who calls you by name</i></b>
Leader:	Holy and chosen one!
All:	<b><i>Holy and chosen one!</i></b>



Name: \_\_\_\_\_

Date: \_\_\_\_\_

# HOME ASSIGNMENT

*33rd Sunday in Ordinary Time (Year C)*

1. Jesus wants us to be his friends. What are some of the things that you like about your friends?



---

---

---

2. What are some of the things that you think Jesus would want you to do in order to be a good friend to others?

---

---

---

3. Friendship is very important. Draw a picture of you and your friends doing an activity that you enjoy sharing (playing a sport or game together).

A large empty rectangular box with a blue border, intended for a drawing.



# Christ the King Sunday (Year C)

(White Cloth)



**Welcome:** "Good morning boys & girls. Welcome!"

**Announcements:** Make any necessary announcements before the liturgy begins.

**Candles:** Select one child to help light the candles.

**Song:** *Open Our Hearts* (by Christopher Walker)

**First Reading:** "This is a reading from the second book of Samuel." (*Readings may be proclaimed by a parent*)

*The Sunday Book of Readings Adapted for Children, p. 138*

"The Word of the Lord."

**Children:** "Thanks be to God."

**Responsorial Psalm:** **Children's Response:** "To you we sing Alleluia."

Verse 1: "To you, great King of all the Earth, sing alleluia."

Verse 2: "To you, our Lord, our God, and our King, sing alleluia." (*Pause in silence for a moment*)

**Alleluia:** Sing the Alleluia together.



**Gospel:** "This is a reading from the Gospel of Luke."

**Children:** "Glory to you, Lord." (*Three crosses - Lord be in my thoughts, in my words, and in my heart*)

*The Sunday Book of Readings Adapted for Children, p. 139*

"The Gospel of the Lord."

**Children:** "Praise to you, Lord Jesus Christ."

**Dialogue:** "Today is a special day called the Feast of Christ the King. Jesus is our Lord, our God, and our King."

"The first reading tells how David was anointed King of Israel. God said 'You will be the shepherd of my people'. What does a shepherd do?" (**share** - take care of the sheep) "What do you think David does?" (**share** - takes care of the people) "So David was a Shepherd King and the people appointed him the King of Israel."

"The Gospel tells the story of the day that Jesus died. The soldiers made fun of Jesus. They called him King of the Jews. Do you



remember what they wanted him to do?" (**share** - to save himself)  
 "One of the criminals asked Jesus to remember him in heaven and Jesus said they would be together in Paradise."

"Jesus is our leader, our king. What does a king do?" (**share** - takes care of his people, leads his people) "Jesus is the king of kings because he is the Son of God. Jesus is also our king because of what he did. Jesus gave his life for us. Because he gave his life we can now have eternal life, we will live with Jesus in heaven forever."

"A king has a kingdom, a place where he rules. Where is Jesus' kingdom here on earth?" (**share** - with us, inside us, in our hearts, in Church) "Jesus wants his kingdom to be beautiful. How can we make his kingdom beautiful?" (**share** - be kind, helpful, thoughtful, caring to others) "A king rules a country, Jesus wants to rule us and our hearts and make them places of love and peace."

"Just like David, Jesus has also been called our Shepherd. Jesus is our Shepherd King, someone who cares for us and will take care of us always. Today we celebrate Jesus Christ, the King! This week, let's try to live like the sheep of Jesus, obeying our Shepherd King."

#### Intentions:



"Let us pray: (*The intentions may be read by the children*)

That Jesus will be king of our hearts always, we pray to the Lord.

**Children:** "Lord, hear our prayer."

That we ask Jesus to help us be forgiving, we pray to the Lord.

**Children:** "Lord, hear our prayer."

Encourage the children to share their own intentions.

#### Hymn:

Choose from *Catholic Book of Worship III*, your parish hymnal, or other sourced song book. Be sure it is related to the theme of today.

#### Closing:

Discuss the Home Assignment and select readers for the following week; all parents should be encouraged to read next week's readings with their children.



Name: \_\_\_\_\_

Date: \_\_\_\_\_



1. David was King of Israel. Jesus was Christ the King. What do you think are the characteristics of a good king?




---



---



---

2. If you could become a king of a country, what are some of the things that you would do for your people?

---



---



---

3. Draw a picture of Jesus, the Shepherd King. Draw some of his people around him.



# Our Faith Journey Year 2 Cycle C/A Scope and Sequence Review Chart

THE LITURGICAL SEASON OF ORDINARY TIME: 24<sup>TH</sup> – CHRIST THE KING SUNDAY (CYCLE C)

Catechetical Focus	Scriptural References	Knowledge and Understanding: (Cognitive Level)	Skills: (Practical Level)	Values and Attitudes: (Affective Level)	Lectionary Readings Cycle C
<b>The Holy Spirit, the Giver of Life draws us to Christ</b>		<i>The child knows...</i>	<i>The child can...</i>	<i>The child...</i>	
To enable the children to know, celebrate and live the mystery of the Trinity made alive in us by the power of the Holy Spirit who brings Jesus into the lives of the children by the sacraments	<b>Jn 14:15-29</b> <i>I will not leave you orphaned</i>	That Jesus promised to make the Spirit present to us	Recognize the active presence of someone who is absent	Pray to the Holy Spirit and ask for guidance in times of need	Gospel (24 <sup>th</sup> Sunday Ordinary Time) Lk 15:1-10 (25 <sup>th</sup> ) Lk 16:10-13 (26 <sup>th</sup> ) Lk 16:19-31 (27 <sup>th</sup> ) Lk 17:5-6 (28 <sup>th</sup> ) Lk 17:11-19 (29 <sup>th</sup> ) Lk 18:1-8 (30 <sup>th</sup> ) Lk 18-9-14 (31 <sup>st</sup> ) Lk 19:1-10 (32 <sup>nd</sup> ) Lk 20:27-38 (33 <sup>rd</sup> ) Lk 21:7-19
Prepare the children to encounter the Lord Jesus	<b>Jn 14: 15-29</b> <i>But ...the Holy Spirit, whom the Father will send in my name, will teach you everything, and remind you of all that I have said to you.</i>	That the Holy Spirit, the Giver of Life is present in our liturgical celebrations	Participate in a celebration of the Word honouring the Holy Spirit	Feel the presence of the Holy Spirit	
Unite the children to the life and mission of Christ	<b>Mt 28:20</b> <i>I am with you always</i>	That the Holy Spirit will guide our actions	Call on the Holy Spirit for help	Wants to reach out and give to others	
Sends the Church/the children forth in Christ		That the Holy Spirit helps us reach out to others	Pray to the Holy Spirit	Is grateful for the people who are part of his or her community	
		Prayer to God as important for being a part of a community	Participate in celebrations and rituals of the Christian community - especially Sunday worship	Works and plays with others with joy	
			Give to others		(Christ the King) Lk 23:35-47





# Our Faith Journey

Advent Season  
Christmas Season

## LESSON PLANS YEAR TWO 2nd – 8th Sundays in Ordinary Time Year A







# The Liturgical Season of Advent/Christmas (Cycle A)

## MAKING THE CONNECTION

The Sunday Readings for Cycle A, for the liturgical season of Advent and Christmas, and the expectations covered in the *Criteria for Catechesis* for children age eight serve as a guide in the lessons presented. We continue to guide children to know, contemplate, celebrate and live the love of the Trinity by understanding that Jesus reveals the Holy Spirit who we receive in Baptism, and who calls us continually to grow close to God. Catechists continue to help children make the connection between the Gospel message and their lives. The following themes should be covered:

### Catechetical Outcomes

- Reinforce desired outcomes identified in the matrix that emphasize the catechetical focus (the Holy Spirit, the Giver of Life draws us to Christ)
  - \* Students will explore the notion of hope
  - \* Learn about the Advent/Christmas/Epiphany cycle through scriptural stories
  - \* Celebrate the Holy Spirit as the One who came to Isaiah, John the Baptist, Mary and Joseph
  - \* Present the ministry of Jesus in the power of the Holy Spirit as a growing light in the darkness
- They will be able to explain the meaning of passages of Scripture:
  - » *The people who walked in darkness have seen a great light*
  - » *The story of John the Baptist: hope in a time of darkness*
  - » *The story of the birth of Jesus at night*
  - » *The visit of the Magi to Jesus, guided by a star*
  - » *He will baptize you with the Holy Spirit*

### Cognitive/Practical and Affective Outcomes

- The children will KNOW
  - \* The narratives of Isaiah, John the Baptist and Mary
  - \* Rituals celebrated during the time of Advent and Christmas
  - \* The responses to the Angeles
  - \* The Holy Spirit prompts us to give to the needy
  - \* The Holy Spirit is at work everywhere to make light where there is darkness
  - \* The Holy Spirit is present at all points in Jesus' birth and life
- The children will be able to DO the following
  - \* Grasp the meaning of hope in the midst of darkness
  - \* Understand some of the symbols and prepare the rituals of Advent, Christmas and Ordinary Time
  - \* Participate in group activities being sensitive to others when things are difficult
  - \* Participate with their families in actions of sharing with others



- The children should demonstrate the following VALUES and ATTITUDES
  - \* Appreciate this season as a time of light and hope in darkness
  - \* Appreciate the ministry of Jesus, in the power of the Holy Spirit, as a growing light in the darkness
  - \* Hope in spite of difficult times
  - \* A sense of the meaning of the prayers of the liturgical seasons of Advent and Christmas

### Specific Lectionary Based Outcomes

- (1st Sunday of Advent) We do not know when we will be called back to God; we must be ready at all times to meet Him
- (1st) Advent is a time of conversion or trying to grow closer to God
- (2nd) John the Baptist's message is about changing one's heart
- (2nd) We are called to follow Jesus having been baptized with the Holy Spirit
- (3rd) Jesus tells his disciples that John the Baptist was a prophet who was to prepare the world for His coming
- (3rd) Jesus, tells the disciples that he is the Messiah they were waiting for
- (4th) Jesus was born of the Virgin Mary, through the power of the Holy Spirit
- (4th) Joseph followed God's plan for him and took Mary and the child Jesus into his care
- (4th) Emmanuel means "God is with us"
- The Christmas season is a season for family and for coming together as a community
- (Christmas) The word Incarnation is used to explain that God became one of us, in Jesus
- (Christmas) Jesus was born over 2,000 years ago into the same world as you and I
- (Holy Family) Joseph took Mary and Jesus to Egypt to keep his family safe
- The shepherds followed a bright star to Bethlehem and found Mary and Joseph with the child in a manger (Mary, the Holy Mother of God)
- When we pray the Hail Mary, we ask God's Mother to be with us always
- (Epiphany) God's light shone in the East and brought visitors from afar to see this manifestation of God's love
- (Baptism of the Lord) Jesus was baptized by John and the Spirit of God came upon him in the form of a dove
- When we pray the Creed at mass we express our belief in God the Father, Son and Holy Spirit.
- (2nd Sunday Ordinary Time) Jesus is called the Lamb of God because of his gentleness and innocence
- (3rd) We are called just as the early disciples of Jesus were called to help people know and love God
- (4th) Jesus tells us what our attitude must be if we want to be happy
- (5th) Jesus reminds us that we are to be a light for others to see by the good works we do



- (6th) Jesus wants us to live by the spirit of the law rather than the letter of the law
- (7th) We must be loving and kind because God is loving and kind
- (8th) God is the creator of all and will care for all. We shouldn't worry needlessly
- (9th) Jesus insists that just talking isn't enough; heaven is for those who do the will of God



# 1st Sunday in Advent (Year A)

## (Violet Cloth)



**Welcome:** "Good morning boys & girls. Welcome!"

**Announcements:** Make any necessary announcements before the liturgy begins.

**Candles:** Select one child to help light the candles.

**Song:** *Open Our Hearts* (by Christopher Walker)

**First Reading:** "This is a reading from the prophet Isaiah." (*Readings may be proclaimed by a parent*)

*The Sunday Book of Readings Adapted for Children, p. 2*

"The Word of the Lord."

**Children:** "Thanks be to God."

**Responsorial Psalm:** **Children's Response:** "We give praise to the Lord in the House of our God."

Verse 1: "I was glad when they said: 'Let us go to God's house'."

Verse 2: "It is here that we find peace for our families and friends."  
(*Pause in silence for a moment*)

**Alleluia:** Sing the Alleluia together.



**Gospel:** "This is a reading from the Gospel of Matthew."

**Children:** "Glory to you, Lord." (*Three crosses - Lord be in my thoughts, in my words, and in my heart*)

*The Sunday Book of Readings Adapted for Children, p. 3*

"The Gospel of the Lord."

**Children:** "Praise to you, Lord Jesus Christ."

**Dialogue:** "Do you know what we'll celebrate in four weeks?" (**share** - Christmas)  
"What is Christmas all about?" (**share** - the birth of Jesus) "Do you celebrate your birthday? Why?" (**share** - it's a special day just for you) "Your family was so happy when you were born. Every year we remember that day because you are so special. Just like you celebrate your day of birth, we celebrate the birth of Jesus. We call that day Christmas."

"Advent is the time before Christmas, a waiting time, a preparation time...getting ready for the birth of Jesus."



"The first reading tells about a time when we will all live in peace. Do you remember what will happen to the weapons - the swords and spears?" (**share** - they will turn into tools for farming and pruning)  
 "Where do you think we will find peace on earth?" (**share** - in our hearts, in our families, in our communities) Ultimately, we will find peace when we leave this earth, to be with God in heaven.

"In the Gospel we are told to be ready to welcome Jesus. How do you think we can be ready?" (**share** - living like Jesus would want us to)  
 "What would you want to be doing when Jesus comes?" (**share** - being nice, kind, doing good things)

"What would you NOT want to be doing when Jesus comes?" (**share** - being mean, selfish, not complaining) "How would you feel if you were fighting with someone or doing something mean when Jesus came?" (**share** - embarrassed, ashamed, sorry) "We don't know when Jesus will come exactly, so we need to be prepared to meet him when he does come by living kind, peaceful lives. So, that means living each day as if it is a day we are going to meet Jesus."

#### Intentions:



"Let us pray: (*The intentions may be read by the children*)  
 That we get our hearts ready for Jesus' birth, we pray to the Lord.  
**Children:** "Lord, hear our prayer."  
 That we will be generous and help others, we pray to the Lord.  
**Children:** "Lord, hear our prayer."  
 Encourage the children to share their own intentions

#### Hymn:

Choose from *Catholic Book of Worship III*, your parish hymnal, or other sourced song book. Be sure it is related to the theme of today.

#### Closing:

Discuss the Home Assignment and select readers for the following week; all parents should be encouraged to read next week's readings with their children.



Name: \_\_\_\_\_

Date: \_\_\_\_\_

# HOME ASSIGNMENT

*1st Sunday in Advent (Year A)*



1. The 1<sup>st</sup> Sunday of Advent means that there are four weeks to prepare for the birth of Jesus. What do you do to prepare for Christmas?

---



---



---

2. As we prepare for the coming of Jesus, what are some of the things that you would like to be doing when Jesus arrives?

---



---



---

3. Draw a picture of what you would like to be doing when Jesus comes.



# Rite of Acceptance into the Order of Catechumens

## CHILDREN

### *Receiving the Candidate*

*Enquirers together with their sponsors will gather in the foyer of the Church.*

*The Presider will invite the Community to stand and face the foyer for the beginning of the Rite and will welcome them.*

Presider:	(Name) what do you want to become?
Candidates:	<i>A Christian.</i>
Presider:	Why do you want to become a Christian?
Candidates:	<i>Because I believe in Christ.</i>
Presider:	What do you gain by believing in Christ?
Candidates:	<i>Eternal life.</i>
Presider:	Since you already believe in Christ and want us to prepare you for baptism, we welcome you joyfully into our Christian family, where you will come to know Christ better day by day. Together with us you will try to live as children of God, for our Lord has taught us: “Love God with all your heart and love one another as I have loved you.”

### *Affirmation by the Parents*

Presider:	Parents, your child has asked to be prepared for baptism. Do you consent to his/her request?
Parents:	<i>We do.</i>
Presider:	Parents, are you willing to do your part in his/her preparation for baptism?
Parents:	<i>We are.</i>

### *Affirmation by the Parents and Sponsors, and the Assembly*

	<i>(to sponsors)</i>
Presider:	(Name), has set out on the road to baptism. She/he will need the support of our faith and love. Are you, parents, sponsors and members of this faith community ready to give that help?
Sponsors/All:	<i>We are.</i>
Presider:	God of mercy, we thank you for your servant (Name). You have sought and summoned him/her in many ways and he/she has turned to seek you. You have called him/her today and he/she has answered in our presence;  We praise you Lord, and we bless you.
Choir:	<i>We stand with you, we pray for you, O holy child of God (sung)</i>



*All will be part of the procession. The Catechumen, together with his /her sponsors will go directly to the foot of the Sanctuary. They and their sponsors will stand sideways. The Presider invites the congregation to be seated.*

### *Signing of the other Sense*

*While the prayers are being said the sponsor will sign the candidate's senses.*

---

	<i>(While the ears are being signed)</i>
	Receive the sign of the cross on your ears, so that you may hear the voice of the Lord.
	<i>(While the eyes are being signed)</i>
	Receive the sign of the cross on your eyes so that you may see the glory of God.
	<i>(While the lips are being signed)</i>
Presider:	Receive the sign of the cross on your lips so that you may respond to the Word of God.
	<i>(While the breast is being signed)</i>
	Receive the sign of the cross over your heart, so that Christ may dwell there by faith.
	<i>(While the shoulders are being signed)</i>
	Receive the sign of the cross on your shoulders, so that you may bear the gentle yoke of Christ
	I sign you with the sign of eternal life + in the name of the Father, and of the Son and of the Holy Spirit.
All:	<i>Amen.</i>
	<i>Invites all to return to their seats</i>
Presider:	Penitential Rite Opening Prayer
	<i>(Sends forth the children for their own Liturgy of the Word)</i>
Liturgy of the Word	First Reading Responsorial Psalm Second Reading Gospel Acclamation Gospel Homily
	<i>With hands outstretched over the Catechumen(s)</i>
	Let us pray.
Presider:	God of all creation, we ask you to look favorably on your servant(s) (Name). Make him/her/ them fervent in spirit, joyful in hope, and always ready to serve your name.
	Lead him/her/them, Lord, to the baptism of new birth, so that, living a fruitful life in the company of your faithful, he/she/they may receive the eternal reward that you promise.
	We ask this in the name of Jesus the Lord.

---






---

All:	<i>Amen.</i>
Presider:	<i>Invites the assembly to raise their hands in blessing</i>
	Catechumens, go in peace to reflect on God's Word, and may the Lord remain with you always.
Catechumens:	<i>Thanks be to God.</i>

---

### *Creed*

*The Order of Mass continues*

### *The Rite of Welcoming*

*For those already baptized*

*The Catechist will call Candidates to come forward together with their parents and sponsors.*

---

Presider:	My friends, what do you ask of God's Church?
Candidates:	<i>To come closer to Jesus.</i>
	God has called you to new birth by water and the Holy Spirit.
	By your baptism into the death and resurrection of Christ you have been given the promise of eternal life. Eternal life comes from knowing God, and Jesus Christ whom he sent to save us, Jesus suffered and died for us, and was raised in glory to be our Lord.
Presider:	If you wish to follow Jesus more closely as a member of his Church, you must come to the fullness of truth and put on the mind of Christ. You must seek to model your love on His, and to obey the teaching of his Gospel: Love God with all your heart and strength, and love your neighbor as Christ has loved us.
	Are you prepared to deepen the mystery of your baptism, and join us in a life of prayer and service in union with Christ our Saviour?
Candidates:	<i>We are.</i>

---

### *Affirmation by the Sponsor and the Assembly*

---

	Friends,
Presider:	You have presented these candidates to this community of (Name). Are you ready to walk with them and help them as they continue to prepare to be received into the full communion of the Catholic Church?
Sponsors:	<i>We are.</i>
	<i>To the community</i>
Presider:	As members of our community of faith, are you ready to help all these candidates by your love, prayers and example?
Sponsors:	<i>We are.</i>

---




---

	Merciful Father,
Presider:	We thank you for these your servants whom you have consecrated in baptism. You have called them to deepen their faith and they have answered in the presence of your people. All praise is yours, Lord, for ever and ever.
	Amen.
Choir:	<i>Glory and praise to you, Lord Jesus Christ (sung)</i>

---

### *Signing of the Candidates*

---

	Candidates for Confirmation and First Communion, receive again the sign of your life in Christ. <i>(The sign of the cross is traced on the foreheads of the Candidates)</i>
Presider:	(Name), receive the cross of our Saviour as a reminder of your share in the death and resurrection of Christ. May you be strengthened by this sign and come to the banquet of Christ's sacrifice.
	Amen.

---



## 2nd Sunday in Advent (Year A)

(Violet Cloth)



**Welcome:** "Good morning boys & girls. Welcome!"

**Announcements:** Make any necessary announcements before the liturgy begins.

**Candles:** Select one child to help light the candles.

**Song:** *Open Our Hearts* (by Christopher Walker)

**First Reading:** "This is a reading from the prophet Isaiah." (*Readings can be done by a parent*)

*The Sunday Book of Readings Adapted for Children, p. 4*

"The Word of the Lord."

**Children:** "Thanks be to God."

**Responsorial Psalm:** **Children's Response:** "For all that you do we worship you."

Verse 1: "You will bring justice and peace."

Verse 2: "You save the weak and the poor."

Verse 3: "We praise the good that you do."

Verse 4: "People will know of your name."

(*Pause in silence for a moment*)

**Alleluia:** Sing the Alleluia together.



**Gospel:** "This is a reading from the Gospel of Matthew."

**Children:** "Glory to you, Lord." (*Three crosses - Lord be in my thoughts, in my words, and in my heart*)

*The Sunday Book of Readings Adapted for Children, p. 5*

"The Gospel of the Lord."

**Children:** "Praise to you, Lord Jesus Christ."

**Dialogue:** "This is the 2<sup>nd</sup> Sunday of Advent. Do you remember what Advent is all about?" (**share** - preparing for the birth of Jesus; getting ready)  
 "The first reading speaks about the coming of a child with special abilities. Do you remember what any of these are?" (**share** - wisdom, understanding, strength, truth, knowledge, judge with justice and fairness) "Who is this special child going to be?" (**share** - Jesus)



"The prophet Isaiah said the animals will get along: wolf and lamb, leopard and goat, bear and lion. Would you normally expect these animals to get along?" (**share** - no) "Do you think Jesus would want just the animals to live in peace? Who else would he want to live in peace?" (**share** - people)

"In the Gospel today, John the Baptist was also trying to encourage people to live peacefully and justly. John was the cousin of Jesus. Do you have cousins?" (**share**) "John was a very special person. He told people about Jesus. He told them how to get ready for Jesus. He told them to turn away from doing unkind things and to do good things. What do you think John would like you to do?" (**share** - be kind, share, help, be nice to those in trouble)

"When your parents tell you to go to bed, to clean up your room, to empty the garbage, etc., do you sometimes say 'no' or 'I don't want to'?" (**share**) "So now in this special time we call Advent, we'll really have to try to say 'yes' even when it is difficult. It is really important to always try to do our best. Advent is a time that reminds us to make even more effort in doing our best. John the Baptist encouraged people to change their lives - to live more justly. We want to be doing our best when Jesus comes. Let's really try to be aware of this during this coming week."

#### Intentions:



"Let us pray: (*the intentions can be read by the children*)

That we always try to do good things, we pray to the Lord.

**Children:** "Lord, hear our prayer."

That we say 'yes' to the things God wants us to do, we pray to the Lord.

**Children:** "Lord, hear our prayer."

Encourage the children to share their own intentions.

#### Hymn:

Choose from *Catholic Book of Worship III*, your parish hymnal, or other sourced song book. Be sure it is related to the theme of today.

#### Closing:

Discuss the Home Assignment and select readers for the following week; all parents should be encouraged to read next week's readings with their children.



Name: \_\_\_\_\_

Date: \_\_\_\_\_

# HOME ASSIGNMENT

*2nd Sunday in Advent (Year A)*

1. John baptized people in the Jordan River. Ask your parents about your Baptism and write a few sentences about where and when it took place and who was there.

---

---

---

2. As Christmas approaches, what are you doing to prepare for Jesus' birth?

---

---

---

3. Draw a picture of the wolf living with the lamb, or the leopard and the goat eating together, or the bear and the lion at peace.

A large, empty rectangular box with a blue border, intended for the student to draw a picture related to the third question.



## 3rd Sunday in Advent (Year A)

### (Violet Cloth)



**Welcome:** "Good morning boys & girls. Welcome!"

**Announcements:** Make any necessary announcements before the liturgy begins.

**Candles:** Select one child to help light the candles.

**Song:** *Open Our Hearts* (by Christopher Walker)

**Sign of the Cross:** Lead the children in making the Sign of the Cross.

**First Reading:** "This is a reading from the prophet Isaiah." (*Readings may be proclaimed by a parent*)

*The Sunday Book of Readings Adapted for Children, p. 6*

"The Word of the Lord."

**Children:** "Thanks be to God."

**Responsorial Psalm:** **Children's Response:** "For all that you do we worship you."

Verse 1: "You come like rain to the earth."

Verse 2: "You will bring justice and peace."

Verse 3: "You save the weak and the poor."

Verse 4: "You give us blessings and joy."

(*Pause in silence for a moment*)

**Alleluia:** Sing the Alleluia together.



**Gospel:** "This is a reading from the Gospel of Matthew."

**Children:** "Glory to you, Lord." (*Three crosses - Lord be in my thoughts, in my words, and in my heart*)

*The Sunday Book of Readings Adapted for Children, p. 7*

"The Gospel of the Lord."

**Children:** "Praise to you, Lord Jesus Christ."

**Dialogue:** "This is the 3<sup>rd</sup> Sunday of Advent. What signs of Christmas do you see on the streets and in the stores?" (**share** - lights and decorations on buildings, signs in stores, crowds in stores, etc.)  
"These are all signs that Jesus is coming."

"In the first reading, the people of Israel wanted to know what signs to watch out for, too. Isaiah said 'the desert will be glad, the dry lands will



be filled with flowers'. There won't be Christmas lights hanging when Jesus is born, so the people are wondering what sights they will see that will tell them Jesus is coming. Do you remember what Isaiah said will happen to the people?" (**share** - blind will see, deaf will hear, crippled will jump, those who can't talk will sing)

"In the Gospel, John the Baptist was in prison. He wondered if Jesus was the one they had been waiting for. So he sent messengers to Jesus. Do you remember what they asked him?" (**share** - are you the one?) "Did Jesus answer yes or no?" (**share** - Jesus didn't give an answer, he told them to tell what they had seen and heard) "What were the signs that Jesus was the one?" (**share** - blind could see, deaf could hear, crippled could walk, lepers were cured, dead were raised to new life)

"Do we ever see these types of signs now?" (**share**) "Are there times when someone is ill and they get cured? Or when someone is injured and then gets up and walks? Or when someone is sad and then experiences joy?" (**share** - allow children to share stories) "There are signs all around us that Jesus is near. As we wait for the birth of Jesus at Christmas, we need to be aware of the signs of him and the signs of his coming. We need to be ready for the coming of Jesus."

#### Intentions:



"Let us pray: (*The intentions may be read by the children*)

That we will watch for the signs of Jesus' coming, we pray to the Lord.

**Children:** "Lord, hear our prayer."

That we will be ready when Jesus comes, we pray to the Lord.

**Children:** "Lord, hear our prayer."

Encourage the children to share their own intentions.

#### Hymn:

Choose from *Catholic Book of Worship III*, your parish hymnal, or other sourced song book. Be sure it is related to the theme of today.

#### Closing:

Discuss the Home Assignment and select readers for the following week; all parents should be encouraged to read next week's readings with their children.



Name: \_\_\_\_\_

Date: \_\_\_\_\_

# HOME ASSIGNMENT

*3rd Sunday in Advent (Year A)*



1. What were the signs that Jesus was "the one we have been waiting for"? What special things had Jesus done?

---



---



---

2. What are the signs in your house that Jesus is coming? What have you done in your house to prepare for the birth of Jesus?

---



---



---

3. Draw a picture of how the streets and stores look as Christmas is approaching.





## 4th Sunday in Advent (Year A)

(Violet Cloth)



**Welcome:** "Good morning boys & girls. Welcome!"

**Announcements:** Make any necessary announcements before the liturgy begins.

**Candles:** Select one child to help light the candles.

**Song:** *Open Our Hearts* (by Christopher Walker)

**First Reading:** "This is a reading from the prophet Isaiah." (*Readings may be proclaimed by a parent*)

*The Sunday Book of Readings Adapted for Children, p. 8*

"The Word of the Lord."

**Children:** "Thanks be to God."

**Responsorial Psalm:** **Children's Response:** "Shine on us and we shall be saved."

Verse 1: "God our Shepherd, let your face shine on us."

Verse 2: "God our Lord, let your face shine on us."

(Pause in silence for a moment)

**Alleluia:** Sing the Alleluia together.



**Gospel:** "This is a reading from the Gospel of Matthew."

**Children:** "Glory to you, Lord." (*Three crosses - Lord be in my thoughts, in my words, and in my heart*)

*The Sunday Book of Readings Adapted for Children, p. 9*

"The Gospel of the Lord."

**Children:** "Praise to you, Lord Jesus Christ."

**Dialogue:** "This is the 4<sup>th</sup> Sunday of Advent. That means Christmas, the Birth of Jesus, is just about here!"

"In the first reading we hear about Ahaz. Ahaz was the king of Judah. King Ahaz was worried because Judah was being threatened by Syria and Israel. Isaiah told Ahaz that God would give him a sign that things would be fine. Do you remember what that sign was?" (**share** - birth of a child) "Who do you think this child was?" (**share** - Jesus)



"In the Gospel, we hear the story about Mary and Joseph. They weren't married yet and Joseph found out that Mary was going to have a baby. The Holy Spirit made it possible for Mary to have a baby. But because Joseph wasn't the father, he decided to break off the engagement with Mary and not marry her."

"Do you remember what happened to Joseph?" (**share** - an angel came to Joseph in a dream) "What did the angel tell Joseph in his dream?" (**share** - take Mary as your wife) "What did Joseph do?" (**share** - he took Mary into his home as his wife) "It was difficult for Joseph just to agree with what the angel had said. Why do you think it might have been hard for Joseph?" (**share** - he had to have faith, he had to believe in God, he had to believe in the Holy Spirit)

"Sometimes it is difficult for us to say yes to others, too. During this last week of Advent, we also want to say 'yes' to what God wants us to do. What do you think God wants us to do?" (**share** - think of others, be kind, etc.) "We have only a few more days until Christmas. We spend time getting ready for the presents, the food, the special dinner, and time with family and friends. We are also getting ready for the birth of Jesus. It is a very special time of the year. You will be very excited in the next few days. Remember to think about Jesus as you are getting ready for Christmas."

#### Intentions:



"Let us pray: (*The intentions may be read by the children*)

That we try to do whatever God asks of us, we pray to the Lord.

**Children:** "Lord, hear our prayer."

That we thank God for our family, we pray to the Lord.

**Children:** "Lord, hear our prayer."

Encourage the children to share their own intentions

#### Hymn:

Choose from *Catholic Book of Worship III*, your parish hymnal, or other sourced song book. Be sure it is related to the theme of today.

#### Closing:

Discuss the Home Assignment and select readers for the following week; all parents should be encouraged to read next week's readings with their children.



Name: \_\_\_\_\_

Date: \_\_\_\_\_

# HOME ASSIGNMENT

*4th Sunday in Advent (Year A)*

1. We will be celebrating the birth of Jesus in a few days. What are you most looking forward to regarding the Birth of Jesus?

---

---

---

2. Joseph was told in a dream to take Mary as his wife. If an angel came to you in a dream, would you listen and do what the angel said?

---

---

---

3. Draw a picture of Joseph sleeping and the angel coming to him in a dream telling him to take Mary as his wife.

A large, empty rectangular box with a blue border, intended for a drawing of Joseph sleeping and an angel appearing to him in a dream.



# Our Faith Journey

Preparing Young Children for  
Celebrating the Sacraments

## LESSON PLANS YEAR TWO

January – June 2017

Cycle C – A



DEVELOPED BY THE BISHOP'S ADVISORY COMMITTEE FOR CHILDREN'S  
CATECHESIS

Roman Catholic Diocese of Victoria



# Table of Contents

Mary Mother of God (Year A) .....	166
Epiphany (Year A) .....	169
Ritual Session 10 (2nd Sunday in Ordinary Time).....	172
Ritual Session 11 (3rd Sunday in Ordinary Time) .....	179
4th Sunday in Ordinary Time (Cycle A).....	186
5th Sunday in Ordinary Time (Cycle A).....	189
6th Sunday in Ordinary Time (Cycle A).....	192
7th Sunday in Ordinary Time (Cycle A).....	195
8th Sunday in Ordinary Time (Cycle A).....	198
Ritual Session 12 (8th Sunday in Ordinary Time) .....	200
Year 2 Cycle C/A Scope and Sequence Review Chart .....	205
The Liturgical Season of Advent / Christmas(Year A).....	205
The Liturgical Season of Lent (Year A) .....	207
Ritual Session 13 (1st Sunday of Lent) .....	209
Preparation Session (2nd Sunday of Lent) .....	211
Ritual Session 14 (3rd Sunday of Lent).....	214
Ritual Session 15 (4th Sunday of Lent).....	217
Ritual Session 16 (5th Sunday of Lent).....	224
Passion / Palm Sunday (Year A) .....	231
Rite of Anointing with the Oil of the Catechumens .....	234
Year 2 Cycle C/A Scope and Sequence Review Chart .....	237
The Liturgical Season of Lent(Cycle A) .....	237
The Liturgical Season of Easter.....	239
Easter Sunday (Year A) .....	241
Ritual Session 17 (2nd Sunday of Easter) .....	244



3rd Sunday of Easter (Year A) .....	252
<b>Ritual Session 18 (3rd Sunday of Easter) .....</b>	<b>254</b>
4th Sunday of Easter (Year A) .....	261
5th Sunday of Easter (Year A) .....	264
6th Sunday of Easter (Year A) .....	267
Ascension Sunday (Year A) .....	270
Pentecost Sunday (Year A).....	273
<b>Year 2 Cycle C/A Scope and Sequence Review Chart .....</b>	<b>276</b>
<b>The Liturgical Season of Easter: Easter Sunday – Pentecost (Year A).....</b>	<b>276</b>
<b>Feasts of the Lord and Sundays in Ordinary Time: Trinity to 23rd Sunday (Year A)...</b>	<b>277</b>
Trinity Sunday (Year A) .....	279
Body and Blood of Christ (Year A).....	282
<b>Scope and Sequence Review Chart Year 2 Cycle C/A. ....</b>	<b>285</b>



## Mary Mother of God (Year A)

(White Cloth)



**Welcome:** "Good morning boys & girls. Welcome!"

**Announcements:** Make any necessary announcements before the liturgy begins.

**Candles:** Select one child to help light the candles.

**Song:** *Open Our Hearts* (by Christopher Walker)

**Sign of the Cross:** Lead the children in making the Sign of the Cross.

**First Reading:** "This is a reading from the prophet Isaiah."  
*(Readings may be proclaimed by a parent)*  
*The Sunday Book of Readings Adapted for Children, p. 14*  
 "The Word of the Lord."  
**Children:** "Thanks be to God."

**Response:** **Children Repeat:** "May God bless and keep you; may God's face shine on you." "May God be kind to you and give you peace."  
*(Pause in silence for a moment)*

**Alleluia:** Sing the Alleluia together.



**Gospel:** "This is a reading from the Gospel of Luke."  
**Children:** "Glory to you, Lord." *(Three crosses - Lord be in my thoughts, in my words, and in my heart)*  
*The Sunday Book of Readings Adapted for Children, p. 16*  
 "The Gospel of the Lord."  
**Children:** "Praise to you, Lord Jesus Christ."

**Dialogue:** "What does it feel like when a friend calls us by our name? Is it different than someone just saying "hi" or "come here" to us? (**share** - It feels special when we hear our name; when we are called by our name). Do you know that each name has a special meaning? (**share** - Sarah comes from the language Jesus spoke and means "princess" ; Matthew means "gift of God"; Melissa comes from the Greek language and means "honey bee"). Would anyone like to share what





their name means? In the past people named their children for who they were or for their some special quality that they had. In the Old Testament, in the times of our first reading today, people's names often told about their special task in life or some special event that happened when they were born. In our first reading God speaks to Moses, Moses' name means "I drew you from the water", because Moses was saved from being drowned by his mother who put him in a basket that floated down the river Nile and was picked up by the King of the Egypt's daughter who cared for him. He grew up to be the leader of his people.

In the Gospel today we learn that Mary and Joseph take the baby Jesus to the Temple and give him the name the Angel Gabriel told Mary to call him - Jesus, which means "Saviour" a saviour is one who saves people from danger. So Jesus does what his name means, he "saves us" from danger and is always with us to help us. This week when we pray let us thank Jesus for always taking care of us, and let us remember to call Jesus' name whenever we need his help.

### Intentions:



"Let us pray: *(The intentions may be read by the children)*

For the gifts and good times we shared during the Christmas season, we pray to the Lord.

**Children:** "Lord, hear our prayer."

For family and friends, we pray to the Lord.

**Children:** "Lord, hear our prayer."

For Jesus our friend who loves us and helps us and calls us by name

**Children:** "Lord, hear our prayer."

Encourage the children to share their own intentions.

### Song:

Choose from *Catholic Book of Worship III*, your parish hymnal, or other sourced song book. Be sure it is related to the theme of today.

### Closing:

Discuss the Home Assignment and select readers for the following week; all parents should be encouraged to read next week's readings with their children.





Name: \_\_\_\_\_

Date: \_\_\_\_\_

# HOME ASSIGNMENT

*Mary Mother of God*

1. In the first reading, God gives Moses words of blessing for Aaron and the priests to use. To bless means to ask God to care for or help someone. What is so special about saying words like these?

---

---

---

2. What does the name "Jesus" mean?

---

---

---

3. Draw a picture of Mary and Joseph bringing baby Jesus to the Temple to be named.

A large, empty rectangular box with a blue border, intended for a drawing of Mary and Joseph bringing baby Jesus to the Temple.



## Epiphany (Year A)

(White Cloth)



**Welcome:** "Good morning boys & girls. Welcome!"

**Announcements:** Make any necessary announcements before the liturgy begins.

**Candles:** Select one child to help light the candles.

**Song:** *Open Our Hearts* (by Christopher Walker)

**Sign of the Cross:** Lead the children in making the Sign of the Cross.

**First Reading:** "This is a reading from the prophet Isaiah."

*(Readings may be proclaimed by a parent)*

*The Sunday Book of Readings Adapted for Children, p. 16*

"The Word of the Lord."

**Children:** "Thanks be to God."

**Responsorial Psalm:** **Children's Response:** "All the nations of the earth, rejoice to hear of the Saviour's birth!"

Verse 1: "Proclaim salvation! God has done wonders."

Verse 2: "Proclaim salvation! God's wonders are done for the earth."

*(Pause in silence for a moment)*

**Alleluia:** Sing the Alleluia together.



**Gospel:** "This is a reading from the Gospel of Matthew."

**Children:** "Glory to you, Lord." *(Three crosses - Lord be in my thoughts, in my words, and in my heart)*

*The Sunday Book of Readings Adapted for Children, p. 16*

"The Gospel of the Lord."

**Children:** "Praise to you, Lord Jesus Christ."

**Dialogue:** "The birth of Jesus is the manifestation, the epiphany, of God in the world. God loved us so much that he sent his only Son to earth to help us."

"In the first reading, what has come to the world?" (**share** - light)

"There are often symbols of light associated with church, Christmas



and the birth of Jesus. What symbols come to mind?" (**share** - the star on the manger, Christmas lights, candles, halos on angels, etc.)

"Jesus is the light. The light has come, a light to guide us all. In this light, the glory of God shines. This light is called the Epiphany of God. The Gospel tells us that this light shone in the east and brought visitors from afar to see this sign of God's love. Who were the three special visitors?" (**share** - the wise men/three kings) "The Magi, sometimes called the "Three Wise Men" or the "Three Kings", brought precious gifts to Jesus. Do you know what they brought?" (**share**) "One brought gold, one brought frankincense, and one brought myrrh."

"What gift would you have given Jesus if you were there?" (**share** - a flower, a picture, a baby toy, a rattle, etc.) "Maybe you could have done something like the drummer boy. He played the drum for Jesus. Is there something you could have done for Jesus?" (**share** - play an instrument, dance, sing, etc.) "Sometimes a gift to Jesus can also be something we do for others. What could you do for someone else this week that would make Jesus happy?" (**share** - be kind, share, listen to parents, etc.) "Let's try to make Jesus happy this week by doing something special for someone else."

### Intentions:

"Let us pray: (*The intentions may be read by the children*)

For the gifts and good times we shared during the Christmas season, we pray to the Lord.

**Children:** "Lord, hear our prayer."

For family and friends, we pray to the Lord.

**Children:** "Lord, hear our prayer."

Encourage the children to share their own intentions.



### Song:

Choose from *Catholic Book of Worship III*, your parish hymnal, or other sourced song book. Be sure it is related to the theme of today.

### Closing:

Discuss the Home Assignment and select readers for the following week; all parents should be encouraged to read next week's readings with their children.



Name: \_\_\_\_\_

Date: \_\_\_\_\_

# HOME ASSIGNMENT

*Epiphany (Cycle A)*

1. Jesus received some unusual gifts when he was born. Why do you think people did not bring him gifts of baby clothes, rattles, and toys?




---



---



---

2. What gifts would you have brought to Jesus if you were there when he was born? Tell why you chose these gifts.

---



---



---

3. Jesus is the light. Draw pictures of the different kinds of lights we see at Christmas that remind us what a special time of year it is.



## Ritual Session 10 (2nd Sunday in Ordinary Time)

# BE SEALED WITH THE GIFT OF THE HOLY SPIRIT

### Focus

This session explores:

- The role of the Holy Spirit in our lives
- The sealing with the Holy Spirit in the Sacrament of Confirmation

### Note to Catechist

Just as Baptism tells us the truth about ourselves—that we have been created in the image of God, that God loves us—so Confirmation reminds us that we are the image of God’s love in our world. The Holy Spirit seals this creation, enabling us to reflect the One who made us. St. John tells us that “God is love”. This love overflows into us through the death and resurrection of Jesus, “poured into our hearts through the Holy Spirit who is given to us” (Romans 5:5).

What does it mean to be “Sealed with the Holy Spirit”?

It is to be energized in the same way as Jesus was. The description of the first Christian community helps us understand this saying. Their love for one another, their prayer together, their sharing food with the needy, and their gathering for the breaking of the bread showed that they lived in the Spirit of Jesus (see Acts 2:42).

The meaning of the Sacrament of Confirmation is found in the presence of the Spirit of Jesus, the same Spirit who animates the Church and each individual person. When we feel an inner urge to act with goodness, honesty and generosity, the Spirit is at work. You can identify countless examples: writing a letter or listening to someone who needs a friend, inviting a lonely child to play, visiting a sick person, sharing a friend’s joy. Our individual talents manifest the Spirit, too, indicating that the Spirit of Jesus is at work within us.

To help people discover how the Holy Spirit works in their lives, the at-home sessions focus on Jesus and the presence of the Spirit in his person. Encourage parents to pay special attention to these gospel stories. During this time of preparation, remind parents to affirm their children’s gifts, whether they be “ordinary” or “extraordinary”. These gifts reveal the power of the Holy Spirit working every day.

### Supplies and Environment

- Name tags
- A chair, mat or cushion for each person present
- A table covered with the liturgical colour of the season
- A Cross
- A Bible or Lectionary
- A bowl of water
- Oil of Chrism



- White Garment
- Candle
- Baptismal Register
- Parish Seal
- Sample Baptismal certificate
- A Balloon (not inflated)
- An envelope that's been sealed with a wax seal and containing balloons (at least one for each child)
- Print copies of the "Come Holy Spirit" prayer for each family
- Music
- Refreshments

### *Prepare the Ritual Area*

- Arrange as in last session

## GATHERING

### *Welcome / Introductions*

Leader:	<i>Raise arms straight up twice with energy and vigour</i>
	<b>Blessed be God! O blessed be God!</b>
All:	<b><i>Blessed be God! O blessed be God!</i></b>
Leader:	<i>Cups hands around mouth</i>
	<b>Who calls you by name.</b>
All:	<b><i>Who calls you by name.</i></b>
Leader:	<i>Sign of the cross</i>
	<b>Holy and chosen one!</b>
All:	<b><i>Holy and chosen one!</i></b>
	<i>Explain that this session invites participants to remember their Baptism as a time when the Lord Jesus breathed the holy breath of God into their hearts.</i>
	<i>Show a Baptismal Certificate to the group and make the following points in these or similar words:</i>
	This official document states that someone was born again of the Holy Spirit on the day of his or her Baptism.
Leader:	The Holy Spirit is God's breath, God's life in us. The Hebrew word for Spirit is <i>Ruah</i> , which also means "breath" or "wind". We can't see our breath, but we can feel it. We know what it does.
	<i>Illustrate by having one child blow out a candle and another blow through a straw into a glass of water.</i>
	<i>Ask: Why is breath so important to us? Invite everyone to take a deep breath in-and-out and feel the life within them.</i>



The Spirit is also like the wind. We can't see the wind, but we can see what it does. Can you think of examples? (Dust blowing in the wind, trees leaning, kites or flags flying) What do we see God's Spirit doing in our lives?

- Show the group the Parish Baptismal Register, and explain how the names of all who are Baptized in that Parish are recorded in it.
- Note that every Parish in every part of the world has a book like this.
- Point out that some children's names might be written in a register in another country.

*Show the Oil of Chrism:*

Chrism is Holy Oil that was blessed by the Bishop during Holy Week. A special perfume (Balsam) is added to remind us of the Holy Spirit.

- Remind them of a previous session that we shared regarding the Sacred Oils. Revisit the session "Anointed with Oil".

When someone is Confirmed, the Bishop or Priest makes the Sign of the Cross on their forehead with a Holy Oil called Chrism. This action is called "anointing". He says: "(name), be sealed with the Gift of the Holy Spirit." The confirmand (the person being confirmed) answers, "Amen". The sponsor stands behind with a hand on the confirmand's shoulder. (Demonstrate this with a child and sponsor)

Leader:

*Talk a little about "sealing" in these or similar words:*

Long ago, letters were sealed by dripping wax on the envelope flap and making a mark on the wax with a ring. Every King or Lord had a personal ring or seal to press into the wax. Then the writer gave the letter to a messenger to deliver. If the seal were broken in any way, the recipient would suspect that someone had tampered with the letter.

*Show the envelope with the balloons in it. Tell the children there is a surprise inside and that they will find out what is in it when they break open the seal later in the evening.*

Official documents today usually carry an official stamp or seal to show that the documents are genuine. The parish seal on a certificate indicates that you truly are a member of God's family of the Church.

*Show the parish seal and briefly demonstrate its use. Then continue, explaining that in Confirmation, our Baptism is sealed with the gift of the Holy Spirit. Then sum up:*

In Confirmation we celebrate what God has been doing and will keep on doing every day of our life. We cannot see God's Spirit, but we can see what the Spirit does in our lives.

---

*Give one or two concrete examples of the action of the Holy Spirit, such as telling the truth or forgiving someone when it was really hard. Ask if they have ever done something kind and good for someone without being asked.*

---



- Why did you do it?
- Who told you to do it?

*A team member might tell a short personal story about an experience of the Spirit's help in his/her life.*

*Explain that the group is going to learn a prayer to the Holy Spirit, with simple gestures to accompany it. Remind the participants that we also pray with our bodies through movement. Without saying a word, we can tell God quite a lot.*

Questions:

**Come, Holy Spirit** (hands held out, palms upward)

**Fill the hearts of your faithful** (hands crossed over heart)

**and enkindle in them** (arms raised in front)

**the fire of your love.** (and brought back with a wide gesture)

**Note:** The Holy Spirit already dwells within us, but in this prayer we ask that the Spirit comes forth from within us. It's like saying, "Let your presence be seen, let your gifts be seen. Shine through us, make us strong and good. Help us change our world."

## Ritual Experience

### PROCESSION (COME)

The processing will consist of the following:

- A candidate to carry the Cross
- A candidate to carry the cloth(s)
- A candidate to carry the Lectionary or Bible
- A candidate to carry a bowl of water
- A candidate to carry the Oil of Chrism

The team leader will ask those selected for the procession to go to the back of the room where someone waits to hand them the objects they will carry.

Invite the group to be quiet and wait for a few minutes until there is silence.

Presider: *In the name of the Father+, and of the Son, and of the Holy Spirit.*

All: *Amen.*

Let us pray for the gift of God's Spirit as we together we continue our journey to the Table of the Lord.

Presider: Loving God, you gather us to celebrate and to give thanks for the breath of your Spirit in our lives. Bless us now, and bless our prayer table.






---

*One candidate spreads the cloth on the table*

May this table be a sign that we are all one family sharing our life together.

*The Cross bearer holds the Cross high and, after the prayer below, places the Cross on the table.*

May this cross always be a sign to us of your great love.

*The Book bearer holds the Lectionary (or Bible) high and, after the prayer below, places the book on the table.*

Presider:

May the Word be rich food for our minds and hearts.

*Candidate holds the bowl of water high and, after the prayer below, places the bowl on the table.*

May this water remind us of our Baptism.

*Candidate holds the Oil of Chrism high and, after the prayer below, places the Oil on the table.*

May this Oil remind us that your Holy Spirit is with us. We make this prayer through Jesus, your Son, who lives with you and the Holy Spirit, forever and ever.

---

All: *Amen.*

On the day of your Baptism you were claimed for Christ. As you prepare to celebrate the Sacraments of (Baptism), Confirmation and Eucharist, the Christian community holds you in its heart. Remember that God loves you.

Presider: *The Presider goes to each one present, and signs each one on the forehead with the Sign of the Cross, using the whole hand, saying:*

(Name) the Christian community greets you joyfully again today with the Sign of Jesus' Cross, by which he has claimed you.

---

## THE WORD OF GOD (LISTEN)

A team leader leads the group in the 'Listen' song.

**Listen with your heart** (action: point to ears then place hands crossed over heart)

**Listen to the Good News** (action: point to ears and hold out palms of hands)

**Hear what God is saying** (action: point to ears and point to sky)

**To you and me** (action: point to each other and yourself)

***Repeat***

---

Proclaimer of the Word:	Gospel: Reading from the letter of Paul to the Ephesians 1:1–14 (adapted) <i>The Word of the Lord</i>
-------------------------	--

---




---

All: *Thanks be to God.*  
*Return the Bible to its place on the table.*

---

Questions:

Presider:

- What did you hear in this reading?
- How do you feel about what God is saying to you?
- Paul wrote this to his friends in Ephesus 2000 years ago. What are some of the wonderful things Paul wanted them to remember?
- Why do you think Paul said, “We have been marked and sealed with the Spirit of Jesus”? (he wanted them to know what wonderful power they have – to live and love like Jesus)

---

## RITES OF SEALING AND SIGNING (DO)

---

Come, Holy Spirit, fill the hearts of your faithful and enkindle in them the fire of your love.

Presider: *The children will be called by name to step forward. The Presider says:*  
 (Name), may the Spirit of Jesus seal your heart with love.

---

## REFRESHMENTS

### REFLECTING ON THE CELEBRATION

---

Questions:

Presider:

- What did you like most about tonight?
- What did you learn about the Holy Spirit?
- What will you remember especially about tonight?
- Do you know anyone whose life shows the gift of God’s Spirit shining through?  
 You can’t see the Spirit, but you can see what the Spirit is doing in that person.

*Ask for a child volunteer to come and open the wax sealed envelope.*

*As the envelope is being opened, ask the child to tell everyone what’s inside (“Balloons”).*

*Point out that when the balloon is being blown up we don’t see our breath, but we do see the balloon expand. So it is with the Holy Spirit, when we open ourselves to God, God’s Spirit helps our hearts to expand with His love.*

*Hand out the balloons for the children to take home*

---



## CONTINUING THE JOURNEY AT HOME

- Talk about what will happen when the children are confirmed.
- Discuss the words and actions of the ritual.
- Read at home together “Breathe on Me, Breath of God” (page 29, *Come Spirit of God*, Family Book).
- Pray the “Come Holy Spirit” prayer each day:

*Come, Holy Spirit, fill the hearts of your faithful and enkindle in them the fire of your love.*

## CLOSING RITUAL

Leader:	<b>Blessed be God! O blessed be God!</b>
All:	<b><i>Blessed be God! O blessed be God!</i></b>
Leader:	<b>Who calls you by name.</b>
All:	<b><i>Who calls you by name.</i></b>
Leader:	<b>Holy and chosen one!</b>
All:	<b><i>Holy and chosen one!</i></b>
	<b>Blessed be God! O blessed be God!</b>
Response:	<b><i>Blessed be God! O blessed be God!</i></b>



# Ritual Session 11 (3rd Sunday in Ordinary Time)

## GIFTS AND FRUITS OF THE HOLY SPIRIT

### Focus

This session is about making choices. Together with our parents, we are making another important choice. We are choosing to complete the Sacraments of Initiation and thereby become full members of our Church family. It is a very important choice.

While we are growing up in the Church, God's love strengthens us through the actions of the Holy Spirit. The Holy Spirit guides us, giving us courage and peace, leading us to trust in God's love. We celebrate the presence of the Holy Spirit in the Sacrament of Confirmation.

### Note to Catechist

Sometimes the Holy Spirit's presence may be difficult to understand. We can imagine God as a 'Father' or a 'Mother'. We can relate to Jesus, who shares our experience of human existence. The Holy Spirit seems more elusive. Who is the Holy Spirit? And when does that Spirit come into our lives?

The Holy Spirit is not an abstract concept. To speak about the Holy Spirit is to speak about our *experience* of God. We experience God as mystery—a caring presence who is beyond our full understanding. We experience God as sharing our human history in Jesus of Nazareth. Likewise, we experience God as deep within us, in our hearts, as the intimate presence of love. Traditionally, we have named these experiences of God as "Father, Son, and Holy Spirit".

God is present to us in all of life. Whenever we see something as beautiful, or recognize truth, or act out of goodness, we are living in union with God's Holy Spirit.

Each of the Sacraments celebrates some work of the Holy Spirit in and among us. In this sense, we can speak of "receiving" the Spirit in each of them. Paradoxically, we receive what is already there for us.

Parents know that their love for their children is present even before they give them a kiss or a hug. Similarly, in the Sacraments, God's Spirit is already present even as we celebrate. Just as a kiss and a hug make tangible the love one feels so, too, the Sacraments make real and tangible the work of the Holy Spirit in our lives.

In Confirmation, we celebrate the work of the Holy Spirit in the Church. Intimately related to Baptism and Eucharist, Confirmation does not add a gift of the Spirit that was not there before. One who is baptized into a relationship with Jesus Christ is intimately bound by the Holy Spirit to a community of faith (Church). The Spirit of Jesus makes us one family, one community of faith, which gives thanks to God in the Eucharist.

The original minister of the Sacrament of Confirmation is the Bishop. In certain circumstances, a Priest (who shares the Sacrament of Holy Orders with the Bishop) may confirm. The Bishop, however, holds a unique place in the Catholic Church. He is the sign of the unity of the Church. By his very presence he reminds us that we belong to a community of faith that is larger than just our parish or our family or even of all believers alive today.

### Supplies and Environment



- Name tags
- A chair, mat or cushion for each person present
- A Cross
- A Bible or Lectionary
- A bowl of water
- Oil of Chrism
- White Garment
- Candle
- Baptismal Register
- Brown paper bag, one for each family, or box with supplies:
  - A sticker of a grad hat, or an owl, etc. (The Gift of Wisdom)
  - Knotted Pretzel and a straight Pretzel (The Gift of Understanding)
  - “I am OK” badge (The Gift of Right Judgment)
  - Smarties (The Gift of Knowledge)
  - Gum (The Gift of Courage)
  - Star Pencil (The Gift of Wonder and Awe)
  - Feather or a Sea Shell (The Gift of Respect or Reverence)
  - White Sealed Envelope and an Open Envelope
  - Fruits of the Spirit (list on a piece of paper)
- Music
- Refreshments

### *Prepare the Ritual Area*

- Arrange as in last session

## GATHERING

### *Welcome / Introductions*

Leader:	<i>Raise arms straight up twice with energy and vigour</i>
	<b>Blessed be God! O blessed be God!</b>
All:	<b><i>Blessed be God! O blessed be God!</i></b>
Leader:	<i>Cups hands around mouth</i>
	<b>Who calls you by name.</b>
All:	<b><i>Who calls you by name.</i></b>
Leader:	<i>Sign of the cross</i>
	<b>Holy and chosen one!</b>
All:	<b><i>Holy and chosen one!</i></b>




---

*Explain that in this session we will be looking at the Gifts and Fruits of the Spirit:*

God's Spirit lives deep down inside each of us. We can't see the Holy Spirit but we do know Holy Spirit is there. Just like the wind, we can't see it either, but we can see what it does:

- How it moves clouds across the sky.
- How it keeps kites up in the air.
- How it blows leaves from the trees.

We can see the work of the wind, but we can't actually see the wind. In the same way we can't see the Spirit but we can see the work of the Spirit:

Leader:

- When we have the inner urge to act with goodness and generosity.
- To tell the truth when it's much easier to lie.
- When we forgive someone who's hurt us terribly – that's the Holy Spirit working within us.
- The Holy Spirit helps us to pray when we're not sure what to say.

When the Holy Spirit works within us, we're like a tree that bears fruit, only our fruit isn't apples or oranges; our fruit is,

- Love
  - Joy
  - Peace
  - Patience
  - Gentleness
  - Goodness
- 

## *Ritual Experience*

### **PROCESSION (COME)**

The processing will consist of the following:

- A candidate to carry the Cross
- A candidate to carry the cloth(s)
- A candidate to carry the Lectionary or Bible
- A candidate to carry a bowl of water
- A candidate to carry the Oil of Chrism
- A candidate to carry a nicely wrapped box

The team leader will ask those selected for the procession to go to the back of the room where someone waits to hand them the objects they will carry.



Invite the group to silent prayer.

Presider:	<i>In the name of the Father+, and of the Son, and of the Holy Spirit.</i>
All:	<i>Amen.</i>
	Let us pray for the gift of God's Spirit as we together we continue our journey to the Table of the Lord.
	Loving God, you gather us to celebrate and to give thanks for the breath of your Spirit in our lives. Bless us now, and bless our prayer table.
	<i>One candidate spreads the cloth on the table</i>
	May this table be a sign that we are all one family sharing our life together.
	<i>The Cross bearer holds the Cross high and, after the prayer below, places the Cross on the table.</i>
Presider:	May this cross always be a sign to us of your great love.
	<i>The Book bearer holds the Lectionary (or Bible) high and, after the prayer below, places the book on the table.</i>
	May the Word be rich food for our minds and hearts.
	<i>Candidate holds the bowl of water high and, after the prayer below, places the bowl on the table.</i>
	May this water remind us of our Baptism.
	<i>Candidate holds the Oil of Chrism high and, after the prayer below, places the Oil on the table.</i>
	May this Oil remind us that your Holy Spirit is with us. We make this prayer through Jesus, your Son, who lives with you and the Holy Spirit, forever and ever.
All:	<i>Amen.</i>
	On the day of your Baptism you were claimed for Christ. As you prepare to celebrate the Sacraments of Confirmation and Eucharist, the Christian community holds you in its heart. Remember that God loves you.
Presider:	<i>The Presider goes to each one present, and signs each one on the forehead with the Sign of the Cross, using the whole hand, saying:</i>
	(Name) the Christian community greets you joyfully again today with the Sign of Jesus' Cross, by which he has claimed you.



## THE WORD OF GOD (LISTEN)

A team leader leads the group in the ‘Listen’ song.

**Listen with your heart** (action: point to ears then place hands crossed over heart)

**Listen to the Good News** (action: point to ears and hold out palms of hands)

**Hear what God is saying** (action: point to ears and point to sky)

**To you and me** (action: point to each other and yourself)

**Repeat**

---

Gospel: Reading from the letter of Paul to the Corinthians (1 Corinthians 12:4, 7–11)

Proclaimer of the Word: “There are different kinds of gifts, but the same Spirit ...”

---

*The Word of the Lord*

***Thanks be to God.***

All:

---

*Return the Bible to its place on the table.*

---

Take the box from the prayer table and gather the children together. Ask the children what they think is in the box.

Pull out:

- A sticker of a grad hat, owl, etc. – The Gift of Wisdom  
“For the Lord gives Wisdom...” Proverbs 2:6

The Holy Spirit gives us this gift. This gift helps us make right decisions and guides us from doing wrong. A wise person knows what to do in many situations. A wise believer sees the people and events of human history fitting together in the large plan of God’s love.

Presider:

- Knotted pretzel and a straight pretzel – The Gift of Understanding  
“Give me understanding that I may keep your law and observe it with my whole heart.” Psalm 119:34

The Holy Spirit gives us this gift. It helps us to untie the knots to straighten out our lives when we have problems. Understanding is the gift of thinking and reflecting on experience. It is letting the Word of God have room in our lives.

- “I am OK” badge – The Gift of Right Judgment  
You guide me with your counsel...” Psalm 73:24

The Holy Spirit gives us this gift. It encourages us to talk things over and leads us in knowing what is right and wrong and how to be courageous in doing what is right, that will let us feel comfortable with ourselves afterwards.

---





- Smarties – The Gift of Knowledge

“He gives wisdom to the wise and knowledge to those who have understanding.” Daniel 2:21

The Holy Spirit gives us this gift. It helps us to know ourselves and the world around us. It helps us to know where our faith is leading us and what our church is about. It is the gift that makes us smart about ourselves.

- Gum – The Gift of Courage

“Be strong in the Lord and in the strength of his power.” Ephesians 6: 10

The Holy Spirit gives us this gift. It helps us to walk out into the world and feel prepared. It gives us the “stick-to-it feeling” to stand up for what we believe. Courage is the strength to do what is not always easy, to stand up for the unpopular, and to speak the truth.

- Star Pencil – The Gift of Wonder and Awe

“...their Saviour who had done great things in Egypt, wondrous works in the land of Ham, and awesome deeds by the Red Sea. Psalm 106:22

The Holy Spirit gives us this gift. It keeps us awestruck by the power and beauty of God in all our lives. Wonder and awe explode like a starburst when we let the Holy Spirit into our lives.

- Feather or a Sea Shell – The Gift of Respect or Reverence

“...let us give thanks, by which we offer to God an acceptable worship with reverence and awe.” Hebrews 12:28

The Holy Spirit gives us this gift. It helps us to see God in everything around us. Reverence is the gift of honouring God and others. It teaches us to treat our fragile world gently.

- White Sealed Envelope and an Open Envelope

Which envelope do we want be like? In order for the Holy Spirit to work in us, we must be open.

- Fruits of the Spirit

When we are open we become alive and we are like the fig tree in the parable (Luke 13:6 9) – we produce good fruit.

The fruits of the spirit are: Charity, peace, kindness, gentleness, self-restraint, joy, patience, faithfulness, goodness.

*Demonstrate by putting all of the above into the open envelope. Pretend to close the envelope – what happens to the gifts inside? Can they be seen by others?*



## REFRESHMENTS

### REFLECTING ON THE CELEBRATION

Questions:

Presider:

- What did you like most about tonight?
- What did you learn about the Holy Spirit?
- What will you remember especially about tonight?

### CONTINUING THE JOURNEY AT HOME

- Take time to read the handout on the Gifts of the Spirit and again break it open as a family.
- Look up in your Bible the references that have been quoted.

### CLOSING RITUAL

Leader: *Raise arms straight up twice with energy and vigour*

**Blessed be God! O blessed be God!**

All: ***Blessed be God! O blessed be God!***

*Cups hands around mouth*

Leader: **Who calls you by name.**

All: ***Who calls you by name.***

*Sign of the cross*

Leader: **Holy and chosen one!**

All: ***Holy and chosen one!***



## 4th Sunday in Ordinary Time (Cycle A)

(Green Cloth)



**Welcome:** "Good morning boys & girls. Welcome!"

**Announcements:** Make any necessary announcements before the liturgy begins.

**Candles:** Select one child to help light the candles.

**Song:** *Open Our Hearts* (by Christopher Walker)

**Sign of the Cross:** Lead the children in making the Sign of the Cross.

**First Reading:** "This is a reading from the prophet Zephaniah."

*(Readings may be proclaimed by a parent)*

*The Sunday Book of Readings Adapted for Children, p. 74*

"The Word of the Lord."

**Children:** "Thanks be to God."

**Responsorial Psalm:** **Children's Response:** "God loves and cares for all of us."

Verse 1: "You love the poor; you love the needy. You give them help; you care for them."

Verse 2: "Teach us to love the poor and needy, to give them help, to care for them."

*(Pause in silence for a moment)*

**Alleluia:** Sing the Alleluia together.



**Gospel:** "This is a reading from the Gospel of Matthew."

**Children:** "Glory to you, Lord." *(Three crosses - Lord be in my thoughts, in my words, and in my heart)*

*The Sunday Book of Readings Adapted for Children, p. 75*

"The Gospel of the Lord."

**Children:** "Praise to you, Lord Jesus Christ."

**Dialogue:** "The readings today focus on people who are poor and humble."

"In the first reading, the prophet speaks on behalf of God. God told the people to be humble and treat people with justice. Do you know what 'humble' means?" (**share**) "Humble is not to be too proud, not to be arrogant, not to brag about yourself. If a hockey player scores a



goal and brags about it, he is not being humble. If a hockey player scores a goal and says that he did it with the help of his teammates, then he would be humble. Do you remember what would happen to people who were not humble?" (**share** - they would be punished) "God wants people to be humble, to be honest."

"In the Gospel, Jesus went up on a mountain to teach his disciples.

For each statement that Jesus made, tell me how you could act:

'blessed are people...

- ...who know they need God' (**share** - pray, ask for help)
- ...who are sad now' (**share** - live, have sad and happy experiences)
- ...who are humble' (**share** - don't brag, be thankful)
- ...who work for justice' (**share** - be fair, help those unfairly treated)
- ...who show mercy to others' (**share** - care about those in need)
- ...who have pure hearts' (**share** - love God and care for others)
- ...who make peace' (**share** - show friendship, don't argue)
- ...who suffer for doing what is right' (**share** - stand by your beliefs)

"It is not easy to do all that Jesus wants us to. Believing in God is not always easy. Jesus wants us to be loving, caring people. This week, try to do one or two things that you know is how Jesus would want you to be.

#### Intentions:

"Let us pray: (*The intentions may be read by the children*)

That we remember what Jesus asks of us...to be loving and caring, we pray to the Lord.

**Children:** "Lord, hear our prayer."

For those who are sad and lonely, we pray to the Lord.

**Children:** "Lord, hear our prayer."

Encourage the children to share their own intentions.



#### Song:

Choose from *Catholic Book of Worship III*, your parish hymnal, or other sourced song book. Be sure it is related to the theme of today.

#### Closing:

Discuss the Home Assignment and select readers for the following week; all parents should be encouraged to read next week's readings with their children.



Name: \_\_\_\_\_

Date: \_\_\_\_\_

# HOME ASSIGNMENT

*4th Sunday in Ordinary Time (Cycle A)*

1. Describe a time when you did a good thing. Tell whether you were humble or whether you bragged about what you had done.

---

---

---

2. What do you think is the hardest thing about believing in God? Does getting to know Jesus, who is God, help you to understand how God wants us to live?

---

---

---

3. Draw a picture of a person doing something (like a hockey player scoring a goal) and bragging. Then draw the same person being humble.

--	--



## 5th Sunday in Ordinary Time (Cycle A)

### (Green Cloth)



**Welcome:** "Good morning boys & girls. Welcome!"

**Announcements:** Make any necessary announcements before the liturgy begins.

**Candles:** Select one child to help light the candles.

**Song:** *Open Our Hearts* (by Christopher Walker)

**Sign of the Cross:** Lead the children in making the Sign of the Cross.

**First Reading:** "This is a reading from the prophet Isaiah."

*(Readings may be proclaimed by a parent)*

*The Sunday Book of Readings Adapted for Children, p. 76*

"The Word of the Lord."

**Children:** "Thanks be to God."

**Responsorial Psalm:** **Children's Response:** "You are the light that shines in our lives."

Verse 1: "We are blessed when we live by your Word."

Verse 2: "We are blessed when we give to the poor."

Verse 3: "We are blessed when we help those in need."

Verse 4: "We are blessed when we do what is just." *(Pause in silence for a moment)*

**Alleluia:** Sing the Alleluia together.



**Gospel:** "This is a reading from the Gospel of Matthew."

**Children:** "Glory to you, Lord." *(Three crosses - Lord be in my thoughts, in my words, and in my heart)*

*The Sunday Book of Readings Adapted for Children, p. 77*

"The Gospel of the Lord."

**Children:** "Praise to you, Lord Jesus Christ."

**Dialogue:** "The readings today focus on doing good things for others."

"In the first reading, there are suggestions as to how we could help others. What should we do for the hungry?" (**share** - share our bread) "What should we do for the homeless?" (**share** - give them a place to live) "What should we do with our clothes?" (**share** - give



them to anyone who needs them) "God also asks us to be kind to our family. How could we do that?" (**share** - don't argue or fight with our brothers and sisters, do chores without complaining, do homework, etc.) "God asks us to be like the morning light, shining brightly after the darkness of night. So when things are difficult, we are asked to shine a light on the darkness and bring about something good. Light is often used when referring Jesus."

"Do you have a night light in your home?" (**share**) "Why do some children have a night light?" (**share** - they are afraid of the dark) "Do you have lamps in your home? Why?" (**share** - so we can see in the darkness) "Have you ever used a flashlight?" (**share**)

"Jesus tells us that we are the light of the world. He tells us that we must let our light shine for others to see. When we were baptized, we received a baptismal candle. We received the light of Christ in our Baptism and now we can be light for others. Others will see our light shining when they see the good works we do. We need to be loving children for our parents and good friends with other children. This week, try to be a light for others."

#### Intentions:

"Let us pray: (*The intentions may be read by the children*)

For Jesus coming to be our light, we pray to the Lord.

**Children:** "Lord, hear our prayer."

For calling us to be lights for others, we pray to the Lord.

**Children:** "Lord, hear our prayer."

Encourage the children to share their own intentions



Song:

Choose from *Catholic Book of Worship III*, your parish hymnal, or other sourced song book. Be sure it is related to the theme of today.

#### Closing:

Discuss the Home Assignment and select readers for the following week; all parents should be encouraged to read next week's readings with their children.



Name: \_\_\_\_\_

Date: \_\_\_\_\_

# HOME ASSIGNMENT

*5th Sunday in Ordinary Time (Cycle A)*



1. Jesus is called the Light of the World. How do you think Jesus is like 'light'? How does Jesus act like 'light'?

---

---

---

2. What is something that you can do this week that would help someone else - something that would make you a light for them?

---

---

---

3. Draw pictures of different kinds of lights that are in your house. These lights prevent us from being in the dark.





## 6th Sunday in Ordinary Time (Cycle A)

(Green Cloth)



**Welcome:** "Good morning boys & girls. Welcome!"

**Announcements:** Make any necessary announcements before the liturgy begins.

**Candles:** Select one child to help light the candles.

**Song:** *Open Our Hearts* (by Christopher Walker)

**Sign of the Cross:** Lead the children in making the Sign of the Cross.

**First Reading:** "This is a reading from the book of Sirach."

*Readings may be proclaimed by a parent)*

*The Sunday Book of Readings Adapted for Children, p. 78*

"The Word of the Lord."

**Children:** "Thanks be to God."

**Responsorial Psalm:** **Children's Response:** "With all my heart I turn to you."

Verse 1: "Teach me your ways and I will follow you."

Verse 2: "Your word, O God, is good and true."

Verse 3: "Help us all to follow you." (*Pause in silence for a moment*)

**Alleluia:** Sing the Alleluia together.



**Gospel:** "This is a reading from the Gospel of Matthew."

**Children:** "Glory to you, Lord." (*Three crosses - Lord be in my thoughts, in my words, and in my heart*)

*The Sunday Book of Readings Adapted for Children, p. 79*

"The Gospel of the Lord."

**Children:** "Praise to you, Lord Jesus Christ."

**Dialogue:** "The readings today remind us to obey God's laws. Do you remember from the story of Moses, in the Old Testament, what God's laws were called?" (**share** - the commandments) "Do you remember any of the commandments?" (**share** - "remember the Lord's Day -Sunday", "honour your mother and father", "do not steal"... These are some of the ways God wanted his people to live.



"In the first reading, the prophet Sirach reminds us that it is our choice whether we listen to God or not. "Why do you think some people choose to do hurtful things?" (**share** - maybe they have been hurt by others. Maybe they don't know about God's love for them)

"In the Gospel we hear more about the commandments. Jesus tells the disciples that he came to explain the Ten Commandments. One of the commandments says that we shouldn't hurt anyone. But Jesus told us that we had to go further than that. Do you remember what he said?" (**share** - don't even stay angry at anyone) "Jesus wants us to do what is right, not only on the outside but inside our hearts. Jesus wants us to do more than just avoid being hurtful, we should live in peace with everyone. What do you think that means?" (**share** - don't argue with anyone, don't say bad things about others, don't make fun of people, etc.)

"Are there times when you have had arguments with your friends or somebody has said something mean about you?" (**share** - there are times when we are upset with our friends and sometimes we say mean things back to them because we are hurt and angry. Jesus wants us to avoid these situations and not let our hearts be filled with hatred. It's very difficult to be nice to people who have been mean to us. It's not easy to forgive people who say things that hurt our feelings. But Jesus wants us to try to always have love in our hearts - on the inside, not just the outside. Jesus will help us to do this. This week, try to show love and kindness to everyone."

#### Intentions:

"Let us pray: (*The intentions may be read by the children*)

That we choose to be like Jesus teaches us, to be loving.  
We pray to the Lord.

**Children:** "Lord, hear our prayer."

That we forgive those who hurt us, we pray to the Lord.

**Children:** "Lord, hear our prayer."

Encourage the children to share their own intentions



#### Song:

Choose from *Catholic Book of Worship III*, your parish hymnal, or other sourced song book. Be sure it is related to the theme of today.

#### Closing:

Discuss the Home Assignment and select readers for the following week; all parents should be encouraged to read next week's readings with their children.



Name: \_\_\_\_\_

Date: \_\_\_\_\_

# HOME ASSIGNMENT

*6th Sunday in Ordinary Time (Cycle A)*

1. Describe a time when someone was mean to you. How did you handle this situation and treat the person that was mean to you?



2. Why do you think "thou shalt not steal" is such an important law that it is one of the Ten Commandments?

3. Draw a picture of Moses coming down from Mount Sinai with the two tablets showing the Ten Commandments.

A large, empty rectangular box with a blue border, intended for a drawing of Moses coming down from Mount Sinai with the Ten Commandments.



## 7th Sunday in Ordinary Time (Cycle A)

(Green Cloth)



**Welcome:** "Good morning boys & girls. Welcome!"

**Announcements:** Make any necessary announcements before the liturgy begins.

**Candles:** Select one child to help light the candles.

**Song:** *Open Our Hearts* (by Christopher Walker)

**Sign of the Cross:** Lead the children in making the Sign of the Cross.

**First Reading:** "This is a reading from the book of Leviticus."

*(Readings may be proclaimed by a parent)*

*The Sunday Book of Readings Adapted for Children, p. 80*

"The Word of the Lord."

**Children:** "Thanks be to God."

**Responsorial Psalm:** **Children's Response:** "I will stay close to you, my God."

Verse 1: "When I'm feeling angry."

Verse 2: "When I'm feeling hurt."

Verse 3: "When I don't understand what you want me to do." *(Pause in silence for a moment)*

**Alleluia:** Sing the Alleluia together.



**Gospel:** "This is a reading from the Gospel of Matthew."

**Children:** "Glory to you, Lord." *(Three crosses - Lord be in my thoughts, in my words, and in my heart)*

*The Sunday Book of Readings Adapted for Children, p. 81*

"The Gospel of the Lord."

**Children:** "Praise to you, Lord Jesus Christ."

**Dialogue:** "The readings today continue the thoughts of the past weeks...that we should behave as God asks us to behave."



"In the first reading, God speaks to Moses again. Do you remember what God had given to Moses - something we talked about last week?" (**share** - the Ten Commandments) "What did God want Moses to tell the people this time?" (**share** - love God, don't stay angry with people, don't try to get even, etc.) "God wants us to love our neighbours as we love ourselves. When God says 'our neighbours', who does he mean?" (**share** - not just the people living next door, everyone in the world) "God wants us to love everyone and treat everyone the way we love and treat ourselves."

"In the Gospel, we hear more about loving our neighbours. But we also hear about loving our enemies. That is much more difficult. We often meet people in our lives who we don't like, usually because they are not nice to us. Can you think of a time when someone was mean to you?" (**share**) "It would be very hard to be nice to someone who is mean to us! But that is exactly what Jesus wants us to do."

"God loves all of us at all times, when we are nice and when we are not so nice. So, he expects us to do the same...love everyone, even the people who are mean to us. This can be very difficult. Jesus helps us to do this. This week, see if you can try to be the best person you can be and be nice to everyone."

### Intentions:



"Let us pray: (*The intentions may be read by the children*)

That we love our neighbours as we love ourselves, we pray to the Lord.

**Children:** "Lord, hear our prayer."

That we forgive those who hurt us and be kind to them, we pray to the Lord.

**Children:** "Lord, hear our prayer."

Encourage the children to share their own intentions

### Song:

*Choose from Catholic Book of Worship III, your parish hymnal, or other sourced song book. Be sure it is related to the theme of today.*

### Closing:

Discuss the Home Assignment and select readers for the following week; all parents should be encouraged to read next week's readings with their children.



Name: \_\_\_\_\_

Date: \_\_\_\_\_

# HOME ASSIGNMENT

*7th Sunday in Ordinary Time (Cycle A)*

1. God told Moses that we should tell people when they do something wrong. Give an example of when you could tell someone that they're doing something that you don't like.




---



---



---

2. Jesus wants us to love those who hurt us. What do you think is the hardest part about being nice to those who hurt us?

---



---



---

3. Draw a picture of someone doing something nice for "a neighbour".



## 8th Sunday in Ordinary Time (Cycle A)

(Green Cloth)



**Welcome:** "Good morning boys & girls. Welcome!"

**Announcements:** Make any necessary announcements before the liturgy begins.

**Candles:** Select one child to help light the candles.

**Song:** *Open Our Hearts* (by Christopher Walker)

**Sign of the Cross:** Lead the children in making the Sign of the Cross.

**First Reading:** "This is a reading from the prophet Isaiah." (*Readings may be proclaimed by a parent*)

*The Sunday Book of Readings Adapted for Children, p. 82*

"The Word of the Lord."

**Children:** "Thanks be to God."

**Responsorial Psalm:** **Children's Response:** "Like a child rests in its mother's arms, so will I rest in you."

Verse 1: "My God, I trust in you. You care for me; you give me peace."

Verse 2: "O Israel, trust in God; now and always trust in God." (*Pause in silence for a moment*)

**Alleluia:** Sing the Alleluia together.



**Gospel:** "This is a reading from the Gospel of Matthew."

**Children:** "Glory to you, Lord." (*Three crosses - Lord be in my thoughts, in my words, and in my heart*)

*The Sunday Book of Readings Adapted for Children, p. 83*

"The Gospel of the Lord."

**Children:** "Praise to you, Lord Jesus Christ."

**Dialogue:** "The readings today focus on God's love for us."

"In the first reading, the people of Jerusalem were worried. Do you remember what they were worried about?" (**share** - that God had forgotten about them) "Do you remember what God said to them?" (**share** - that he would not forget them, he loves them like a mother)





"What things does a mother do to take care of her child?" (**share** - feed, clothe, make a comfortable home, etc.) "Do you think that made the people of Jerusalem feel better?" (**share**) "The people of Jerusalem would have been comforted by the fact that God would love them like a mother. A mother would never forget her child and would always do what was best for her child. That would surely have made the people of Jerusalem feel better."

"In the Gospel, Jesus spoke to his disciples. He tried to make them understand that God will always take care of us. He compared us to birds and flowers. Jesus said that they do not worry about things...they just live and be true to themselves, being a bird and being a flower. So with this, Jesus reminds us not to worry about things...trust that He will take care of us.

Jesus said all of these things so that we wouldn't spend time worrying, rather spend our time thinking of others, caring about others and loving others.

#### Intentions:



"Let us pray: *The intentions may be read by the children*)

That we trust God so that we don't worry about things, we pray to the Lord.

**Children:** "Lord, hear our prayer."

That in our trust, we show others how to believe in Jesus love for us, we pray to the Lord.

**Children:** "Lord, hear our prayer."

Encourage the children to share their own intentions

#### Hymn:

Choose from *Catholic Book of Worship III*, your parish hymnal, or other sourced song book. Be sure it is related to the theme of today.

#### Closing:

Discuss the Home Assignment and select readers for the following week; all parents should be encouraged to read next week's readings with their children.





# Ritual Session 12 (8th Sunday in Ordinary Time)

## PREPARING FOR ASH WEDNESDAY

Adapted from *Blessings and Prayers through the Year* by Elizabeth McMahon Jeep, Liturgy Training Publications, pp 123–124

### Note to Catechist

The days before Ash Wednesday are the time of carnival. In many cities of the world, there are parades with elaborate floats, gaudy street decorations in gold, green, and purple, and crazy costumes. Carnival is a time to be playful. It is a burst of color, energy, and enjoyment before the serious business of Lent begins.

People often wear brightly decorated masks as a way to show that Lent will be a time to put aside our ways of hiding who we are and what we really think. It may be difficult to stop pretending, so before Lent begins we relax and poke fun at ourselves with silly masks and practical jokes.

In the past, adults gave up eating meat for the whole of Lent. The word “carnival” means “good-bye to meat” in Latin. So Carnival, especially the last day before Ash Wednesday, was an opportunity to finish off your supply of good meat and gravy and rich pastries.

Carnival ends with Mardi Gras. These are the French words for “Fat Tuesday,” A day when many people eat pancakes running with butter and syrup. In Russia they are often covered with sour cream and caviar. Doughnuts are also a favorite, especially in Poland and are filled with jelly and custard. Hot cross buns and pretzels are also traditional foods for Mardi Gras.

### Prepare the Ritual Area

- Arrange as in last session

## GATHERING

### Gathering Song

‘Children of God’ – Christopher Walker

‘Though we are many’ – Bernadette Farrell

### Opening Prayer

Leader:	Blessed are you, Lord our God, Ruler of the universe, for giving us this season of grace and happiness.
	<b>Blessed be God forever.</b>
All:	<b><i>Blessed be God forever.</i></b>
Leader:	Loving God, we thank you for the promise that springtime will follow these last days of winter. We thank you for the promise that Easter will follow the hard work of Lent. We thank you for this (day) evening and the choice to rejoice together. We thank you through Christ our Lord,
All:	<b><i>Amen.</i></b>



Decorations for making masks are placed on the table.

Invite the children to make a mask using paper plates, etc. The mask represents or symbolizes a value or quality the child would like to make a bigger part of his or her life. Choices of masks could be:

- Rabbit – to show that he/she wants to move a little faster, especially regarding homework, and chores.
- Clown – to show that he/she wants to be happier
- Ant – to show that he/she wants to be more industrious
- Tortoise – to show that he/she wants to slow down
- Flower – to show that he/she wants to grow and be more open.
- Elephant – to show that he/she wants to slow down
- Or, the child may have his or her own idea.

After all the masks are made, the children will be invited to share the meaning of the mask that they have made.

Suggest that the mask be placed in a prominent position in their home during the season of Lent to remind the children of that quality they hope to grow in which makes them more like Jesus.

## REFRESHMENTS

### Note to Catechist

Ash Wednesday is the first day of Lent. On that day many Christians receive a cross of ashes on their foreheads. This powerful sign has been used by God's people for hundreds of years. The cross of ashes tells friends and neighbors that we know we are not perfect. We do not always love God as we should, and we do not always act with love and care toward those around us. On Ash Wednesday we own up to that and begin a six week period of reflection, prayer, fasting, and almsgiving. The cross is a sign of suffering, but suffering that can strengthen and redeem. Ashes are a sign of death, the event that will someday bring each of us face to face with our loving and forgiving God.

### Ritual Experience

---

To the ancient peoples of the Old Testament, ashes took on some very important meanings, let's be attentive to this reading:

A Reading from the Book of Genesis 18:27

*Point out the following:*

Presider: We see Abraham when he spoke to the Lord "see how I am presuming to talk to my Lord, even though I am but dust and ashes"

In the book of Job, we see where he sat down in the ashes to mourn and to do penance. Sometimes people who did penance wore sackcloth and sprinkled ashes on their heads.

Ashes represent helplessness – we are completely dependent on God who can do all things.

---



*On another table have the following: palms saved from last year's Palm Sunday celebration; the Sacred Oils that were blessed and consecrated during Holy Week of last year; cotton balls on a paper plate (and of course the barbecue is placed outside the door)*

*Ask the children what these symbols mean.*

*This is an opportunity to remind the children and parents of the wonderful celebration of The Blessing of the Oils at the Cathedral and how the sacred oils are used in the parish.*

Presider:

*It is also a time to share with the children and their families how the Church disposes of the blessed palms which were used the previous year on Palm Sunday and the left over sacred oils.*

Say:

These palms are burned to make the ashes used on Ash Wednesday. They will be blessed by our pastor, Fr. (Name), and distributed to the whole community.

## THE WORD OF GOD (LISTEN)

A team leader leads the group in the 'Listen' song.

**Listen with your heart** (action: point to ears then place hands crossed over heart)

**Listen to the Good News** (action: point to ears and hold out palms of hands)

**Hear what God is saying** (action: point to ears and point to sky)

**To you and me** (action: point to each other and yourself)

**Repeat**

A reading from the Prophet Joel (Joel 2:12–13, 15–17).

Proclaimer of the Word:

The Lord said, "It isn't too late. You can still return to me with all your heart. Turn back to me with broken hearts. I am merciful, kind, and caring. Sound the trumpet on Zion! Call the people together. Bring adults, children, babies, and even bring newlyweds from their festivities. Offer this prayer near the altar: "Save your people, Lord God!"

*The Word of the Lord*

All:

**Thanks be to God.**

*Return the Bible to its place on the table.*

*Raise some of the palms.*

Presider:

A year ago we held these palms and sang "Hosanna" to Jesus our Messiah. We marched in procession to show that we would always follow Him. Now, we are going to burn these palms and renew our promise to always follow Him.

Also, at this time we are going to burn the Palms that have been left over from last year.



Song:	An appropriate song may be included at this point, if so desired.
	Merciful God,
Leader:	Bless our journey through the dessert of Lent and to the Baptismal waters of rebirth. May our fasting be a hunger for justice, our alms, a making of peace; our prayer, the chant of humble and grateful hearts. All that we do and pray is in the name of Jesus, for in His cross you proclaim your love now and forever.
All:	<b><i>Amen.</i></b>
Leader:	We will now sign ourselves with the Sign of the Cross.



Name: \_\_\_\_\_

Date: \_\_\_\_\_

# HOME ASSIGNMENT

*8th Sunday in Ordinary Time (Year A)*

1. The people of Jerusalem thought God had forgotten them, so God said he was like a mother who never forgets her child. Do you think that made the people of Jerusalem feel better? Why?



---

---

---

2. Jesus wants us to know that God loves and cares for us. How do you know that God loves and cares for you?

---

---

---

3. God provides for us, just like he provides for birds and flowers. Draw a picture of a bird with enough food and a wild flower looking beautiful.

A large, empty rectangular box with a blue border, intended for the student to draw a picture of a bird and a wild flower.



# Year 2 Cycle C/A Scope and Sequence Review Chart

## The Liturgical Season of Advent / Christmas (Year A)

Catechetical Focus:	Scriptural References	Knowledge and Understanding: (Cognitive Level)	Skills: (Practical Level)	Values and Attitudes: (Affective Level)	Lectionary Readings Cycle A
The Holy Spirit, the Giver of Life draws us to Christ		<i>The child knows...</i>	<i>The child can...</i>	<i>The child...</i>	Gospel Reading
<p><b>Advent</b></p> <p>Explore the notion of hope</p> <p>Present the Advent/Christmas Epiphany cycle through the scriptural stories of Isaiah, John the Baptist, Mary and Joseph</p> <p>Celebrate the Holy Spirit as the One who came to Isaiah, John the Baptist, Mary and Joseph</p> <p>Present the ministry of Jesus in the power of the Holy Spirit as a growing light in the darkness</p>	<p><b>Advent</b></p> <p><b>Isaiah 9:2</b> <i>The people who walked in darkness have seen a great light</i></p> <p><b>Lk 1: The story of John the Baptist: hope in a time of darkness</b></p> <p><b>Luke 2: The story of the birth of Jesus at night</b></p> <p><b>Mt 2: The visit of the Magi to Jesus, guided by a star</b></p> <p><b>Mk 1:8-10</b> <i>He will baptize you with the Holy Spirit</i></p>	<p>The narratives of Isaiah, John the Baptist and Mary</p> <p>Rituals celebrated during the time of Advent and Christmas</p> <p>The responses to the Angeles</p> <p>The Holy Spirit prompts us to give to the needy</p> <p>The Holy Spirit is at work everywhere to make light where there is darkness</p> <p>The Holy Spirit is present at all points in Jesus' birth and life</p>	<p>Grasp the meaning of hope in the midst of darkness</p> <p>Understand some of the symbols and prepare the rituals of Advent, Christmas and Ordinary Time</p> <p>Participate in group activities being sensitive to others when things are difficult</p> <p>Participate with their families in actions of sharing with others</p>	<p>Appreciates this season as a time of light and hope in darkness</p> <p>Appreciates the ministry of Jesus, in the power of the Holy Spirit, as a growing light in the darkness</p> <p>Retains hope in spite of difficult times</p> <p>Has a sense of the prayer of the liturgical seasons of Advent and Christmas</p>	<p><b>(1<sup>st</sup> Sunday of Advent)</b> Mt 24:42-44 <b>(2<sup>nd</sup>)</b> Mt 3: 1-6, 11 <b>(3<sup>rd</sup>)</b> Mt 11:26 <b>(4<sup>th</sup>)</b> Mt 1:18-24 <b>Christmas</b> Jn 1:1-18 or Lk 2: 1-20 <b>Holy Family</b> Mt 2:13-15 <b>Mary, Mother of God</b> Lk 2:16-21 <b>Epiphany</b> Mt 2:1-12 <b>Baptism of the Lord</b> Mt 3:13-17</p> <p><b>(2<sup>nd</sup> Sunday)</b> <b>Ordinary Time</b> Jn 1:29-34 <b>(3<sup>rd</sup>)</b> Mt 4:18-23,17 <b>(4<sup>th</sup>)</b> Mt 5:1-12 <b>(5<sup>th</sup>)</b> Mt 5:13-16 <b>(6<sup>th</sup>)</b> Mt 5:17, 20, 21-22a,23-24 <b>(7<sup>th</sup>)</b> Mt 5:43-48 <b>(8<sup>th</sup>)</b> Mt 6:24-34 <b>(9<sup>th</sup>)</b> Mt 7:21-27</p>



# Our Faith Journey

Season of Lent

## LESSON PLANS YEAR TWO

### Lent – Passion / Palm Sunday

### Year A





# The Liturgical Season of Lent (Year A)

## MAKING THE CONNECTION

The Sunday Readings for Year A, for the liturgical season of Lent and the expectations covered in the *Criteria for Catechesis* for children age eight serve as a guide in the lessons presented. We continue to guide children to know, contemplate, celebrate and live the love of the Trinity by recognizing the Holy Spirit as working through Jesus in his encounters with people. In these lessons, we help children make the connection between the Gospel message and their lives. The following outcomes should be covered:

### Catechetical Outcomes

- Reinforce desired outcomes identified in the matrix that emphasize the catechetical focus (the Holy Spirit, the Giver of Life, draws us to Christ).
  - \* Explore the notion of life and renewal of life
  - \* Enter into the Lent/Easter cycle
  - \* Celebrate the power of the Holy Spirit in bringing us forgiveness and reconciliation
  - \* Participate in the mystery of Christ's death and the power of the Spirit raising Jesus to new life:
    - » *Luke's Story of the Passion with the narrative of the empty tomb*
    - » *Jesus sends the Spirit upon his disciples: "Receive the Holy Spirit. If you forgive the sins of any, they are forgiven them"*
    - » *I am the resurrection and the life*

### Cognitive, Practical and Affective Outcomes

- The children will KNOW
  - \* That creation is God's gift to us
  - \* The importance and rituals of Lent and Easter
  - \* The Holy Spirit helps us to become united with Christ again if we sin
  - \* The importance of the Sacraments
  - \* The Easter narratives
  - \* The "Glory Be"
- The children will be able to DO the following
  - \* Link the earth and the work of God's Holy Spirit
  - \* Link Lent and Easter with the narrative of Jesus
  - \* Recognize the need to forgive and be forgiven
  - \* Participate in and contribute to the prayers and celebrations
  - \* Forgive
  - \* Care for the earth





- The children should demonstrate the following VALUES and ATTITUDES
  - \* Gratitude for the gifts of the earth
  - \* Appreciation for how in Lent and Easter one becomes involved with the narrative of Jesus
  - \* Celebrates Lent and Easter at home and in the parish
  - \* Participates in the Sacrament of Penance
  - \* Has a desire to be forgiven and to forgive

### Specific Lectionary Based Outcomes

- (1st Sunday) Jesus was tempted by Satan to put other things before God in his life
- (1st) We must trust in God above all other things
- (2nd) Peter, James and John are called to participate in God's plan of salvation
- (2nd) Jesus shows them not only what that will involve, but also what future glory that participation will bring
- (3rd) The story of Jesus and the woman at the well reminds us of the life-giving waters of baptism
- (3rd) The holy water at the entrance of the church is a symbol of the water used for baptism
- (4th) A man who was blind received physical healing and spiritual insight because of his faith
- (4th) We have two ways of seeing: with the eyes of our body and with the eyes of faith
- (5th) Martha, Mary and Lazarus were all good friends of Jesus and Jesus felt compassion when he saw how sad Martha and Mary were when Lazarus died
- (5th) Because of the women's faith, Jesus raised him to life
- (Passion/Palm Sunday) Hosanna is a shout in praise of God.
- (Passion/Palm Sunday) Jesus suffered and died because he loves us and wants us to live with Him forever in heaven
- We process with palms singing "Hosanna to God in the highest" as we recall Jesus' entry into Jerusalem



# Ritual Session 13 (1st Sunday of Lent)

## THE RITE OF ELECTION

The Rite of Election is ideally celebrated with the Bishop presiding; however, when this is not possible the Rite is celebrated in the local parish with the pastor attending.

After the homily ...

### Presentation of the Catechumens

Leader:	Fr. (Name), I present our Catechumens (Names), who are completing their preparation for Christian initiation. As Easter approaches, they ask to be admitted to the Sacraments of Baptism, Confirmation and the Eucharist
Presider:	<b><i>Catechumens, I invite you to come forward now with your parents, godparents and sponsors.</i></b>

### Affirmation by the parents, godparents, sponsors and assembly

Presider:	Parents, godparents, sponsors and members of this Community: these Catechumens have asked to be initiated into the sacramental life of the Church at the Easter Vigil. In the name of God's Church, I invite you to give your recommendation on their behalf.
	Have these Catechumens shown themselves to be sincere in their desire for Baptism, Confirmation and the Eucharist?
Response:	<b><i>They have.</i></b>
Presider:	Have they listened well to God's Holy Word?
Response:	<b><i>They have.</i></b>
Presider:	Have they tried to live as faithful followers of Jesus?
Response:	<b><i>They have.</i></b>
Presider:	Have they taken part in our Community's life of prayer and service?
Response:	<b><i>They have.</i></b>

### Invitation and enrollment of names

	Catechumens, your catechists, sponsors and godparents have spoken in your favour. The Church in the name of Christ accepts their word and calls you to celebrate the Easter Sacraments.
Presider:	Now you must let the whole Church know that you have heard the Spirit of the Risen Christ calling you and that you want to follow Jesus the Christ.
	Therefore, do you wish to become full members of the Church through the Sacraments of Baptism, Confirmation and the Eucharist?
Catechumens:	<b><i>I do.</i></b>



Presider:	Then in the name of this community, we give voice to the call God has given each of you in your heart.
	<i>Leader will call out the names. The Catechumens will respond “Here I Am” and will move with their godparent(s) for inscription of names in THE BOOK OF THE ELECT.</i>
Choir:	<i>An acclamation is sung after each name is called.</i>

## Act of admission or election

Presider:	(Name), I am happy to declare you among the Elect of God. You have been chosen to be initiated during the Easter Season through the Sacraments of Baptism, Confirmation and the Eucharist.
All:	<i>Thanks be to God.</i>
	God is always faithful to those who are called. I encourage you on your part, to try to know, love and serve the Lord more and more each day.
Presider:	<i>To godparents and community:</i> Friends, you have spoken in favour of these Catechumens. May the Lord bring joy to your hearts as you hear the desire for eternal life being voiced in these Elect. May you continue to bear witness to your faith by what you say and what you do, because your good example will influence these newly Elect.
All:	<i>Amen.</i>

## Prayer over the Elect

	<i>With outstretched hands</i>
Presider:	Lord God, You have created and called all persons. Bless and guide these chosen ones; strengthen them in their vocation, call them into the kingdom of your Son, and seal them with the Spirit of your promise.
	<i>Presider will invite the Community to stand and extend their hands over the Elect</i>

## Dismissal of the Elect

Presider:	Members of the Elect, this community now sends you forth to reflect more deeply upon the Word of God which you have shared with us today. Be assured of our loving support and prayers for you. We look forward to the day when you will share fully at the Lord’s Table.
	Amen
Choir:	<i>Will sing an appropriate song</i>

## Creed Prayers of the Faithful

*Mass continues as usual*



# Preparation Session (2nd Sunday of Lent)

## THE PENITENTIAL RITE (SCRUTINY)

### Note for Catechist

**ACCORDING TO THE RITE (RCIA), THE PENITENTIAL RITE IS “A PROPER OCCASION FOR BAPTIZED CHILDREN OF THE CATECHETICAL GROUP TO CELEBRATE THE SACRAMENT OF RECONCILIATION FOR THE FIRST TIME” (#293).**

This preparation session uses the images that emerge from the prayers and readings of the Second Scrutiny (celebrated on the Fourth Sunday of Lent). This session would take place on the Third Sunday of Lent. It is best if it is celebrated outside Mass.

### Needed

- a prayer table
- cloth
- Cross
- Candle
- Lectionary

### Introductory Rites

1. Song
2. Greeting
3. Opening Prayer

God of Power, look upon these, your children, as they deepen their understanding of the Gospel. Grant that they may come to know and love you with receptive minds and generous hearts. Teach them through this time of preparation and enfold them within your Church, so that they may share your holy mysteries both on earth and in heaven.

We ask this through Christ our Lord. AMEN

### Liturgy of the Word

#### My Story and God's Story / Reflection on Darkness

---

*Invite the children and adults to take a comfortable position on the floor on in the chairs.*

*Lead the group through a relaxation exercise of deep breathing and muscle stretching. Then move the group through a guided meditation.*

Catechist:

I invite you to close your eyes and walk with me through an imagination exercise. First, welcome Jesus into your heart. Talk with Jesus for a little while, and tell Jesus how you are feeling today.

Invite Jesus to come and walk with you now.

---



You and Jesus are walking down a road. The road is lined with trees. Imagine yourself on the road with Jesus and anyone else you want to be there; maybe a parent, a godparent, a friend, or just you and Jesus. (pause)

It is early evening and it is starting to get dark as you walk down the road. You stop at a grassy hill and sit down with Jesus.

The sky has become dark. The darkness is all around you. You are not afraid because Jesus is with you. But you start to think about the things that make you feel uncomfortable.

(pause)

Catechist:

Maybe things at home. At school. In the world.

(pause)

Talk to Jesus about yourself, now. There are things outside of us that we don't like. Is there anything inside you that you need to change or work on? Tell Jesus about that now.

(pause)

Finally, talk with Jesus about the good parts you see in yourself. Tell Jesus about those parts of yourself. When you are finished talking to Jesus, you look up and see the bright moon and millions of stars. You feel as though you are surrounded by light. You feel the warmth of the light.

Catechist:

Listen, now, to a reading from the Letter of Paul to the Ephesians (Eph 5:8–14)

Reader:

***“Live as children of light – for the fruit of light is found in all that is good and right and true. Try to find out what is pleasing to the Lord. Take no part in the unfruitful works of darkness but instead expose them. For it is shameful even to mention what such people do secretly; but everything exposed by the light becomes visible, for everything that becomes visible is light. Therefore it says, ‘Sleeper, awake! Rise from the dead, and Christ will shine on you’.”***

***The Word of the Lord.***

(In small groups or in a large group) ask the group to share some of the things they told Jesus.

What in the world makes you uncomfortable or not feel right? What in themselves do they want to change?

Incorporate their responses into a litany as an adaptation of the intercession in the Scrutiny.

Catechist:

For example:

- that God may dispel darkness and be the light that shines in their hearts, let us pray to the Lord
- that God may gently lead them to Christ, the light of the world, let us pray to the Lord.
- That, freed by the power of the Spirit, they may put all fear behind them and press forward with confidence, let us pray to the Lord.



---

Catechist

- That we who are faced with the values of the world may remain faithful to the spirit of the Gospel, let us pray to the Lord.
  - That, as children of God, we may openly admit our weaknesses and faults, let us pray to the Lord.
- 

### *Connecting with the Rite*

Make reference to the upcoming Scrutiny being a time when the community will pray for the elect and candidates. It is a time when the community prays that God will take away the darkness and that Jesus will be their light.

### *Closing Prayer*

Loving Father, we want to walk with Jesus, who gave his life for us. Help us to follow him.

Loving Father, free these young people from whatever could make them turn from you and help them always to walk in your light.

If they stumble on the way, help them up with the power of your hand, that they may rise again and continue on their journey to you, with Jesus Christ our Lord.

Help us to walk with Jesus, who gave his life for us. Help us to follow him.

AMEN.



## Ritual Session 14 (3rd Sunday of Lent)

# THE PENITENTIAL RITE (SCRUTINY)

### Note for Catechist

It is best if this session is celebrated outside Mass.

### Needed

- a prayer table
- cloth (liturgical colour: purple)
- Cross
- Candle
- Lectionary

### Gathering Song

- *You Have Called Us* (Share the Light by Bernadette Farrell)
- *Jesus, You Love Us* (Calling All Children by Christopher Walker)

### Greeting

Presider:	I welcome you in the name of the Father, and of the Son and of the Holy Spirit.
All:	<i>Amen.</i>
Presider:	<i>Explain that the rite will have different meanings for the different participants; the children who are catechumens; the children who are already baptized, particularly those who will celebrate the Sacrament of Reconciliation for the first time; the parents, godparents, sponsors, catechists, etc. All these participants in their own different ways are going to hear the comforting message of pardon for sin, for which they will praise the Father's mercy.</i>

### Opening Prayer

Presider:	God of pardon and mercy, you reveal yourself in your readiness to forgive and manifest your glory by making us holy. Grant that we who repent may be cleansed from sin and restored to your life of grace.
	We ask this through Christ our Lord.
All:	<i>Amen.</i>

### Liturgy of the Word

Presider:	Gospel: John 9:1, 6–9, 13–17, 34–39 (the man born blind)
	<i>Homily</i>



### *Exorcism*

Presider:	God of mercy and Father of all, look upon [Name(s)] who will soon be baptized.
<b>Children:</b>	<b>We have heard the words of Jesus, and we love them.</b>
Presider:	Even though they try to live as your children, they sometimes find this difficult
<b>Children:</b>	<b>Father, we want to do what pleases you, but sometimes we find this hard.</b>
Presider:	Loving Father, free these young people from whatever could make them sin, and help them always to walk in your light.
<b>Children:</b>	<b>We want to walk with Jesus, who gave his life for us. Help us, Father, to follow him.</b>
Presider:	If they stumble on the way and do not please you, help them up with the power of your hand, that they may rise again and continue on their journey to you with Jesus Christ, our Lord.
<b>Children:</b>	<b>Father, give us strength.</b>

### *Prayers of Intercession*

Presider:	Let us pray for [Name(s)] who are preparing themselves for the sacraments of Christian initiation and for all those who will receive God's forgiveness in the Sacrament of Reconciliation for the first time and for ourselves, who seek the mercy of Christ.
Catechist:	That God may dispel darkness and be the light that shines in their hearts, let us pray to the Lord,
<b>All:</b>	<b>Lord, hear our prayer.</b>
Catechist:	That he may gently lead them to Christ, the light of the world, let us pray to the Lord,
<b>All:</b>	<b>Lord, hear our prayer.</b>
Catechist:	That he may heal them and preserve them from the unbelief of this world, let us pray to the Lord,
<b>All:</b>	<b>Lord, hear our prayer.</b>
Catechist:	That enlightened by the Holy Spirit, they may never fail to profess the Good News of salvation and share it with others, let us pray to the Lord,
<b>All:</b>	<b>Lord, hear our prayer.</b>
Catechist:	That all of us, by the example of our lives, may become in Christ the light of the world, let us pray to the Lord,
<b>All:</b>	<b>Lord, hear our prayer.</b>

*This part is included when you have children of catechetical age preparing for the Sacraments of Confirmation and First Communion.*

### *Examination of Conscience*

Reader 1:	For the times we have walked in darkness and turned away from the light of your grace...
<b>All:</b>	<b>Lord, we ask for healing.</b>
Reader 2:	For the times we have withheld the light of goodness, patience, and forgiveness from our family members or friends...
<b>All:</b>	<b>Lord, we ask for healing.</b>
Reader 1:	For the times we have given a bad example in school, in the workplace...
<b>All:</b>	<b>Lord, we ask for healing.</b>
Reader 2:	For the times we have lied about or passed judgment on others...





<b>All:</b>	<b>Lord, we ask for healing.</b>
Reader 1:	For the times we have chosen and valued goods when others' needs were greater than our own...
<b>All:</b>	<b>Lord, we ask for healing.</b>
Reader 2:	For the times, we have hidden from the light when called to take a stand for peace, justice, and the common good...
<b>All:</b>	<b>Lord, we ask for healing.</b>
Presider:	As children of God, called into the light, let us pray together the Lord's Prayer.
<b>All:</b>	<b>Our Father, who art in heaven ...</b>

### *Invitation to Individual Reconciliation*

	Merciful God, you have heard our prayers and freed us from our transgressions. In doing so, you have offered us your own gift of light; in thanksgiving, we now share a sign of peace with one another.
Presider:	<i>Exchange a sign of peace, e.g. "The Light of Christ be with you."</i>
	Let us pray:
	May the Lord Jesus bless you and protect you, may he guide you and keep you always in his light.
<b>All:</b>	<b>Amen.</b>
Reader 2:	May the Lord Jesus help you to stay true to the promises you have made today and protect you from all harm, in the name of the Father, and of the Son, and of the Holy Spirit.
<b>All:</b>	<b>Amen.</b>

### *Closing Hymn*

- *Share the Light*, Bernadette Farrell



# Ritual Session 15 (4th Sunday of Lent)

## “COME” THE RITE OF GATHERING

### Focus

- Lead the children to an understanding of the Eucharist as the meal of thanksgiving in which we receive the Body and Blood of Christ.
- Present the sacrament of Eucharist as the celebration of our full belonging to the Catholic Church.

### Catechist Background Notes

Meals for people of all ages are times of nourishment and sharing. The word meal connotes more than just ‘eating’. When we use the words meal, supper, or dinner, we mean more than just ‘putting food into our mouths’.

Meals in the Jewish tradition have a special importance. Throughout the history of the Jewish people meals have been times of celebration and worship. The meal blessing for the pious Jew is a time of worship – as important a part of their prayer life as attending the temple or synagogue service. Even today one of the most important feasts in the Jewish year – Passover – is celebrated by the family gathered around the table for a meal.

The Last Supper became a special symbol for all Christian people because of what Jesus said and did. It was, however, only one of many suppers Jesus had shared with his friends.

The *Directory for Masses with Children* urges us to provide children with an appropriate catechesis on the Mass. This document asks that, in the catechesis that prepares children for first communion, they learn to “take part actively with the people of God in the Eucharist, sharing in the Lord’s table and the community of their brothers and sisters. (#12)

For this reason the next four gatherings are modelled after the four-part structure of the Eucharistic celebration, and identify and capture the essence of each of the four parts using these key words: **“Come, Listen, Do, and Go.”**

On the day of our baptism, Jesus welcomed us into the family of Christians. Now he says:

**“Come gather with the Family of the Church.”**

Fr. John Gallen calls the Gathering Rites of the Eucharist a “promising presence” (*Promising, Presence, Gathering Rites for Eucharist*, **Modern Liturgy**, vol. 18, no. 6, 6–8). We begin to experience the treasure of Christ’s real presence in his Body, the Church, made visible in the assembly. We celebrate who we are: the Church, the Body of Christ. These Rites also promise much more, a promise fulfilled by sharing word and meal.

The *General Instruction of the Roman Missal (GIRM)* explains that the Gathering Rites make the assembled people a unified community and prepare them properly to listen to God’s word and to celebrate the Eucharist (#24). The document further captures the essence of the assembly’s gathering: “After the entrance song, the priest and the whole assembly make the Sign of the Cross. Then through his greeting the priest declares to the assembled community that the Lord is present. This greeting and the congregation’s response express the mystery of the gathered church” (#28).

### Catechist Reflection

Baptism and Confirmation are clearly a beginning. Taken by themselves, they are not enough. They point us to something more: the Eucharist.



Eucharist is the heart and soul of Christian initiation. It is the Christian's identification with the life, death, and resurrection of Jesus. When the baptized-confirmed person joins the worshipping community in the breaking of the bread and the sharing of the cup, he or she shares fully in the sacramental celebration of life in Jesus Christ, the Risen Lord.

When considered together, the three Sacraments of Initiation show the full dignity of Christian identity. The Christian is one who is immersed in the fullness of God (baptism) and has been sealed with the Holy Spirit in a community of faith (Confirmation) and joins in the thanksgiving meal of the Christian community (Eucharist).

We are always challenged as Catholics with the need for an “altar call” or some manner in which we can declare our commitment to live as Christians, making real our belief in Jesus as our Savior the Lord.

We do not believe that we can declare ourselves once and for all time to be Christian people who have fully arrived. In our Catholic tradition, we understand ourselves to be a pilgrim people who are always on a journey towards wholeness. For us, the Eucharistic “Amen” that we make to the Body and Blood of Christ is our sign of commitment to follow that journey daily. It is our statement of belief in Jesus as Lord and our proclamation of his kingdom in our lives.

### *Supplies and Environment*

- Name tags
- A chair, mat or cushion for each person present
- A table covered with the liturgical colour of the season
- A cross – preferably the Processional Cross from the church or a simple wooden cross
- Two processional candles
- A Bible or Lectionary
- A bowl of water
- White Garment
- Oils of Catechumens and Chrism
- Music
- Refreshments
- Also needed for this gathering:
  1. Materials with which each family can make a simple wooden cross: twigs, yarn, driftwood or small pieces of soft wood cut into suitable lengths; small nails or tacks; hammers.
  2. Prepare a simple, large (e.g. 4' X 6' or 1 m. X 2 m.) piece of fabric or poster paper that will be used to create a banner). At the end of each of the next four sessions, the letters of the key word for that evening's session will be added to the banner as a final gesture and summary. For this session, you will need to have cut out the letters C O M E. You might decorate the banner with simple Eucharistic symbols.
  3. Have small wooden crosses ready to give to each child, if you are presenting crosses.

### *Prepare the Ritual Area*

Arrange as in last session.



## GATHERING

### Welcome / Introductions

Leader:	<i>Raise arms straight up twice with energy and vigour</i>
	<b>Blessed be God! O blessed be God!</b>
All:	<b><i>Blessed be God! O blessed be God!</i></b>
Leader:	<i>Cups hands around mouth</i>
	<b>Who calls you by name.</b>
All:	<b><i>Who calls you by name.</i></b>
Leader:	<i>Sign of the cross</i>
	<b>Holy and chosen one!</b>
All:	<b><i>Holy and chosen one!</i></b>
Leader:	<i>Revisit the home activity of the last session.</i>
	<i>Takes up a discussion on the Cross</i>

- What do we often see when we come into a small town or village almost everywhere in the Christian world? [a church steeple, with a Cross]
- What do we often do when we first come into a church? [Make the Sign of the Cross]
- What are some other times we see or use a Cross in church? [Cross leads the procession, Sign of the Cross at beginning of Mass, and blessing at end]

### OPTION

Also, I would like to tell you something very interesting about the Cross. A ship has sometimes been used as a symbol of the church – it is called the Barque of Peter” (“barque” is a type of sailing ship). It seems this name was given to the Church because of the ship’s mast and yardarm. Long ago, it reminded people of the Cross of Jesus. The Cross is the most important symbol of our Christian faith.

Catechist:

Why do we treasure the Cross so much?

[It is a sign of Jesus’ death and resurrection, of God’s great love for us.]

*Illustrate this by standing with outstretched arms, which saying:*

“Think about how our body forms a Cross. When we hug someone, we begin with outstretched arms. That’s why Jesus died on the Cross when he opened his arms to the whole world.”

Why do you think the Cross is sometimes called the “Tree of Life”?

Think of what a tree does. *Hopefully you may hear:*

- Grows tall and strong
- Provides shade, shelter, fruit, seeds
- Seeds produce new life
- When a tree dies, it makes the soil rich and helps produce new life.




---

From the Tree of the Cross, Jesus entered into new life.

After his friends met the Risen Jesus, they understood. It was because of the tree of the Cross that Jesus was able to pass over into new life and share this life with everyone by sending his Spirit to us. And that is why they called the Cross the “Tree of Life”, not the “Tree of Death”.

It is the Sign of Jesus’ victory over sin and death.

Catechist:

And so every Sunday, the Lord Jesus says “Come gather with me and remember my story” The Sign of the Cross tells our Christian story: that Jesus died, rose from the dead, and is with us now, and that we will live forever.

Do you remember what the priest says after we make the Sign of the Cross?

["The Lord be with you,"]

What is our response?

["And with your spirit"]

These words promise more wonderful things to come. The Lord is truly with us when we gather.

---

### PROCESSION (COME)

Team leader will ask those selected for the procession to go to the back of the room where someone waits to hand them the objects they will carry.

Invite the group to be quiet and wait for a few minutes until silence settles.

Music: *Lift High the Cross*

The procession gathers around the prayer table so as not to block people.

---

Presider:	With care and with love, let us begin with the Sign of the Cross:
	In the name of the Father + and of the Son and of the Holy Spirit.
All:	<b><i>Amen.</i></b>
Presider:	The Lord be with you.
All:	<b><i>And with your spirit.</i></b>
	Let us pray.
	Loving God,
Presider:	You gather us today around the cross of your son, Jesus. We come as his friends and followers. Help us to treasure the cross in our hearts and in our minds , as the sign of how much you love us.
	<i>One candidate spreads the cloth on the table.</i>
	May this table be a sign that we are all one family sharing our life together.

---




---

*The Cross Bearer holds the cross high and, after the prayer below, places the cross on the table.*

May this cross always be a sign to us of your great love.

Presider: *The Book Bearer holds the Lectionary (or Bible) high and, after the prayer below, places the book on the table.*

May this Word be rich food for our minds and hearts.

We make this prayer to you through Christ our Lord.

---

All: ***Amen.***

---

## THE WORD OF GOD (LISTEN)

As the Proclaimer of the Word reverently takes the Lectionary (or Bible) from the prayer table, the other Leader leads the congregation in a Gospel acclamation:

**Listen with your heart** (action: point to ears then place hands crossed over heart)

**Listen to the Good News** (action: point to ears and hold out palms of hands)

**Hear what God is saying** (action: point to ears and point to sky)

**To you and me** (action: point to each other and yourself).

***(Repeat)***

---

A reading from the Gospel according to John

Proclaimer: Jesus said, “Truly I tell you, God’s Chosen One must be lifted up so that everyone who believes in him will live forever. Yes, God loved the world so much that he gave his only Son so that everyone who believes in him may not be lost but may have eternal life.”

The Gospel of the Lord.

---

All: ***Praise to you, Lord Jesus Christ.***

---

Allow a few moments of silence.

### Option 1

Invite the group to break into smaller groups for a short period of reflection. The smaller groups should include children and parents together. If you choose to work in family groups, make sure that each group has a copy of the reading.

Have the following questions ready for distribution:

- What did you hear in this reading?
- What do you think is meant by “lifted up”? [Jesus was “lifted up” on the Cross, but it also means Jesus was raised up, lifted up to a new life in the resurrection.]
- Who can remember why God sent Jesus into the world? [God loved the world (us) so much. To show us how to live rightly]



- What do you think of when you hear the words “eternal life”? (If answers stress heaven or other “after-death” ideas, affirm these, and also explain that eternal life begins now because the Spirit lives in our hearts.)
- What led our procession this morning (tonight)? Why?

### Option 2

Catechist dialogues with the children alone, or with the whole group using the same questions.

When people have shared their responses to these questions of how Jesus is with us, you might point out that verse 16 is sometimes called “the heart of the gospel” or a kind of a “mini-gospel”. Encourage the children to learn it by heart.

- The Lord Jesus says, “Come, gather with me and remember my story”
- The Sign of the Cross tells us our Christian story: that Jesus died, rose from the dead, and is with us now, and that we will live with him forever. From the very earliest times, Christians have felt closest to Jesus when they meet to do what he did the night before he died. Today Christians come together to do this every Sunday.

### RITE OF LIFTING UP AND SIGNING (DO)

(If they have already made their crosses they are invited to lift their crosses high as they sing “Lift High the Cross”.

If this is a task for each family to do at home you can form a procession around your space, or in the Worship Area of your church, following the Processional Cross. The children like to take turns carrying the Processional Cross.

When all have returned to their places:

---

Let us pray.

Lord our God, be with us now as we pray. Look with favour on these children as they prepare to join us around your holy table. As you bless them with divine grace, so we now bless them with our love.

*Invite parents to sign their child's forehead, using their own words as they do this.*

Presider: Dear children,

As your parents traced the Sign of the Cross on your forehead, God signed you in your hearts. All through your life, the Cross will remind you of God's great love for you.

### OPTIONAL

***If you are presenting the children with wooden crosses, you may do this now. The presider gives each child a cross, using these or other words:***

---

Wear this cross as a reminder that you are a friend and follower of Jesus.

*When all the crosses have been presented, the presider continues:*

---

Presider: Loving God, we thank you for raising up Jesus and making him Lord of Life. We are glad to be marked with (to wear) this Sign of His love for us.

---

All: ***Amen.***

---



## DISMISSAL (GO)

---

Closing Song:	<i>Lift High the Cross</i> <i>Ministers gather symbols and process out.</i>
Presider:	We now ask you to bless this food which we are about to share. We make this prayer through Jesus, who is Lord.

---

## REFRESHMENTS

### *Reflection on the Celebration*

Catechist begins a general discussion, using the following questions:

- How did you feel about what we did tonight?
- What did you like especially?
- Why is the Cross so important to us?
- Who really gathers us on Sunday?
- Why?

Then review the evening's activities. This will also serve as a preview for the sessions to come. Be sure to include the following points:

- We come;
- We listen;
- We do;
- We go.

### *Banner Activity*

Invite one child to place all the letters of the word "Come" on the banner, or invite four children each to place one letter of the word "Come" on the banner.

### *Continuing the Journey at Home*

Encourage families to:

Make their own progressive Eucharist banner at home. This means that each week, for the next four weeks, they will add a new word to their banner that describes the Eucharistic action.





## Ritual Session 16 (5th Sunday of Lent)

# “LISTEN” THE LITURGY OF THE WORD

### Focus

This session emphasizes:

- Learning to listen to those around us so that we can hear God speaking to us.
- Appreciating the liturgy of the word as a special time when God speaks to us.

### *Catechist Reflection*

Words are very important to us. They are our way of communicating, of making ourselves understood. As believers we also understand the deeper significance of words, especially in Sacred Scripture. God’s Word is a word that is also an action. It is a word that accomplishes what it signifies.

Jesus was just such a “word.” In the Gospel of John, Jesus is “the Word made flesh.” We bring this understanding of “Word” to the Liturgy of the Word at Mass.

In gathering, we recognize that God is present in our community. In the proclamation of the Word, we recognize that God is present in this very sharing of Scripture. By sharing in this Word we come to be what we proclaim. The Word of God shapes us.

This Word of God is not static. It is not just letters on a page. The Word is to be proclaimed aloud to the gathered people. The reader is responsible to minister to the community through the prayerful proclamation of this Word; the rest of the people are responsible to be ministers to one another through careful and active listening to the “Living Word.”

### **Listen to my Word**

When Christians gather to celebrate, they too tell stories. The Liturgy of the Word tells the ancient story of human beings who experienced God’s constant presence in their lives. At the centre of life is a God who is passionately interested in us.

As we rediscover the Scriptures, we find stories that give deep meaning to our lives. We encounter people of the past who witnessed to God’s presence in their lives. We meet people who hear God’s voice in daily events and even in the sound of a gentle breeze. We read stories of men and women of faith, stories of human greatness, stories of human failure, of sin and of redemption.

Jesus’ story is the most astounding story of God. When we Christians listen to that story, the story of a man in whom we see the face of God, we call it “Gospel.” It is “Good News” because it is a story full of hope. Let us listen carefully to this story, for our lives depend on it.

Christian families usually have an innate sense of the importance of knowing the biblical stories of Jesus. Encourage parents to read and tell these stories at home, to talk together about the Sunday gospel and to explore its meaning for their lives. In telling these stories, we remember who we are and to whom we belong.



## Supplies and Environment

- Name tags
- A chair, mat or cushion for each person present
- A table covered with the liturgical colour of the season
- A cross- preferably the Processional Cross from the church or a simple wooden cross
- Two processional candles
- A Bible or Lectionary
- A bowl of water
- White garment
- Oils of the Catechumens and Chrism
- Prepared piece of fabric or poster paper (from the last week) with the letters C-O-M-E on it. This week you will be adding the word L-I-S-T-E-N
- Music
- Refreshments

## GATHERING

### Welcome / Introductions

Leader:	<i>Raise arms straight up twice with energy and vigour</i>
	<b>Blessed be God! O blessed be God!</b>
All:	<b><i>Blessed be God! O blessed be God!</i></b>
Leader:	<i>Cups hands around mouth</i>
	<b>Who calls you by name.</b>
All:	<b><i>Who calls you by name.</i></b>
Leader:	<i>Sign of the cross</i>
	<b>Holy and chosen one!</b>
All:	<b><i>Holy and chosen one!</i></b>
Leader:	<i>Revisit the home activity of the last session.</i>

### Introductory Activities

Catechist:	<i>Explain that the opening exercise deals with listening. Its aim is to help the participants recognize that listening is an activity of the whole being, ears and mind and heart. Learning to listen well to people in our lives and to the feelings within us can help us to listen to God better. People find it hard to believe in a God who listens when they experience people who don't listen.</i>
------------	---



*Choose from the following options:*

### **A) Mother's stories**

1. When my youngest was a toddler, as she would babble at my heels while I worked in the house, I would murmur gentle, agreeing sounds. One day she got totally exasperated, climbed on the chair next to the sink, grabbed by face with both hands and said, "I talka you, Mommy!" She did not need a degree in clinical psychology to know I wasn't listening!
2. It's late and supper isn't ready yet. Dad and the rest of the family will be home any minute. Mom is rushing around and little Sara, her constant companion and helper, is stirring up some biscuits.

"Mama?" asks Sara in a muffled voice, as Mom stirs the soup on the stove, her back to Sara. "Mom!! Listen to me!"

"Oh, Sara, I am listening," says Mom, still stirring. She turns her head, but doesn't look at Sara. Sara begins to cry. Her mom turns off the stove and goes over to Sara.

"What's the matter, dear? I can hear you." "But your eyes aren't listening!" Sara cries.

*Diane and Sara Waldbillig*

Catechist:

### **B) A skit**

Invite a father and a child to dramatize the following scene:

The father is reading a newspaper or book. A child bounces in with exciting news: "Daddy, do you know what?" (make up a story). The father keeps on reading and responds with, "Uh-huh, that's good," etc. Complete absence of attentive listening.

Child shows typical reaction: disappointment, frustration. Leaves room, head down, picture of dejection.

Invite the participants to form into groups to talk about the stories and/or skit, and to suggest some tips on how to be good listeners.

### **C) A Fun listening activity**

Ahead of time, partly fill small, empty plastic vitamin bottles with items such as sand, rice, pennies, beads, etc. Give each child a container and invite them to find others with similar sounding shakers and form groups. Invite them to share about what helps them to listen well.

On regrouping, talk about listening in a different, more challenging way – not only with our ears, but with our hearts and minds. Children could take their "shakers" home as a reminder to be a good listener.



## PROCESSION (COME)

Team leader will ask those selected for the procession to go to the back of the room where someone waits to hand them the objects they will carry.

Invite the group to be quiet and wait for a few minutes until silence settles.

Music: *Soft background music.*

The procession gathers around the prayer table so as not to block people.

Presider:	With care and with love, let us begin with the Sign of the Cross:
	In the name of the Father + and of the Son and of the Holy Spirit.
All:	<b><i>Amen.</i></b>
Presider:	The Lord be with you.
All:	<b><i>And with your spirit.</i></b>
Presider:	Let us pray for the gift of God's Spirit as we journey with Jesus toward Holy Thursday, Good Friday, and Easter Sunday.
	<i>Silence</i>
	God our Father,
	Because we have heard your invitation, we are gathered here with open hearts to listen to your Word and to celebrate the wonderful gift of your Word in our lives. We ask you, loving God, to bless us.
	<i>One candidate spreads the cloth on the table.</i>
	May this table be a sign that we are all one family sharing our life together.
	<i>The Cross Bearer holds the cross high and, after the prayer below, places the cross on the table.</i>
	May this cross always be a sign to us of your great love.
	<i>The Book Bearer holds the Lectionary (or Bible) high and, after the prayer below, places the book on the table.</i>
	May God's Word be for us and for our families food for our minds and hearts. Help us today to feel the joy that comes from listening to your holy Word.
	This we ask through your Son, Jesus our Lord.
All:	<b><i>Amen.</i></b>

## THE WORD OF GOD (LISTEN)

As the Proclaimer of the Word reverently takes the Lectionary (or Bible) from the prayer table, the other Leader leads the congregation in a Gospel acclamation:

**Listen with your heart** (action: point to ears then place hands crossed over heart)

**Listen to the Good News** (action: point to ears and hold out palms of hands)



**Hear what God is saying** (action: point to ears and point to sky)

**To you and me** (action: point to each other and yourself).

**(Repeat)**

	A reading from the Gospel according to Luke.
Proclaimer:	Once a woman in the crowd raised her voice and said to Jesus: “How blessed is the mother of a son like you!” But Jesus answered, “Blessed rather are those who hear the word of God and keep it.”
	The Good News, the Gospel of the Lord.
All:	<b><i>Praise to you, Lord Jesus Christ.</i></b>
Allow a few moments of silence.	
	What did you hear Jesus say to you in this reading?
	What do you think of Jesus’ answer to the woman?
	<i>Guide the children to see that Jesus is telling us that his mother, Mary, is blessed or happy because she listened to God’s Word with her ears and with an open, listening heart. God’s Word was precious to her; she treasured it in her heart.</i>
	How can we be blessed like Mary?
	What is Jesus asking you to do this week?
	<i>Discuss with the group what this Word of Jesus is saying to us today.</i>
Catechist:	<i>Lead the group in saying:</i>
	“Jesus said: Ephphatha!” (pronounced “EHF-uh-thuh”)
	Where in our journey did we hear this word before?
	<i>Remind the group of the Session called Awakened to Grace – “Ephphatha Rite” that we celebrated last November.</i>
	This is part of the Rite of Baptism where after we received our lit candle, our ears and lips were touched, and the family of God prayed:
	The Lord Jesus made the deaf hear and the mute speak: May he soon touch your ears to receive his Word, and your mouth to proclaim his faith, to the praise and glory of God, the Father.
Presider:	Proclaim the Gospel of Mark 7:31–37




---

	What did you hear in this story?
	How do you think the man felt before he was cured? Afterwards?
Catechist:	Who asked Jesus to cure the deaf man?
	What did Jesus do?
	What does “Ephphatha” mean?
Presider:	We all sometimes have trouble hearing. We want to listen to Jesus, but we can’t or don’t know how. Sometimes we even refuse to listen to Jesus’ words with our ears or with our hearts. We can ask Jesus to touch us and to say, “Ephphatha!”

---

### EPHPHATHA RITE (DO)

---

	And now we are going to be blessed in a special way. Jesus used this blessing in his day.
Presider:	<i>The Presider or team members may give this blessing, or parents may give the blessing while the Presider says the words. This may be repeated with children blessing the parents.</i>
	<i>While the ears are being signed with the Sign of the Cross:</i>
	I (we) mark your ears with the Sign of the Cross, that you may always hear the words of Jesus and keep them in your hearts.
All:	<b><i>Amen.</i></b>
	<i>Invite the group to be still and to listen to the sounds around them.</i>
Presider:	Dear God, you speak in many ways: in signs of love, in your wonderful creation, in friends, in music and in silence. Thank you for this gift of your presence. Help us always to listen to your word, spoken most clearly in Jesus your Son, our living Word.
All:	<b><i>Amen.</i></b>

---

### DISMISSAL (GO)

---

Closing Song:	<i>Speak Lord or other ‘Listen song’.</i>
	<i>Ministers gather the symbols and process out.</i>

---

### REFRESHMENTS

#### *Reflection on the Celebration*

Catechist begins a general discussion, using the following questions:

- How did you feel about our celebration?
- How did you feel when your ears were blessed?
- What is your strongest memory of what we did tonight?
- How do we listen with our ears and with our hearts?
- What helps you know that someone is listening with their heart?



### *Banner Activity*

---

Catechist: *Explain that, in this session, participants have reflected on the importance of listening carefully to God's Word in the Liturgy of the Word, the second part of the Eucharist.*

*Invite six children to come forward. Each takes one letter of the word LISTEN, and places it, in the correct order, on the banner.*

---

### *Final Blessing*



## Passion / Palm Sunday (Year A)

**(Red Cloth)**



**Welcome:** "Good morning boys & girls. Welcome!"

**Announcements:** Make any necessary announcements before the liturgy begins.

**Candles:** Select one child to help light the candles.

**Song:** *Open Our Hearts* (by Christopher Walker)

**Sign of the Cross:** Lead the children in making the Sign of the Cross.

**First Reading:** "This is a reading from Paul's letter to the Philippians."

*(Readings may be proclaimed by a parent)*

*The Sunday Book of Readings Adapted for Children, p. 37*

"The Word of the Lord."

**Children:** "Thanks be to God."

**Responsorial Psalm:** **Children's Response:** "Glorify God; glorify God's holy name!"

Verse 1: "Let us praise God's holy name."

Verse 2: "Glorify God; glorify God with me." *(Pause in silence for a moment)*

**Alleluia:** **The Alleluia is omitted during Lent.**

**Gospel:** "This is a reading from the Gospel of Matthew."

**Children:** "Glory to you, Lord." *(Three crosses - Lord be in my thoughts, in my words, and in my heart)*

*The Sunday Book of Readings Adapted for Children, p. 38-41*

"The Gospel of the Lord."

**Children:** "Praise to you, Lord Jesus Christ."

**Dialogue:** "Today is a special feast day called Palm Sunday or Passion Sunday. During the Gospel reading, we hear how Jesus came into the city of Jerusalem riding on a donkey. When the people and the children heard he was coming they spread their clothes for a carpet and waved branches in the air. Today we carry branches or palms because we also want to honour Jesus and welcome him into our hearts and lives."







"In the first reading, Paul suggests people should think and live like Jesus. How do you think Jesus wants us to live?" (**share** - be kind, be nice, share, forgive others, etc.) "Jesus always obeyed God the Father, even when it meant that he was going to die on the Cross. And because Jesus obeyed the Father, in everything, Jesus was raised up from death to new life."

"The Passion tells the story of the last days of the life of Jesus on earth. The people had taken Jesus to see Pilate and demanded that he be crucified. How do you think Jesus felt when the people wanted him to die?" (**share** - alone, sad, betrayed)

"Every year Pilate always set one person free. Why didn't he let Jesus go free?" (**share** - the people wanted Jesus to die, the people said Barabbas should go free) "Do you remember how the people treated Jesus?" (**share** - hitting him, spitting at him, making fun of him) "How do you think that made Jesus feel?" (**share** - sad and disappointed) "Jesus made the supreme sacrifice...he died on the Cross for us, so that we would have new life with him, forever. The Passion is a very intense description of the last days of Jesus' life on earth. Do you have any thoughts about what you just heard?" (**share**)

"This week is called Holy Week, because of what Jesus did for us. Try to think about Jesus this week, his obedience to God, and his faith in the love of the Father."

#### Intentions:



"Let us pray: *(the intentions can be read by the children)*

That we try to live our lives in love, like Jesus asks of us, we pray to the Lord.

**Children:** "Lord, hear our prayer."

That we have faith in Jesus, and trust that he is with us all our lives, we pray to the Lord.

**Children:** "Lord, hear our prayer."

encourage the children to share their own intentions

#### Song:

Choose from *Catholic Book of Worship III*, your parish hymnal, or other sourced song book. Be sure it is related to the theme of today.

#### Closing:

Discuss the Home Assignment and select readers for the following week; all parents should be encouraged to read next week's readings with their children.



Name: \_\_\_\_\_

Date: \_\_\_\_\_

# HOME ASSIGNMENT

*Passion / Palm Sunday (Year A)*



1. How do you think Pilate felt when he was forced to release Barabbas instead of Jesus? Explain.

---



---



---

2. How do you think Barabbas felt after being released, knowing that Jesus was going to die instead? Explain.

---



---



---

3. Draw a picture of Jesus riding into Jerusalem on a donkey as people spread their coats and branches on the road in front of him.



# Rite of Anointing with the Oil of the Catechumens

## (SUPPLEMENTAL RITE FOR THOSE NOT BAPTIZED)

Presider:	In the name of the Father + and of the Son and of the Holy Spirit
All:	<b><i>Amen.</i></b>
	Let us pray for the gift of God's Spirit as we continue our journey together.
	<i>Silence</i>
	God our Father,
	Because we have heard your invitation, we are gathered here with open hearts to listen to your Word and to celebrate the wonderful gift of your Word in our lives. We ask you, loving God, to bless us.
	<i>One candidate spreads the cloth on the table.</i>
Presider:	May this table be a sign that we are all one family sharing our life together.
	<i>The Cross Bearer holds the cross high and, after the prayer below, places the cross on the table.</i>
	May this cross always be a sign to us of your great love.
	<i>The Book Bearer holds the Lectionary (or Bible) high and, after the prayer below, places the book on the table.</i>
	May God's Word be for us and for our families food for our minds and hearts. Help us today to feel the joy that comes from listening to your holy Word.
	This we ask through your Son, Jesus our Lord.
All:	<b><i>Amen.</i></b>
	<i>Leader will call Name(s) to come forward with their parents and sponsors. They will form a semi-circle behind the prayer table.</i>



We now prepare to strengthen [Name(s)] with the Oil of the Catechumens, specially blessed by the Bishop for this use.

Like precious foods preserved in oil, [Name(s)] will be given the grace to persevere in following Christ to become one who nourishes others.

As ancient athletes used oil for strength, (Name) will be strengthened by God's grace to be a true disciple.

Lord God,

Protector of all who believe in You. Give the wisdom and strength this oil signifies to [Name(s)] who will be anointed with it, in preparation for (his/her/their) baptism.

Bring them each day of their lives to a deeper understanding of the Gospel values.

Help them to accept the challenge of Christian living, and lead them to the joy of new birth in the family of Your Church, the People of God.

We ask this through Christ our Lord.

Amen.

Presider:

(Name) I anoint you with the Oil of Salvation in the name of Christ our Savior, who lives and reigns for ever and ever.

Amen.

A reading from the Letter of Paul to the Ephesians: 1: 1-14 (adapted)

Paul was a friend of Jesus who worked very hard to spread the good news about Jesus risen from the dead. He visited many communities and often wrote letters to remind them about the good news. One day he wrote to his friends in a city called Ephesus. This is what he said:

May happiness and peace be yours from God our Father and from Jesus the Lord, God's chosen one! Glory to the God of Jesus who has chosen us and blessed us more than we can ever imagine. Yes, God chose us even before the world was made!

God loves us so much that he shared with us the very life of his Son Jesus, making us his daughters and sons and calling us by name. God wanted each of us to be a dearest child just like Jesus. Because of Jesus we have not only received the good news, we have been marked and sealed with the Spirit of Jesus, the promise of exciting and wonderful life now and forevermore.

The Word of the Lord.

All: ***Thanks be to God.***

Presider: ***Homily***

All: ***Come, Holy Spirit,***

***Fill the hearts of your faithful and enkindle in them the fire of your love.***

## Intercessory Prayers



Presider:	We have been called by the Lord to be a royal, priestly and prophetic people. Let us celebrate God's friendship with these children and pray for them as they prepare to join the Church through the Initiation Sacraments.
Reader:	Through baptism, bring [Name(s)] into your church, we pray:
Response:	<b><i>Lord, hear our prayer.</i></b>
Reader:	Through their lives, help them to be faithful witness to your Son, Jesus the Christ, we pray...
Response:	<b><i>Lord, hear our prayer.</i></b>
Reader:	Teach them by the words and example of their parents and sponsors, and help them grow strong as members of the Church, we pray...
Response:	<b><i>Lord, hear our prayer.</i></b>
Reader:	Renew the power of Baptism in each one of us here, we pray...
Response:	<b><i>Lord, hear our prayer.</i></b>
Presider:	Lord, you know the prayers of our hearts. Thank you for loving us.
	I now invite all to join in this prayer that Jesus taught us. Our Father ...

### *Sign of Peace*

Presider:	+ May Almighty God bless us all, the Father, the Son and the Holy Spirit, now and forever.
All:	<b><i>Amen.</i></b>

\* This rite is celebrated after Holy Thursday and before Easter Sunday. A shorter alternate rite can be found in *Children's Catechumenate*, Director's Guide, Rev. Thomas L. Long and Emily F. Filippi, Brown-ROA, pp. 33 – 34).



# Year 2 Cycle C/A Scope and Sequence Review Chart

## The Liturgical Season of Lent (Cycle A)

Catechetical Focus:	Scriptural References	Knowledge and Understanding: (Cognitive Level)	Skills: (Practical Level)	Values and Attitudes: (Affective Level)	Lectionary Readings Cycle A
<b>The Holy Spirit, the Giver of Life draws us to Christ</b>		<i>The child knows...</i>	<i>The child can...</i>	<i>The child...</i>	<b>Gospel Reading</b>
Explore the notion of life and renewal of life	Luke's Story of the Passion with the narrative of the empty tomb	Creation as God's gift	Link the earth and the work of God's Holy Spirit	Is grateful for the gifts of the earth	<b>(1<sup>st</sup> Sun. of Lent)</b> Mt 4:1-11
Enter into the Lent/Easter cycle	<b>Jn 20:19-22</b> <i>Jesus sends the Spirit upon his disciples: "Receive the Holy Spirit. If you forgive the sins of any, they are forgiven them"</i>	Importance and rituals of Lent and Easter	Link Lent and Easter with the narrative of Jesus	Appreciates how in Lent and Easter one becomes involved with the narrative of Jesus	<b>(2<sup>nd</sup>)</b> Mt 17:1-9
Celebrate the power of the Holy Spirit in bringing us forgiveness and reconciliation	<b>John 11:25</b> <i>I am the resurrection and the Life</i>	The Holy Spirit helps us to become united with Christ again if we sin	Recognize the need to forgive and be forgiven	Celebrates Lent and Easter at home and in the parish	<b>(3<sup>rd</sup>)</b> Jn 4:5-42
Participate in the mystery of Christ's death and the power of the Spirit raising Jesus to new life		The Holy Spirit was present in all that Jesus said and did	Participate in and contribute to the prayers and celebrations	Participates in the Sacrament of Penance	<b>(4<sup>th</sup>)</b> Jn 9:1-41
		The Sacrament of Penance	Forgive	Has a desire to be forgiven and forgive	<b>(5<sup>th</sup>)</b> Jn 11:1-45
		The Easter narratives	Care for the earth		<b>Passion/Palm Sunday</b> Mt 26:14-27:66
		The "Glory Be"			



# Our Faith Journey

Easter Season to Body and Blood of Christ

## LESSON PLANS YEAR TWO

April 16 – June 4, 2017

Year A





# The Liturgical Season of Easter

## MAKING THE CONNECTION

The Sunday Readings for Year A, for the Liturgical Season of Lent and Easter, and the expectations covered in the *Criteria for Catechesis* for children age seven, serve as a guide in the lessons presented. The Scriptures presented help children make the connection between the sacrifice on the cross and the sacrifice of the Mass. In these lessons, we help children make the connection between the Gospel message and their lives. The following themes should be covered:

### Catechetical Outcomes

Reinforce desired outcomes identified in the matrix that emphasize the catechetical focus: the Holy Spirit, the Giver of Life draws us to Christ:

- Explore the way the Holy Spirit is at work in uniting people with Christ
- Telling narratives of people who are/were extraordinary in their generosity and goodness
- Exploring the parables of Jesus
- Examining the narrative of Pentecost and how the Holy Spirit sends the Church out into the world
- Students will be able to explain the meaning of passages of Scripture that support the catechetical focus:
  - \* Other seed fell into good soil and brought forth grain...
  - \* Feeding of the five thousand
  - \* The Parables of...The Mustard Seed, Treasure and the Merchant, Healing of Blind Bartimaeus, Healing of a Paralytic, Healing of the Centurion's Servant, Cleansing of Ten Lepers
  - \* The Coming of the Holy Spirit

### Cognitive, Practical and Affective Outcomes

- The children will KNOW
  - \* What we mean by generosity and abundance
  - \* In an age-appropriate way, the gifts and fruits of the Holy Spirit
  - \* Jesus as a parable teller
  - \* God gives gifts in abundance by the Holy Spirit
  - \* The meaning of the Feast of Pentecost
  - \* Gratitude for the abundance of life
  - \* The importance of prayer and celebration
- The children will be able to DO the following
  - \* Explain the basic meaning of the parables
  - \* Identify some of the gifts and fruits of the Holy Spirit
  - \* Understand generosity as something one responds to with generosity





- \* Express gratitude
- \* Participate in and contribute to the prayers, songs and celebrations of the group
- The children should demonstrate the following VALUES and ATTITUDES
  - \* Enters fully into the parables and narratives of Jesus
  - \* Appreciates the power of the Holy Spirit in the narratives of Jesus
  - \* Appreciates and lives the fruits of the Holy Spirit in relation to the mission of the Son
  - \* Celebrates the Feast of Pentecost
  - \* Is sustained by the gifts of the Spirit
  - \* Is generous and grateful
  - \* Expresses gratitude in prayer

### Specific Lectionary Based Outcomes

- (Easter Sunday) The women are the first disciples to return to the tomb and find it empty. They are uncertain but rush to tell the apostles and the others the Good News, that is, Jesus has risen!
- (2nd) Jesus' first words to his disciples were words of peace and forgiveness
- (2nd) Like the apostle Thomas some of us find it hard to believe things we can't see
- (2nd) People come to believe in Jesus by what we say and do; they see Jesus in our lives
- (3rd) The story of the disciples meeting Jesus on the road to Emmaus reminds us that Jesus walks with us in our daily journey too.
- (3rd) Jesus is still present in the scriptures and in the breaking of the bread (communion) at Mass
- (4th) Shepherds walk in front of their sheep leading them to pastures with good food
- (4th) Jesus is the Good Shepherd who will lead us to a full and happy life
- (5th) Jesus came to show us who God is and the way to happiness.
- (5th) When we live as he taught us, we are on the right path to God
- (6th) Today's Gospel gives us the heart of the Christian message: love. The Holy Spirit shows us how to love
- (6th) Love is not an option but a commandment for followers of Christ
- (Ascension) Before Jesus left his disciples physically, he told them to go to every part of the world and share the Good News
- (Ascension) When we share Good News we can help make the world a better place for everyone
- (7th) Because Jesus died for us, we can share in life forever
- (7th) We must try to do the things God put us on earth to do
- (Pentecost) Jesus tells us not to be afraid but to be at peace because he has given us his Spirit to be with us
- (Pentecost) The Holy Spirit gives us the power to do good things



## Easter Sunday (Year A)

(White Cloth)

**Welcome:** Leader: "Good Morning girls and boys. Welcome! *Alleluia!*"

**Announcements:** - Review with the children the Psalm response

**Candle(s):** - Select child to light the candle(s)

**Song:** - Open our Hearts (by Christopher Walker)

**Sign of the Cross** - Lead the children in making the Sign of the Cross

**First Reading:** (Readings are taken from *The SUNDAY Book of Readings Adapted for Children*, p. 42. These readings may be proclaimed by a parent or another catechist.

"This is a reading from the Acts of the Apostles

.....

"The Word of the Lord."

**Children:** "Thanks be to God."

(Pause in silence for a long moment.)



**Responsorial**

**Psalm:**

**Children's Response:**

"This day was made by the Lord. Let us rejoice! Let us be glad.

This day was made by the Lord. Let us rejoice in salvation!" (repeat)

Verse 1: "You opened the gates of heaven, you have given me life."

All: "You have given me life. I will proclaim the wonders you do! "

This day was made by the Lord. Let us rejoice! Let us be glad.

This day was made by the Lord. Let us rejoice in salvation!"

(Pause in silence for a moment)

**Gospel**

**Acclamation:**

**Gospel:**

Sing the *Alleluia* acclamation together, even if *a capella* and without instrumentation.

"This is a reading from the Gospel of Matthew."

**Children:** "Glory to you O Lord" (3 crosses: Lord in my mind, in my words, in my heart)

*The SUNDAY Book of Readings Adapted for Children*, p 43

"This is the Good News of the Lord"

**Children:** "Praise to you Lord Jesus Christ"

(Pause in silence for a moment)

**Dialogue:**

This week's readings focus on the real message of our faith.

During this Easter season - for the next 50 days, or seven weeks, our first readings



will be taken from the same book in the bible. Do you know what the book's name is? (Acts of the Apostles). The stories in this book, tell of the acts - or *actions* - of Jesus' apostles.

In the First Reading today, we hear about the *actions* of one of the apostles, Peter, who gives a proclamation. What does that mean? (a word that means "to cry out with joy"). What does Peter tell, proclaim, or cry out to the people? (*that Jesus of Nazareth, has risen from the dead*). Jesus' Resurrection - his death and being raised to new life - brings forgiveness to all who believe.

In Matthew's Gospel, the women - Mary Magdalene and Mary - are the first disciples to go to Jesus' tomb. Can you remember/tell me about the story? What did you hear? Whom did they see? (very early in the morning, an angel dressed in white clothes, scared soldiers, earthquake) What did the angel say? (Jesus has risen from the dead, going to Galilee where you will see him). And did they? (yes, almost right away!) And they went quickly to tell the disciples that *Jesus has a new life*.

So, new life. I wonder, what are some signs of new life that we see all around us today? (accept appropriate responses). Yes, these are all signs of new life. And why do you suppose we sometimes wear new Easter clothes? It is because we too see wearing these clothes as a sign of new life in a new season. Maybe it is the first time that we wear shorts outdoors, or a pretty dress for a long time.

New life is indeed, all around us: whether having longer and warmer days, hearing the birds chirping, or seeing the lilies grow, let us all recognize and celebrate that Jesus is indeed Risen! This is the reason for our faith.

### Intentions:



"Let us pray: (*These intentions can be read by the children*)

**Response:** "Lord, hear our prayer."

• That we really appreciate God's many gifts of the signs of new life all around us.

Encourage the children to share their own intentions

### Song:

-Taken from *Catholic Book of Worship III*, your parish hymnal, or other sourced song book. Be sure it is related to the theme of today.

### Closing:

- Discuss and clarify the home assignment
- Select readers and proclaimers for the following week
- Parents should be encouraged to pre-read next week's readings with their children during the week



Name: \_\_\_\_\_

Date: \_\_\_\_\_

# HOME ASSIGNMENT

*Easter Sunday (Year A)*



1. It has been a long and wet and cold winter. What is your favourite "sign of new life" this year? Why did you choose that sign?

---



---



---

2. Mary Magdalene and Mary were two of Jesus' closest friends. How do you think they felt when they discovered that Jesus was not in the tomb?

---



---



---

3. Draw a picture of you bringing the peace of Jesus to someone you know, possibly even in your family. What did you bring to them?



# Ritual Session 17 (2nd Sunday of Easter)

## “DO” THE LITURGY OF THE EUCHARIST

(With adaptations from *Come Join Us at the Table*, Leader's Guide, Muriel Loftus and Lawrence Deong OSB, Novalis)

### Catechist Reflection

*Baptism and Confirmation are clearly a beginning. They point us to something more: the Eucharist. Eucharist is the heart and soul of Christian Initiation. It is the Christian's identification with the life, death, and resurrection of Jesus. When the baptized-confirmed person joins the worshipping community in the breaking of the bread and the sharing of the cup, he or she shares fully in the sacramental celebration of life in Jesus Christ, the Risen Lord.*

*When considered together, the three Sacraments of Initiation show the full dignity of Christian identity. The Christian is one who is immersed in the fullness of God (Baptism) and has been sealed with the Holy Spirit in the community of faith (Confirmation) and joins in the thanksgiving meal of the Christian community (Eucharist).*

*Since childhood we may have heard that Jesus “instituted” the Eucharist at the Last Supper. Indeed he did. But he did not invent an action that we Christians would merely mimic. In taking the bread and wine, blessing and sharing them, he did what Jews had been doing for centuries. What was new was what he said – Jesus identified himself with the bread and the cup. In other words, he is the fulfillment of all of salvation history. The wonderful work of God's promise of salvation culminates in Jesus.*

*The Last Supper points to the Cross, where Jesus offered himself in total obedience to God. Now, whenever the Christian community gathers for the breaking of the bread and the sharing of the cup, it does so in memory of Jesus, to make Jesus' action present again, in giving praise and thanks to the Father. For us this is not just a memory of a past event. At Mass, Jesus is really present, bringing us with him to God the Father and giving us spiritual nourishment for our journey.*

### “Do this in memory of me”

*This theme situates the Eucharist at the heart of our faith. The Eucharist is a ritual action in which we give praise and thanks to the Father for what God has done for us in the self-giving of Jesus. In the Eucharistic action, the self-giving of Jesus becomes reality for us in a sacramental way: God's Spirit makes the paschal mystery present; we “take and eat,” “we share the bread and wine, the body and blood of Christ, and enter into the paschal mystery. The “Do” of this theme embraces two actions: the Eucharistic Prayer – the “giving thanks,” and the breaking and sharing of bread and wine (Communion).*

*In the Eucharist we respond to Jesus' invitation, “Do this in memory of me.” We can also remember Jesus in other ways. In our homes, classes and other gatherings, we can remember him by listening to him, by doing as he did, and by sharing food and drink. “For where two or three are gathered in my name, I am there among them” (Matthew 18:20).*

*God's saving love is manifest in Jesus. Grateful for this love, we offer ourselves with Jesus, the Risen Lord, to God the Father in the unity of the Holy Spirit as a living sacrifice of praise as we celebrate the Liturgy of the Eucharist. Then, nourished, we are sent out to continue the work of Christ in the world today.*

*In this session we recognize God's action in our lives by exploring ordinary material and events; these signal God's invitation to deeper relationship and communion with him which we give thanks for and recognize fully in the Eucharist.*



Focus

This session explores:

- **Jesus' words and actions at the Last Supper: taking, giving thanks, breaking the bread, and giving it to his friends.**
- **The celebrations that remember these actions.**

### **GOALS**

- Help the children understand that Jesus meets us in the ordinary events of our lives
- Help the children understand that we receive Jesus in what appears to be ordinary bread and wine that has been transformed by the priest through the action of the Holy Spirit
- Lead the children to the understanding that just as family meal times are moments of coming together which help us to experience life and growth, similarly in the Eucharist Jesus, who is the source and nourishment of our spiritual lives, gives himself to the family of the Church.

### **Supplies and Environment**

- Name tags
- A chair, mat or cushion for each person present
- A table covered with the liturgical colour of the season
- Preferably the processional cross from the church or a simple wooden cross
- Two processional candles
- Lectionary (or Bible)
- A bowl of water
- White garment
- Oils of the Catechumens and Chrism
- Audio visual system ready for showing *Grandma's Bread* (Franciscan Communications, St. Anthony Messenger Press Cincinnati, Ohio, ISBN-13: X529464, 1985, 19:38 Minutes; available on YouTube: <http://www.youtube.com/watch?v=zosONIXGjsU> ; Leaders Guide: [http://catalog.franciscanmedia.org/Guide/pdf/D7152\\_guide\\_Grandmas\\_Bread.pdf](http://catalog.franciscanmedia.org/Guide/pdf/D7152_guide_Grandmas_Bread.pdf))
- Prepared piece of fabric or poster paper (from the previous session) with letters spelling COME and LISTEN on it. This week you will be adding the word DO
- Music
- Refreshments (a loaf of braided bread and grape juice)

### **GATHERING**

Welcome / Introductions

Leader: *(raise arms straight up twice with energy and vigour)*

**Blessed be God! O blessed be God!**

All: ***Blessed be God! O blessed be God!***



Leader: *(cup hands around mouth)*

**Who calls you by name.**

All: ***Who calls you by name.***

Leader: *(Sign of the Cross)*

**Holy and chosen one!**

All: ***Holy and chosen one!***

### **PROCESSION (COME)**

The procession will consist of the following:

A candidate to carry the **cross**

A candidate to carry the **cloth(s)**

A candidate to carry the **Lectionary** (or **Bible**)

A candidate to carry a bowl of **water**

A candidate to carry the jug of **oil**

A candidate to carry the **white garment**

Team Leader: *Ask those selected for the procession to go to the back of the room where someone waits to hand them the objects they will carry.*

*Invite the group to be quiet and wait for a few minutes until there is silence.*

Music: (soft background music)

*The procession gathers around the prayer table so as not to block people*

Presider: ***In the name of the Father +  
and of the Son  
and of the Holy Spirit.***

All: ***Amen.***

Presider: ***The Lord be with you.***

All: ***And with your spirit.***

Presider: ***Let us pray for the gift of God's Spirit  
as we journey with Jesus  
towards Holy Thursday,  
Good Friday and Easter Sunday.***

*Silence*

Presider: ***God our Father,  
Because we have heard your invitation  
we are gathered here with open hearts  
to listen to your Word and to celebrate***



***the wonderful gift of your Word in our lives.  
We ask you loving God, to bless us.***

*One candidate spreads the **cloth** on the table*

***May this table be a sign that we are all one family sharing our life together.***

*The Cross bearer holds the **cross** high and, after the prayer below, places the cross on the table.*

***May this cross always be a sign to us of your great love.***

*The Book bearer holds the **Lectionary** (or **Bible**) high and, after the prayer below, places the book on the table.*

***May God's Word be for us and for our families  
food for our minds and hearts.***

***Help us today to feel the joy***

***that comes from listening***

***to your holy Word.***

***This we ask through your Son, Jesus our Lord.***

All: **Amen.**

### **The Word of God (LISTEN)**

*As the Proclaimer of the Word reverently takes the Lectionary or Bible from the prayer table, the other Leader leads the congregation in a gospel acclamation –*

Leader: ***Listen with your heart*** (action: point to ears then place hands crossed over heart)

***Listen to the Good News*** (action: point to ears and hold out palms of hands)

***Hear what God is saying*** (action: point to ears and point to sky)

***To you and me.*** (action: point to each other and yourself).

*(Repeat)*

**PROCLAMATION OF THE WORD:** **I Corinthians 11: 23-26**

***The Word of the Lord***

All: **Thanks be to God.**





### **Reflecting On The Reading**

Catechist *In his letter to the Corinthians St. Paul speaks of handing on what he received from Jesus himself, a meal, a very special meal where Jesus shares himself with his friends, and says, "Do this... in remembrance of me".*

*Paul says Jesus that took and shared bread and a cup of wine with his friends. These are very familiar foods which we can find at suppertime meals.*

Ask these questions:

- *Why do you think Jesus chose suppertime to share himself with his friends?*
- *When do you feel that you really belong to your family, that you are very close to them?*
- *When do you feel close to your friends?*

### BACKGROUND TO THE VIDEO GRANDMA'S BREAD

Grandma's Bread is about:

- *tradition*
- *listening*
- *remembering*
- *sharing Jesus with others*

*Father: at first is impatient, dismisses tradition, puts his work first; but experiences a transformation*

*Grandma: very patient, understanding, praises Mario*

*Mario: very patient, perceptive, loving*

*Mom: very understanding and helpful*

Remember:

- *Mario promised Nonna to keep the Italian traditions and customs alive.*
- *Tension is resolved when the family comes together to make the Easter Bread, to honour memory of Nonna.*
- *Jesus said "Do this in memory of me"*
- *We celebrate together at every Mass as He told us to do.*



*Play the video, Grandma's Bread*

*Following the video invite the children to share what they saw*

*Identify some aspects of Family Traditions, for example:*

- communion/baptismal gowns passed down through the centuries.
- special meals
- photos
- celebrations – relatives
- prayer books.

**What was said while Nonna and Mario were making the bread?:**

1. "We thank you Lord for your love and the life in all of us"
2. "Thank you Lord for the many people in our family, make them grow in love and understanding of you and each other"
3. "Braided bread – woven together like our lives"
4. "We eat bread together as we are a family"

*Make the following connections:*

**Communion:**

- We are one with the Lord Jesus and with one another.
- We share the same Bread the Body of Christ.

**Bread:**

- Unleavened Bread
- Bread was a food all people shared in the time of Jesus.
- Bread is eaten in all parts of the world – though many different types.
- Bread is made from wheat – it takes many grains of wheat to make a loaf of bread

**Wine:**

- It takes many grapes to make wine.

Jesus chose bread and wine to share with his friends because of the special meaning they had in Jewish religious meals. He used ordinary food, bread and wine to share the gift of himself with them.

By the action of the Holy Spirit Jesus changed bread and wine into the gift of himself, his Body and Blood. In the Eucharist, Jesus, the risen Lord, continues to nourish us with himself. His gift gives us the strength we need to live as his followers.



**Bread is a symbol of nourishment. How do we make bread?**

**Where does the flour come from? How many grains of wheat together form just one loaf of bread?**

**How is wine made? Can it be made with just a few grapes? It takes lots and lots of grapes to make a bottle of wine!**

**It takes the effort of many willing people, united in their gift of time and effort to grow, harvest, prepare and make bread from wheat and wine from grapes.**

**So too as Church, we are a community of many people, but we are still one Church. We come together as one family bringing our efforts and our prayers to God in thanksgiving for his life in us. We also ask that in our sharing of his life with others we might nourish them as he nourishes us.**

**Have you ever heard your parents and teachers tell you that you should eat "good food" if you wish to be strong and healthy. The same is true for your Christian life. If you wish to become the very best person you can be, to live and act the way God would want you to, you need help.**

**It is not easy. Jesus understood. So he gave us a special gift. He gave us himself. By sharing in his life, by receiving his Body and Blood, you become more like Jesus. He gives you the strength to live as the very best "you".**

*Ask these questions:*

- *Have you ever received a special gift from a grandma or aunt or uncle who is no longer here with you?*
- *How do you share yourself with your family or friends?*
- *How can we be like bread for one another?*

*Jesus gave us a gift. He gave it to his friends when he celebrated the Last Supper with them. What might that gift be? (the Eucharist – his body and blood).*

*What does Eucharist mean (Thanksgiving)*

*How does the Eucharist help us? (it gives us strength to be Jesus' followers)*

**Sharing Refreshments** Have the *braided bread* and *grape juice* available

### **Banner Activity**

*Prepare the letters D-O for the banner and select children to place the letters on the banner.*



Catechist: ***Tonight we remembered Jesus' words, "Do this in memory of me."  
This is the third movement of the Eucharist: we give thanks to the Father and share  
the bread of life and the cup of joy.***

***And so we place the letters of "D-O" on our banner.***

*(Invite two children to place the new letters on the banner.)*

### **Continuing The Journey At Home**

- Remind families to review "Sealed with the Holy Spirit" (on pages 16 -17 in their *Come Join us at the Table Family Book*).
- Explain briefly when the Confirmation rite will take place during the Eucharist.

*Encourage families to:*

- Give time and attention to the activities on pages 49-50 in their *Come Join us at the Table Family Book*. These are intended to help the children prepare for First Communion.

Give a brief explanation and demonstration of how to receive the Eucharist so they may practise at home:

- Show how the family should come forward.
- Practise the proclamation: "The Body of Christ" and response: "Amen!"
- Indicate how they should hold their hands to receive the host, and how and when to put it into their mouths.
- If children are to receive from the cup, show them how to do this. Remind parents that it is important that children taste wine beforehand.

### **Final Reminders:**

- Make sure that everyone knows all the details of the celebration.
- Announce the date of the "Go" Session.
- Select and prepare the readers for Matthew 28: 16-20, and Matthew 25:34-40
- Assign Reading parts for "Go" Session.
- Select and assign participants for the procession.
- If you are planning a potluck meal as part of the next session ensure all responsibilities have been assigned.



## 3rd Sunday of Easter (Year A)

(White Cloth)

**Welcome:** Leader: "Good Morning girls and boys. Welcome! *Alleluia!*"

**Announcements:** - Review with the children the Psalm response  
- Make any necessary announcements before you begin

**Candle(s):** - Select child to light the candle(s)

**Song:** - Open our Hearts (by Christopher Walker)

**Sign of the Cross** - lead the children in making the Sign of the Cross

**First Reading:** (Readings are taken from the *SUNDAY Book of Readings Adapted for Children*, p 49, These readings may be proclaimed by a parent or another catechist)  
"This is a reading from the Acts of the Apostles."

.....

"The Word of the Lord."

**Children:** "Thanks be to God."

(Pause in silence for a long moment.)



**Gospel**

**Acclamation:** Sing the *Alleluia* acclamation together, even if a *capella* and without instrumentation.

**Gospel:** "This is a reading from the Gospel of Luke."

**Children:** "Glory to you O Lord" (Three crosses: Lord be in my mind, in my words, in my heart)

(Readings are taken from *The Sunday Book of Readings Adapted for Children*, p 51.)

"The Gospel of the Lord"

**Children:** "Praise to you Lord Jesus Christ"

(Pause in silence for a long moment.)

**Dialogue:** Remember that we will be listening to a book during the 50 days of Easter. What is the book? (*Acts of the Apostles*) Why is it called that? (It tells of the actions of the apostles).

The readings this week again focus on our central message, called the mystery of faith: Christ has died, Christ is risen, Christ will come again!"

In today's First Reading, Peter, a simple fisher, did something bold. He stood up in front of a group of people he probably didn't even know, to **proclaim** something. (Remember what we said it meant, cry out with joy) Do you know what the message was? (you killed him, and God freed Jesus from death by raising him) We remind ourselves of that story every time we gather at Mass,



when we proclaim "Christ has died, Christ is Risen, Christ will come again". This is *our* chance to be like Peter.

Now, I'd like to invite you to close your eyes for a moment. Imagine the two disciples walking along a country road (pause). There are no cars, no stores, no iPhones - no distractions at all. Just the sound of the wind, and birds chirping in the distance. These disciples must have been very sad and confused. Then a stranger joined them. Didn't they sound pretty confused when they first started talking to Jesus? They were trying to tell Jesus everything that had happened in Jerusalem (*please sound frantic!*): He was a great prophet; we were hoping that he would save us, he was put to death...they crucified him, but the women said angels told them he was alive, and then the men went and found things as the women had said. They must have sounded frantic!

When Jesus joined the conversation, he wasn't recognized at first, but he was able to remind the disciples' about what the prophets had foretold about him. By doing that, Jesus was able to bring them peace. Now because Jesus was so interesting and knowledgeable - even though they didn't recognize Jesus, the two disciples then invited him to stay with them for supper. What did Jesus do? (He broke bread). And what happened then? (He was gone). Jesus is present in the stories we share about him, called the Word, and he is also present in the breaking of the bread (Eucharist). And these two disciples were excited by what had happened!

Even though Jesus was killed, God, Jesus' Father, raised Jesus back to life so that we could receive his peace and forgiveness. Let us remember that Jesus walks with each one of us in our daily lives, whenever we pray by ourselves or gather to celebrate the Mass. Jesus is always there with us!

### Intentions:

"Let us pray: (*These intentions can be read by the children*)

**Response:** "Lord, hear our prayer."

Encourage the children to share their own intentions

That we learn to recognize and listen to Jesus during our day, ...



### Song

-Taken from *Catholic Book of Worship III*, your parish hymnal, or other sourced song book. Be sure it is related to the theme of today.

### Closing:

- Discuss and clarify the home assignment.
- Select readers and proclaimers for the following week
- Parents should be encouraged to pre-read next week's readings with their children during the week.



# Ritual Session 18 (3rd Sunday of Easter)

## “GO” MYSTAGOGIA REFLECTION

(Adapted from *Come Join Us at the Table*, Leader's Guide, Muriel Loftus and Lawrence Deong OSB, Novalis)

### Focus

This session explores:

- Mystagogical reflection.
- The new personal experience of Confirmation and Eucharist.
- Christian life as a call to mission and service.

### Background

This last session forms part of mystagogy and should be scheduled only after the celebration of Confirmation and First Communion. It is a time for "pondering the mystery."

Be sure to give children, parents and sponsors time to talk about their experience. Children have entered more deeply into the mystery of Jesus' presence, and even though some may not be able to verbalize their understanding, their imagination and feelings have been touched. They may want to express their experience through another medium, such as art or song. Adults can express their joy at welcoming the children to the table of the Lord. Children discover what it means to belong to the community of Jesus' friends.

"Go to love and serve"

"Go," says Jesus at the end of the Gospel. "I am sending you to proclaim my gospel, good news for all the world." Once the Christian community had experienced the joy of Jesus' presence and the power of his Spirit, it was ready to go outwards in every direction. Jesus did not transform the world. He transformed ordinary people into disciples who are sent, in the power of the Spirit, to renew the face of the earth. You may wish to distribute the Confirmation and First Communion certificates at this gathering. If you have planned a potluck supper, you will need to decide *when* to schedule the celebration, as well as *where* to have it. The potluck could be the central activity for the first part of the evening, with dessert saved until after the celebration.

### Prepare

- ❖ Purchase and complete Confirmation and First Communion certificates.
- ❖ Create a comfortable space for parents, children and others to gather around the prayer table. If you have a large space, place the table and candle in the centre. Families will form two circles, with the newly-initiated in the inside circle and parents behind them on the outside.
- ❖ Prepare the usual items for the procession:
  - The cross.
  - The Lectionary (or Bible).
  - The candle. Try to use the Easter candle for this celebration. If it is not available, use the candle you usually use.
  - Place the Easter candle in a prominent place near the prayer table.
  - Obtain enough small tapers for all participants; children should use their own baptismal candles if possible.



- Gather pictures or photos depicting different aspects of Matthew 25:34-40 (feeding the hungry, visiting the sick, etc.).
- Make sure that the readers have arrived and are prepared for both Matthew 28:16-20 and Matthew 25:34-40.
- If memento cards are being presented, have these available.

#### **Choose and Prepare Music:**

A joyful Easter alleluia such as, "*Jesu, Jesu, Fill Us with Your Love*," (Young People's Glory and Praise II, *Tom Colvin, Damean Music*); "Let Us Go," "Jesus, You Love Us," (Calling the Children, *Christopher Walker, OCP*), "This Little Light of Mine."

#### **Welcome And Gathering**

1. Give tapers to the adults as they arrive. Children will receive tapers later if they have not brought their baptismal candles.
2. Catechist 1 expresses the joy of the whole parish that the children now have joined them at the table of the Lord.
3. Catechist 1 invites families to form into groups and to talk about what happened at their Sunday celebration.
  - What do they remember especially?
  - How did they feel?
4. On reassembling, invite those who wish to do so to share with the larger group.
5. Spend a few minutes practising the new songs.

#### **Procession (COME)**

*A team member lights the candle or candles and dims the lights, if possible; play soft background music when the procession begins.*

Catechist 1: *Ask those assigned to the procession to go to the back of the room where they will receive the symbols for the prayer table. Participants in the procession carry all the elements used in the previous celebrations: the Lectionary (or Bible), cross and candles.*

*Invite the group to be quiet and wait for a few minutes till silence settles.*

*The procession gathers around the prayer table so as not to block people's view.*

Presider: ***Today we remember that Jesus' friends gathered with him as he was about to leave them and return to his Father.***

#### **Opening Prayer**

Presider: ***In the name of the Father +***





***and of the Son,  
and of the Holy Spirit.***

All: **Amen.**

Presider: ***Loving God, you invited us to come to your table to share the bread of life.  
Now you have gathered us once again in your presence.***

*One child spreads the **cloth** on the table.*

***May this table be a sign that we are all one family sharing life together.***

*The candle bearer holds the **candle** high and, after the prayer below, places the candle on the table.*

***May this candle remind us that Jesus, our risen Lord, lights the way to you, God.***

*The cross bearer holds the **cross** high and, after the prayer below, places the cross in its stand on the table or on the floor.*

***May this cross always be a sign to us of God's great love.***

*The book bearer holds the **book** high and, after the prayer below, places the book on the table.*

***May God's Word be for us and for our families food for our minds and hearts.***

*(Silence)*

***Lord Jesus, you called your disciples to follow you and learn how to love everyone.***

***Then you sent them out to share your good news.***

***Send the breath of your Spirit to fill our hearts. Help us to listen to and to answer your call.***

***We ask this in your name.***

All: **Amen.**

### **The Word Of God (LISTEN)**

Song Leader/Cantor: *Lead the group in a joyful Easter alleluia.*

Reader: ***A reading from the Gospel according to Matthew.***

***The apostles went to the mountain where Jesus said he would meet them. They bowed before the Lord Jesus but some of them still weren't sure that he was really alive. Jesus came and said to them, "Everything in all of creation has been put into my hands. So I***



***say to you: Go and share the good news with all people. Invite them into God's family, through baptism in the name of the Father, the Son and the Holy Spirit. Help them to love as I have loved you. And remember, I will always be with you. You will never be alone."***

***The Gospel of the Lord.***

All: **Praise to you, Lord Jesus Christ.**

Song Leader/Cantor: *Lead the group in a joyful Easter alleluia.*

### **Reflecting On The Reading**

Catechist2 *Reflect briefly on the meaning of Jesus' words, using questions such as the following:*

- ***What did you hear in this reading?***
- ***What is Jesus asking us to do?*** [Go and share the good news]. *If children cannot answer, invite them to be very quiet and listen again to Jesus' words.*
- ***What is this "good news"?***
- ***What are some ways we can share the "good news" of Jesus this week?***

Catechist 2 *Summarize:*  
***All those things you have named are important to Jesus – they are ways we can bring more happiness into our world.***

Catechist 2 *Ask:*  
***When do we hear the word "Go" at Mass on Sunday?*** [At the end of Mass: "Go in peace to love and serve the Lord."]

Catechist 2: ***What does it mean, "...to serve the Lord "?***

Reader 1: ***Jesus gives us the answer*** (Matthew 25:34-40). ***He said:***  
***"I was hungry and you gave me food."***

Reader 2: ***"I was thirsty, and you gave me a drink."***

Reader 3: ***"I was a stranger and you welcomed me."***

Reader 4: ***"I was naked and you gave me clothing."***

Reader 5: ***"I was sick and you took care of me."***

Reader6: ***"I was in prison and you came to see me."***

Narrator: ***The people who hear these words will say:***



Reader 7            **"Lord, when did we see you hungry and feed you?"**

Reader 8:           **"When did we see you thirsty and give you a drink?"**

Reader 9:           **"When did we see you a stranger and welcome you"?**

Reader 10:          **"When did we see you naked and give you clothes?"**

Reader 11:          **"When did we see you sick and take care of you?"**

Reader 1:           **"When did we see you in prison and come to see you?"**

Catechist 2:        ***Jesus answered:***  
***"I tell you truly, if you did it to any one of my brothers and sisters, you did it to me".***

Presider:           *Invite a few moments of silence.*

Song Leader/Cantor: *Lead the group in, "Jesu, Jesu, Fill Us with Your Love," or "Jesus, You Love Us."*

Catechist 1        *Darken the room.*  
*The presider invites the children to come forward with their baptismal candles or tapers, which the presider lights from the Easter candle. If the children are in a circle, the presider could move around to light their candles. As this is done, the presider says:*

***(Name), go, and walk always as a child of the light!***

*During, this the team could lead the singing of "This Little Light of Mine."*

Catechist 1:        ***Remembering the words of Jesus, you can now spread the light to everyone in your family.***

*All go together to spread the light. When all candles are lit, catechist invites everyone to hold their candles and sing "This Little Light of Mine."*

Presider:           ***Lord, we thank you for all who have been baptized, confirmed and joined with us at your holy table. You have placed your light in our hearts. Help us to keep it burning brightly even when it is dark.***

*Catechist asks everyone to blow out their candles.*

Presider:           ***And now let's join hands and pray the prayer that Jesus taught us:***  
***Our Father...***

### **Dismissal (GO)**

Presider:           ***Go in peace to love and serve the Lord!***



All: **Thanks be to God.**

Song Leader/Cantor: Invite the group to sing "Let Us Go" by Carey Landry or "This Little Light of Mine."

### **Sharing Refreshments**

### **Reflecting On The Celebration**

Catechist 1 *Invite the group to reflect on the following questions:*

How did you feel about our celebration?

What did you like especially?

What did you learn about Jesus?

### **Banner Activity**

Catechist 1 *Remind the group of today's learning: the last part of the Eucharist calls us to go out to make a better world. Invite one or two children to put the letters forming the word "GO" on the banner.*

*Invite everyone to bless each other with the Sign of the Cross before they leave.*

*If giving the children memento cards, distribute them now.*

**Closing** *Sing or say a prayer of blessing.*

### **Continuing The Journey At Home**

*Encourage families to:*

- Continue their reflection using the activities in the chapter entitled "Following Through: The Easter Season" in their Family Book. Suggest that they plan to spread these activities out or adapt them for use during the whole year.



Name: \_\_\_\_\_

Date: \_\_\_\_\_

# HOME ASSIGNMENT

*3rd Sunday of Easter (Year A)*

1. We often like to bring gifts to other people and friends.  
What did the risen Jesus bring for each one of us?




---



---



---

2. How many times and activities can you do this week, where you can talk with God - even if it is only a minute long?

---



---



---

3. Draw yourself doing one of these activities and talking and listening to God.



## 4th Sunday of Easter (Year A)

(White Cloth)

**Welcome:** Leader: "Good Morning girls and boys. Welcome! *Alleluia!*"

**Announcements:** - Review with the children the Psalm response  
- Make any necessary announcements before you begin

**Candle(s):** - Select child to light the candle(s)

**Song:** - Open our Hearts (by Christopher Walker)

**Sign of the Cross** - Lead the children in making the Sign of the Cross

**First Reading:** (Readings are taken from *The Sunday Book of Readings Adapted for Children*, p 52, and may be proclaimed by a parent or another catechist.)  
"This is a reading from the Acts of the Apostles."

.....

"The Word of the Lord."

**Children:** "Thanks be to God."

(Pause in silence for a moment)



**Responsorial Psalm:** Leader: "This day was made by the Lord. Let us rejoice! Let us be glad.  
This day was made by the Lord. Let us rejoice in salvation!"

(All repeat)

Leader: "The stone which the builders rejected is the Cornerstone."

All: "You have given me life. I will proclaim the wonders you do! "

This day was made by the Lord. Let us rejoice! Let us be glad.

This day was made by the Lord. Let us rejoice in salvation!"

(Pause in silence for a long moment)

**Gospel**

**Acclamation:**

**Gospel:**

Sing the *Alleluia* acclamation together, even if *a capella* and without instrumentation.

"This is a reading from the Gospel of John."

**Children:** "Glory to you O Lord" (Three crosses: Lord be in my mind, in my words, in my heart)

(Readings are taken from *The Sunday Book of Readings Adapted for Children*, p 53, and may be done by a parent or another catechist.)

"The Gospel of the Lord"

**Children:** "Praise to you Lord Jesus Christ"

(Pause in silence for a long moment)

**Dialogue:** Both readings this week focus on hearing and following the call of God in Jesus.



Again this week, we hear of Peter, the simple fisher, getting up and speaking - or proclaiming - to the crowd. What was it that he said? (God raised Jesus; the same Jesus that was killed). How did the people react? (upset, and wondered what to do). Peter's reply: they be baptized and believe in Jesus, and that Jesus will forgive all your sins! Whenever we honestly take our bad decisions to Jesus, we will find forgiveness - always.

A sheep's life depends on the shepherd. The shepherd always leads them to water, and places where there is enough food. He also insures that they can live in safety! It is the Good Shepherd who gives life to the sheep. Who is it that helps you listen to the voice of Jesus? In the first reading, the people listened to Peter. But who do you listen to today? (teachers, parents, catechists, priests). Yes, these are all our Good Shepherds today, just as Peter was, and Jesus is.

Today, people and children all across Canada and around the world celebrate Vocations Day. That's a big word, but it simply means "a calling". Now, who do you suppose is doing the calling? (Jesus, The Father) That's right. And who do you think God is speaking to? (us). God always lets us know that, if we listen to him, he will lead us and never leave us. Just as a shepherd leads his sheep, Jesus calls people to lead his Church. The Church is praying that people "listen for their calling", so that we have good women and men who want to shepherd us too.

May we always remember to listen to the voice of God in our daily life, whether it be in the hustle and bustle of activity, or the quiet of the day, or in our heart.

### Intentions:



"Let us pray: (*These intentions can be read by the children*)

**Response:** "Lord, hear our prayer."

Encourage the children to share their own intentions

That we will always listen for, and hear God's voice, ...

### Song:

-Taken from *Catholic Book of Worship III*, your parish hymnal, or other sourced song book. Be sure it is related to the theme of today.

### Closing:

- Discuss and clarify the home assignment.
- Select readers and proclaimers for the following week
- Parents should be encouraged to pre-read next week's readings with their children during the week.




Name: \_\_\_\_\_

Date: \_\_\_\_\_

# HOME ASSIGNMENT

*4th Sunday of Easter (Year A)*



1. People don't like to be excluded from a group. Tell of a time when you were excluded from a group or activity, and what you had to do to be included.

---



---



---



---



---

2. Draw a picture of Jesus calling people today. Be sure to include yourself in the picture. What is he saying? What are people doing? Are they all listening?






## 5th Sunday of Easter (Year A)

(White Cloth)

**Welcome:** Leader: "Good Morning boys and girls. Welcome! *Alleluia!*"

**Announcements:** - Review with the children the Psalm response  
- Make any necessary announcements before you begin



**Candle(s):** - Select child to light the candle(s)

**Sign of the Cross** - Lead the children in making the Sign of the Cross

**First Reading:** (Readings are taken from *The Sunday Book of Readings Adapted for Children*, p 54, and may be proclaimed by a parent or another catechist.)  
"This is a reading from the Acts of the Apostles."

.....

"The Word of the Lord."

**Children:** "Thanks be to God."



(Pause in silence for a moment)

**Responsorial Psalm:**

Leader: "Lord be with us, with your love be with us. All our hope is in you!" (All repeat)

Verse 1: "For your faithful word and all you do, for your love we trust in you."

Verse 2: "We are chosen, God, by you. Bless us God, we trust in you!"

(Pause in silence for a long moment)

**Gospel**

**Acclamation:**

Sing the *Alleluia* acclamation together, even if *a capella* and without instrumentation.

**Gospel:**

"This is a reading from the Gospel of John."

**Children:** "Glory to you O Lord" (Three crosses: Lord be in my mind, in my words, in my heart)

(Readings are taken from *The Sunday Book of Readings Adapted for Children*, p 55 and may be proclaimed by a parent or another catechist.)

"The Gospel of the Lord"

**Children:** "Praise to you Lord Jesus Christ"

(Pause in silence for a long moment)

**Dialogue:**

The focus of the readings today show how the community of the Church,



filled with the Holy Spirit, can solve its own problems.

In the first reading, something happened that the apostles became too busy to look after everyone. What was it? (so many people). Does that ever happen to you – or to your mom or dad, or even your teacher? What do you/they do? (they might get frustrated, but they will get some help). That's the same thing the apostles did – they got some help, from the people that they were serving.

Have you ever taken a trip to a place you have never been before? What did you do? (1. decide where to go, 2. know something about where you are going, 3. pack everything you need while there, and 4. take a good map to carefully follow).

In today's gospel, Jesus was talking with his disciples about going somewhere. Where was that? (home, heaven, to his Father). What did the Thomas, the first disciple say? (where are you going?). And Jesus said "I am the \_\_\_\_\_ (Way), the \_\_\_\_\_ (Truth) and the \_\_\_\_\_ (Life)". Jesus lets us know that we only have to live like he – Jesus – did. He was truthful in everything he did; he helped people that were hurt, he spoke with people who needed help or, were ignored all the time. Sounds pretty simple doesn't it? And because Jesus will send his Holy Spirit, we will be able to do *even greater* things than he did.

What do you have to do to live like Jesus this week?

#### Intentions:



"Let us pray: (*These intentions can be read by the children*)

**Response:** "Lord, hear our prayer."

Encourage the children to share their own intentions

For the strength and courage to live like Jesus, ...

#### Song:

-Taken from *Catholic Book of Worship III*, your parish hymnal, or other sourced song book. Be sure it is related to the theme of today.

#### Closing:

- Discuss and clarify the home assignment.
- Select readers and proclaimers for the following week
- Parents should be encouraged to pre-read next week's readings with their children during the week.




Name: \_\_\_\_\_

Date: \_\_\_\_\_

# HOME ASSIGNMENT

*5th Sunday of Easter (Year A)*

1. In the first reading today, Paul said his main work was to "preach the Word of God". Do you agree? Why or why not?



---

---

---

2. What did Paul suggest as a solution to the problem. Do you think it worked?

---

---

---

3. Draw some of the "deacons" chosen and giving food to the needy.

A large empty rectangular box with a blue border, intended for the student to draw the deacons.



## 6th Sunday of Easter (Year A)

(White Cloth)

**Welcome:** Leader: "Good Morning boys and girls. Welcome. *Alleluia!*"

**Announcements:** - Review any announcements with the children

**Candle(s):** - Select child to light the candle(s)

**Sign of the Cross** - Lead the children in making the Sign of the Cross

**First Reading:** (Readings are taken from *The Sunday Book of Readings Adapted for Children*, p 56, and may be proclaimed by a parent or another catechist.)


"This is a reading from the Acts of the Apostles."

.....

"The Word of the Lord."

**Children:** "Thanks be to God."

(Pause in silence for a moment)



**Responsorial Psalm:**

Leader: "All the nations will praise you, and know that you are God!" (All repeat)

Verse 1: "Give God glory. Give God glory and praise."

Verse 2: "Proclaim salvation day after day."

Verse 3: "Tell the nations of God's wonderful deeds."

(Pause in silence for a long moment)

**Gospel**

**Acclamation:**

Sing the *Alleluia* acclamation together, even if *a capella* and without instrumentation.

**Gospel:**

"This is a reading from the Gospel of John."

....

**Children:** "Glory to you O Lord" (Three crosses: Lord be in my mind, in my words, in my heart)

(Readings are taken from *The Sunday Book of Readings Adapted for Children*, p 57.

These may be proclaimed a parent or another catechist.)

"The Gospel of the Lord"

....

**Children:** "Praise to you Lord Jesus Christ"

(Pause in silence for a long moment)

**Dialogue:**

The readings this week focus on God's love being the same for everyone and



everything. We sometimes call it God's Universal Love.

Who remembers the story of the Good Samaritan? Were the Samaritans friendly with the Jewish people in Judea (no; they were just different, foreigners, and didn't get along.) Philip, a disciple of Jesus, was excited by the news that Jesus had been raised from the dead, and Jesus bringing peace and forgiveness to everyone who believed, so he went to Samaria. And did the people believe him? Yes they did, and the people were filled with joy! God's love could not be contained; it was overflowing!

In the Gospel, we hear Jesus saying we should love one another so that we will be happy.

So, what is it about love, that makes us happy? Is it true? Are you are happier when you love, or are loved? How so? Could you give me an example? On Holy Thursday, Jesus showed us a way **how** to love, by washing their feet and serving other people. He does not mean that we must start washing our parents' feet, but that we must start **serving** one another. We have to look after one another. Yes, Jesus gave his life for ours when he died, but Jesus also gave his life for others by helping them, healing them, and caring for them. His presence just seemed to make the people feel important, and more happy.

Jesus wants us to be happy too : he told us, and he showed us **how** to be happy. What did he say? (Love one another **as** I have loved you.) Remember that Jesus said, "There is no greater love than to give your life to your friends". There is nothing greater, than giving your life by serving others. This week, let us remember to focus on serving others.

### Intentions:



"Let us pray: (*These intentions can be read by the children*)

**Response:** "Lord, hear our prayer."

Encourage the children to share their own intentions

That we be able to look for ways to love and serve Jesus by loving and serving our family and friends, ...

### Song:

-Taken from *Catholic Book of Worship III*, your parish hymnal, or other sourced song book. Be sure it is related to the theme of today.

### Closing:

- Discuss and clarify the home assignment.
- Select readers and proclaimers for the following week
- Parents should be encouraged to pre-read next week's readings with their children during the week.



Name: \_\_\_\_\_

Date: \_\_\_\_\_

# HOME ASSIGNMENT

*6th Sunday of Easter (Year A)*

1. List 2 or 3 ways that you can serve others this week. How can you do it?




---



---



---

2. When have you felt happy this past week. Why were you happy? What made you feel that way?

---



---



---


3. Jesus promises that when we love him, then he will show himself. Draw a picture of Jesus revealing himself to you.



## Ascension Sunday (Year A)

(White Cloth)



- Welcome:** "Good morning boys & girls. Welcome! Alleluia!"
- Announcements:**
- Review with the children the Psalm response
  - Make any necessary announcements before you begin
- Candle/Book:** Choose a child to process with the candle and a parent the book.
- Sign of the Cross:** Lead the children in making the Sign of the Cross
- First Reading:** *(Readings are taken from The Sunday Book of Readings Adapted for Children, p 58, and may be proclaimed by a parent or another catechist.)*  
 "This is a reading from the Acts of the Apostles."  
 .....  
 "The Word of the Lord."  
*Children:* "Thanks be to God."
- 
- (Pause in silence for a moment)*
- Responsorial Psalm:** Leader: "Proclaim Good News to all of the earth! (All repeat)  
 Verse 1: "Praise God with trumpets; praise God with songs." R/  
 "Proclaim Good News to all of the earth!  
 Verse 2: "Sing praise to Jesus our Lord and God R/ "Proclaim Good News to all of the earth!  
*(Pause in silence for a moment)*
- Alleluia:** Sing the Alleluia together
- Gospel:** *(Readings are taken from The Sunday Book of Readings Adapted for Children, p 59 and may be proclaimed by a parent or another catechist.)*  
 "This is a reading from the Holy Gospel according to Matthew."  
*Children:* "Glory to you, Lord." *(Three crosses - Lord be in my thoughts, in my words and in my heart)*  
 ...  
 "The Gospel of the Lord."  
*Children:* "Praise to you, Lord Jesus Christ."
- (Pause in silence for a moment)*
- Dialogue:** "Jesus tells his friends that God his Father has given him something; what has he been given (*share* - power and authority). What kind of





power does Jesus have (**share** - power to do good things, to heal, to forgive, to strengthen). Jesus is also sending the disciples, where is He sending them? (**share** - out to all nations, everyone); and what does he want them to do? (**share** - preach or share with others about God's love and forgiveness). Jesus tells his disciples to do something (**share** - to baptise the people in the name of the Father, and of the Son, and of the Holy Spirit). What does baptism do? (**share** - Baptism makes us part of God's family). Jesus also tells his disciples that he wants them to teach the people something. What does he want the disciples to teach the people (**share**: to teach them to keep the commandments and to do all that Jesus taught them). The commandments are all the ways that we show love for God; acting in ways that Jesus would, by loving God, helping our parents, and being a good friend to others. How will his disciples be able to do the things Jesus sends them to do, and how can we do these things that Jesus sends us to do? (**share** - Jesus promised to send the Holy Spirit and he promised to be with them always) This week, spread the Good News about Jesus, who is God, by trying to be the best person you can be."

#### Intentions:



"Let us pray:

That we show the good news by our actions, we pray to the Lord.

**Children:** "Lord, hear our prayer."

That we share the good news with others, we pray to the Lord.

**Children:** "Lord, hear our prayer."

(Encourage children's intentions)

#### Song:

- Taken from *Catholic Book of Worship III*, your parish hymnal, or other sourced song book. Be sure it is related to the theme of today.

#### Closing:

- Discuss and clarify the home assignment
- Select readers and proclaimers for the following week
- Parents should be encouraged to pre-read next week's readings with their children sometime during the week





Name: \_\_\_\_\_

Date: \_\_\_\_\_

# HOME ASSIGNMENT

*Ascension Sunday (Year A)*



1. What can you do this week at home to spread the Good News about God?

---

---

---

2. What can you do this week at school to spread the Good News about God?

---

---

---


3. Draw a picture of you doing something good this week to spread the Good News about God.

A large empty rectangular box with a blue border, intended for a drawing.



## Pentecost Sunday (Year A)

**(Red Cloth)**



**Welcome:** "Good Morning boys and girls. Welcome ALLELUIA!!

**Announcements:** Review with the children the Psalm response  
Make any necessary announcements before the liturgy begins.

**Candle/Book:** Choose a child to process with the candle and a parent the book.

**Song:** *Open Our Hearts* (by Christopher Walker)

**Sign of the Cross:** Lead the children in making the Sign of the Cross.

**First Reading:** "This is a reading from the Acts of the Apostles." (*Readings may be proclaimed by a parent*)  
*The Sunday Book of Readings Adapted for Children, p. 62*

...  
"The Word of the Lord."  
**Children:** "Thanks be to God."  
(*Pause in silence for a moment*)

**Responsorial Psalm:** **Children's Response:** "Send us your Spirit, O Lord, and renew the face of the earth!"  
Verse: May your glory last forever. May you rejoice in all we do!

**Alleluia:** Sing the Alleluia together.



**Gospel:** "This is a reading from the Gospel of John."  
**Children:** "Glory to you, Lord." (*Three crosses - Lord be in my thoughts, in my words, and in my heart*)  
...  
"The Gospel of the Lord."  
**Children:** "Praise to you, Lord Jesus Christ."  
(*Pause in silence for a moment*)

**Dialogue:**

"Do you remember what happened to Jesus in last Sunday's Gospel?"  
 (**share** - Jesus went to Heaven) "Jesus asked the apostles to spread the Good News. In this Sunday's Gospel, Jesus gives the apostles another gift. He gives them the gift of the Holy Spirit. How did Jesus give the Holy Spirit to the apostles?" (**share** - He breathed on them) "The Holy Spirit gave them the power to forgive others. When we were baptized, we were also blessed with the Holy Spirit. We also have the power to forgive others. What does it mean to forgive someone?" (**share** - when someone does something wrong, we can say 'it's okay') "Many times when someone does something to hurt us, they feel badly. What happens when we forgive them?" (**share** - they will feel better) "This week, try not to hurt anyone. And if they hurt you, try to forgive them."

**Intentions:**

"Let us pray: (*The intentions may be read by the children*)

For loving us so much, we pray to the Lord.

**Children:** "Lord, hear our prayer."

For the Good News of Easter, we pray to the Lord.

**Children:** "Lord, hear our prayer."

Encourage the children to share their own intentions.

**Song:**

Choose from *Catholic Book of Worship III*, your parish hymnal, or other sourced song book. Be sure it is related to the theme of today.

**Closing:**

- Discuss and clarify the home assignment
- Select readers and proclaimers for the following week
- Parents should be encouraged to pre-read next week's readings with their children sometime during the week



Name: \_\_\_\_\_

Date: \_\_\_\_\_

# HOME ASSIGNMENT

*Pentecost Sunday (Year A)*



1. How did Jesus pass on the gift of the Holy Spirit to the Apostles?

---

---

---

2. What does the Holy Spirit help us to do?

---

---

---

3. Draw a picture of you showing someone that you forgive them.

A large, empty rectangular box with a blue border, intended for a drawing.



# Year 2 Cycle C/A Scope and Sequence Review Chart

## The Liturgical Season of Easter: Easter Sunday – Pentecost (Year A)

Catechetical Focus: The Holy Spirit, the Giver of Life draws us to Christ	Scriptural References	Knowledge and Understanding: (Cognitive Level)  <i>The child knows...</i>	Skills: (Practical Level)  <i>The child can...</i>	Values and Attitudes: (Affective Level)  <i>The child...</i>	Lectionary Readings Cycle A  Gospel Reading
Exploring the way the Holy Spirit is at work in uniting people with Christ  Telling narratives of people who are (were) extraordinary in their generosity and goodness  Exploring the parables of Jesus  Examining the narrative of Pentecost and how the Holy Spirit sends the Church out into the world	<b>Mk 4:3-8</b> <i>Other seed fell into good soil and brought forth grain..."</i>  <b>Mk 6:30-44</b> <i>Feeding of the five thousand</i>  <b>Parable of...</b> <i>The Mustard Seed</i> <i>Treasure and the Merchant...</i> <i>Healing of Blind Bartimaeus...</i> <i>Healing of a Paralytic...</i> <i>Healing of the Centurion's Servant...</i> <i>Cleansing of Ten Lepers</i>  <b>Acts 2:1-4</b> <i>Coming of the Holy Spirit</i>	The notion of generosity and abundance  In an age-appropriate way, the gifts and fruits of the Holy Spirit  Jesus as a parable teller  God gives gifts in abundance by the Holy Spirit  The meaning of the Feast of Pentecost  Gratitude for the abundance of life  The importance of prayer and celebration	Understand the meaning of the parables  Identify some of the gifts and fruits of the Holy Spirit  Understand generosity as something one responds to with generosity  Express gratitude  Participate in and contribute to the prayers, songs and celebrations of the group	Enters fully into the parables and narratives of Jesus  Appreciates the power of the Holy Spirit in the narratives of Jesus  Appreciates and lives the fruits of the Holy Spirit in relation to the mission of the Son  Celebrates the Feast of Pentecost  Is sustained by the gifts of the Spirit  Is generous and grateful  Express gratitude in prayer	<b>Easter Sunday</b> Jn 20:1-10  <b>(2<sup>nd</sup>)</b> Jn 20:19-29  <b>(3<sup>rd</sup>)</b> Lk 24:13-35  <b>(4<sup>th</sup>)</b> Jn 10:1-5, 10  <b>(5<sup>th</sup>)</b> Jn 14:1-12  <b>(6<sup>th</sup>)</b> Jn 14:15-21  <b>Ascension</b> Mt 28:16-20  <b>(7<sup>th</sup>)</b> Jn 17:1-11  <b>Pentecost</b> Jn 20:19-23



# Feasts of the Lord and Sundays in Ordinary Time: Trinity to 23rd Sunday (Year A)

## MAKING THE CONNECTION

The Sunday Readings for Cycle A, for the Feasts of the Lord and Ordinary Time after Easter (9th Sunday to 23rd), and the expectations covered in the Criteria for Catechesis for children age eight, serve as a guide in the lessons presented. The Scriptures presented help children to recognize that Jesus reveals the Spirit's action as the one who comforts, guides and moves us to help others. In these lessons, we help children make the connection between the Gospel message and their lives. The following themes should be covered:

### Catechetical Outcomes

Reinforce the desired outcomes identified in the matrix that emphasize the catechetical focus for Grade 3 students: the Holy Spirit, the Giver of Life draws us to Christ.

- Begin the exploration of Baptism and Confirmation as acts of gathering and forming a family in the Holy Spirit
- Remembering that the Church is God's people who come together to worship as one family
- Present the Holy Spirit as God, the Giver of Life...the one who makes Christ present in the lives of people, and, the power that transforms bread and wine into the Body and Blood of Christ
- They will be able to explain the meaning of the passage from Scripture:
  - \* God anointed Jesus with the Holy Spirit and with power and he went about doing good
  - \* While Peter was still speaking the Holy Spirit fell upon all who heard the word

### Cognitive, Practical and Affective Outcomes

- The children will KNOW
  - \* The sacraments of Baptism, Confirmation and Eucharist are called the Sacraments of Initiation and make Christ present in our lives
  - \* Prayer to God is important for being a member of a community
- The children will be able to DO the following
  - \* Connect Church and Sunday as a day of gathering to worship
  - \* Grasp the actions of Baptism, Confirmation and Eucharist as actions of God
  - \* Participate in celebrations and rituals of the Christian community
- The children should demonstrate the following VALUES and ATTITUDES
  - \* Enjoy being part of and participating in a gathering which forms community



## Specific Lectionary Based Outcomes

- (Trinity) Jesus tells his disciples to preach, baptize and teach in the name of God the Father, Son and Holy Spirit
- (Corpus Christi) Jesus is the only one who can satisfy what we want/hunger for
- (10th) Just obeying the letter of the law isn't enough; we must understand the spirit of the law (love)
- (11th) Disciples are called and sent to seek the lost and care for them as a shepherd cares for his sheep
- (12th) Suffering is a part of life but God is always there to care for and protect the faithful
- (13th) We should welcome and accept people who bring God's word to us
- (14th) We must try to be humble and gentle like Jesus
- (15th) Even though lots of seeds that are planted die, in the end, God's word will bear fruit
- (16th) We don't always see the results of our good work; it is all part of God's plan
- (17th) When we know how special the kingdom of God is, we will do anything for it
- (18th) The parable reminds us that the Eucharistic bread nourishes us now and forever
- (19th) We all have storms or fears in life but Jesus wants us to have faith in him; he will always help us
- (20th) We must try to accept all people because they are made in the image and likeness of God
- (21st) Peter is given leadership of the early church because of the faith in Christ he demonstrated
- (22nd) Jesus explained that his disciples would have to suffer in life if they choose to live for others
- (23rd) We must accept our responsibility to listen to people who are trying to help us live a good life
- (23rd) We must also pray with the community



# Trinity Sunday (Year A)

(White Cloth)



**Welcome:** "Good morning boys & girls. Welcome!"

**Announcements:** Review with the children the Psalm response  
Make any necessary announcements before the liturgy begins.

**Candle/Book:** Choose a child to process with the candle and a parent the book.

**Song:** *Open Our Hearts* (by Christopher Walker)  
**Sign of the Cross:** Lead the children in making the Sign of the Cross.

**Alleluia:** Sing the Alleluia together

**Gospel:** "This is a reading from the Gospel of Matthew."

**Children:** "Glory to you, Lord." (Three crosses - Lord be in my thoughts, in my words, and in my heart)

*The Sunday Book of Readings Adapted for Children, p. 66*

"This is the Gospel of the Lord."

**Children:** "Praise to you, Lord Jesus Christ."

**Dialogue:** "In today's Gospel, Jesus tells the disciples to do two things. Does anyone remember what he said?" (**share** - preach and baptize) "Are we still doing this today? Who do you know who teaches about the Jesus?" (**share** - Our parish priest, liturgy leaders, parents) "Do we still baptize people? When do we normally baptize people?" (**share** - usually babies, sometimes others) "When you are baptized, the priest says 'I baptize you in the name of the Father, the Son, and the Holy Spirit.' What do people usually do when they say those words?" (**share** - touch hand to forehead, chest and shoulders; show handout) "We have a prayer called The Sign of the Cross. When we pray this prayer we can think of our baptism and we tell God that we believe in God the Father, the Son, and the Holy Spirit. During mass we make the Sign of the Cross and bless ourselves. This handout will help you to remember the Sign of the Cross."

**Intentions:** "Let us pray:

That we praise God always, we pray to the Lord.

**Children:** "Lord, hear our prayer."

That we pray to the Father, the Son, and the Holy Spirit, we pray to the Lord.

**Children:** "Lord, hear our prayer."  
encourage children's intentions...







**Song:** Choose from *Catholic Book of Worship III*, your parish hymnal, or other sourced song book. Be sure it is related to the theme of today.

**Closing:**

- Discuss and clarify the home assignment
- Select readers and proclaimers for the following week
- Parents should be encouraged to pre-read next week's readings with their children sometime during the week




Name: \_\_\_\_\_


Date: \_\_\_\_\_

# HOME ASSIGNMENT

*Trinity Sunday (Year A)*



See if you can you clip out the three hearts and make one Shamrock!  
(Here's a hint)





## Body and Blood of Christ (Year A)

(White Cloth)



- Welcome:** "Good morning boys & girls. Welcome!
- Announcements:** Make any necessary announcements before the liturgy begins.
- Candle/Book:** Choose a child to process with the candle and a parent the book.
- Song:** *Open Our Hearts* (by Christopher Walker)
- Sign of the Cross:** Lead the children in making the Sign of the Cross.
- First Reading:** "This is a reading from Paul's letter to the Corinthians." (*Readings may be proclaimed by a parent*)  
*The Sunday Book of Readings Adapted for Children, p. 56*  
 ...  
 "The Word of the Lord."  
**Children:** "Thanks be to God."  
 (*Pause in silence for a moment*)
- Responsorial Psalm:** Leader: "You are the one who feeds us, giving us food from your hand"  
 (All repeat)  
 Leader: "You are the one who feeds us, giving us all we need" (All repeat)
- Alleluia:** Sing the Alleluia together
- Gospel:** "This is a reading from the Gospel of John."  
**Children:** "Glory to you, Lord." (*three crosses - Lord be in my thoughts, in my words, and in my heart*)  
*The Sunday Book of Readings Adapted for Children, p. 62*  
 "This is the Gospel of the Lord."  
**Children:** "Praise to you, Lord Jesus Christ."
- Dialogue:** "When we celebrate special events, we often share a special food or meal. Is there a special food that you share with your family for birthdays?" (*share* - cake) "Is there a special food that you have at Christmas?" (*share* - turkey, ham, etc.) "When we think of these foods, we remember past celebrations. Sharing these meals brings us closer together. The last meal that Jesus ate with his apostles, was a



very special meal. Do you know what they had?" (**share** - bread and wine) "Jesus told them that from then on whenever his disciples shared that meal they would remember him and he would be there in a special way. When we come together for the Eucharistic celebration, on Sundays and weekdays, (also called the Mass) we remember what Jesus said and did. When we share the bread and wine and it brings us closer together. At every Mass, the priest says the same words that Jesus said at the Last Supper. Today, when you go upstairs, listen carefully to the words Jesus said when he shared the last special meal with his friends. It reminds us that Jesus is always with us."

#### Intentions:



"Let us pray:

For all those who receive Jesus, that they may become more and more like him, we pray to the Lord.

**Children:** "Lord, hear our prayer."

For all parents, especially our moms and dads, we pray to the Lord.

**Children:** "Lord, hear our prayer."

#### Closing:

- Discuss the home assignment
- Parents should be encouraged to continue discussing each week's readings with their children over the summer months.



Name: \_\_\_\_\_

Date: \_\_\_\_\_

# HOME ASSIGNMENT

*Body and Blood of Christ Sunday (Year A)*





# Scope and Sequence Review Chart

## Year 2 Cycle C/A

### FEASTS OF THE LORD AND SUNDAYS IN ORDINARY TIME – TRINITY TO THE 23RD SUNDAY (CYCLE A)

Catechetical Focus:	Scriptural References	Knowledge and Understanding: (Cognitive Level)	Skills: (Practical Level)	Values and Attitudes: (Affective Level)	Lectionary Readings Cycle A
The Holy Spirit, the Giver of Life draws us to Christ		<i>The child knows...</i>	<i>The child can...</i>	<i>The child...</i>	Gospel Reading
<p>Exploring Baptism and Confirmation as acts of gathering and forming a family in the Holy Spirit</p> <p>The Church is God's people who come together to worship as one family</p> <p>Presenting the Holy Spirit as God, the Giver of Life...the one who makes Christ present in the lives of people, and, the power that transforms bread and wine into the Body and Blood of Christ</p>	<p><b>Acts 10:34-48</b>  <i>God anointed Jesus with the Holy Spirit and with power; he went about doing good...'</i>  <i>While Peter was still speaking the Holy Spirit fell upon all who heard the word.</i></p>	<p>The sacraments of Baptism, Confirmation and Eucharist make Christ present in our lives</p> <p>Prayer to God is important for being a member of a community</p>	<p>Connect Church and Sunday as a day of gathering to worship</p> <p>Grasp the actions of Baptism, Confirmation and Eucharist as actions of God</p> <p>Participate in celebrations and rituals of the Christian community</p>	<p>Enjoys being part of and participating in a gathering which form community</p>	<p><b>Trinity Sunday</b>            Jn 3:16-18 or Mt 28:16-20  <b>Corpus Christi</b>            Jn 6: 35, 51-56</p> <p><b>(10<sup>th</sup>)</b>            Mt 9:9-13  <b>(11<sup>th</sup>)</b>            Mt 9:36-10:8  <b>(12<sup>th</sup>)</b>            Mt 10:26-33  <b>(13<sup>th</sup>)</b>            Mt 10:37-42  <b>(14<sup>th</sup>)</b>            Mt 11:25-30  <b>(15<sup>th</sup>)</b>            Mt 13: 1-23  <b>(16<sup>th</sup>)</b>            Mt 13:24-43  <b>(17<sup>th</sup>)</b>            Mt 13:44-52  <b>(18<sup>th</sup>)</b>            Mt 14:13-21  <b>(19<sup>th</sup>)</b>            Mt 14:22-33  <b>(20<sup>th</sup>)</b>            Mt 15:21-28  <b>(21<sup>st</sup>)</b>            Mt 16:13-20  <b>(22<sup>nd</sup>)</b>            Mt 16:21-27  <b>(23rd)</b>            Mt 18: 15-20</p>



# Our Faith Journey

Preparing Young Children for  
Celebrating the Sacraments

**APPENDICES**  
**September 2016 – June 2017**  
**Year C / Year A**



DEVELOPED BY THE BISHOP'S ADVISORY COMMITTEE FOR CHILDREN'S CATECHESIS

Roman Catholic Diocese of Victoria




# Table of Contents: Lessons

**Open Our Hearts..... 288**

**Glossary..... 290**

**Approved Sacramental Preparation Resources..... 293**

**Program Development Team Acknowledgements..... 294**







# Open Our Hearts



30106361

## Open Our Hearts

Christopher Walker

Unison

Keyboard, Guitar

The material that you have requested is copyrighted. Copyright law requires you to obtain a license from the copyright holder before reproducing any copyrighted material. Copyright law also requires you to print copyright lines with all reproductions of copyrighted material. Oregon Catholic Press administers the copyright to this text and music that you have requested. You are hereby granted a license by Oregon Catholic Press to reprint this text and music.



5536 NE Hassalo

Portland, OR 97213

1-800-548-8749

[ocp.org](http://ocp.org)



# Open Our Hearts

**Melody**

**Cantor:** F C F C **All:** Am Em

1. God, we come to wor - ship you: }  
 2. God, you made us, we are yours: }  
 3. God, your love is al - ways true: } O - pen our hearts \_\_\_\_ to  
 4. Faith - ful God, we trust in you: }

**Keyboard**

Am Em F C Dm C

1-4. lis - ten to you. \_\_\_\_ O - pen our hearts \_\_\_\_ to lis - ten to you. \_\_\_\_

Text: Based on Psalm 100; Christopher Walker, b. 1947.

Music: Christopher Walker.

Text and music © 1989, Christopher Walker. Published by OCP Publications. All rights reserved.



# Glossary

## Words of Faith to Remember

(Adapted from the Grade 2 and 3 *Call to Faith* Program, Our Sunday Visitor Inc.)

**Absolution:** The forgiveness of sin you receive from God through the Church in the Sacrament of Reconciliation.

**Adore:** To worship God. Adoration is a form of prayer.

**Advent:** The season of four weeks before Christmas when we prepare to celebrate the birth of Jesus.

**Apostles:** The first twelve leaders called by Jesus.

**Assembly:** The people gathered together for worship.

**Authority:** To have authority is to be in charge of something and have the power to make decisions.

**Baptism:** The sacrament that makes the person a child of God and a member of the Church. It takes away original sin and all personal sin.

**Bible:** God's word written in human words. The Bible is the holy book of the Church and has two parts – the Old Testament and the New Testament.

**Blessed Sacrament:** The Holy Eucharist, especially the blessed Bread that is kept in the tabernacle.

**Body of Christ:** A name for the Church of which Jesus Christ is the head. All the baptized are members of the Body.

**Catholic:** A word that means “universal” or “everywhere”. The Church is meant for all people in all times and all places.

**Chrism:** The blessed oil used in the Sacraments of Baptism, Confirmation, and Holy Orders.

**Christians:** Followers of Jesus Christ.

**Church:** The community of all baptized people who believe in God and follow Jesus.

**Community:** A group of people who work together for a special reason.

**Conscience:** A gift from God that helps you know the difference between right and wrong.

**Consecration:** Through the power of the Holy Spirit and the words and actions of the priest, the gifts of bread and wine become the Body and Blood of Jesus.

**Contrition:** Being sorry for sin and wanting to live better.



**Creed:** A statement of the basic beliefs about God the Father, God the Son, and God the Holy Spirit, and about other teachings of the Church.

**Diocese:** An area of the Church made up of many parishes and led by a bishop.

**Disciples:** People who choose to follow Jesus.

**Easter:** The Church's celebration of the Resurrection of Jesus from the dead. The celebrations at the Easter Vigil on Holy Saturday and on Easter Sunday make the Church's greatest holy day, Easter.

**Eucharist:** The sacrament in which Jesus shares himself and the bread and wine become his Body and Blood.

**Faith:** Belief and trust in God. By faith you believe all that God teaches you through the Church.

**Gospel:** A word that means "good news". The gospel message is the good news of God's kingdom and saving love.

**Gospels:** The four books in the New Testament that tell the stories of Jesus' life, death and Resurrection. They are the most important books for the Church because they focus on Jesus.

**Grace:** A sharing in God's life. God's free and loving gift to humans of his own life and friendship.

**Heaven:** Being with God forever in happiness.

**Hell:** Being separated from God forever because of a choice to turn away from Him.

**Holy:** From God or something that shows what God is like.

**Hope:** The virtue that helps you trust in what God has shown you.

**Homily:** A short talk about the readings at Mass given by the priest.

**Justice:** The virtue of giving God and others what is their due.

**Kingdom of God:** Love, peace, and justice for all.

**Last Judgment:** When Jesus will come again at the end of time to judge the living and the dead and bring the kingdom of God to its fullness.

**Last Supper:** The meal Jesus shared with his followers on the night before he died.

**Lent:** The season of forty days during which the Church gets ready for Easter. It is a time of prayer, good actions and sorrow for sin. Lent begins with Ash Wednesday.

**Liturgy:** The public worship of the Church. It includes Mass and the Sacraments and forms of daily prayer.

**Lord's Prayer:** The prayer that Jesus taught his followers to pray to God the Father.



**Mercy:** loving kindness and forgiveness.

**Messiah:** A Hebrew word that means “anointed.” Christians believe Jesus is the Messiah – the one who has been anointed, or chosen.

**Mortal sins:** Serious sins that separate people from God’s life and God’s love.

**Original sins:** The first sin committed by the first people.

**Parables:** Teaching stories that Jesus used to describe the kingdom of God.

**Passover:** A Jewish feast that recalls and celebrates how God led the Israelites out of slavery in Egypt.

**Peace:** True unity among people that makes them want to respect one another and keep order.

**Penance:** A prayer or an act to make up for sin.

**Pentecost:** The feast that celebrates the coming of the Holy Spirit fifty days after Easter.

**Prayer:** Talking and listening to God. It is raising our mind and heart to God.

**Responsibility:** A duty or a job that you are trusted to do.

**Resurrection:** The event of Jesus’ being raised from death to new life by God the Father through the power of the Holy Spirit.

**Sacraments:** Signs that come from Jesus and give grace.

**Sacraments of Initiation:** Baptism, Confirmation, and Eucharist. They celebrate membership in the Catholic Church.

**Sacrifice:** To give up something for a greater good.

**Sin:** The deliberate choice to disobey God. When you sin, you hurt your relationship with God and other people.

**Venial sins:** Less serious sins that do not completely remove a person from God’s life and love.

**Virtues:** Good qualities, or habits of goodness. The theological virtues of faith, hope, and love are gifts from God.

**Vows:** Sacred promises that are made to or before God.

**Worship:** To adore and honour God.



# Approved Sacramental Preparation Resources

2013 Sunday Missal for Young Catholics. (*Living with Christ*). Novalis, Toronto. 2012.

A Catechesis on Reconciliation. Born of the Spirit English Canadian Catechetical Series. CCCB: Ottawa. 1995. (code: 182-249)

Alive in the Spirit! Confirmation guide for young people. Margaret Bick, Catherine Ecker. LTP/Novalis, Toronto. 2006.

Come Join Us at the Table. Muriel Loftus, Lawrence DeMong, osb. Novalis: Ottawa. 2000.

Come Spirit of God! Confirmation preparation for young children. Margaret Bick, Catherine Ecker. LTP/Novalis, Toronto. 2006.

Heritage of Faith: a framework for whole community catechesis. Jo McClure Rotunno. 23<sup>rd</sup> Publications: Mystic. Conn. 2004.

We Prepare for Reconciliation (Francoise Darcy-Berube and Jean-Paul Berube). Gwen Costello and Myrtle Power, Editors. 23<sup>rd</sup> Publications/Novalis: Toronto. 2010.

\*Novalis Customer Service\*

Tel : 1-800-387-7164 (toll-free US & Canada only)

Fax : 1-855-393-1555

E-mail: [books@novalis.ca](mailto:books@novalis.ca) or [resources@novalis.ca](mailto:resources@novalis.ca)



## Program Development Team Acknowledgements

***This resource would not be possible without the contribution of many priests, catechists and program coordinators. We especially thank:***

**Bishop Richard Gagnon**

**Marilyn Bojko**

**Char Deslippe**

**Kathy Fadum**

**Laura Gerlinsky**

**Fr. Anthony Gonsalves**

**Fr. William Hann**

**Bernadette MacIsaac**

**Jim O'Reilly**

**Miriam Podmoroff**

**Barb Shenton**

**Lorraine Van Dyk**

**Jamie Zwicker**

***Many others from the Diocese of Victoria have inspired us through their contributions in the area of children's catechesis. Our mentors, in particular, include Margaret Craddock, and those of happy memory who have gone before us, Muriel Loftus and Joan McKinley.***