


2019 Audi A7/S7


Towing & Roadside Information




Roadside Information



The roadside kit is located under the load floor in the trunk.



Tool kit.



Jump start procedure.

Towing Information



FRONT: Press the bottom of the front eyelet cover to remove.



REAR: Press the top of the rear eyelet cover to remove.

2019 A6/S6 – A7/S7 Shift Interlock Override



Set the parking brake and make connections to the tow truck.



Remove the rubber tray in front of the cup holder.



Remove the cover to access the release.



Insert the park override tool, depress the foot brake, and rotate the release handle 90° clockwise.

2019 Audi A6/S6 – A7/S7



Weak Key Fob – Failure to Recognize

When an Audi proximity key fob battery becomes weak, the vehicle may have difficulty acknowledging its presence and not start.

Holding the fob near the designated area will aid in starting the vehicle.

The designated area in this model is in the center console under the lid.



Immediately replace the weak key fob battery.