



2019 Audi Q8

Towing & Roadside Information



The roadside kit is located in the back of the collapsible spare tire.



Roadside kit.



Connect the air line to valve stem
Plug in the compressor to the power point in the cargo area.




Fill the tire to the recommended tire pressure specification.

Best Practices and Procedures



Press the top of the front eyelet cover to remove.

Front Eyelet Only



Jump Start procedure

2019 Audi Q8 Shift Interlock Override



Set the parking brake and make connections to the tow truck.



The release is under the driver side floor mat.



Insert the park override tool.



Depress the brake and rotate the tool 90° clockwise.

2019 Audi Q8

Weak Key Fob – Failure to Recognize



When an Audi proximity key fob battery becomes weak, the vehicle may have difficulty acknowledging its presence and not start.

Holding the fob near the designated area will aid in starting the vehicle.

The designated area in this model is in the front cup holder.



Immediately replace the weak key fob battery.