



2017 Volkswagen Atlas Roadside and Towing Information



The Atlas has no front tow eyelet provision. The connections for loading to a carrier are located in the floor of the vehicle behind the front tires.



Spare tire and tools.



Jump start procedure.



Remove the rubber plug and retain for reinstall after the tow is completed.





This is a reinforced hole suitable for use with mini J hooks.

Note:

- This vehicle is NOT to be retained by the reinforced holes used for loading. Always use an 8-point carrier kit for retention during towing.



2017 Volkswagen Beetle

Towing and roadside information



2017 Volkswagen CC

Towing and roadside information




Press left side of front eyelet cover to remove.



Press bottom of rear eyelet cover to remove.

2017 Golf Sportwagen/Alltrack

Towing and roadside information




Ring tool for removal of plastic lug bolt covers.

Tow eyelet remove jack handle.




Press left side of front eyelet cover to remove.



Press bottom of rear eyelet cover to remove.

2017 Volkswagen Passat NMS

Roadside and Towing Information



Spare tire and tools.



The NMS Passat has no tow eyelet provisions, front or rear.

Reinforced holes are located in the floor behind the front tires.



Remove the rubber cover.





Mini J-hooks can be used in this reinforced hole for loading the vehicle.

Note:


- This vehicle is not to be retained by the reinforced holes used for loading. Always use an 8-Point carrier kit for retention during towing.

2017 Volkswagen Tiguan

Towing and roadside information



Press left side of front eyelet cover to remove.



Press bottom of rear eyelet cover to remove.

2017 Volkswagen Touareg

Towing and roadside information



Tow eyelet

Air compressor

Ring tool for removal of plastic lug bolt covers

Remove top tray for jack and tire tools


Spare tire hold down and retainer bolt

Hold down retainer bolt tool on back side



Press top of front eyelet cover to remove.

Press bottom of rear eyelet cover to remove.



Front eyelet cover



Rear eyelet cover

Eyelet provisions are present on both sides of the Touareg – front and rear.