


Steelcase®




16-0048336

Volum Art
Storage

Visit steelcase.com

 facebook.com/Steelcase  twitter.com/Steelcase  youtube.com/SteelcaseTV

Concept and Design / Steelcase
15-E0000220 08/18 © 2016 Steelcase Inc. All rights reserved. All specifications subject to change without notice.
Printed on at least 60% recycled paper. Cert no. BV-COC-858659. Printed in France by OTT Imprimeurs – Wasselonne.



Steelcase



16-0074190 | VOLUM ART CUPBOARDS (AT/M), VOLUM ART PEDESTALS (AT/M), REPLY CHAIRS (TR04/AIR03), FRAMEONE BENCH (WY/MG), HOSU (CL55), SEBASTOPOL TABLE (OB/2001)

Simply more effective storage

A workplace becomes more effective with convenient, versatile storage: components that provide easily accessible content and materials, contribute to workplace collaboration, support varying levels of privacy and offer a pleasing aesthetic.

Volum Art provides a complete family of storage elements to meet the widest range of storage needs, with no compromise on aesthetic or function.

A refined aesthetic

With a crisp, clean design and choices in materials, Volum Art compliments a wide range of workplace environments. With Volum Art, workers will find a welcoming and inspiring environment.



17-0082654 | VOLUM ART CUPBOARD WOOD LEGS



16-0048333 | VOLUM ART CUPBOARD (PB/WM)



16-0059031



16-0048334



16-0048323 | VOLUM ART CUPBOARDS (AT/MI), VOLUM ART PEDESTALS (AT/MI), THINK CHAIRS (TR11/3D10), FRAMEONE BENCH (WY/MG), C-SCAPE SCREEN (XCO), B-FREE CUBES (TR05/TR11), B-FREE TABLE (AT/MG).



16-0048319

Add natural inspiration and enhance space separation with a niche option for plants on Volum Art storage.



16-0048339

Standing height cabinets support impromptu discussion and collaboration.

Essential components

The Volum Art family of storage supports a full range of needs, from individual pedestals to mid-size cupboards and large cabinets. Choose from two pedestal combinations and different cabinet heights to create a varied landscape, provide workspace separation, and support varying needs for privacy and collaboration.



16-0059225 | VOLUM ART PEDESTAL (W5/MG), KALIDRO DESK (W5/MG), DASH MINI LAMP (WHITE), B-FREE CUBE (TR01/RE06)

Functional simplicity

Volum Art combines a family of products with robust performance, providing planning flexibility and easy integration with other Steelcase components.



16-0048338

EFFICIENT ORGANISATION

Pen trays and interior drawer dividers keep tools at hand and free up space on the worksurface.



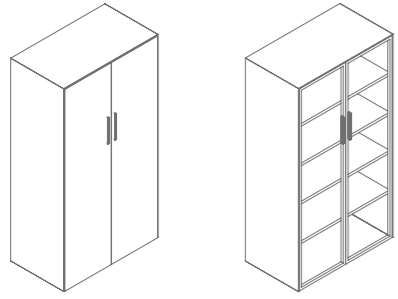
D2363

A FUNCTIONAL DESIGN

This storage family offers a smart design that adapts to all Steelcase's desk ranges, be it a bench or an individual desk, allowing a large choice of combinations.

STATEMENT OF LINE

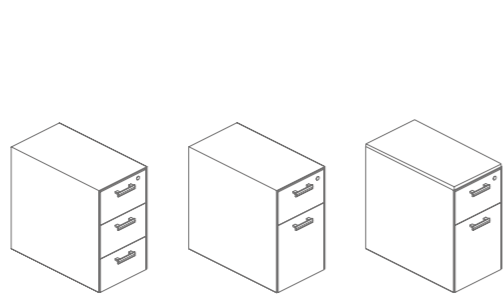
CUPBOARDS



Laminated hinged doors
Steel hinged doors

Glass hinged doors

PEDESTALS

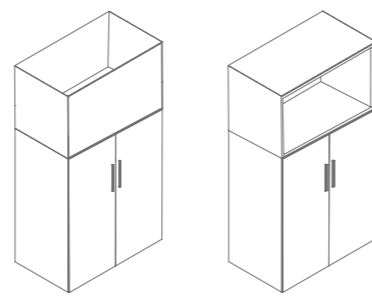


3 drawers

2 drawers

With cushion

STACKABLE UNITS



Planter

Open shelf

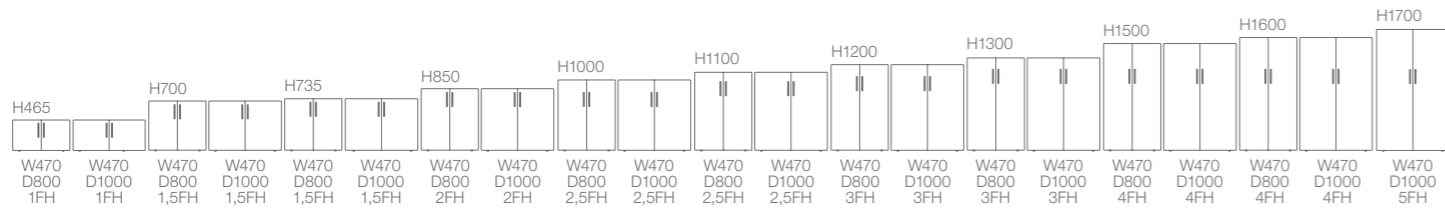
Fronts & back surface materials can be personalised with:

- Pedestal: melamine &/or steel
- Cupboard: laminated hinged doors/steel hinged doors/glass hinged doors

Carcass (pedestal & cupboard) is offered in steel only.

DIMENSIONS

CUPBOARDS

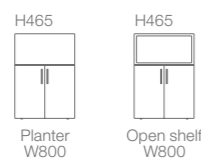


PEDESTALS



W332
D600

LOW STORAGE AND STACKABLE UNITS

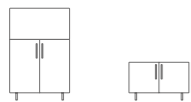


Planter
W800

Open shelf
W800

As option: either no holes or with holes to use with stackable units. The planter and open shelf can be stacked on to the following cupboard heights (W800): H465mm, H700mm, 735mm, H850mm, H1000mm, H1100mm, H1200mm, H1300mm.

WOOD LEGS



4xFeet/Legs for cupboards between Heights H465-1500mm. Wood legs at H150mm in height. Adjustable leveling up to 15mm, located at the base.

HANDLES

Large selection of handle types available.



GM1

GM7

GM8

TM

SURFACE MATERIALS

Surface materials shown in brochure:

DECOR

- AT Acacia
- W5 Walnut
- WY Snow
- Solid oak

PAINT

- MG Merle
- MI Midnight metallic
- PB Pearl Black

- SL Silver
- WG Arctic white gloss

GLASS

- XCO White glass

Colours are representative and may vary slightly from actual material.

SUSTAINABILITY

DESIGNING FOR THE ENVIRONMENT REQUIRES INNOVATIVE THINKING AND SOLUTIONS.



LIFE CYCLE ASSESSMENT

Steelcase considers each phase of the life cycle: from materials extraction, production, transport, use and reuse, through the end of its life.

CERTIFICATIONS

To show continuous improvement, Steelcase communicates the environmental and social performance of its products through voluntary labels and declarations.

MATERIALS

Contains 30% recycled materials, by weight.

Is made with wood sourced from responsibly managed forests.

Packaged with 100% recycled cardboard.

PRODUCTION

Final assembly of Volum Art is in Madrid, Spain, by Steelcase, for the EMEA (Europe, Middle East and Africa) market.

TRANSPORT

This phase includes downstream transports.

Optimised packaging to keep transportation volumes as low as possible and improve filling rates.

USE

Designed for a long product life, with replaceable parts that are easy to change.

Limited substances harmful to health and indoor air quality.

Maintenance information available upon request.

END OF LIFE

Designed to enable responsible end of use strategies - selling, refurbishing, charitable donation, or recycling.

Designed for quick and easy disassembly of materials.

95% effectively recyclable by weight, according to the current waste disposal schemes.

Primary plastic parts clearly labelled for easy sorting and effective recycling, according to ISO 11469.

PRODUCT

EPD - Environmental Product Declaration - Targeted

PEP - Product Environmental Profile - Targeted

NF Environnement - Targeted

Indoor Advantage™ Gold

MATERIALS

PEFC - Programme for the Endorsement of Forest Certification

E1 - Low concentration of formaldehyde in wood

FSC - Forest Stewardship Council

PLANTS

ISO 14001 - Environmental management system

FIND OUT MORE

Sustainability related actions and results are annually communicated in the Steelcase Corporate Sustainability Report. More environmental details available upon request.