





LSU Enrollment From Your District



249

TOTAL STUDENTS



Notable LSU Achievements in Your Region

- LSU Shreveport partners with key community stakeholders such as Barksdale Air Force Base Global Strike Command and the Economic Accelerator Program to strengthen the region, encourage innovation, and attract and retain the best and brightest talent.
- In the last academic year, 12 patent applications derived from research at LSU Shreveport, with undergraduate students having a direct connection to at least nine.
- LSUHSC-S is home to three Centers of Excellence: Feist-Weiller Cancer Center, Center of Excellence for Arthritis and Rheumatology, and Center for Cardiovascular Diseases and Sciences.
- LSUHSC-Shreveport's Annual Feist Weiller Cancer Center Family Day offers free cancer screening and cancer prevention, smoking cessation, and healthy meal preparation classes.
- Through a partnership with LSU Shreveport and Bossier Schools, grant funding is used to strengthen clinical practice for middle to high school math and science candidates and to mentor teachers. High school students are exposed to eight weeks of hands-on research activities under the supervision of LSUHSC-S faculty members who serve as program mentors.
- The nine-parish Northwest Louisiana area is home to the LSU AgCenter's Hill Farm Research Station in Homer, the Pecan Research Station, Red River Research Station, and nine AgCenter extension offices.
- Ag Magic at the State Fair is conducted annually to increase agriculture awareness among the general public and school groups. During the three weeks of the fair each year, over 50,000 participants take part in interactive displays.



LSU Economic Impact on Your District's Parishes



\$939,901,188

PARISHES THAT BENEFIT

BOSSIER
CADD0



Recipients of TOPS and Need-Based Financial Aid

59

TOPS SCHOLARSHIP

63

PELL GRANT

32

GO GRANT



LSU Impact on Your District's Healthcare

34

PATIENTS TREATED
LSU HEALTH SCIENCES
CENTER NEW ORLEANS

6,938

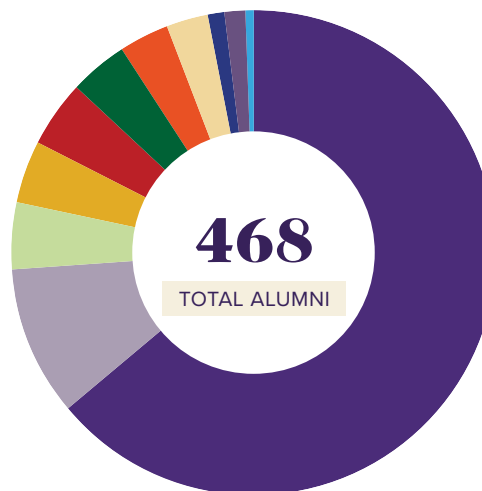
PATIENTS TREATED
LSU HEALTH SCIENCES
CENTER SHREVEPORT

77

TOTAL EMPLOYEES
FROM ALL CAMPUSES

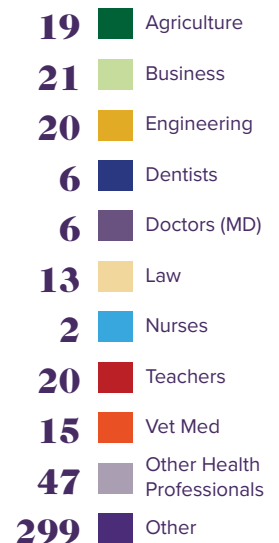


Breakdown of LSU Alumni Working in Your District




468

TOTAL ALUMNI





LSU Enrollment From Your District



159

TOTAL STUDENTS

30 LSUHSC-S
3 LSUHSC-NO
109 LSUS
0 LSUE
1 LSUA
16 LSU



Notable LSU Achievements in Your Region

- LSU Shreveport partners with key community stakeholders such as Barksdale Air Force Base Global Strike Command and the Economic Accelerator Program to strengthen the region, encourage innovation, and attract and retain the best and brightest talent.
- In the last academic year, 12 patent applications derived from research at LSU Shreveport, with undergraduate students having a direct connection to at least nine.
- LSUHSC-S is home to three Centers of Excellence: Feist-Weiller Cancer Center, Center of Excellence for Arthritis and Rheumatology, and Center for Cardiovascular Diseases and Sciences.
- LSUHSC-Shreveport's Annual Feist Weiller Cancer Center Family Day offers free cancer screening and cancer prevention, smoking cessation, and healthy meal preparation classes.
- Through a partnership with LSU Shreveport and Bossier Schools, grant funding is used to strengthen clinical practice for middle to high school math and science candidates and to mentor teachers. High school students are exposed to eight weeks of hands-on research activities under the supervision of LSUHSC-S faculty members who serve as program mentors.
- The nine-parish Northwest Louisiana area is home to the LSU AgCenter's Hill Farm Research Station in Homer, the Pecan Research Station, Red River Research Station, and nine AgCenter extension offices.
- Ag Magic at the State Fair is conducted annually to increase agriculture awareness among the general public and school groups. During the three weeks of the fair each year, over 50,000 participants take part in interactive displays.



LSU Economic Impact on Your District's Parishes



\$939,901,188

PARISHES THAT BENEFIT

BOSSIER
CADDO



Recipients of TOPS and Need-Based Financial Aid

30

TOPS SCHOLARSHIP

35

PELL GRANT

18

GO GRANT



LSU Impact on Your District's Healthcare

36

PATIENTS TREATED
LSU HEALTH SCIENCES
CENTER NEW ORLEANS

14,030

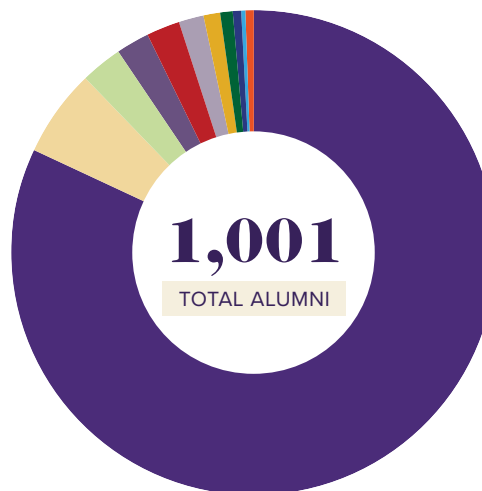
PATIENTS TREATED
LSU HEALTH SCIENCES
CENTER SHREVEPORT

243

TOTAL EMPLOYEES
FROM ALL CAMPUSES



Breakdown of LSU Alumni Working in Your District



1,001

TOTAL ALUMNI

8 Agriculture
27 Business
13 Engineering
5 Dentists
22 Doctors (MD)
58 Law
4 Nurses
22 Teachers
3 Vet Med
17 Other Health Professionals
822 Other



LSU Enrollment From Your District



115

TOTAL STUDENTS

3	LSUHSC-S
0	LSUHSC-NO
94	LSUS
0	LSUE
1	LSUA
17	LSU



Notable LSU Achievements in Your Region

- LSU Shreveport partners with key community stakeholders such as Barksdale Air Force Base Global Strike Command and the Economic Accelerator Program to strengthen the region, encourage innovation, and attract and retain the best and brightest talent.
- In the last academic year, 12 patent applications derived from research at LSU Shreveport, with undergraduate students having a direct connection to at least nine.
- LSUHSC-S is home to three Centers of Excellence: Feist-Weiller Cancer Center, Center of Excellence for Arthritis and Rheumatology, and Center for Cardiovascular Diseases and Sciences.
- LSUHSC-Shreveport's Annual Feist Weiller Cancer Center Family Day offers free cancer screening and cancer prevention, smoking cessation, and healthy meal preparation classes.
- Through a partnership with LSU Shreveport and Bossier Schools, grant funding is used to strengthen clinical practice for middle to high school math and science candidates and to mentor teachers. High school students are exposed to eight weeks of hands-on research activities under the supervision of LSUHSC-S faculty members who serve as program mentors.
- The nine-parish Northwest Louisiana area is home to the LSU AgCenter's Hill Farm Research Station in Homer, the Pecan Research Station, Red River Research Station, and nine AgCenter extension offices.
- Ag Magic at the State Fair is conducted annually to increase agriculture awareness among the general public and school groups. During the three weeks of the fair each year, over 50,000 participants take part in interactive displays.



LSU Economic Impact on Your District's Parishes



\$811,371,914

PARISHES THAT BENEFIT

CADDO



Recipients of TOPS and Need-Based Financial Aid

26

TOPS SCHOLARSHIP

31

PELL GRANT

16

GO GRANT



LSU Impact on Your District's Healthcare

29

PATIENTS TREATED
LSU HEALTH SCIENCES
CENTER NEW ORLEANS

13,620

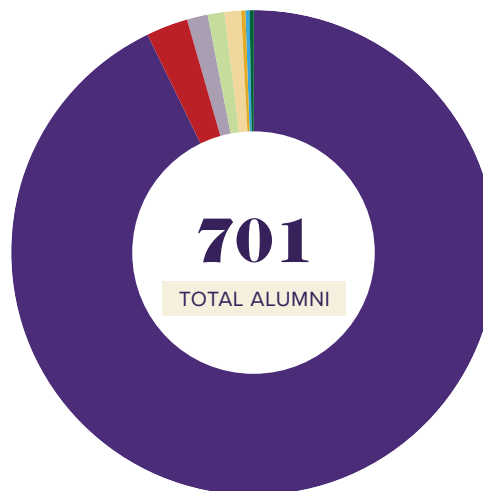
PATIENTS TREATED
LSU HEALTH SCIENCES
CENTER SHREVEPORT

60

TOTAL EMPLOYEES
FROM ALL CAMPUSES




Breakdown of LSU Alumni Working in Your District



1	Agriculture
8	Business
3	Engineering
0	Dentists
0	Doctors (MD)
7	Law
1	Nurses
20	Teachers
0	Vet Med
10	Other Health Professionals
651	Other

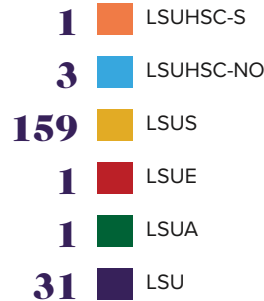


LSU Enrollment From Your District



196

TOTAL STUDENTS



Notable LSU Achievements in Your Region

- LSU Shreveport partners with key community stakeholders such as Barksdale Air Force Base Global Strike Command and the Economic Accelerator Program to strengthen the region, encourage innovation, and attract and retain the best and brightest talent.
- In the last academic year, 12 patent applications derived from research at LSU Shreveport, with undergraduate students having a direct connection to at least nine.
- LSUHSC-S is home to three Centers of Excellence: Feist-Weiller Cancer Center, Center of Excellence for Arthritis and Rheumatology, and Center for Cardiovascular Diseases and Sciences.
- LSUHSC-Shreveport's Annual Feist Weiller Cancer Center Family Day offers free cancer screening and cancer prevention, smoking cessation, and healthy meal preparation classes.
- Through a partnership with LSU Shreveport and Bossier Schools, grant funding is used to strengthen clinical practice for middle to high school math and science candidates and to mentor teachers. High school students are exposed to eight weeks of hands-on research activities under the supervision of LSUHSC-S faculty members who serve as program mentors.
- The nine-parish Northwest Louisiana area is home to the LSU AgCenter's Hill Farm Research Station in Homer, the Pecan Research Station, Red River Research Station, and nine AgCenter extension offices.
- Ag Magic at the State Fair is conducted annually to increase agriculture awareness among the general public and school groups. During the three weeks of the fair each year, over 50,000 participants take part in interactive displays.



LSU Economic Impact on Your District's Parishes



\$811,371,914

PARISHES THAT BENEFIT

CADDO



Recipients of TOPS and Need-Based Financial Aid

46

TOPS SCHOLARSHIP

52

PELL GRANT

27

GO GRANT



LSU Impact on Your District's Healthcare

36

PATIENTS TREATED
LSU HEALTH SCIENCES
CENTER NEW ORLEANS

9,112

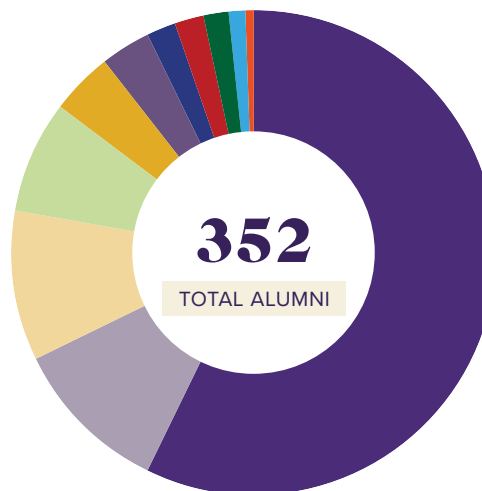
PATIENTS TREATED
LSU HEALTH SCIENCES
CENTER SHREVEPORT

82

TOTAL EMPLOYEES
FROM ALL CAMPUSES

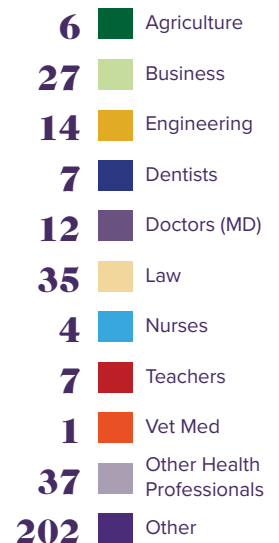


Breakdown of LSU Alumni Working in Your District




352

TOTAL ALUMNI






LSU Enrollment From Your District



713

TOTAL STUDENTS



Notable LSU Achievements in Your Region

- LSU Shreveport partners with key community stakeholders such as Barksdale Air Force Base Global Strike Command and the Economic Accelerator Program to strengthen the region, encourage innovation, and attract and retain the best and brightest talent.
- In the last academic year, 12 patent applications derived from research at LSU Shreveport, with undergraduate students having a direct connection to at least nine.
- LSUHSC-S is home to three Centers of Excellence: Feist-Weiller Cancer Center, Center of Excellence for Arthritis and Rheumatology, and Center for Cardiovascular Diseases and Sciences.
- LSUHSC-Shreveport's Annual Feist Weiller Cancer Center Family Day offers free cancer screening and cancer prevention, smoking cessation, and healthy meal preparation classes.
- Through a partnership with LSU Shreveport and Bossier Schools, grant funding is used to strengthen clinical practice for middle to high school math and science candidates and to mentor teachers. High school students are exposed to eight weeks of hands-on research activities under the supervision of LSUHSC-S faculty members who serve as program mentors.
- The nine-parish Northwest Louisiana area is home to the LSU AgCenter's Hill Farm Research Station in Homer, the Pecan Research Station, Red River Research Station, and nine AgCenter extension offices.
- Ag Magic at the State Fair is conducted annually to increase agriculture awareness among the general public and school groups. During the three weeks of the fair each year, over 50,000 participants take part in interactive displays.



LSU Economic Impact on Your District's Parishes



\$811,371,914

PARISHES THAT BENEFIT

CADDO



Recipients of TOPS and Need-Based Financial Aid

180

TOPS SCHOLARSHIP

169

PELL GRANT

86

GO GRANT



LSU Impact on Your District's Healthcare

42

PATIENTS TREATED
LSU HEALTH SCIENCES
CENTER NEW ORLEANS

6,305

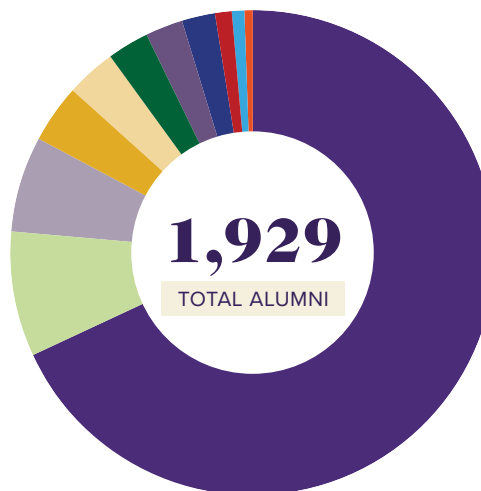
PATIENTS TREATED
LSU HEALTH SCIENCES
CENTER SHREVEPORT

403

TOTAL EMPLOYEES
FROM ALL CAMPUSES

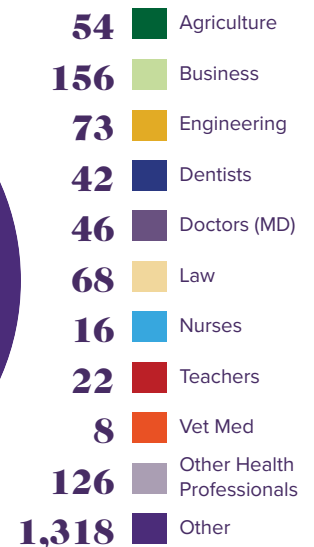


Breakdown of LSU Alumni Working in Your District




1,929

TOTAL ALUMNI





LSU Enrollment From Your District



638

TOTAL STUDENTS

68 LSUHSC-S
10 LSUHSC-NO
411 LSUS
0 LSUE
1 LSUA
148 LSU



LSU Economic Impact on Your District's Parishes



\$939,901,188

PARISHES THAT BENEFIT

BOSSIER
CADD0



Recipients of TOPS and Need-Based Financial Aid

161

TOPS SCHOLARSHIP

147

PELL GRANT

76

GO GRANT



Notable LSU Achievements in Your Region

- LSU Shreveport partners with key community stakeholders such as Barksdale Air Force Base Global Strike Command and the Economic Accelerator Program to strengthen the region, encourage innovation, and attract and retain the best and brightest talent.
- In the last academic year, 12 patent applications derived from research at LSU Shreveport, with undergraduate students having a direct connection to at least nine.
- LSUHSC-S is home to three Centers of Excellence: Feist-Weiller Cancer Center, Center of Excellence for Arthritis and Rheumatology, and Center for Cardiovascular Diseases and Sciences.
- LSUHSC-Shreveport's Annual Feist Weiller Cancer Center Family Day offers free cancer screening and cancer prevention, smoking cessation, and healthy meal preparation classes.
- Through a partnership with LSU Shreveport and Bossier Schools, grant funding is used to strengthen clinical practice for middle to high school math and science candidates and to mentor teachers. High school students are exposed to eight weeks of hands-on research activities under the supervision of LSUHSC-S faculty members who serve as program mentors.
- The nine-parish Northwest Louisiana area is home to the LSU AgCenter's Hill Farm Research Station in Homer, the Pecan Research Station, Red River Research Station, and nine AgCenter extension offices.
- Ag Magic at the State Fair is conducted annually to increase agriculture awareness among the general public and school groups. During the three weeks of the fair each year, over 50,000 participants take part in interactive displays.



LSU Impact on Your District's Healthcare

31

PATIENTS TREATED
LSU HEALTH SCIENCES
CENTER NEW ORLEANS

6,165

PATIENTS TREATED
LSU HEALTH SCIENCES
CENTER SHREVEPORT

545

TOTAL EMPLOYEES
FROM ALL CAMPUSES



Breakdown of LSU Alumni Working in Your District




1,935

TOTAL ALUMNI

86 Agriculture
221 Business
61 Engineering
53 Dentists
62 Doctors (MD)
132 Law
25 Nurses
42 Teachers
10 Vet Med
104 Other Health Professionals
1,139 Other

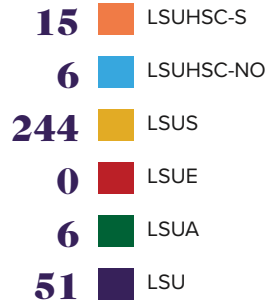


LSU Enrollment From Your District



322

TOTAL STUDENTS



Notable LSU Achievements in Your Region

- LSU Shreveport partners with key community stakeholders such as Barksdale Air Force Base Global Strike Command and the Economic Accelerator Program to strengthen the region, encourage innovation, and attract and retain the best and brightest talent.
- In the last academic year, 12 patent applications derived from research at LSU Shreveport, with undergraduate students having a direct connection to at least nine.
- LSUHSC-S is home to three Centers of Excellence: Feist-Weiller Cancer Center, Center of Excellence for Arthritis and Rheumatology, and Center for Cardiovascular Diseases and Sciences.
- LSUHSC-Shreveport's Annual Feist Weiller Cancer Center Family Day offers free cancer screening and cancer prevention, smoking cessation, and healthy meal preparation classes.
- Through a partnership with LSU Shreveport and Bossier Schools, grant funding is used to strengthen clinical practice for middle to high school math and science candidates and to mentor teachers. High school students are exposed to eight weeks of hands-on research activities under the supervision of LSUHSC-S faculty members who serve as program mentors.
- The nine-parish Northwest Louisiana area is home to the LSU AgCenter's Hill Farm Research Station in Homer, the Pecan Research Station, Red River Research Station, and nine AgCenter extension offices.
- Ag Magic at the State Fair is conducted annually to increase agriculture awareness among the general public and school groups. During the three weeks of the fair each year, over 50,000 participants take part in interactive displays.



LSU Economic Impact on Your District's Parishes



\$821,829,621

PARISHES THAT BENEFIT

CADDO
DESOTO
SABINE



Recipients of TOPS and Need-Based Financial Aid

74

TOPS SCHOLARSHIP

83

PELL GRANT

42

GO GRANT



LSU Impact on Your District's Healthcare

38

PATIENTS TREATED
LSU HEALTH SCIENCES
CENTER NEW ORLEANS

6,480

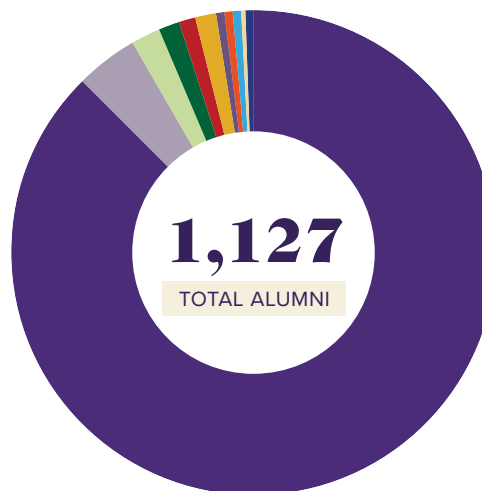
PATIENTS TREATED
LSU HEALTH SCIENCES
CENTER SHREVEPORT

100

TOTAL EMPLOYEES
FROM ALL CAMPUSES

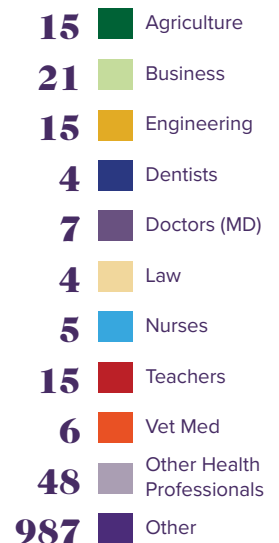


Breakdown of LSU Alumni Working in Your District




1,127

TOTAL ALUMNI






LSU Enrollment From Your District



465

TOTAL STUDENTS



Notable LSU Achievements in Your Region

- LSU Shreveport partners with key community stakeholders such as Barksdale Air Force Base Global Strike Command and the Economic Accelerator Program to strengthen the region, encourage innovation, and attract and retain the best and brightest talent.
- In the last academic year, 12 patent applications derived from research at LSU Shreveport, with undergraduate students having a direct connection to at least nine.
- LSUHSC-S is home to three Centers of Excellence: Feist-Weiller Cancer Center, Center of Excellence for Arthritis and Rheumatology, and Center for Cardiovascular Diseases and Sciences.
- LSUHSC-Shreveport's Annual Feist Weiller Cancer Center Family Day offers free cancer screening and cancer prevention, smoking cessation, and healthy meal preparation classes.
- Through a partnership with LSU Shreveport and Bossier Schools, grant funding is used to strengthen clinical practice for middle to high school math and science candidates and to mentor teachers. High school students are exposed to eight weeks of hands-on research activities under the supervision of LSUHSC-S faculty members who serve as program mentors.
- The nine-parish Northwest Louisiana area is home to the LSU AgCenter's Hill Farm Research Station in Homer, the Pecan Research Station, Red River Research Station, and nine AgCenter extension offices.
- Ag Magic at the State Fair is conducted annually to increase agriculture awareness among the general public and school groups. During the three weeks of the fair each year, over 50,000 participants take part in interactive displays.



LSU Economic Impact on Your District's Parishes



\$128,529,274

PARISHES THAT BENEFIT

BOSSIER



Recipients of TOPS and Need-Based Financial Aid

123

TOPS SCHOLARSHIP

115

PELL GRANT

58

GO GRANT



LSU Impact on Your District's Healthcare

39

PATIENTS TREATED
LSU HEALTH SCIENCES
CENTER NEW ORLEANS

7,328

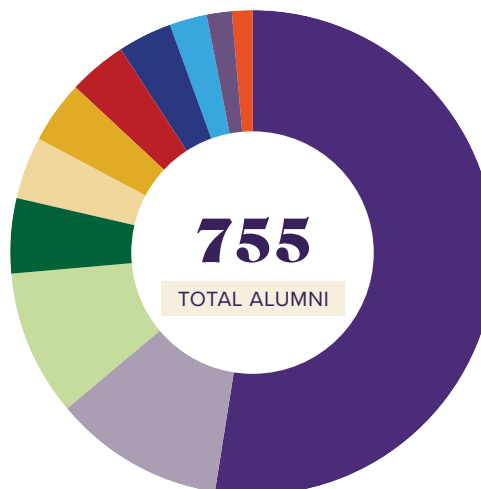
PATIENTS TREATED
LSU HEALTH SCIENCES
CENTER SHREVEPORT

153

TOTAL EMPLOYEES
FROM ALL CAMPUSES

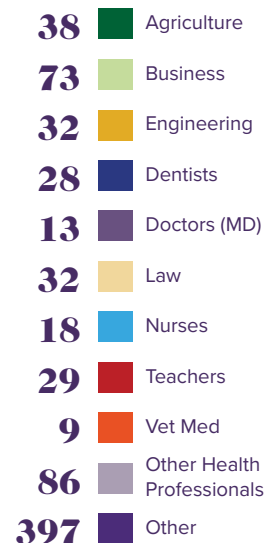


Breakdown of LSU Alumni Working in Your District




755

TOTAL ALUMNI



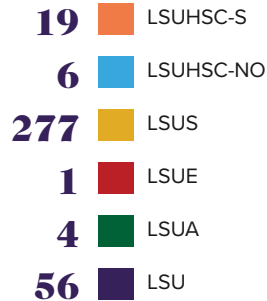


LSU Enrollment From Your District



363

TOTAL STUDENTS



Notable LSU Achievements in Your Region

- LSU Shreveport partners with key community stakeholders such as Barksdale Air Force Base Global Strike Command and the Economic Accelerator Program to strengthen the region, encourage innovation, and attract and retain the best and brightest talent.
- In the last academic year, 12 patent applications derived from research at LSU Shreveport, with undergraduate students having a direct connection to at least nine.
- LSUHSC-S is home to three Centers of Excellence: Feist-Weiller Cancer Center, Center of Excellence for Arthritis and Rheumatology, and Center for Cardiovascular Diseases and Sciences.
- LSUHSC-Shreveport's Annual Feist Weiller Cancer Center Family Day offers free cancer screening and cancer prevention, smoking cessation, and healthy meal preparation classes.
- Through a partnership with LSU Shreveport and Bossier Schools, grant funding is used to strengthen clinical practice for middle to high school math and science candidates and to mentor teachers. High school students are exposed to eight weeks of hands-on research activities under the supervision of LSUHSC-S faculty members who serve as program mentors.
- The nine-parish Northwest Louisiana area is home to the LSU AgCenter's Hill Farm Research Station in Homer, the Pecan Research Station, Red River Research Station, and nine AgCenter extension offices.
- Ag Magic at the State Fair is conducted annually to increase agriculture awareness among the general public and school groups. During the three weeks of the fair each year, over 50,000 participants take part in interactive displays.



LSU Economic Impact on Your District's Parishes



\$128,529,274

PARISHES THAT BENEFIT

BOSSIER



Recipients of TOPS and Need-Based Financial Aid

82

TOPS SCHOLARSHIP

93

PELL GRANT

47

GO GRANT



LSU Impact on Your District's Healthcare

47

PATIENTS TREATED
LSU HEALTH SCIENCES
CENTER NEW ORLEANS

6,677

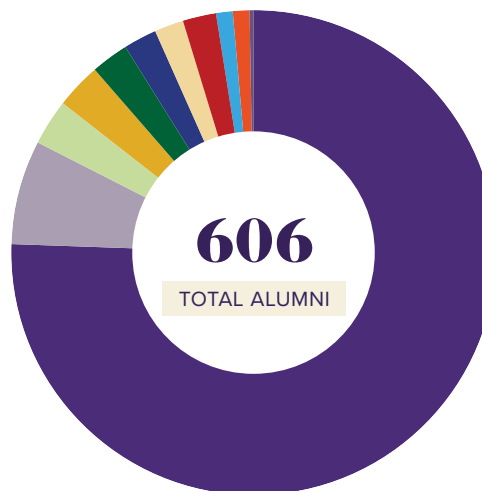
PATIENTS TREATED
LSU HEALTH SCIENCES
CENTER SHREVEPORT

110

TOTAL EMPLOYEES
FROM ALL CAMPUSES

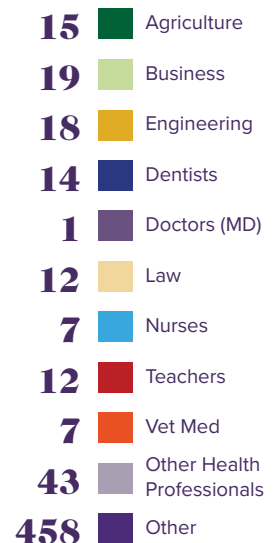


Breakdown of LSU Alumni Working in Your District




606

TOTAL ALUMNI





LSU Enrollment From Your District



106

TOTAL STUDENTS

8	LSUHSC-S
2	LSUHSC-NO
63	LSUS
0	LSUE
4	LSUA
29	LSU



Notable LSU Achievements in Your Region

- LSU Shreveport partners with key community stakeholders such as Barksdale Air Force Base Global Strike Command and the Economic Accelerator Program to strengthen the region, encourage innovation, and attract and retain the best and brightest talent.
- In the last academic year, 12 patent applications derived from research at LSU Shreveport, with undergraduate students having a direct connection to at least nine.
- LSUHSC-S is home to three Centers of Excellence: Feist-Weiller Cancer Center, Center of Excellence for Arthritis and Rheumatology, and Center for Cardiovascular Diseases and Sciences.
- LSUHSC-Shreveport's Annual Feist Weiller Cancer Center Family Day offers free cancer screening and cancer prevention, smoking cessation, and healthy meal preparation classes.
- Through a partnership with LSU Shreveport and Bossier Schools, grant funding is used to strengthen clinical practice for middle to high school math and science candidates and to mentor teachers. High school students are exposed to eight weeks of hands-on research activities under the supervision of LSUHSC-S faculty members who serve as program mentors.
- The nine-parish Northwest Louisiana area is home to the LSU AgCenter's Hill Farm Research Station in Homer, the Pecan Research Station, Red River Research Station, and nine AgCenter extension offices.
- Ag Magic at the State Fair is conducted annually to increase agriculture awareness among the general public and school groups. During the three weeks of the fair each year, over 50,000 participants take part in interactive displays.



LSU Economic Impact on Your District's Parishes



\$136,861,827

PARISHES THAT BENEFIT

BOSSIER
WEBSTER



Recipients of TOPS and Need-Based Financial Aid

29

TOPS SCHOLARSHIP

26

PELL GRANT

13

GO GRANT



LSU Impact on Your District's Healthcare

42

PATIENTS TREATED
LSU HEALTH SCIENCES
CENTER NEW ORLEANS

4,648

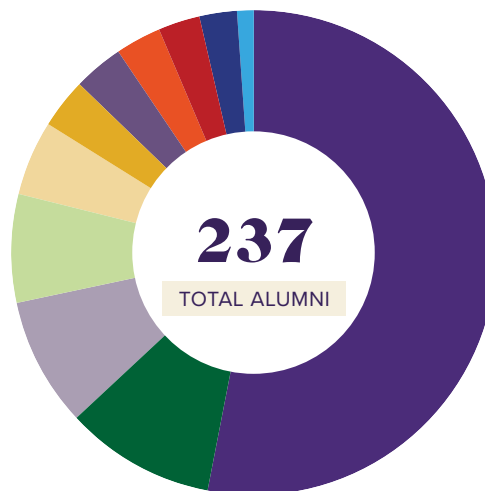
PATIENTS TREATED
LSU HEALTH SCIENCES
CENTER SHREVEPORT

32

TOTAL EMPLOYEES
FROM ALL CAMPUSES



Breakdown of LSU Alumni Working in Your District




237

TOTAL ALUMNI

24	Agriculture
17	Business
8	Engineering
6	Dentists
8	Doctors (MD)
12	Law
2	Nurses
7	Teachers
7	Vet Med
20	Other Health Professionals
126	Other



LSU Enrollment From Your District



46

TOTAL STUDENTS

1	LSUHSC-S
3	LSUHSC-NO
21	LSUS
2	LSUE
6	LSUA
13	LSU



Notable LSU Achievements in Your Region

- LSU Shreveport partners with key community stakeholders such as Barksdale Air Force Base Global Strike Command and the Economic Accelerator Program to strengthen the region, encourage innovation, and attract and retain the best and brightest talent.
- In the last academic year, 12 patent applications derived from research at LSU Shreveport, with undergraduate students having a direct connection to at least nine.
- LSUHSC-S is home to three Centers of Excellence: Feist-Weiller Cancer Center, Center of Excellence for Arthritis and Rheumatology, and Center for Cardiovascular Diseases and Sciences.
- LSUHSC-Shreveport's Annual Feist Weiller Cancer Center Family Day offers free cancer screening and cancer prevention, smoking cessation, and healthy meal preparation classes.
- Through a partnership with LSU Shreveport and Bossier Schools, grant funding is used to strengthen clinical practice for middle to high school math and science candidates and to mentor teachers. High school students are exposed to eight weeks of hands-on research activities under the supervision of LSUHSC-S faculty members who serve as program mentors.
- The nine-parish Northwest Louisiana area is home to the LSU AgCenter's Hill Farm Research Station in Homer, the Pecan Research Station, Red River Research Station, and nine AgCenter extension offices.
- Ag Magic at the State Fair is conducted annually to increase agriculture awareness among the general public and school groups. During the three weeks of the fair each year, over 50,000 participants take part in interactive displays.



LSU Economic Impact on Your District's Parishes



\$14,430,245

PARISHES THAT BENEFIT

BIENVILLE
CLAIBORNE
LINCOLN



Recipients of TOPS and Need-Based Financial Aid

14

TOPS SCHOLARSHIP

14

PELL GRANT

6

GO GRANT



LSU Impact on Your District's Healthcare

40

PATIENTS TREATED
LSU HEALTH SCIENCES
CENTER NEW ORLEANS

2,876

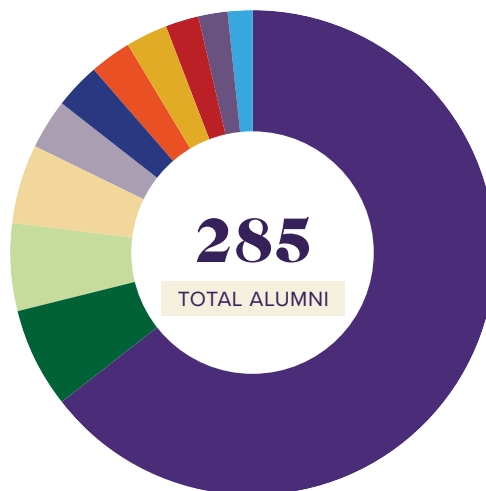
PATIENTS TREATED
LSU HEALTH SCIENCES
CENTER SHREVEPORT

22

TOTAL EMPLOYEES
FROM ALL CAMPUSES



Breakdown of LSU Alumni Working in Your District



285

TOTAL ALUMNI

19	Agriculture
17	Business
8	Engineering
9	Dentists
6	Doctors (MD)
15	Law
4	Nurses
6	Teachers
8	Vet Med
9	Other Health Professionals
184	Other



LSU Enrollment From Your District



81

TOTAL STUDENTS

17	LSUHSC-S
9	LSUHSC-NO
12	LSUS
0	LSUE
3	LSUA
40	LSU



Notable LSU Achievements in Your Region

- LSU Health Shreveport has 24 residents training in family medicine at Ochsner LSU Health Monroe Medical Center. Five additional residency programs rotate through Monroe Medical Center.
- LSU AgCenter 4-H agents serve over 20,000 K-12 students in the Northeast Louisiana region.
- The Macon Ridge Station near Winnsboro consists of 815 acres dedicated to row crop production and raising cattle with the goal to improve profitability of agriculture, the region's largest industry.
- The Sweet Potato Station located on 300 acres in Chase is the only sweet potato research station in the world and supports the \$75 million industry by producing virus-free foundation seeds farmers can plant to keep their crops healthy, sustaining the industry.
- The Northeast Research Station, consisting of 550 acres located near St. Joseph, is dedicated to conservation tillage, crop production, and pest management to aid regional farmers and conduct research benefiting agricultural productivity while protecting the environment.
- Nutrition programs are thriving under the statewide Healthy Communities program: a joint program with LSU AgCenter, Pennington Biomedical, and Southern University Ag Center aimed at improving the health profile of a parish population by promoting healthy eating and physical activity and providing access to healthy foods and recreational facilities.



LSU Economic Impact on Your District's Parishes



\$6,827,366

PARISHES THAT BENEFIT

LINCOLN
UNION



Recipients of TOPS and Need-Based Financial Aid

29

TOPS SCHOLARSHIP

14

PELL GRANT

7

GO GRANT



LSU Impact on Your District's Healthcare

61

PATIENTS TREATED
LSU HEALTH SCIENCES
CENTER NEW ORLEANS

2,010

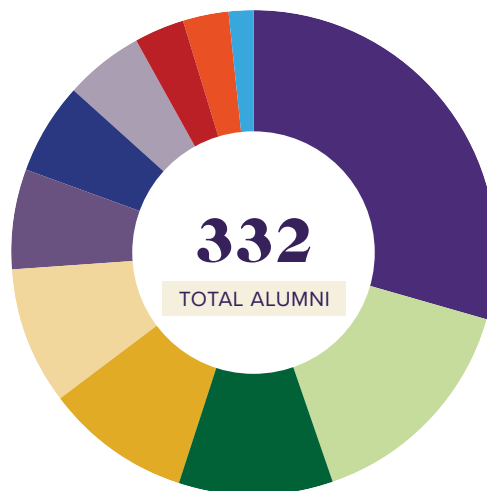
PATIENTS TREATED
LSU HEALTH SCIENCES
CENTER SHREVEPORT

21

TOTAL EMPLOYEES
FROM ALL CAMPUSES



Breakdown of LSU Alumni Working in Your District




332

TOTAL ALUMNI

34	Agriculture
51	Business
32	Engineering
20	Dentists
22	Doctors (MD)
31	Law
5	Nurses
11	Teachers
10	Vet Med
18	Other Health Professionals
98	Other



LSU Enrollment From Your District



65

TOTAL STUDENTS

6	LSUHSC-S
1	LSUHSC-NO
23	LSUS
2	LSUE
16	LSUA
17	LSU



Notable LSU Achievements in Your Region

- LSU Alexandria's online English program has been recognized by bestcolleges.com as one of the best programs of its kind in the country and is ranked 20th in the U.S.
- LSUA's online Bachelor of Science in Criminal Justice program is ranked as one of the nation's best by Affordable Colleges Online.
- LSUA has achieved a 100 percent pass rate for its Nursing and Clinical Laboratory Technician certification exams.
- LSU conducts research that positively impacts Louisiana's \$872 million forestry industry.
- The Central Louisiana (CENLA) Teacher Training impacts the lives of area youth by training and channeling highly qualified K-12 STEM teachers into nine rural parishes in Central Louisiana.
- LSU Health Shreveport operates a robust Family Practice Clinic at Rapides Medical Center with 18 residents who provide a lifelong continuum of care.
- The Dean Lee Research and Extension Center in Rapides Parish has a long history of service to Central Louisiana with over 3,000 acres of land supporting upwards of 500 acres of field crop research and over 600 acres for beef cattle research and demonstration programs, the results of which benefit the citizens of Louisiana.



LSU Economic Impact on Your District's Parishes



\$62,040,095

PARISHES THAT BENEFIT

BIENVILLE
JACKSON
OUACHITA
WINN



Recipients of TOPS and Need-Based Financial Aid

19

TOPS SCHOLARSHIP

21

PELL GRANT

8

GO GRANT



LSU Impact on Your District's Healthcare

70

PATIENTS TREATED
LSU HEALTH SCIENCES
CENTER NEW ORLEANS

2,870

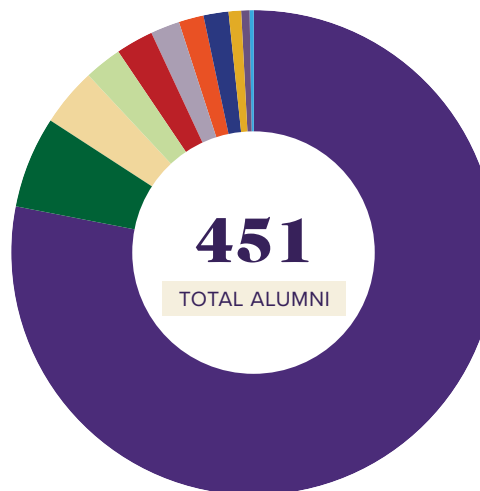
PATIENTS TREATED
LSU HEALTH SCIENCES
CENTER SHREVEPORT

21

TOTAL EMPLOYEES
FROM ALL CAMPUSES



Breakdown of LSU Alumni Working in Your District




451

TOTAL ALUMNI

27	Agriculture
11	Business
4	Engineering
7	Dentists
2	Doctors (MD)
18	Law
1	Nurses
11	Teachers
8	Vet Med
9	Other Health Professionals
353	Other



LSU Enrollment From Your District



239

TOTAL STUDENTS

19 LSUHSC-S
31 LSUHSC-NO
14 LSUS
3 LSUE
4 LSUA
168 LSU



LSU Economic Impact on Your District's Parishes



\$59,094,677

PARISHES THAT BENEFIT

MOREHOUSE
OUACHITA



Recipients of TOPS and Need-Based Financial Aid

109

TOPS SCHOLARSHIP

44

PELL GRANT

21

GO GRANT



Notable LSU Achievements in Your Region

- LSU Health Shreveport has 24 residents training in family medicine at Ochsner LSU Health Monroe Medical Center. Five additional residency programs rotate through Monroe Medical Center.
- LSU AgCenter 4-H agents serve over 20,000 K-12 students in the Northeast Louisiana region.
- The Macon Ridge Station near Winnsboro consists of 815 acres dedicated to row crop production and raising cattle with the goal to improve profitability of agriculture, the region's largest industry.
- The Sweet Potato Station located on 300 acres in Chase is the only sweet potato research station in the world and supports the \$75 million industry by producing virus-free foundation seeds farmers can plant to keep their crops healthy, sustaining the industry.
- The Northeast Research Station, consisting of 550 acres located near St. Joseph, is dedicated to conservation tillage, crop production, and pest management to aid regional farmers and conduct research benefiting agricultural productivity while protecting the environment.
- Nutrition programs are thriving under the statewide Healthy Communities program: a joint program with LSU AgCenter, Pennington Biomedical, and Southern University Ag Center aimed at improving the health profile of a parish population by promoting healthy eating and physical activity and providing access to healthy foods and recreational facilities.



LSU Impact on Your District's Healthcare

112

PATIENTS TREATED
LSU HEALTH SCIENCES
CENTER NEW ORLEANS

1,453

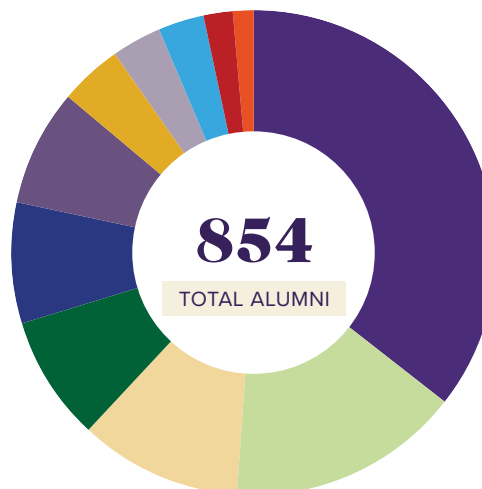
PATIENTS TREATED
LSU HEALTH SCIENCES
CENTER SHREVEPORT

43

TOTAL EMPLOYEES
FROM ALL CAMPUSES



Breakdown of LSU Alumni Working in Your District



854

TOTAL ALUMNI

72 Agriculture
134 Business
36 Engineering
68 Dentists
66 Doctors (MD)
92 Law
27 Nurses
17 Teachers
10 Vet Med
28 Other Health Professionals
304 Other



LSU Enrollment From Your District



95

TOTAL STUDENTS

10	LSUHSC-S
8	LSUHSC-NO
16	LSUS
1	LSUE
5	LSUA
55	LSU



Notable LSU Achievements in Your Region

- LSU Health Shreveport has 24 residents training in family medicine at Ochsner LSU Health Monroe Medical Center. Five additional residency programs rotate through Monroe Medical Center.
- LSU AgCenter 4-H agents serve over 20,000 K-12 students in the Northeast Louisiana region.
- The Macon Ridge Station near Winnsboro consists of 815 acres dedicated to row crop production and raising cattle with the goal to improve profitability of agriculture, the region's largest industry.
- The Sweet Potato Station located on 300 acres in Chase is the only sweet potato research station in the world and supports the \$75 million industry by producing virus-free foundation seeds farmers can plant to keep their crops healthy, sustaining the industry.
- The Northeast Research Station, consisting of 550 acres located near St. Joseph, is dedicated to conservation tillage, crop production, and pest management to aid regional farmers and conduct research benefiting agricultural productivity while protecting the environment.
- Nutrition programs are thriving under the statewide Healthy Communities program: a joint program with LSU AgCenter, Pennington Biomedical, and Southern University Ag Center aimed at improving the health profile of a parish population by promoting healthy eating and physical activity and providing access to healthy foods and recreational facilities.



LSU Economic Impact on Your District's Parishes



\$57,041,899

PARISHES THAT BENEFIT

OUACHITA



Recipients of TOPS and Need-Based Financial Aid

38

TOPS SCHOLARSHIP

20

PELL GRANT

9

GO GRANT



LSU Impact on Your District's Healthcare

122

PATIENTS TREATED
LSU HEALTH SCIENCES
CENTER NEW ORLEANS

1,723

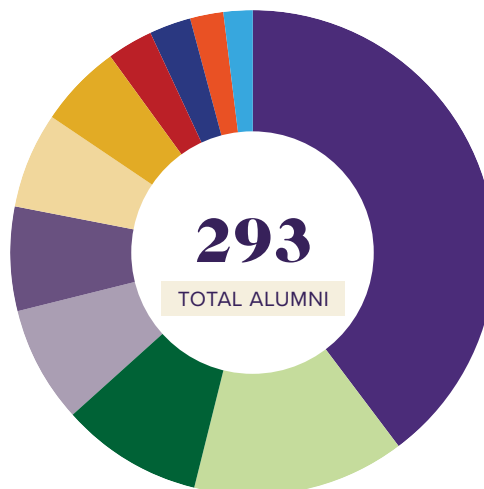
PATIENTS TREATED
LSU HEALTH SCIENCES
CENTER SHREVEPORT

23

TOTAL EMPLOYEES
FROM ALL CAMPUSES



Breakdown of LSU Alumni Working in Your District




293

TOTAL ALUMNI

28	Agriculture
41	Business
16	Engineering
8	Dentists
20	Doctors (MD)
19	Law
5	Nurses
9	Teachers
7	Vet Med
23	Other Health Professionals
117	Other



LSU Enrollment From Your District



53

TOTAL STUDENTS

6	LSUHSC-S
3	LSUHSC-NO
17	LSUS
1	LSUE
0	LSUA
26	LSU



LSU Economic Impact on Your District's Parishes



\$59,094,677

PARISHES THAT BENEFIT

MOREHOUSE
OUACHITA



Recipients of TOPS and Need-Based Financial Aid

19

TOPS SCHOLARSHIP

11

PELL GRANT

5

GO GRANT



Notable LSU Achievements in Your Region

- LSU Health Shreveport has 24 residents training in family medicine at Ochsner LSU Health Monroe Medical Center. Five additional residency programs rotate through Monroe Medical Center.
- LSU AgCenter 4-H agents serve over 20,000 K-12 students in the Northeast Louisiana region.
- The Macon Ridge Station near Winnsboro consists of 815 acres dedicated to row crop production and raising cattle with the goal to improve profitability of agriculture, the region's largest industry.
- The Sweet Potato Station located on 300 acres in Chase is the only sweet potato research station in the world and supports the \$75 million industry by producing virus-free foundation seeds farmers can plant to keep their crops healthy, sustaining the industry.
- The Northeast Research Station, consisting of 550 acres located near St. Joseph, is dedicated to conservation tillage, crop production, and pest management to aid regional farmers and conduct research benefiting agricultural productivity while protecting the environment.
- Nutrition programs are thriving under the statewide Healthy Communities program: a joint program with LSU AgCenter, Pennington Biomedical, and Southern University Ag Center aimed at improving the health profile of a parish population by promoting healthy eating and physical activity and providing access to healthy foods and recreational facilities.



LSU Impact on Your District's Healthcare

82

PATIENTS TREATED
LSU HEALTH SCIENCES
CENTER NEW ORLEANS

1,695

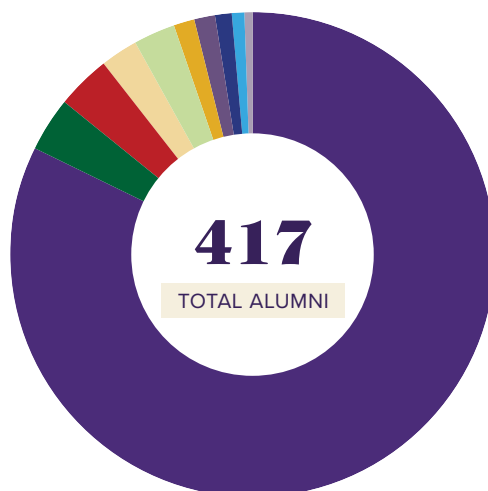
PATIENTS TREATED
LSU HEALTH SCIENCES
CENTER SHREVEPORT

19

TOTAL EMPLOYEES
FROM ALL CAMPUSES



Breakdown of LSU Alumni Working in Your District



417

TOTAL ALUMNI

15	Agriculture
11	Business
6	Engineering
5	Dentists
6	Doctors (MD)
11	Law
3	Nurses
14	Teachers
0	Vet Med
2	Other Health Professionals
344	Other



LSU Enrollment From Your District



31

TOTAL STUDENTS



Notable LSU Achievements in Your Region

- LSU Health Shreveport has 24 residents training in family medicine at Ochsner LSU Health Monroe Medical Center. Five additional residency programs rotate through Monroe Medical Center.
- LSU AgCenter 4-H agents serve over 20,000 K-12 students in the Northeast Louisiana region.
- The Macon Ridge Station near Winnsboro consists of 815 acres dedicated to row crop production and raising cattle with the goal to improve profitability of agriculture, the region's largest industry.
- The Sweet Potato Station located on 300 acres in Chase is the only sweet potato research station in the world and supports the \$75 million industry by producing virus-free foundation seeds farmers can plant to keep their crops healthy, sustaining the industry.
- The Northeast Research Station, consisting of 550 acres located near St. Joseph, is dedicated to conservation tillage, crop production, and pest management to aid regional farmers and conduct research benefiting agricultural productivity while protecting the environment.
- Nutrition programs are thriving under the statewide Healthy Communities program: a joint program with LSU AgCenter, Pennington Biomedical, and Southern University Ag Center aimed at improving the health profile of a parish population by promoting healthy eating and physical activity and providing access to healthy foods and recreational facilities.



LSU Economic Impact on Your District's Parishes



\$57,041,899

PARISHES THAT BENEFIT

OUACHITA



Recipients of TOPS and Need-Based Financial Aid

12

TOPS SCHOLARSHIP

8

PELL GRANT

3

GO GRANT



LSU Impact on Your District's Healthcare

79

PATIENTS TREATED
LSU HEALTH SCIENCES
CENTER NEW ORLEANS

2,241

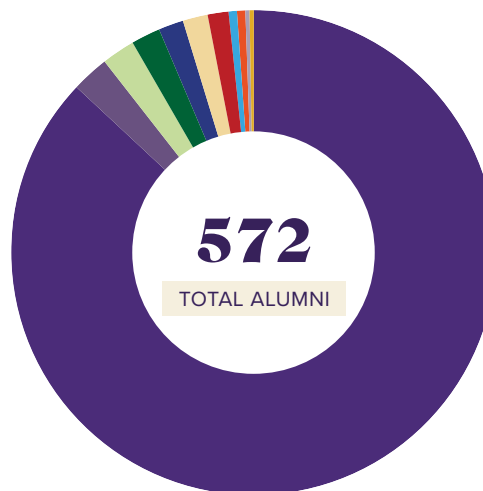
PATIENTS TREATED
LSU HEALTH SCIENCES
CENTER SHREVEPORT

9

TOTAL EMPLOYEES
FROM ALL CAMPUSES

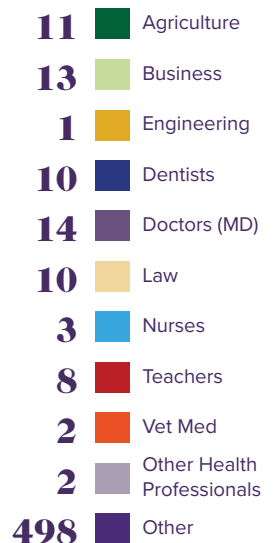


Breakdown of LSU Alumni Working in Your District




572

TOTAL ALUMNI



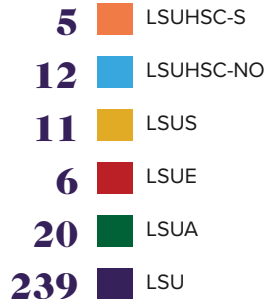


LSU Enrollment From Your District



293

TOTAL STUDENTS



Notable LSU Achievements in Your Region

- LSU has a combined research portfolio of \$488 million across its flagship campus, the LSU AgCenter, and Pennington Biomedical Research Center.
- LSU is in the elite one percent of U.S. universities having land-, sea-, and space-grant status.
- LSU is home to the nation's largest working model of the lower Mississippi River, where faculty study how river mud moves to speed up land growth and slow down erosion.
- LSU's flagship campus enrolls more than 1,400 high school students across the state in dual enrollment courses, allowing them to earn both LSU and high school credit at the same time.
- LSUHSC-NO employs over 180 physician faculty who are instrumental in treating the area's underserved community at Our Lady of the Lake and Woman's Hospital.
- Pennington Biomedical Research Center hosts educational health and wellness events such as the Irene W. Pennington Wellness Day for Women and the Parkinson's Conference.
- LSU AgCenter partners with the Sugar Cane League and USDA on numerous projects, including plant development, harvesting techniques, and soil fertility, to support the \$998.3 million industry.
- AgMagic at LSU AgCenter, held annually for the last 15 years at the Parker Coliseum on the flagship campus, brings school groups and the public together to experience agriculture, learning about where food and fiber comes from. This event reaches 10,000 to 12,000 individuals a year.



LSU Economic Impact on Your District's Parishes



\$120,403,354

PARISHES THAT BENEFIT

IBERVILLE
POINTE COUPEE
WEST BATON ROUGE
WEST FELICIANA



Recipients of TOPS and Need-Based Financial Aid

152

TOPS SCHOLARSHIP

69

PELL GRANT

29

GO GRANT



LSU Impact on Your District's Healthcare

1,951

PATIENTS TREATED
LSU HEALTH SCIENCES
CENTER NEW ORLEANS

14

PATIENTS TREATED
LSU HEALTH SCIENCES
CENTER SHREVEPORT

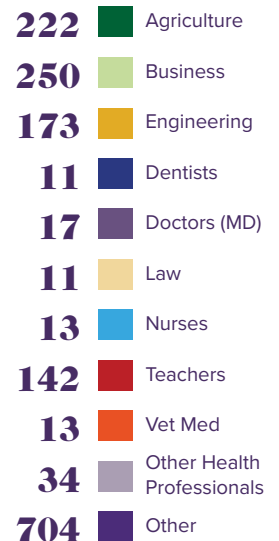
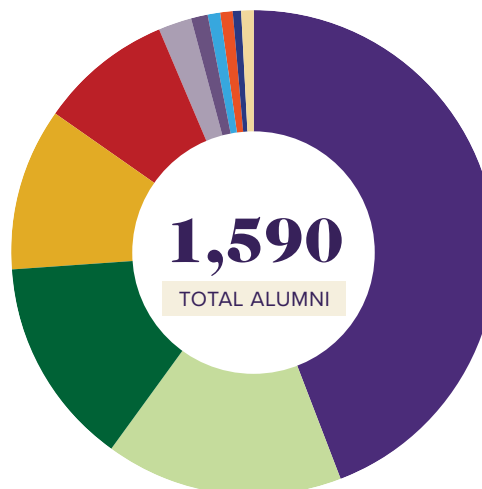
LSU Employment in Your District

159

TOTAL EMPLOYEES
FROM ALL CAMPUSES



Breakdown of LSU Alumni Working in Your District






LSU Enrollment From Your District



59

TOTAL STUDENTS

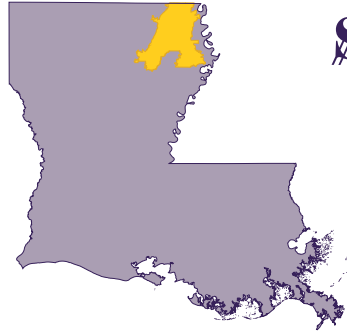


Notable LSU Achievements in Your Region

- LSU Health Shreveport has 24 residents training in family medicine at Ochsner LSU Health Monroe Medical Center. Five additional residency programs rotate through Monroe Medical Center.
- LSU AgCenter 4-H agents serve over 20,000 K-12 students in the Northeast Louisiana region.
- The Macon Ridge Station near Winnsboro consists of 815 acres dedicated to row crop production and raising cattle with the goal to improve profitability of agriculture, the region's largest industry.
- The Sweet Potato Station located on 300 acres in Chase is the only sweet potato research station in the world and supports the \$75 million industry by producing virus-free foundation seeds farmers can plant to keep their crops healthy, sustaining the industry.
- The Northeast Research Station, consisting of 550 acres located near St. Joseph, is dedicated to conservation tillage, crop production, and pest management to aid regional farmers and conduct research benefiting agricultural productivity while protecting the environment.
- Nutrition programs are thriving under the statewide Healthy Communities program: a joint program with LSU AgCenter, Pennington Biomedical, and Southern University Ag Center aimed at improving the health profile of a parish population by promoting healthy eating and physical activity and providing access to healthy foods and recreational facilities.



LSU Economic Impact on Your District's Parishes



\$67,581,922

PARISHES THAT BENEFIT

EAST CARROLL
MADISON
MOREHOUSE
OUACHITA
RICHLAND
WEST CARROLL



Recipients of TOPS and Need-Based Financial Aid

24

TOPS SCHOLARSHIP

12

PELL GRANT

5

GO GRANT



LSU Impact on Your District's Healthcare

88

PATIENTS TREATED
LSU HEALTH SCIENCES
CENTER NEW ORLEANS

1,955

PATIENTS TREATED
LSU HEALTH SCIENCES
CENTER SHREVEPORT

LSU Employment in Your District

25

TOTAL EMPLOYEES
FROM ALL CAMPUSES

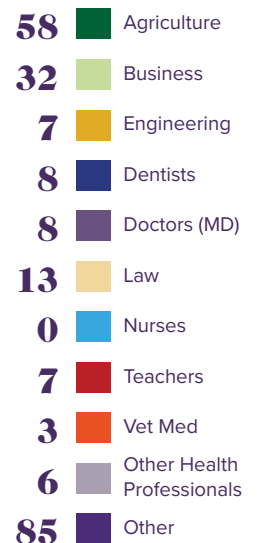


Breakdown of LSU Alumni Working in Your District




227

TOTAL ALUMNI





LSU Enrollment From Your District



71

TOTAL STUDENTS

2	LSUHSC-S
1	LSUHSC-NO
3	LSUS
5	LSUE
32	LSUA
28	LSU



Notable LSU Achievements in Your Region

- LSU Health Shreveport has 24 residents training in family medicine at Ochsner LSU Health Monroe Medical Center. Five additional residency programs rotate through Monroe Medical Center.
- LSU AgCenter 4-H agents serve over 20,000 K-12 students in the Northeast Louisiana region.
- The Macon Ridge Station near Winnsboro consists of 815 acres dedicated to row crop production and raising cattle with the goal to improve profitability of agriculture, the region's largest industry.
- The Sweet Potato Station located on 300 acres in Chase is the only sweet potato research station in the world and supports the \$75 million industry by producing virus-free foundation seeds farmers can plant to keep their crops healthy, sustaining the industry.
- The Northeast Research Station, consisting of 550 acres located near St. Joseph, is dedicated to conservation tillage, crop production, and pest management to aid regional farmers and conduct research benefiting agricultural productivity while protecting the environment.
- Nutrition programs are thriving under the statewide Healthy Communities program: a joint program with LSU AgCenter, Pennington Biomedical, and Southern University Ag Center aimed at improving the health profile of a parish population by promoting healthy eating and physical activity and providing access to healthy foods and recreational facilities.



LSU Economic Impact on Your District's Parishes



\$16,255,715

PARISHES THAT BENEFIT

CALDWELL
CATAHOULA
FRANKLIN
LASALLE
TENSAS



Recipients of TOPS and Need-Based Financial Aid

27

TOPS SCHOLARSHIP

30

PELL GRANT

8

GO GRANT



LSU Impact on Your District's Healthcare

145

PATIENTS TREATED
LSU HEALTH SCIENCES
CENTER NEW ORLEANS

1,563

PATIENTS TREATED
LSU HEALTH SCIENCES
CENTER SHREVEPORT

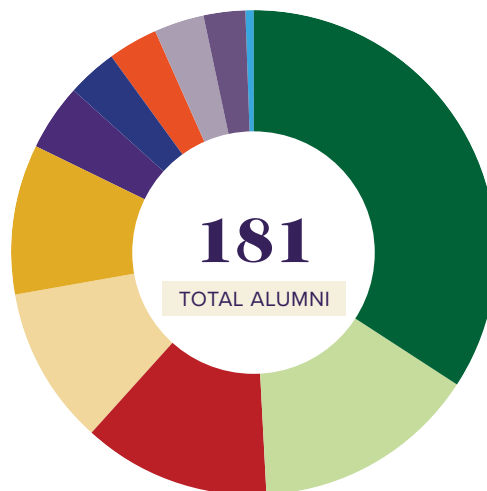
LSU Employment in Your District

67

TOTAL EMPLOYEES
FROM ALL CAMPUSES



Breakdown of LSU Alumni Working in Your District




181

TOTAL ALUMNI

62	Agriculture
27	Business
18	Engineering
6	Dentists
5	Doctors (MD)
19	Law
1	Nurses
23	Teachers
6	Vet Med
6	Other Health Professionals
8	Other



LSU Enrollment From Your District



72

TOTAL STUDENTS

2	LSUHSC-S
3	LSUHSC-NO
6	LSUS
2	LSUE
26	LSUA
33	LSU



Notable LSU Achievements in Your Region

- LSU Health Shreveport has 24 residents training in family medicine at Ochsner LSU Health Monroe Medical Center. Five additional residency programs rotate through Monroe Medical Center.
- LSU AgCenter 4-H agents serve over 20,000 K-12 students in the Northeast Louisiana region.
- The Macon Ridge Station near Winnsboro consists of 815 acres dedicated to row crop production and raising cattle with the goal to improve profitability of agriculture, the region's largest industry.
- The Sweet Potato Station located on 300 acres in Chase is the only sweet potato research station in the world and supports the \$75 million industry by producing virus-free foundation seeds farmers can plant to keep their crops healthy, sustaining the industry.
- The Northeast Research Station, consisting of 550 acres located near St. Joseph, is dedicated to conservation tillage, crop production, and pest management to aid regional farmers and conduct research benefiting agricultural productivity while protecting the environment.
- Nutrition programs are thriving under the statewide Healthy Communities program: a joint program with LSU AgCenter, Pennington Biomedical, and Southern University Ag Center aimed at improving the health profile of a parish population by promoting healthy eating and physical activity and providing access to healthy foods and recreational facilities.



LSU Economic Impact on Your District's Parishes



\$9,531,662

PARISHES THAT BENEFIT

CATAHOULA
CONCORDIA
EAST CARROLL
MADISON
TENSAS



Recipients of TOPS and Need-Based Financial Aid

28

TOPS SCHOLARSHIP

26

PELL GRANT

8

GO GRANT



LSU Impact on Your District's Healthcare

240

PATIENTS TREATED
LSU HEALTH SCIENCES
CENTER NEW ORLEANS

1,073

PATIENTS TREATED
LSU HEALTH SCIENCES
CENTER SHREVEPORT

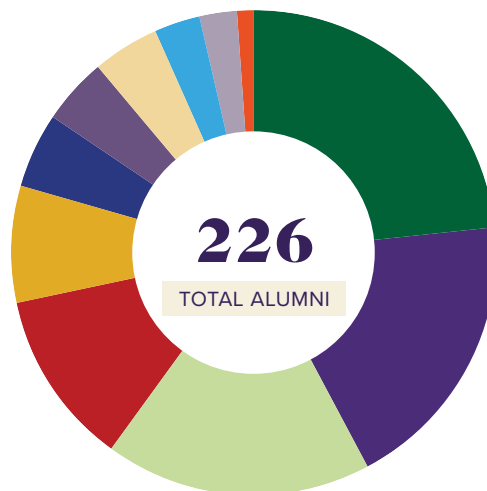
LSU Employment in Your District

35

TOTAL EMPLOYEES
FROM ALL CAMPUSES



Breakdown of LSU Alumni Working in Your District




226

TOTAL ALUMNI

53	Agriculture
40	Business
18	Engineering
11	Dentists
10	Doctors (MD)
10	Law
7	Nurses
26	Teachers
2	Vet Med
6	Other Health Professionals
43	Other



LSU Enrollment From Your District



175

TOTAL STUDENTS

6	LSUHSC-S
4	LSUHSC-NO
18	LSUS
11	LSUE
114	LSUA
22	LSU



LSU Economic Impact on Your District's Parishes



\$8,482,636

PARISHES THAT BENEFIT

GRANT
LASALLE
NATCHITOCHES
RED RIVER
WINN



Recipients of TOPS and Need-Based Financial Aid

50

TOPS SCHOLARSHIP

87

PELL GRANT

23

GO GRANT



Notable LSU Achievements in Your Region

- LSU Alexandria's online English program has been recognized by bestcolleges.com as one of the best programs of its kind in the country and is ranked 20th in the U.S.
- LSUA's online Bachelor of Science in Criminal Justice program is ranked as one of the nation's best by Affordable Colleges Online.
- LSUA has achieved a 100 percent pass rate for its Nursing and Clinical Laboratory Technician certification exams.
- LSU conducts research that positively impacts Louisiana's \$872 million forestry industry.
- The Central Louisiana (CENLA) Teacher Training impacts the lives of area youth by training and channeling highly qualified K-12 STEM teachers into nine rural parishes in Central Louisiana.
- LSU Health Shreveport operates a robust Family Practice Clinic at Rapides Medical Center with 18 residents who provide a lifelong continuum of care.
- The Dean Lee Research and Extension Center in Rapides Parish has a long history of service to Central Louisiana with over 3,000 acres of land supporting upwards of 500 acres of field crop research and over 600 acres for beef cattle research and demonstration programs, the results of which benefit the citizens of Louisiana.



LSU Impact on Your District's Healthcare

192

PATIENTS TREATED
LSU HEALTH SCIENCES
CENTER NEW ORLEANS

2,555

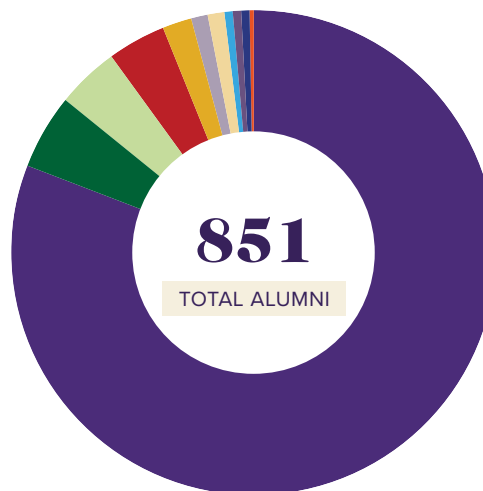
PATIENTS TREATED
LSU HEALTH SCIENCES
CENTER SHREVEPORT

41

TOTAL EMPLOYEES
FROM ALL CAMPUSES



Breakdown of LSU Alumni Working in Your District




851

TOTAL ALUMNI

41	Agriculture
36	Business
18	Engineering
4	Dentists
5	Doctors (MD)
9	Law
5	Nurses
32	Teachers
2	Vet Med
9	Other Health Professionals
690	Other




LSU Enrollment From Your District



97

TOTAL STUDENTS



Notable LSU Achievements in Your Region

- LSU Shreveport partners with key community stakeholders such as Barksdale Air Force Base Global Strike Command and the Economic Accelerator Program to strengthen the region, encourage innovation, and attract and retain the best and brightest talent.
- In the last academic year, 12 patent applications derived from research at LSU Shreveport, with undergraduate students having a direct connection to at least nine.
- LSUHSC-S is home to three Centers of Excellence: Feist-Weiller Cancer Center, Center of Excellence for Arthritis and Rheumatology, and Center for Cardiovascular Diseases and Sciences.
- LSUHSC-Shreveport's Annual Feist Weiller Cancer Center Family Day offers free cancer screening and cancer prevention, smoking cessation, and healthy meal preparation classes.
- Through a partnership with LSU Shreveport and Bossier Schools, grant funding is used to strengthen clinical practice for middle to high school math and science candidates and to mentor teachers. High school students are exposed to eight weeks of hands-on research activities under the supervision of LSUHSC-S faculty members who serve as program mentors.
- The nine-parish Northwest Louisiana area is home to the LSU AgCenter's Hill Farm Research Station in Homer, the Pecan Research Station, Red River Research Station, and nine AgCenter extension offices.
- Ag Magic at the State Fair is conducted annually to increase agriculture awareness among the general public and school groups. During the three weeks of the fair each year, over 50,000 participants take part in interactive displays.



LSU Economic Impact on Your District's Parishes



\$13,735,001

PARISHES THAT BENEFIT

DESOTO
NATCHITOCHE
RED RIVER



Recipients of TOPS and Need-Based Financial Aid

32

TOPS SCHOLARSHIP

25

PELL GRANT

11

GO GRANT



LSU Impact on Your District's Healthcare

54

PATIENTS TREATED
LSU HEALTH SCIENCES
CENTER NEW ORLEANS

4,048

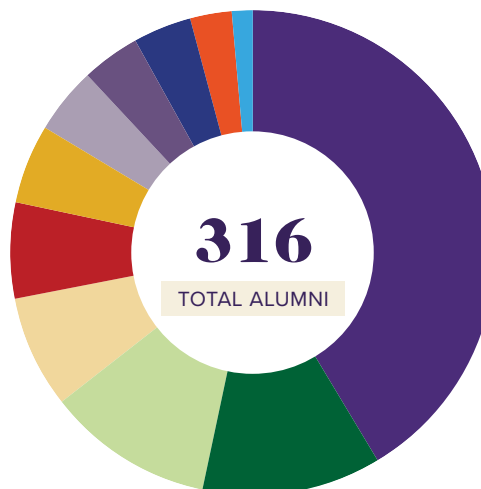
PATIENTS TREATED
LSU HEALTH SCIENCES
CENTER SHREVEPORT

14

TOTAL EMPLOYEES
FROM ALL CAMPUSES

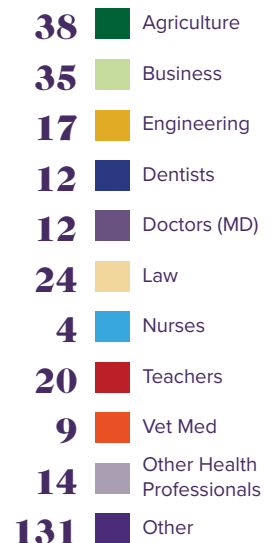


Breakdown of LSU Alumni Working in Your District



316

TOTAL ALUMNI





LSU Enrollment From Your District



93

TOTAL STUDENTS

7	LSUHSC-S
3	LSUHSC-NO
17	LSUS
0	LSUE
27	LSUA
39	LSU



LSU Economic Impact on Your District's Parishes



\$5,897,524

PARISHES THAT BENEFIT

NATCHITOCHES
SABINE
VERNON



Recipients of TOPS and Need-Based Financial Aid

34

TOPS SCHOLARSHIP

30

PELL GRANT

11

GO GRANT



Notable LSU Achievements in Your Region

- LSU Alexandria's online English program has been recognized by bestcolleges.com as one of the best programs of its kind in the country and is ranked 20th in the U.S.
- LSUA's online Bachelor of Science in Criminal Justice program is ranked as one of the nation's best by Affordable Colleges Online.
- LSUA has achieved a 100 percent pass rate for its Nursing and Clinical Laboratory Technician certification exams.
- LSU conducts research that positively impacts Louisiana's \$872 million forestry industry.
- The Central Louisiana (CENLA) Teacher Training impacts the lives of area youth by training and channeling highly qualified K-12 STEM teachers into nine rural parishes in Central Louisiana.
- LSU Health Shreveport operates a robust Family Practice Clinic at Rapides Medical Center with 18 residents who provide a lifelong continuum of care.
- The Dean Lee Research and Extension Center in Rapides Parish has a long history of service to Central Louisiana with over 3,000 acres of land supporting upwards of 500 acres of field crop research and over 600 acres for beef cattle research and demonstration programs, the results of which benefit the citizens of Louisiana.



LSU Impact on Your District's Healthcare

142

PATIENTS TREATED
LSU HEALTH SCIENCES
CENTER NEW ORLEANS

2,444

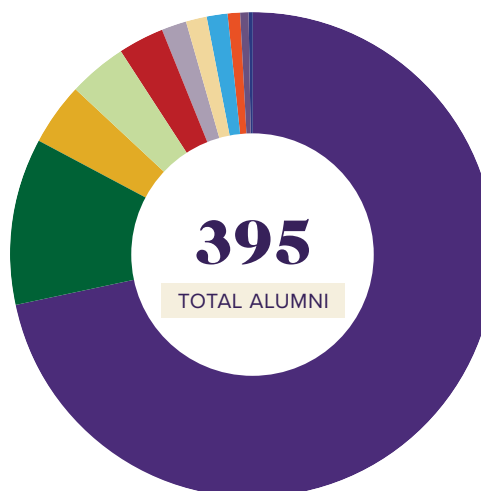
PATIENTS TREATED
LSU HEALTH SCIENCES
CENTER SHREVEPORT

14

TOTAL EMPLOYEES
FROM ALL CAMPUSES



Breakdown of LSU Alumni Working in Your District



395


TOTAL ALUMNI

44	Agriculture
15	Business
16	Engineering
1	Dentists
2	Doctors (MD)
6	Law
5	Nurses
12	Teachers
3	Vet Med
7	Other Health Professionals
284	Other

STATE HOUSE DISTRICT 25



LSU Enrollment From Your District



663

TOTAL STUDENTS

16	LSUHSC-S
7	LSUHSC-NO
17	LSUS
36	LSUE
436	LSUA
151	LSU



LSU Economic Impact on Your District's Parishes



\$65,808,932

PARISHES THAT BENEFIT

RAPIDES



Recipients of TOPS and Need-Based Financial Aid

218

TOPS SCHOLARSHIP

328

PELL GRANT

86

GO GRANT



Notable LSU Achievements in Your Region

- LSU Alexandria's online English program has been recognized by bestcolleges.com as one of the best programs of its kind in the country and is ranked 20th in the U.S.
- LSUA's online Bachelor of Science in Criminal Justice program is ranked as one of the nation's best by Affordable Colleges Online.
- LSUA has achieved a 100 percent pass rate for its Nursing and Clinical Laboratory Technician certification exams.
- LSU conducts research that positively impacts Louisiana's \$872 million forestry industry.
- The Central Louisiana (CENLA) Teacher Training impacts the lives of area youth by training and channeling highly qualified K-12 STEM teachers into nine rural parishes in Central Louisiana.
- LSU Health Shreveport operates a robust Family Practice Clinic at Rapides Medical Center with 18 residents who provide a lifelong continuum of care.
- The Dean Lee Research and Extension Center in Rapides Parish has a long history of service to Central Louisiana with over 3,000 acres of land supporting upwards of 500 acres of field crop research and over 600 acres for beef cattle research and demonstration programs, the results of which benefit the citizens of Louisiana.



LSU Impact on Your District's Healthcare

324

PATIENTS TREATED
LSU HEALTH SCIENCES
CENTER NEW ORLEANS

1,838

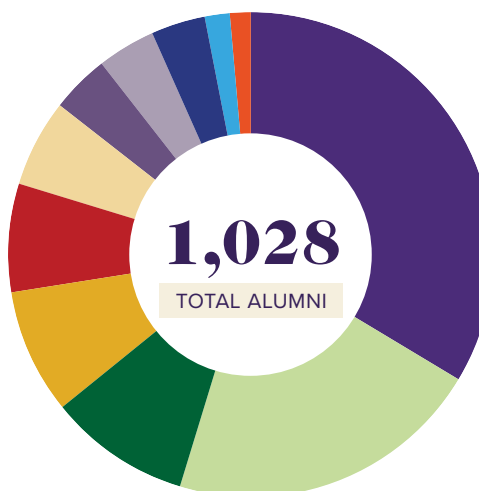
PATIENTS TREATED
LSU HEALTH SCIENCES
CENTER SHREVEPORT

146

TOTAL EMPLOYEES
FROM ALL CAMPUSES



Breakdown of LSU Alumni Working in Your District




1,028

TOTAL ALUMNI

98	Agriculture
217	Business
84	Engineering
37	Dentists
41	Doctors (MD)
59	Law
18	Nurses
76	Teachers
13	Vet Med
38	Other Health Professionals
347	Other



LSU Enrollment From Your District



361

TOTAL STUDENTS

3	LSUHSC-S
9	LSUHSC-NO
12	LSUS
29	LSUE
253	LSUA
55	LSU



LSU Economic Impact on Your District's Parishes



\$65,808,932

PARISHES THAT BENEFIT

RAPIDES



Recipients of TOPS and Need-Based Financial Aid

111

TOPS SCHOLARSHIP

189

PELL GRANT

48

GO GRANT



Notable LSU Achievements in Your Region

- LSU Alexandria's online English program has been recognized by bestcolleges.com as one of the best programs of its kind in the country and is ranked 20th in the U.S.
- LSUA's online Bachelor of Science in Criminal Justice program is ranked as one of the nation's best by Affordable Colleges Online.
- LSUA has achieved a 100 percent pass rate for its Nursing and Clinical Laboratory Technician certification exams.
- LSU conducts research that positively impacts Louisiana's \$872 million forestry industry.
- The Central Louisiana (CENLA) Teacher Training impacts the lives of area youth by training and channeling highly qualified K-12 STEM teachers into nine rural parishes in Central Louisiana.
- LSU Health Shreveport operates a robust Family Practice Clinic at Rapides Medical Center with 18 residents who provide a lifelong continuum of care.
- The Dean Lee Research and Extension Center in Rapides Parish has a long history of service to Central Louisiana with over 3,000 acres of land supporting upwards of 500 acres of field crop research and over 600 acres for beef cattle research and demonstration programs, the results of which benefit the citizens of Louisiana.



LSU Impact on Your District's Healthcare

251

PATIENTS TREATED
LSU HEALTH SCIENCES
CENTER NEW ORLEANS

2,094

PATIENTS TREATED
LSU HEALTH SCIENCES
CENTER SHREVEPORT

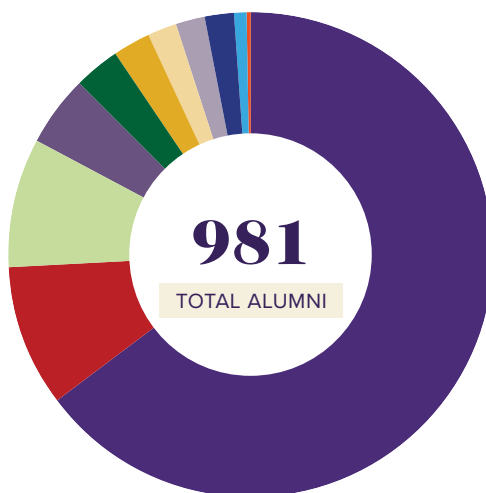
LSU Employment in Your District

94

TOTAL EMPLOYEES
FROM ALL CAMPUSES



Breakdown of LSU Alumni Working in Your District




981

TOTAL ALUMNI

30	Agriculture
83	Business
23	Engineering
18	Dentists
48	Doctors (MD)
20	Law
9	Nurses
95	Teachers
1	Vet Med
19	Other Health Professionals
635	Other

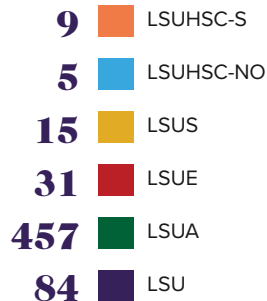


LSU Enrollment From Your District



601

TOTAL STUDENTS



Notable LSU Achievements in Your Region

- LSU Alexandria's online English program has been recognized by bestcolleges.com as one of the best programs of its kind in the country and is ranked 20th in the U.S.
- LSUA's online Bachelor of Science in Criminal Justice program is ranked as one of the nation's best by Affordable Colleges Online.
- LSUA has achieved a 100 percent pass rate for its Nursing and Clinical Laboratory Technician certification exams.
- LSU conducts research that positively impacts Louisiana's \$872 million forestry industry.
- The Central Louisiana (CENLA) Teacher Training impacts the lives of area youth by training and channeling highly qualified K-12 STEM teachers into nine rural parishes in Central Louisiana.
- LSU Health Shreveport operates a robust Family Practice Clinic at Rapides Medical Center with 18 residents who provide a lifelong continuum of care.
- The Dean Lee Research and Extension Center in Rapides Parish has a long history of service to Central Louisiana with over 3,000 acres of land supporting upwards of 500 acres of field crop research and over 600 acres for beef cattle research and demonstration programs, the results of which benefit the citizens of Louisiana.



LSU Economic Impact on Your District's Parishes



\$65,808,932

PARISHES THAT BENEFIT

RAPIDES



Recipients of TOPS and Need-Based Financial Aid

182

TOPS SCHOLARSHIP

323

PELL GRANT

82

GO GRANT



LSU Impact on Your District's Healthcare

304

PATIENTS TREATED
LSU HEALTH SCIENCES
CENTER NEW ORLEANS

1,854

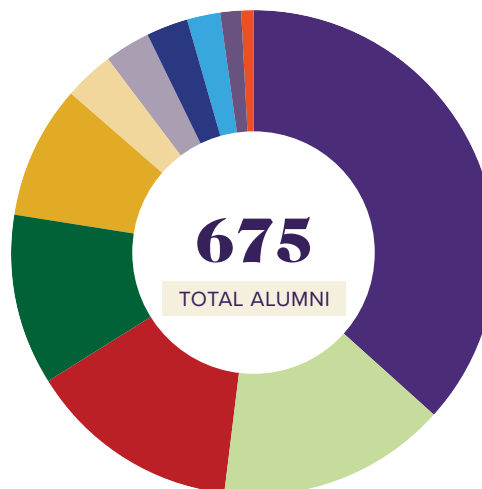
PATIENTS TREATED
LSU HEALTH SCIENCES
CENTER SHREVEPORT

123

TOTAL EMPLOYEES
FROM ALL CAMPUSES

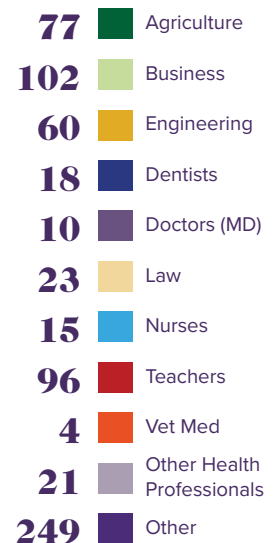


Breakdown of LSU Alumni Working in Your District




675

TOTAL ALUMNI





LSU Enrollment From Your District



340

TOTAL STUDENTS

5	LSUHSC-S
3	LSUHSC-NO
8	LSUS
34	LSUE
245	LSUA
45	LSU



Notable LSU Achievements in Your Region

- LSU has \$70 million in active grants related to the coast, marshes, and aquaculture, all important aspects of Acadiana's way of life.
- LSU holds over \$30 million in grants aiding oil and gas discovery, extraction, processing, and storage and \$12 million related to biofuels produced in Louisiana.
- LSU holds more than \$8 million in research grants dedicated to protecting Louisiana's \$4.6 billion seafood industry.
- LSU Eunice serves nearly 700 high school students from 11 different parishes through its dual enrollment programs, allowing them to earn both LSU and high school credit at the same time.
- LSU Eunice partners with 18 hospitals in eight parishes to host on-site clinical training for students in healthcare workforce studies.
- Housed at University Hospital and Clinics in Lafayette, LSU Health Sciences Center New Orleans' Rural Scholars Track trains doctors to work in rural settings, potentially tuition free.
- For over 100 years, the H. Rouse Caffey Rice Research Station located in Rayne has supported the rice industry, now with an economic value of \$372.7 million to Louisiana.
- LSU AgCenter scientists at the Iberia Research Station are studying energy cane, a variety of sugarcane developed to produce fuel for the emerging biofuel market.



LSU Economic Impact on Your District's Parishes



\$6,250,096

PARISHES THAT BENEFIT

AVOYELLES



Recipients of TOPS and Need-Based Financial Aid

103

TOPS SCHOLARSHIP

184

PELL GRANT

45

GO GRANT



LSU Impact on Your District's Healthcare

466

PATIENTS TREATED
LSU HEALTH SCIENCES
CENTER NEW ORLEANS

1,097

PATIENTS TREATED
LSU HEALTH SCIENCES
CENTER SHREVEPORT

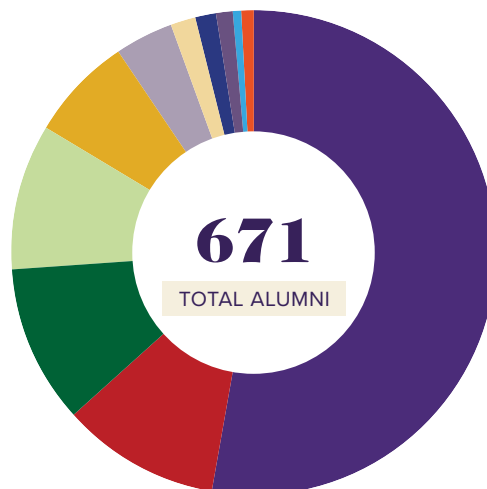
LSU Employment in Your District

47

TOTAL EMPLOYEES
FROM ALL CAMPUSES




Breakdown of LSU Alumni Working in Your District



70	Agriculture
66	Business
47	Engineering
9	Dentists
7	Doctors (MD)
12	Law
5	Nurses
71	Teachers
4	Vet Med
25	Other Health Professionals
355	Other



LSU Enrollment From Your District



216

TOTAL STUDENTS

1	LSUHSC-S
9	LSUHSC-NO
13	LSUS
2	LSUE
8	LSUA
183	LSU



Notable LSU Achievements in Your Region

- LSU has a combined research portfolio of \$488 million across its flagship campus, the LSU AgCenter, and Pennington Biomedical Research Center.
- LSU is in the elite one percent of U.S. universities having land-, sea-, and space-grant status.
- LSU is home to the nation's largest working model of the lower Mississippi River, where faculty study how river mud moves to speed up land growth and slow down erosion.
- LSU's flagship campus enrolls more than 1,400 high school students across the state in dual enrollment courses, allowing them to earn both LSU and high school credit at the same time.
- LSUHSC-NO employs over 180 physician faculty who are instrumental in treating the area's underserved community at Our Lady of the Lake and Woman's Hospital.
- Pennington Biomedical Research Center hosts educational health and wellness events such as the Irene W. Pennington Wellness Day for Women and the Parkinson's Conference.
- LSU AgCenter partners with the Sugar Cane League and USDA on numerous projects, including plant development, harvesting techniques, and soil fertility, to support the \$998.3 million industry.
- AgMagic at LSU AgCenter, held annually for the last 15 years at the Parker Coliseum on the flagship campus, brings school groups and the public together to experience agriculture, learning about where food and fiber comes from. This event reaches 10,000 to 12,000 individuals a year.



LSU Economic Impact on Your District's Parishes



\$1,868,746,111

PARISHES THAT BENEFIT

EAST BATON ROUGE
WEST BATON ROUGE



Recipients of TOPS and Need-Based Financial Aid

114

TOPS SCHOLARSHIP

48

PELL GRANT

21

GO GRANT



LSU Impact on Your District's Healthcare

3,733

PATIENTS TREATED
LSU HEALTH SCIENCES
CENTER NEW ORLEANS

15

PATIENTS TREATED
LSU HEALTH SCIENCES
CENTER SHREVEPORT

LSU Employment in Your District

195

TOTAL EMPLOYEES
FROM ALL CAMPUSES



Breakdown of LSU Alumni Working in Your District



80	Agriculture
202	Business
143	Engineering
7	Dentists
4	Doctors (MD)
41	Law
13	Nurses
247	Teachers
2	Vet Med
16	Other Health Professionals
691	Other

STATE HOUSE DISTRICT 30



LSU Enrollment From Your District



86

TOTAL STUDENTS

3	LSUHSC-S
4	LSUHSC-NO
9	LSUS
10	LSUE
17	LSUA
43	LSU



LSU Economic Impact on Your District's Parishes



\$2,031,990

PARISHES THAT BENEFIT

BEAUREGARD
VERNON



Recipients of TOPS and Need-Based Financial Aid

35

TOPS SCHOLARSHIP

29

PELL GRANT

9

GO GRANT



Notable LSU Achievements in Your Region

- LSU Alexandria's online English program has been recognized by bestcolleges.com as one of the best programs of its kind in the country and is ranked 20th in the U.S.
- LSUA's online Bachelor of Science in Criminal Justice program is ranked as one of the nation's best by Affordable Colleges Online.
- LSUA has achieved a 100 percent pass rate for its Nursing and Clinical Laboratory Technician certification exams.
- LSU conducts research that positively impacts Louisiana's \$872 million forestry industry.
- The Central Louisiana (CENLA) Teacher Training impacts the lives of area youth by training and channeling highly qualified K-12 STEM teachers into nine rural parishes in Central Louisiana.
- LSU Health Shreveport operates a robust Family Practice Clinic at Rapides Medical Center with 18 residents who provide a lifelong continuum of care.
- The Dean Lee Research and Extension Center in Rapides Parish has a long history of service to Central Louisiana with over 3,000 acres of land supporting upwards of 500 acres of field crop research and over 600 acres for beef cattle research and demonstration programs, the results of which benefit the citizens of Louisiana.



LSU Impact on Your District's Healthcare

205

PATIENTS TREATED

LSU HEALTH SCIENCES
CENTER NEW ORLEANS

797

PATIENTS TREATED

LSU HEALTH SCIENCES
CENTER SHREVEPORT

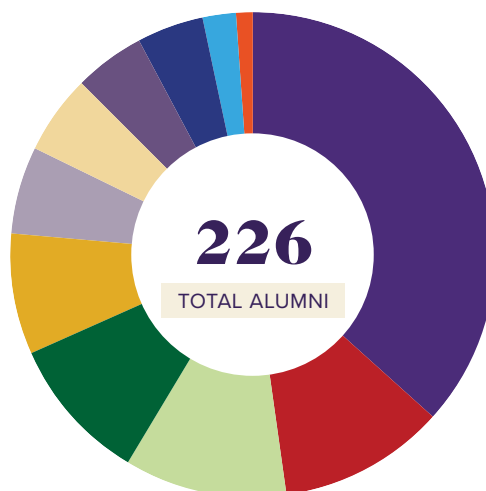
10

TOTAL EMPLOYEES

FROM ALL CAMPUSES



Breakdown of LSU Alumni Working in Your District



226

TOTAL ALUMNI

22	Agriculture
25	Business
18	Engineering
10	Dentists
11	Doctors (MD)
12	Law
5	Nurses
25	Teachers
2	Vet Med
13	Other Health Professionals
83	Other



LSU Enrollment From Your District



380

TOTAL STUDENTS

8	LSUHSC-S
32	LSUHSC-NO
17	LSUS
92	LSUE
16	LSUA
215	LSU



LSU Economic Impact on Your District's Parishes



\$82,979,195

PARISHES THAT BENEFIT

LAFAYETTE
VERMILION



Recipients of TOPS and Need-Based Financial Aid

168

TOPS SCHOLARSHIP

120

PELL GRANT

34

GO GRANT



Notable LSU Achievements in Your Region

- LSU has \$70 million in active grants related to the coast, marshes, and aquaculture, all important aspects of Acadiana's way of life.
- LSU holds over \$30 million in grants aiding oil and gas discovery, extraction, processing, and storage and \$12 million related to biofuels produced in Louisiana.
- LSU holds more than \$8 million in research grants dedicated to protecting Louisiana's \$4.6 billion seafood industry.
- LSU Eunice serves nearly 700 high school students from 11 different parishes through its dual enrollment programs, allowing them to earn both LSU and high school credit at the same time.
- LSU Eunice partners with 18 hospitals in eight parishes to host on-site clinical training for students in healthcare workforce studies.
- Housed at University Hospital and Clinics in Lafayette, LSU Health Sciences Center New Orleans' Rural Scholars Track trains doctors to work in rural settings, potentially tuition free.
- For over 100 years, the H. Rouse Caffey Rice Research Station located in Rayne has supported the rice industry, now with an economic value of \$372.7 million to Louisiana.
- LSU AgCenter scientists at the Iberia Research Station are studying energy cane, a variety of sugarcane developed to produce fuel for the emerging biofuel market.



LSU Impact on Your District's Healthcare

1,975

PATIENTS TREATED
LSU HEALTH SCIENCES
CENTER NEW ORLEANS

56

PATIENTS TREATED
LSU HEALTH SCIENCES
CENTER SHREVEPORT

52

TOTAL EMPLOYEES
FROM ALL CAMPUSES



Breakdown of LSU Alumni Working in Your District




2,335

TOTAL ALUMNI

101	Agriculture
227	Business
133	Engineering
29	Dentists
97	Doctors (MD)
110	Law
33	Nurses
23	Teachers
16	Vet Med
66	Other Health Professionals
1,500	Other



LSU Enrollment From Your District



107

TOTAL STUDENTS

1	LSUHSC-S
4	LSUHSC-NO
2	LSUS
34	LSUE
26	LSUA
40	LSU



LSU Economic Impact on Your District's Parishes



\$21,885,194

PARISHES THAT BENEFIT

ALLEN
BEAUREGARD
CALCASIEU



Recipients of TOPS and Need-Based Financial Aid

42

TOPS SCHOLARSHIP

47

PELL GRANT

11

GO GRANT



Notable LSU Achievements in Your Region

- LSU Coastal Sciences teamed with the Water Institute of the Gulf to study the Calcasieu Ship Channel to ensure its continued success.
- Lake Charles is home to one of the largest LSU HSC-NO Family Medicine programs with 21 residents.
- LSU Eunice partners with 18 hospitals, including Lake Charles Memorial and Christus Ochsner Lake Area Hospital, in eight parishes to host on-site clinical training for respiratory care and nursing students.
- LSU Health Sciences Center New Orleans' Rural Scholars Track trains doctors to work in rural settings, potentially tuition free.
- LSU holds more than \$65 million in research grants dedicated to protecting Louisiana's coast.
- For over 100 years, the H. Rouse Caffey Rice Research Station has supported the rice industry, now with an economic value of \$372.7 million to Louisiana.
- Four LSU AgCenter extension offices in Lake Charles, Jennings, Oberlin, and DeRidder provide nutritional and agricultural information to almost 8,500 4-H students.
- LSU AgCenter and the Nature Conservancy are studying oyster habitats and the shoreline along Calcasieu Lake.
- LSU AgCenter is teaming with Wildlife & Fisheries to prevent aquatic weeds from overtaking waterways in Southwest Louisiana and the entire state.



LSU Impact on Your District's Healthcare

314

PATIENTS TREATED
LSU HEALTH SCIENCES
CENTER NEW ORLEANS

434

PATIENTS TREATED
LSU HEALTH SCIENCES
CENTER SHREVEPORT

8

TOTAL EMPLOYEES
FROM ALL CAMPUSES



Breakdown of LSU Alumni Working in Your District




252

TOTAL ALUMNI

23	Agriculture
20	Business
13	Engineering
5	Dentists
9	Doctors (MD)
5	Law
1	Nurses
33	Teachers
1	Vet Med
4	Other Health Professionals
138	Other



LSU Enrollment From Your District



72

TOTAL STUDENTS

2	LSUHSC-S
6	LSUHSC-NO
4	LSUS
4	LSUE
6	LSUA
50	LSU



Notable LSU Achievements in Your Region

- LSU Coastal Sciences teamed with the Water Institute of the Gulf to study the Calcasieu Ship Channel to ensure its continued success.
- Lake Charles is home to one of the largest LSU HSC-NO Family Medicine programs with 21 residents.
- LSU Eunice partners with 18 hospitals, including Lake Charles Memorial and Christus Ochsner Lake Area Hospital, in eight parishes to host on-site clinical training for respiratory care and nursing students.
- LSU Health Sciences Center New Orleans' Rural Scholars Track trains doctors to work in rural settings, potentially tuition free.
- LSU holds more than \$65 million in research grants dedicated to protecting Louisiana's coast.
- For over 100 years, the H. Rouse Caffey Rice Research Station has supported the rice industry, now with an economic value of \$372.7 million to Louisiana.
- Four LSU AgCenter extension offices in Lake Charles, Jennings, Oberlin, and DeRidder provide nutritional and agricultural information to almost 8,500 4-H students.
- LSU AgCenter and the Nature Conservancy are studying oyster habitats and the shoreline along Calcasieu Lake.
- LSU AgCenter is teaming with Wildlife & Fisheries to prevent aquatic weeds from overtaking waterways in Southwest Louisiana and the entire state.



LSU Economic Impact on Your District's Parishes



\$19,473,736

PARISHES THAT BENEFIT

CALCASIEU



Recipients of TOPS and Need-Based Financial Aid

34

TOPS SCHOLARSHIP

18

PELL GRANT

7

GO GRANT



LSU Impact on Your District's Healthcare

333

PATIENTS TREATED
LSU HEALTH SCIENCES
CENTER NEW ORLEANS

160

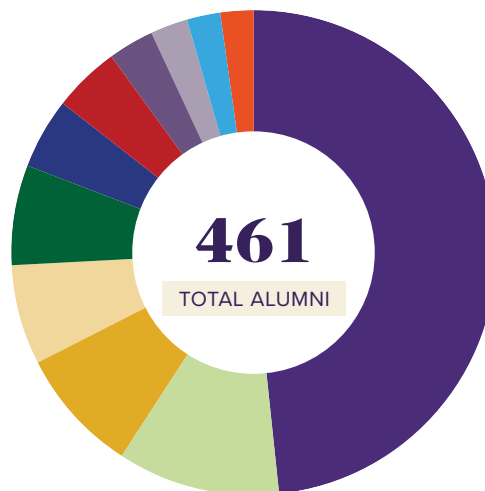
PATIENTS TREATED
LSU HEALTH SCIENCES
CENTER SHREVEPORT

0

TOTAL EMPLOYEES
FROM ALL CAMPUSES



Breakdown of LSU Alumni Working in Your District




461

TOTAL ALUMNI

30	Agriculture
51	Business
38	Engineering
22	Dentists
14	Doctors (MD)
31	Law
10	Nurses
20	Teachers
10	Vet Med
12	Other Health Professionals
223	Other




LSU Enrollment From Your District



79

TOTAL STUDENTS



Notable LSU Achievements in Your Region

- LSU Coastal Sciences teamed with the Water Institute of the Gulf to study the Calcasieu Ship Channel to ensure its continued success.
- Lake Charles is home to one of the largest LSU HSC-NO Family Medicine programs with 21 residents.
- LSU Eunice partners with 18 hospitals, including Lake Charles Memorial and Christus Ochsner Lake Area Hospital, in eight parishes to host on-site clinical training for respiratory care and nursing students.
- LSU Health Sciences Center New Orleans' Rural Scholars Track trains doctors to work in rural settings, potentially tuition free.
- LSU holds more than \$65 million in research grants dedicated to protecting Louisiana's coast.
- For over 100 years, the H. Rouse Caffey Rice Research Station has supported the rice industry, now with an economic value of \$372.7 million to Louisiana.
- Four LSU AgCenter extension offices in Lake Charles, Jennings, Oberlin, and DeRidder provide nutritional and agricultural information to almost 8,500 4-H students.
- LSU AgCenter and the Nature Conservancy are studying oyster habitats and the shoreline along Calcasieu Lake.
- LSU AgCenter is teaming with Wildlife & Fisheries to prevent aquatic weeds from overtaking waterways in Southwest Louisiana and the entire state.



LSU Economic Impact on Your District's Parishes



\$19,473,736

PARISHES THAT BENEFIT

CALCASIEU



Recipients of TOPS and Need-Based Financial Aid

39

TOPS SCHOLARSHIP

21

PELL GRANT

8

GO GRANT



LSU Impact on Your District's Healthcare

424

PATIENTS TREATED

LSU HEALTH SCIENCES
CENTER NEW ORLEANS

191

PATIENTS TREATED

LSU HEALTH SCIENCES
CENTER SHREVEPORT

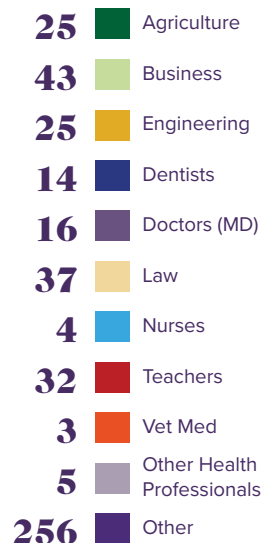
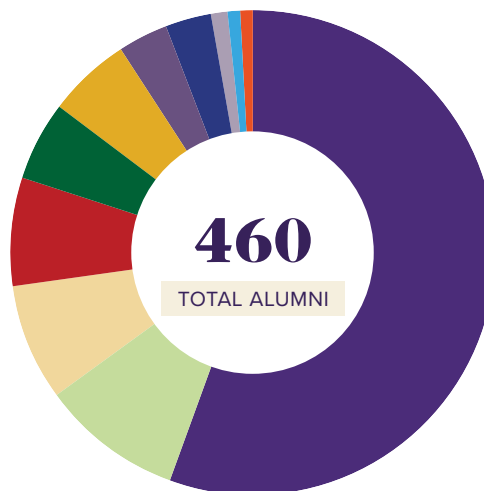
18

TOTAL EMPLOYEES

FROM ALL CAMPUSES




Breakdown of LSU Alumni Working in Your District





LSU Enrollment From Your District



144

TOTAL STUDENTS

6	LSUHSC-S
12	LSUHSC-NO
5	LSUS
15	LSUE
5	LSUA
101	LSU



LSU Economic Impact on Your District's Parishes



\$20,611,128

PARISHES THAT BENEFIT

BEAUREGARD
CALCASIEU



Recipients of TOPS and Need-Based Financial Aid

68

TOPS SCHOLARSHIP

35

PELL GRANT

13

GO GRANT



Notable LSU Achievements in Your Region

- LSU Coastal Sciences teamed with the Water Institute of the Gulf to study the Calcasieu Ship Channel to ensure its continued success.
- Lake Charles is home to one of the largest LSU HSC-NO Family Medicine programs with 21 residents.
- LSU Eunice partners with 18 hospitals, including Lake Charles Memorial and Christus Ochsner Lake Area Hospital, in eight parishes to host on-site clinical training for respiratory care and nursing students.
- LSU Health Sciences Center New Orleans' Rural Scholars Track trains doctors to work in rural settings, potentially tuition free.
- LSU holds more than \$65 million in research grants dedicated to protecting Louisiana's coast.
- For over 100 years, the H. Rouse Caffey Rice Research Station has supported the rice industry, now with an economic value of \$372.7 million to Louisiana.
- Four LSU AgCenter extension offices in Lake Charles, Jennings, Oberlin, and DeRidder provide nutritional and agricultural information to almost 8,500 4-H students.
- LSU AgCenter and the Nature Conservancy are studying oyster habitats and the shoreline along Calcasieu Lake.
- LSU AgCenter is teaming with Wildlife & Fisheries to prevent aquatic weeds from overtaking waterways in Southwest Louisiana and the entire state.



LSU Impact on Your District's Healthcare

325

PATIENTS TREATED
LSU HEALTH SCIENCES
CENTER NEW ORLEANS

147

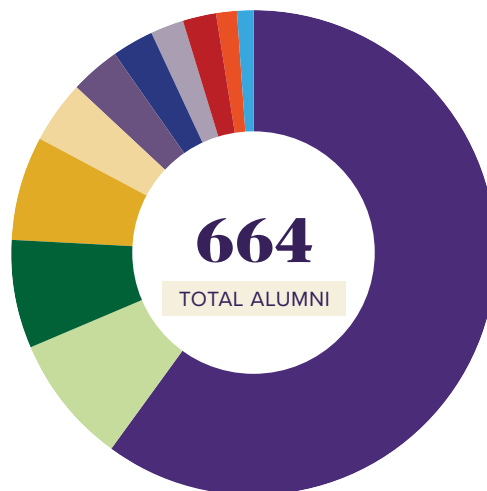
PATIENTS TREATED
LSU HEALTH SCIENCES
CENTER SHREVEPORT

13

TOTAL EMPLOYEES
FROM ALL CAMPUSES



Breakdown of LSU Alumni Working in Your District




664

TOTAL ALUMNI

49	Agriculture
56	Business
46	Engineering
18	Dentists
22	Doctors (MD)
27	Law
7	Nurses
14	Teachers
9	Vet Med
16	Other Health Professionals
400	Other



LSU Enrollment From Your District



271

TOTAL STUDENTS

11	LSUHSC-S
25	LSUHSC-NO
10	LSUS
11	LSUE
1	LSUA
213	LSU



LSU Economic Impact on Your District's Parishes



\$19,473,736

PARISHES THAT BENEFIT

CALCASIEU



Recipients of TOPS and Need-Based Financial Aid

135

TOPS SCHOLARSHIP

55

PELL GRANT

24

GO GRANT



Notable LSU Achievements in Your Region

- LSU Coastal Sciences teamed with the Water Institute of the Gulf to study the Calcasieu Ship Channel to ensure its continued success.
- Lake Charles is home to one of the largest LSU HSC-NO Family Medicine programs with 21 residents.
- LSU Eunice partners with 18 hospitals, including Lake Charles Memorial and Christus Ochsner Lake Area Hospital, in eight parishes to host on-site clinical training for respiratory care and nursing students.
- LSU Health Sciences Center New Orleans' Rural Scholars Track trains doctors to work in rural settings, potentially tuition free.
- LSU holds more than \$65 million in research grants dedicated to protecting Louisiana's coast.
- For over 100 years, the H. Rouse Caffey Rice Research Station has supported the rice industry, now with an economic value of \$372.7 million to Louisiana.
- Four LSU AgCenter extension offices in Lake Charles, Jennings, Oberlin, and DeRidder provide nutritional and agricultural information to almost 8,500 4-H students.
- LSU AgCenter and the Nature Conservancy are studying oyster habitats and the shoreline along Calcasieu Lake.
- LSU AgCenter is teaming with Wildlife & Fisheries to prevent aquatic weeds from overtaking waterways in Southwest Louisiana and the entire state.



LSU Impact on Your District's Healthcare

303

PATIENTS TREATED
LSU HEALTH SCIENCES
CENTER NEW ORLEANS

103

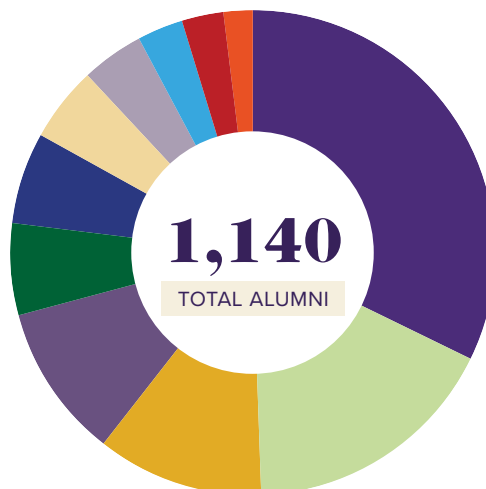
PATIENTS TREATED
LSU HEALTH SCIENCES
CENTER SHREVEPORT

17

TOTAL EMPLOYEES
FROM ALL CAMPUSES



Breakdown of LSU Alumni Working in Your District



71	Agriculture
196	Business
128	Engineering
70	Dentists
116	Doctors (MD)
55	Law
36	Nurses
30	Teachers
22	Vet Med
48	Other Health Professionals
368	Other



LSU Enrollment From Your District



122

TOTAL STUDENTS

8	LSUHSC-S
6	LSUHSC-NO
7	LSUS
43	LSUE
4	LSUA
54	LSU



Notable LSU Achievements in Your Region

- LSU Coastal Sciences teamed with the Water Institute of the Gulf to study the Calcasieu Ship Channel to ensure its continued success.
- Lake Charles is home to one of the largest LSU HSC-NO Family Medicine programs with 21 residents.
- LSU Eunice partners with 18 hospitals, including Lake Charles Memorial and Christus Ochsner Lake Area Hospital, in eight parishes to host on-site clinical training for respiratory care and nursing students.
- LSU Health Sciences Center New Orleans' Rural Scholars Track trains doctors to work in rural settings, potentially tuition free.
- LSU holds more than \$65 million in research grants dedicated to protecting Louisiana's coast.
- For over 100 years, the H. Rouse Caffey Rice Research Station has supported the rice industry, now with an economic value of \$372.7 million to Louisiana.
- Four LSU AgCenter extension offices in Lake Charles, Jennings, Oberlin, and DeRidder provide nutritional and agricultural information to almost 8,500 4-H students.
- LSU AgCenter and the Nature Conservancy are studying oyster habitats and the shoreline along Calcasieu Lake.
- LSU AgCenter is teaming with Wildlife & Fisheries to prevent aquatic weeds from overtaking waterways in Southwest Louisiana and the entire state.



LSU Economic Impact on Your District's Parishes



\$22,704,393

PARISHES THAT BENEFIT

CALCASIEU
JEFFERSON DAVIS



Recipients of TOPS and Need-Based Financial Aid

49

TOPS SCHOLARSHIP

44

PELL GRANT

10

GO GRANT



LSU Impact on Your District's Healthcare

555

PATIENTS TREATED
LSU HEALTH SCIENCES
CENTER NEW ORLEANS

164

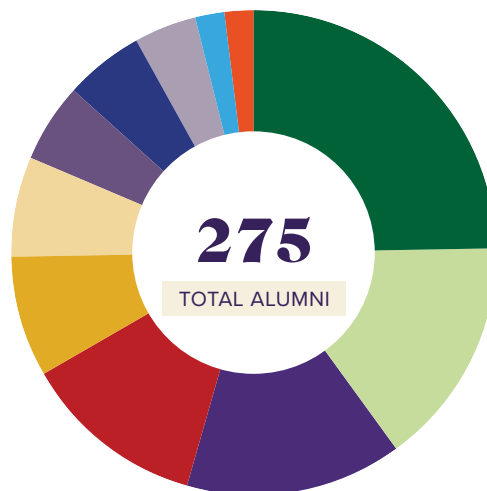
PATIENTS TREATED
LSU HEALTH SCIENCES
CENTER SHREVEPORT

31

TOTAL EMPLOYEES
FROM ALL CAMPUSES



Breakdown of LSU Alumni Working in Your District




275

TOTAL ALUMNI

68	Agriculture
42	Business
22	Engineering
14	Dentists
15	Doctors (MD)
18	Law
5	Nurses
34	Teachers
5	Vet Med
12	Other Health Professionals
40	Other



LSU Enrollment From Your District



515

TOTAL STUDENTS

4	LSUHSC-S
7	LSUHSC-NO
7	LSUS
233	LSUE
184	LSUA
80	LSU



LSU Economic Impact on Your District's Parishes



\$35,594,340

PARISHES THAT BENEFIT

EVANGELINE
ST. LANDRY



Recipients of TOPS and Need-Based Financial Aid

170

TOPS SCHOLARSHIP

284

PELL GRANT

54

GO GRANT



Notable LSU Achievements in Your Region

- LSU has \$70 million in active grants related to the coast, marshes, and aquaculture, all important aspects of Acadiana's way of life.
- LSU holds over \$30 million in grants aiding oil and gas discovery, extraction, processing, and storage and \$12 million related to biofuels produced in Louisiana.
- LSU holds more than \$8 million in research grants dedicated to protecting Louisiana's \$4.6 billion seafood industry.
- LSU Eunice serves nearly 700 high school students from 11 different parishes through its dual enrollment programs, allowing them to earn both LSU and high school credit at the same time.
- LSU Eunice partners with 18 hospitals in eight parishes to host on-site clinical training for students in healthcare workforce studies.
- Housed at University Hospital and Clinics in Lafayette, LSU Health Sciences Center New Orleans' Rural Scholars Track trains doctors to work in rural settings, potentially tuition free.
- For over 100 years, the H. Rouse Caffey Rice Research Station located in Rayne has supported the rice industry, now with an economic value of \$372.7 million to Louisiana.
- LSU AgCenter scientists at the Iberia Research Station are studying energy cane, a variety of sugarcane developed to produce fuel for the emerging biofuel market.



LSU Impact on Your District's Healthcare

905

PATIENTS TREATED
LSU HEALTH SCIENCES
CENTER NEW ORLEANS

263

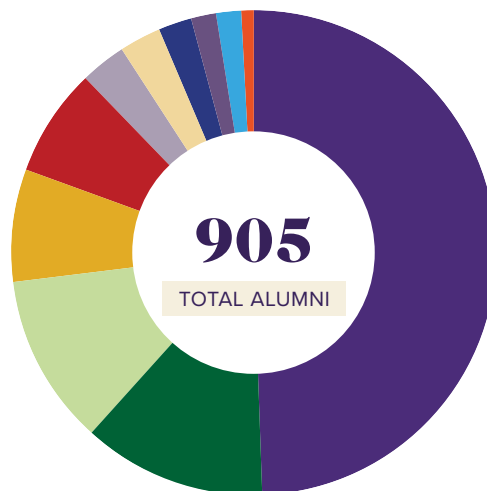
PATIENTS TREATED
LSU HEALTH SCIENCES
CENTER SHREVEPORT

49

TOTAL EMPLOYEES
FROM ALL CAMPUSES



Breakdown of LSU Alumni Working in Your District



905


TOTAL ALUMNI

90	Agriculture
81	Business
55	Engineering
16	Dentists
13	Doctors (MD)
19	Law
11	Nurses
52	Teachers
6	Vet Med
23	Other Health Professionals
359	Other

STATE HOUSE DISTRICT 39



LSU Enrollment From Your District



281

TOTAL STUDENTS

3	LSUHSC-S
11	LSUHSC-NO
9	LSUS
144	LSUE
28	LSUA
86	LSU



LSU Economic Impact on Your District's Parishes



\$107,548,023

PARISHES THAT BENEFIT

LAFAYETTE
ST. LANDRY



Recipients of TOPS and Need-Based Financial Aid

106

TOPS SCHOLARSHIP

132

PELL GRANT

25

GO GRANT



Notable LSU Achievements in Your Region

- LSU has \$70 million in active grants related to the coast, marshes, and aquaculture, all important aspects of Acadiana's way of life.
- LSU holds over \$30 million in grants aiding oil and gas discovery, extraction, processing, and storage and \$12 million related to biofuels produced in Louisiana.
- LSU holds more than \$8 million in research grants dedicated to protecting Louisiana's \$4.6 billion seafood industry.
- LSU Eunice serves nearly 700 high school students from 11 different parishes through its dual enrollment programs, allowing them to earn both LSU and high school credit at the same time.
- LSU Eunice partners with 18 hospitals in eight parishes to host on-site clinical training for students in healthcare workforce studies.
- Housed at University Hospital and Clinics in Lafayette, LSU Health Sciences Center New Orleans' Rural Scholars Track trains doctors to work in rural settings, potentially tuition free.
- For over 100 years, the H. Rouse Caffey Rice Research Station located in Rayne has supported the rice industry, now with an economic value of \$372.7 million to Louisiana.
- LSU AgCenter scientists at the Iberia Research Station are studying energy cane, a variety of sugarcane developed to produce fuel for the emerging biofuel market.



LSU Impact on Your District's Healthcare

2,755

PATIENTS TREATED
LSU HEALTH SCIENCES
CENTER NEW ORLEANS

86

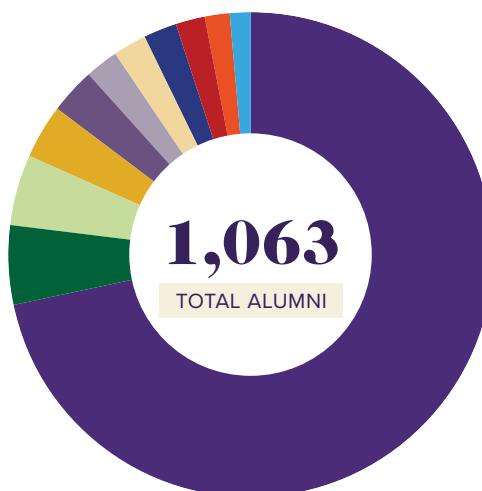
PATIENTS TREATED
LSU HEALTH SCIENCES
CENTER SHREVEPORT

35

TOTAL EMPLOYEES
FROM ALL CAMPUSES



Breakdown of LSU Alumni Working in Your District




55	Agriculture
52	Business
39	Engineering
23	Dentists
31	Doctors (MD)
24	Law
12	Nurses
21	Teachers
19	Vet Med
24	Other Health Professionals
763	Other

STATE HOUSE DISTRICT 40



LSU Enrollment From Your District



354

TOTAL STUDENTS

2	LSUHSC-S
9	LSUHSC-NO
15	LSUS
225	LSUE
42	LSUA
61	LSU



LSU Economic Impact on Your District's Parishes



\$30,303,535

PARISHES THAT BENEFIT

ST. LANDRY



Recipients of TOPS and Need-Based Financial Aid

121

TOPS SCHOLARSHIP

190

PELL GRANT

31

GO GRANT



Notable LSU Achievements in Your Region

- LSU has \$70 million in active grants related to the coast, marshes, and aquaculture, all important aspects of Acadiana's way of life.
- LSU holds over \$30 million in grants aiding oil and gas discovery, extraction, processing, and storage and \$12 million related to biofuels produced in Louisiana.
- LSU holds more than \$8 million in research grants dedicated to protecting Louisiana's \$4.6 billion seafood industry.
- LSU Eunice serves nearly 700 high school students from 11 different parishes through its dual enrollment programs, allowing them to earn both LSU and high school credit at the same time.
- LSU Eunice partners with 18 hospitals in eight parishes to host on-site clinical training for students in healthcare workforce studies.
- Housed at University Hospital and Clinics in Lafayette, LSU Health Sciences Center New Orleans' Rural Scholars Track trains doctors to work in rural settings, potentially tuition free.
- For over 100 years, the H. Rouse Caffey Rice Research Station located in Rayne has supported the rice industry, now with an economic value of \$372.7 million to Louisiana.
- LSU AgCenter scientists at the Iberia Research Station are studying energy cane, a variety of sugarcane developed to produce fuel for the emerging biofuel market.



LSU Impact on Your District's Healthcare

1,745

PATIENTS TREATED
LSU HEALTH SCIENCES
CENTER NEW ORLEANS

121

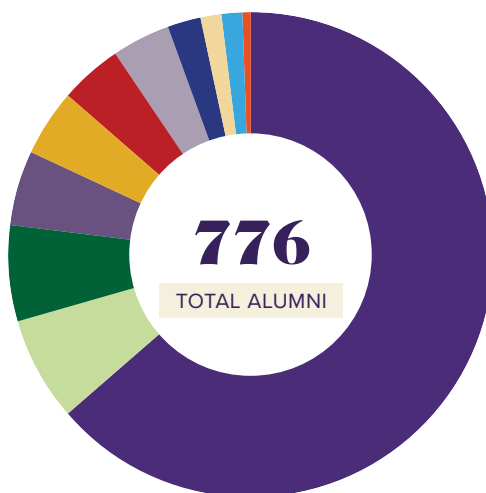
PATIENTS TREATED
LSU HEALTH SCIENCES
CENTER SHREVEPORT

29

TOTAL EMPLOYEES
FROM ALL CAMPUSES



Breakdown of LSU Alumni Working in Your District




776

TOTAL ALUMNI

50	Agriculture
53	Business
33	Engineering
17	Dentists
40	Doctors (MD)
11	Law
10	Nurses
32	Teachers
4	Vet Med
31	Other Health Professionals
495	Other

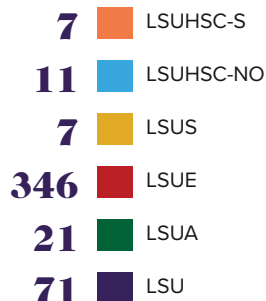


LSU Enrollment From Your District



463

TOTAL STUDENTS



LSU Economic Impact on Your District's Parishes



\$52,503,030

PARISHES THAT BENEFIT

ACADIA
EVANGELINE
ST. LANDRY



Recipients of TOPS and Need-Based Financial Aid

158

TOPS SCHOLARSHIP

256

PELL GRANT

37

GO GRANT



Notable LSU Achievements in Your Region

- LSU has \$70 million in active grants related to the coast, marshes, and aquaculture, all important aspects of Acadiana's way of life.
- LSU holds over \$30 million in grants aiding oil and gas discovery, extraction, processing, and storage and \$12 million related to biofuels produced in Louisiana.
- LSU holds more than \$8 million in research grants dedicated to protecting Louisiana's \$4.6 billion seafood industry.
- LSU Eunice serves nearly 700 high school students from 11 different parishes through its dual enrollment programs, allowing them to earn both LSU and high school credit at the same time.
- LSU Eunice partners with 18 hospitals in eight parishes to host on-site clinical training for students in healthcare workforce studies.
- Housed at University Hospital and Clinics in Lafayette, LSU Health Sciences Center New Orleans' Rural Scholars Track trains doctors to work in rural settings, potentially tuition free.
- For over 100 years, the H. Rouse Caffey Rice Research Station located in Rayne has supported the rice industry, now with an economic value of \$372.7 million to Louisiana.
- LSU AgCenter scientists at the Iberia Research Station are studying energy cane, a variety of sugarcane developed to produce fuel for the emerging biofuel market.



LSU Impact on Your District's Healthcare

1,138

PATIENTS TREATED
LSU HEALTH SCIENCES
CENTER NEW ORLEANS

154

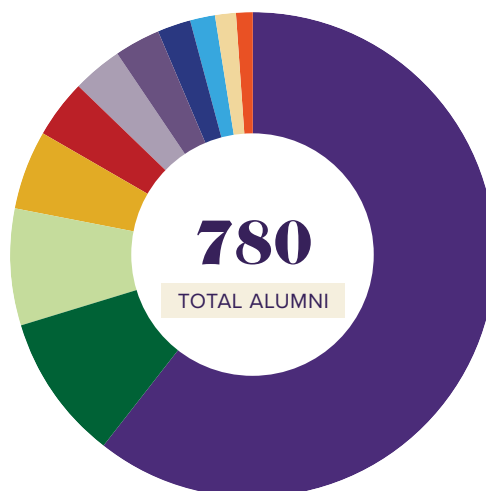
PATIENTS TREATED
LSU HEALTH SCIENCES
CENTER SHREVEPORT

120

TOTAL EMPLOYEES
FROM ALL CAMPUSES

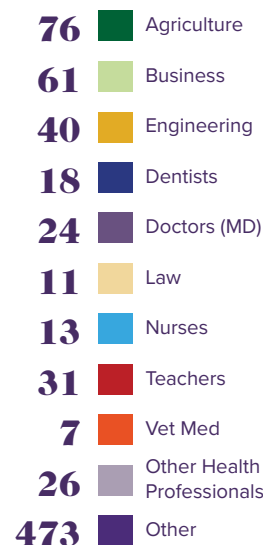


Breakdown of LSU Alumni Working in Your District



780


TOTAL ALUMNI



STATE HOUSE DISTRICT 42




LSU Enrollment From Your District



245

TOTAL STUDENTS



LSU Economic Impact on Your District's Parishes



\$94,153,178

PARISHES THAT BENEFIT

ACADIA
LAFAYETTE



Recipients of TOPS and Need-Based Financial Aid

91

TOPS SCHOLARSHIP

126

PELL GRANT

20

GO GRANT



Notable LSU Achievements in Your Region

- LSU has \$70 million in active grants related to the coast, marshes, and aquaculture, all important aspects of Acadiana's way of life.
- LSU holds over \$30 million in grants aiding oil and gas discovery, extraction, processing, and storage and \$12 million related to biofuels produced in Louisiana.
- LSU holds more than \$8 million in research grants dedicated to protecting Louisiana's \$4.6 billion seafood industry.
- LSU Eunice serves nearly 700 high school students from 11 different parishes through its dual enrollment programs, allowing them to earn both LSU and high school credit at the same time.
- LSU Eunice partners with 18 hospitals in eight parishes to host on-site clinical training for students in healthcare workforce studies.
- Housed at University Hospital and Clinics in Lafayette, LSU Health Sciences Center New Orleans' Rural Scholars Track trains doctors to work in rural settings, potentially tuition free.
- For over 100 years, the H. Rouse Caffey Rice Research Station located in Rayne has supported the rice industry, now with an economic value of \$372.7 million to Louisiana.
- LSU AgCenter scientists at the Iberia Research Station are studying energy cane, a variety of sugarcane developed to produce fuel for the emerging biofuel market.



LSU Impact on Your District's Healthcare

1,673

PATIENTS TREATED
LSU HEALTH SCIENCES
CENTER NEW ORLEANS

91

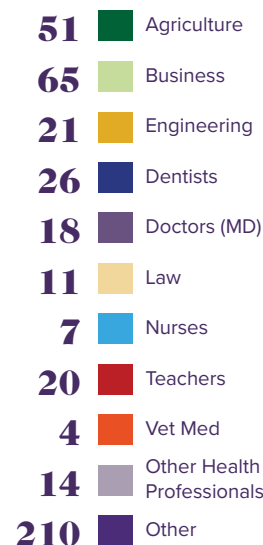
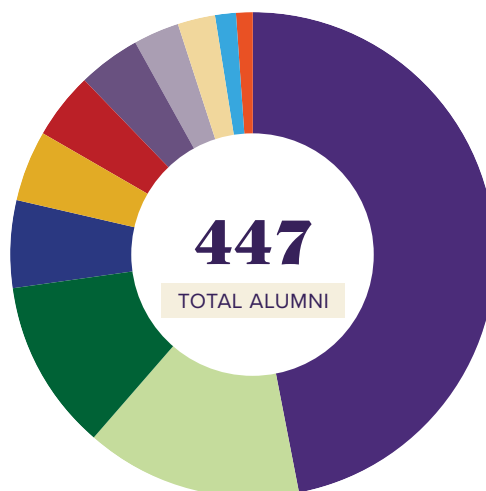
PATIENTS TREATED
LSU HEALTH SCIENCES
CENTER SHREVEPORT

39

TOTAL EMPLOYEES
FROM ALL CAMPUSES




Breakdown of LSU Alumni Working in Your District





LSU Enrollment From Your District



471

TOTAL STUDENTS

11	LSUHSC-S
40	LSUHSC-NO
24	LSUS
73	LSUE
10	LSUA
313	LSU



LSU Economic Impact on Your District's Parishes



\$77,244,488

PARISHES THAT BENEFIT

LAFAYETTE



Recipients of TOPS and Need-Based Financial Aid

221

TOPS SCHOLARSHIP

126

PELL GRANT

43

GO GRANT



Notable LSU Achievements in Your Region

- LSU has \$70 million in active grants related to the coast, marshes, and aquaculture, all important aspects of Acadiana's way of life.
- LSU holds over \$30 million in grants aiding oil and gas discovery, extraction, processing, and storage and \$12 million related to biofuels produced in Louisiana.
- LSU holds more than \$8 million in research grants dedicated to protecting Louisiana's \$4.6 billion seafood industry.
- LSU Eunice serves nearly 700 high school students from 11 different parishes through its dual enrollment programs, allowing them to earn both LSU and high school credit at the same time.
- LSU Eunice partners with 18 hospitals in eight parishes to host on-site clinical training for students in healthcare workforce studies.
- Housed at University Hospital and Clinics in Lafayette, LSU Health Sciences Center New Orleans' Rural Scholars Track trains doctors to work in rural settings, potentially tuition free.
- For over 100 years, the H. Rouse Caffey Rice Research Station located in Rayne has supported the rice industry, now with an economic value of \$372.7 million to Louisiana.
- LSU AgCenter scientists at the Iberia Research Station are studying energy cane, a variety of sugarcane developed to produce fuel for the emerging biofuel market.



LSU Impact on Your District's Healthcare

1,593

PATIENTS TREATED
LSU HEALTH SCIENCES
CENTER NEW ORLEANS

48

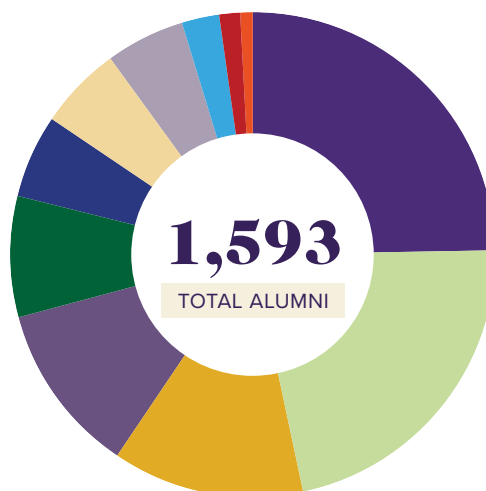
PATIENTS TREATED
LSU HEALTH SCIENCES
CENTER SHREVEPORT

58

TOTAL EMPLOYEES
FROM ALL CAMPUSES




Breakdown of LSU Alumni Working in Your District



128	Agriculture
350	Business
205	Engineering
90	Dentists
178	Doctors (MD)
88	Law
42	Nurses
22	Teachers
11	Vet Med
83	Other Health Professionals
396	Other



LSU Enrollment From Your District



136

TOTAL STUDENTS

1	LSUHSC-S
6	LSUHSC-NO
10	LSUS
47	LSUE
15	LSUA
57	LSU



LSU Economic Impact on Your District's Parishes



\$77,244,488

PARISHES THAT BENEFIT

LAFAYETTE



Recipients of TOPS and Need-Based Financial Aid

55

TOPS SCHOLARSHIP

55

PELL GRANT

13

GO GRANT



Notable LSU Achievements in Your Region

- LSU has \$70 million in active grants related to the coast, marshes, and aquaculture, all important aspects of Acadiana's way of life.
- LSU holds over \$30 million in grants aiding oil and gas discovery, extraction, processing, and storage and \$12 million related to biofuels produced in Louisiana.
- LSU holds more than \$8 million in research grants dedicated to protecting Louisiana's \$4.6 billion seafood industry.
- LSU Eunice serves nearly 700 high school students from 11 different parishes through its dual enrollment programs, allowing them to earn both LSU and high school credit at the same time.
- LSU Eunice partners with 18 hospitals in eight parishes to host on-site clinical training for students in healthcare workforce studies.
- Housed at University Hospital and Clinics in Lafayette, LSU Health Sciences Center New Orleans' Rural Scholars Track trains doctors to work in rural settings, potentially tuition free.
- For over 100 years, the H. Rouse Caffey Rice Research Station located in Rayne has supported the rice industry, now with an economic value of \$372.7 million to Louisiana.
- LSU AgCenter scientists at the Iberia Research Station are studying energy cane, a variety of sugarcane developed to produce fuel for the emerging biofuel market.



LSU Impact on Your District's Healthcare

4,413

PATIENTS TREATED
LSU HEALTH SCIENCES
CENTER NEW ORLEANS

77

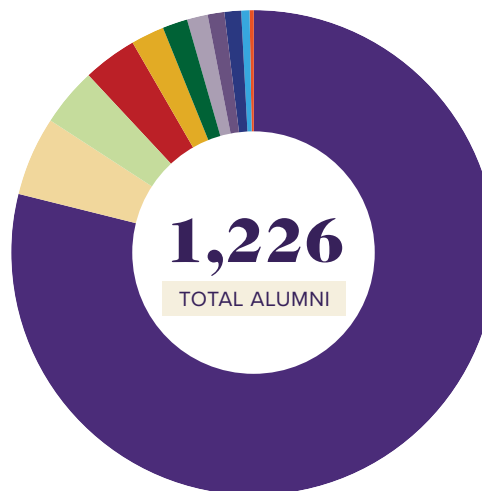
PATIENTS TREATED
LSU HEALTH SCIENCES
CENTER SHREVEPORT

12

TOTAL EMPLOYEES
FROM ALL CAMPUSES



Breakdown of LSU Alumni Working in Your District



1,226

TOTAL ALUMNI

21	Agriculture
49	Business
26	Engineering
12	Dentists
15	Doctors (MD)
65	Law
8	Nurses
44	Teachers
2	Vet Med
16	Other Health Professionals
968	Other



LSU Enrollment From Your District



240

TOTAL STUDENTS

9	LSUHSC-S
20	LSUHSC-NO
15	LSUS
40	LSUE
9	LSUA
147	LSU



LSU Economic Impact on Your District's Parishes



\$77,244,488

PARISHES THAT BENEFIT

LAFAYETTE



Recipients of TOPS and Need-Based Financial Aid

107

TOPS SCHOLARSHIP

67

PELL GRANT

22

GO GRANT



Notable LSU Achievements in Your Region

- LSU has \$70 million in active grants related to the coast, marshes, and aquaculture, all important aspects of Acadiana's way of life.
- LSU holds over \$30 million in grants aiding oil and gas discovery, extraction, processing, and storage and \$12 million related to biofuels produced in Louisiana.
- LSU holds more than \$8 million in research grants dedicated to protecting Louisiana's \$4.6 billion seafood industry.
- LSU Eunice serves nearly 700 high school students from 11 different parishes through its dual enrollment programs, allowing them to earn both LSU and high school credit at the same time.
- LSU Eunice partners with 18 hospitals in eight parishes to host on-site clinical training for students in healthcare workforce studies.
- Housed at University Hospital and Clinics in Lafayette, LSU Health Sciences Center New Orleans' Rural Scholars Track trains doctors to work in rural settings, potentially tuition free.
- For over 100 years, the H. Rouse Caffey Rice Research Station located in Rayne has supported the rice industry, now with an economic value of \$372.7 million to Louisiana.
- LSU AgCenter scientists at the Iberia Research Station are studying energy cane, a variety of sugarcane developed to produce fuel for the emerging biofuel market.



LSU Impact on Your District's Healthcare

2,335

PATIENTS TREATED
LSU HEALTH SCIENCES
CENTER NEW ORLEANS

49

PATIENTS TREATED
LSU HEALTH SCIENCES
CENTER SHREVEPORT

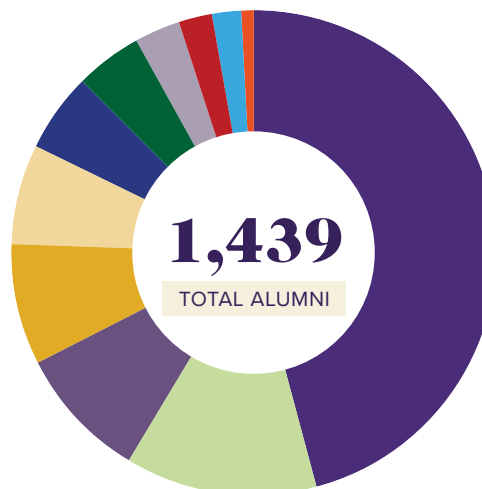
LSU Employment in Your District

52

TOTAL EMPLOYEES
FROM ALL CAMPUSES



Breakdown of LSU Alumni Working in Your District




1,439

TOTAL ALUMNI

65	Agriculture
184	Business
113	Engineering
77	Dentists
128	Doctors (MD)
96	Law
28	Nurses
35	Teachers
8	Vet Med
42	Other Health Professionals
663	Other



LSU Enrollment From Your District



201

TOTAL STUDENTS

3	LSUHSC-S
12	LSUHSC-NO
6	LSUS
92	LSUE
18	LSUA
70	LSU



LSU Economic Impact on Your District's Parishes



\$48,945,293

PARISHES THAT BENEFIT

IBERIA
ST. LANDRY
ST. MARTIN



Recipients of TOPS and Need-Based Financial Aid

78

TOPS SCHOLARSHIP

88

PELL GRANT

18

GO GRANT



Notable LSU Achievements in Your Region

- LSU has \$70 million in active grants related to the coast, marshes, and aquaculture, all important aspects of Acadiana's way of life.
- LSU holds over \$30 million in grants aiding oil and gas discovery, extraction, processing, and storage and \$12 million related to biofuels produced in Louisiana.
- LSU holds more than \$8 million in research grants dedicated to protecting Louisiana's \$4.6 billion seafood industry.
- LSU Eunice serves nearly 700 high school students from 11 different parishes through its dual enrollment programs, allowing them to earn both LSU and high school credit at the same time.
- LSU Eunice partners with 18 hospitals in eight parishes to host on-site clinical training for students in healthcare workforce studies.
- Housed at University Hospital and Clinics in Lafayette, LSU Health Sciences Center New Orleans' Rural Scholars Track trains doctors to work in rural settings, potentially tuition free.
- For over 100 years, the H. Rouse Caffey Rice Research Station located in Rayne has supported the rice industry, now with an economic value of \$372.7 million to Louisiana.
- LSU AgCenter scientists at the Iberia Research Station are studying energy cane, a variety of sugarcane developed to produce fuel for the emerging biofuel market.



LSU Impact on Your District's Healthcare

2,184

PATIENTS TREATED
LSU HEALTH SCIENCES
CENTER NEW ORLEANS

98

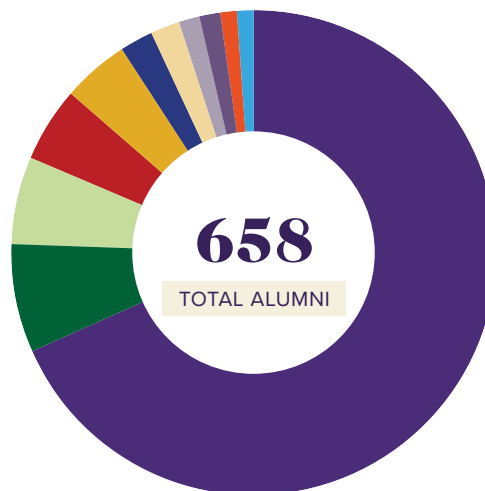
PATIENTS TREATED
LSU HEALTH SCIENCES
CENTER SHREVEPORT

22

TOTAL EMPLOYEES
FROM ALL CAMPUSES



Breakdown of LSU Alumni Working in Your District




658

TOTAL ALUMNI

47	Agriculture
39	Business
30	Engineering
14	Dentists
9	Doctors (MD)
13	Law
7	Nurses
32	Teachers
7	Vet Med
9	Other Health Professionals
451	Other



LSU Enrollment From Your District



164

TOTAL STUDENTS

4	LSUHSC-S
9	LSUHSC-NO
5	LSUS
74	LSUE
4	LSUA
68	LSU



LSU Economic Impact on Your District's Parishes



\$25,405,432

PARISHES THAT BENEFIT

CALCASIEU
CAMERON
VERMILION



Recipients of TOPS and Need-Based Financial Aid

67

TOPS SCHOLARSHIP

67

PELL GRANT

14

GO GRANT



Notable LSU Achievements in Your Region

- LSU has \$70 million in active grants related to the coast, marshes, and aquaculture, all important aspects of Acadiana's way of life.
- LSU holds over \$30 million in grants aiding oil and gas discovery, extraction, processing, and storage and \$12 million related to biofuels produced in Louisiana.
- LSU holds more than \$8 million in research grants dedicated to protecting Louisiana's \$4.6 billion seafood industry.
- LSU Eunice serves nearly 700 high school students from 11 different parishes through its dual enrollment programs, allowing them to earn both LSU and high school credit at the same time.
- LSU Eunice partners with 18 hospitals in eight parishes to host on-site clinical training for students in healthcare workforce studies.
- Housed at University Hospital and Clinics in Lafayette, LSU Health Sciences Center New Orleans' Rural Scholars Track trains doctors to work in rural settings, potentially tuition free.
- For over 100 years, the H. Rouse Caffey Rice Research Station located in Rayne has supported the rice industry, now with an economic value of \$372.7 million to Louisiana.
- LSU AgCenter scientists at the Iberia Research Station are studying energy cane, a variety of sugarcane developed to produce fuel for the emerging biofuel market.



LSU Impact on Your District's Healthcare

1,180

PATIENTS TREATED
LSU HEALTH SCIENCES
CENTER NEW ORLEANS

109

PATIENTS TREATED
LSU HEALTH SCIENCES
CENTER SHREVEPORT

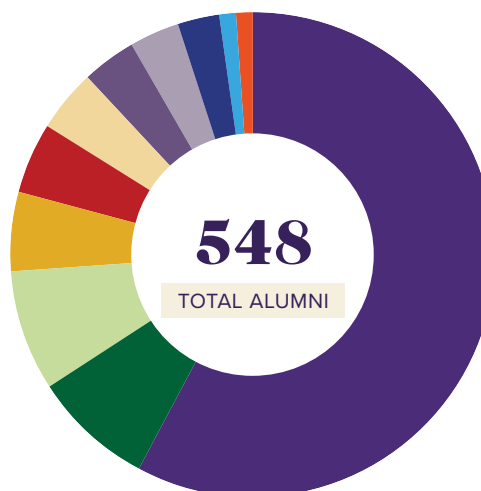
LSU Employment in Your District

21

TOTAL EMPLOYEES
FROM ALL CAMPUSES



Breakdown of LSU Alumni Working in Your District




548

TOTAL ALUMNI

44	Agriculture
43	Business
29	Engineering
14	Dentists
20	Doctors (MD)
23	Law
6	Nurses
26	Teachers
6	Vet Med
19	Other Health Professionals
318	Other



LSU Enrollment From Your District



271

TOTAL STUDENTS

4	LSUHSC-S
21	LSUHSC-NO
28	LSUS
61	LSUE
7	LSUA
150	LSU



LSU Economic Impact on Your District's Parishes



\$95,886,246

PARISHES THAT BENEFIT

IBERIA
LAFAYETTE
ST. MARTIN



Recipients of TOPS and Need-Based Financial Aid

117

TOPS SCHOLARSHIP

83

PELL GRANT

25

GO GRANT



Notable LSU Achievements in Your Region

- LSU has \$70 million in active grants related to the coast, marshes, and aquaculture, all important aspects of Acadiana's way of life.
- LSU holds over \$30 million in grants aiding oil and gas discovery, extraction, processing, and storage and \$12 million related to biofuels produced in Louisiana.
- LSU holds more than \$8 million in research grants dedicated to protecting Louisiana's \$4.6 billion seafood industry.
- LSU Eunice serves nearly 700 high school students from 11 different parishes through its dual enrollment programs, allowing them to earn both LSU and high school credit at the same time.
- LSU Eunice partners with 18 hospitals in eight parishes to host on-site clinical training for students in healthcare workforce studies.
- Housed at University Hospital and Clinics in Lafayette, LSU Health Sciences Center New Orleans' Rural Scholars Track trains doctors to work in rural settings, potentially tuition free.
- For over 100 years, the H. Rouse Caffey Rice Research Station located in Rayne has supported the rice industry, now with an economic value of \$372.7 million to Louisiana.
- LSU AgCenter scientists at the Iberia Research Station are studying energy cane, a variety of sugarcane developed to produce fuel for the emerging biofuel market.



LSU Impact on Your District's Healthcare

1,358

PATIENTS TREATED
LSU HEALTH SCIENCES
CENTER NEW ORLEANS

54

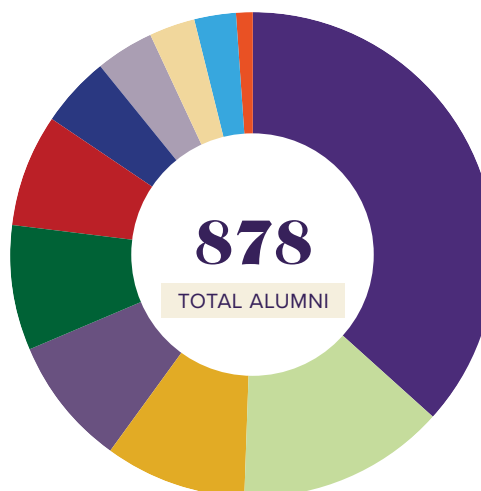
PATIENTS TREATED
LSU HEALTH SCIENCES
CENTER SHREVEPORT

19

TOTAL EMPLOYEES
FROM ALL CAMPUSES



Breakdown of LSU Alumni Working in Your District



74	Agriculture
124	Business
81	Engineering
40	Dentists
76	Doctors (MD)
28	Law
23	Nurses
66	Teachers
9	Vet Med
35	Other Health Professionals
322	Other



LSU Enrollment From Your District



143

TOTAL STUDENTS

3	LSUHSC-S
6	LSUHSC-NO
3	LSUS
50	LSUE
7	LSUA
74	LSU



LSU Economic Impact on Your District's Parishes



\$18,733,225

PARISHES THAT BENEFIT

IBERIA
VERMILION



Recipients of TOPS and Need-Based Financial Aid

63

TOPS SCHOLARSHIP

53

PELL GRANT

13

GO GRANT



Notable LSU Achievements in Your Region

- LSU has \$70 million in active grants related to the coast, marshes, and aquaculture, all important aspects of Acadiana's way of life.
- LSU holds over \$30 million in grants aiding oil and gas discovery, extraction, processing, and storage and \$12 million related to biofuels produced in Louisiana.
- LSU holds more than \$8 million in research grants dedicated to protecting Louisiana's \$4.6 billion seafood industry.
- LSU Eunice serves nearly 700 high school students from 11 different parishes through its dual enrollment programs, allowing them to earn both LSU and high school credit at the same time.
- LSU Eunice partners with 18 hospitals in eight parishes to host on-site clinical training for students in healthcare workforce studies.
- Housed at University Hospital and Clinics in Lafayette, LSU Health Sciences Center New Orleans' Rural Scholars Track trains doctors to work in rural settings, potentially tuition free.
- For over 100 years, the H. Rouse Caffey Rice Research Station located in Rayne has supported the rice industry, now with an economic value of \$372.7 million to Louisiana.
- LSU AgCenter scientists at the Iberia Research Station are studying energy cane, a variety of sugarcane developed to produce fuel for the emerging biofuel market.



LSU Impact on Your District's Healthcare

1,260

PATIENTS TREATED
LSU HEALTH SCIENCES
CENTER NEW ORLEANS

57

PATIENTS TREATED
LSU HEALTH SCIENCES
CENTER SHREVEPORT

16

TOTAL EMPLOYEES
FROM ALL CAMPUSES




Breakdown of LSU Alumni Working in Your District



39	Agriculture
17	Business
27	Engineering
17	Dentists
10	Doctors (MD)
4	Law
9	Nurses
22	Teachers
5	Vet Med
20	Other Health Professionals
597	Other



LSU Enrollment From Your District



128

TOTAL STUDENTS

2	LSUHSC-S
9	LSUHSC-NO
4	LSUS
11	LSUE
5	LSUA
97	LSU



LSU Economic Impact on Your District's Parishes



\$6,627,025

PARISHES THAT BENEFIT

ST. MARTIN
ST. MARY



Recipients of TOPS and Need-Based Financial Aid

64

TOPS SCHOLARSHIP

32

PELL GRANT

12

GO GRANT



Notable LSU Achievements in Your Region

- LSU holds more than \$65 million in research grants dedicated to protecting Louisiana's coast.
- LSU AgCenter has led seafood safety training for 3,000 processors, packers, wholesalers, and harvesters for two decades and launched a mobile training lab through its Louisiana Sea Grant Initiative to educate commercial fishermen about cutting-edge industry practices.
- LSU holds more than \$8 million in research grants dedicated to protecting Louisiana's \$4.6 billion seafood industry.
- LSU holds more than \$8 million in aquaculture-related research grants intended for research on catfish, oysters, alligators, and more with the goal of making Louisiana's aquaculture industry more competitive in the global market.
- LSU holds over \$30 million in grants aiding oil and gas discovery, extraction, processing, and storage and \$12 million related to biofuels produced in Louisiana.
- LSU AgCenter is teaming with the Department of Wildlife & Fisheries to prevent aquatic weeds from overtaking waterways in Southwest Louisiana and the entire state.
- LSU AgCenter partners with the Sugar Cane League and USDA on numerous projects, including plant development, harvesting techniques, and soil fertility, to support the \$998.3 million industry.



LSU Impact on Your District's Healthcare

1,459

PATIENTS TREATED
LSU HEALTH SCIENCES
CENTER NEW ORLEANS

32

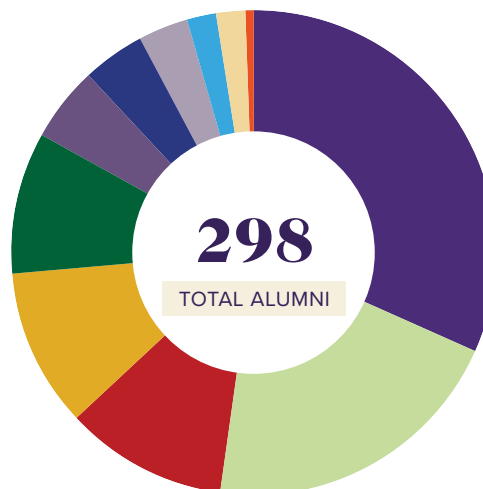
PATIENTS TREATED
LSU HEALTH SCIENCES
CENTER SHREVEPORT

5

TOTAL EMPLOYEES
FROM ALL CAMPUSES



Breakdown of LSU Alumni Working in Your District




298

TOTAL ALUMNI

28	Agriculture
61	Business
32	Engineering
12	Dentists
15	Doctors (MD)
6	Law
6	Nurses
32	Teachers
1	Vet Med
10	Other Health Professionals
95	Other




LSU Enrollment From Your District



113

TOTAL STUDENTS



LSU Economic Impact on Your District's Parishes



\$18,339,652

PARISHES THAT BENEFIT

ASSUMPTION
LAFOURCHE
ST. MARY
TERREBONNE



Recipients of TOPS and Need-Based Financial Aid

56

TOPS SCHOLARSHIP

26

PELL GRANT

10

GO GRANT



Notable LSU Achievements in Your Region

- LSU holds more than \$65 million in research grants dedicated to protecting Louisiana's coast.
- LSU AgCenter has led seafood safety training for 3,000 processors, packers, wholesalers, and harvesters for two decades and launched a mobile training lab through its Louisiana Sea Grant Initiative to educate commercial fishermen about cutting-edge industry practices.
- LSU holds more than \$8 million in research grants dedicated to protecting Louisiana's \$4.6 billion seafood industry.
- LSU holds more than \$8 million in aquaculture-related research grants intended for research on catfish, oysters, alligators, and more with the goal of making Louisiana's aquaculture industry more competitive in the global market.
- LSU holds over \$30 million in grants aiding oil and gas discovery, extraction, processing, and storage and \$12 million related to biofuels produced in Louisiana.
- LSU AgCenter is teaming with the Department of Wildlife & Fisheries to prevent aquatic weeds from overtaking waterways in Southwest Louisiana and the entire state.
- LSU AgCenter partners with the Sugar Cane League and USDA on numerous projects, including plant development, harvesting techniques, and soil fertility, to support the \$998.3 million industry.



LSU Impact on Your District's Healthcare

1,724

PATIENTS TREATED
LSU HEALTH SCIENCES
CENTER NEW ORLEANS

18

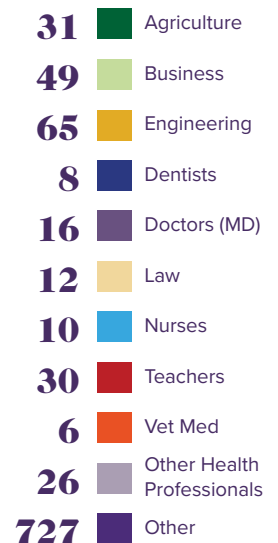
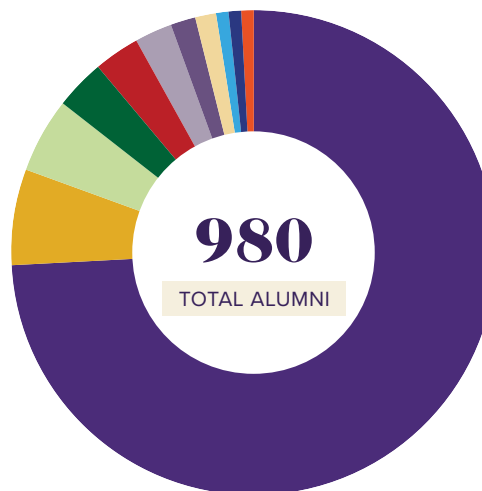
PATIENTS TREATED
LSU HEALTH SCIENCES
CENTER SHREVEPORT

7

TOTAL EMPLOYEES
FROM ALL CAMPUSES




Breakdown of LSU Alumni Working in Your District






LSU Enrollment From Your District



236

TOTAL STUDENTS



LSU Economic Impact on Your District's Parishes



\$14,072,816

PARISHES THAT BENEFIT

LAFOURCHE
TERREBONNE



Recipients of TOPS and Need-Based Financial Aid

122

TOPS SCHOLARSHIP

45

PELL GRANT

21

GO GRANT



Notable LSU Achievements in Your Region

- LSU holds more than \$65 million in research grants dedicated to protecting Louisiana's coast.
- LSU AgCenter has led seafood safety training for 3,000 processors, packers, wholesalers, and harvesters for two decades and launched a mobile training lab through its Louisiana Sea Grant Initiative to educate commercial fishermen about cutting-edge industry practices.
- LSU holds more than \$8 million in research grants dedicated to protecting Louisiana's \$4.6 billion seafood industry.
- LSU holds more than \$8 million in aquaculture-related research grants intended for research on catfish, oysters, alligators, and more with the goal of making Louisiana's aquaculture industry more competitive in the global market.
- LSU holds over \$30 million in grants aiding oil and gas discovery, extraction, processing, and storage and \$12 million related to biofuels produced in Louisiana.
- LSU AgCenter is teaming with the Department of Wildlife & Fisheries to prevent aquatic weeds from overtaking waterways in Southwest Louisiana and the entire state.
- LSU AgCenter partners with the Sugar Cane League and USDA on numerous projects, including plant development, harvesting techniques, and soil fertility, to support the \$998.3 million industry.



LSU Impact on Your District's Healthcare

1,430

PATIENTS TREATED
LSU HEALTH SCIENCES
CENTER NEW ORLEANS

17

PATIENTS TREATED
LSU HEALTH SCIENCES
CENTER SHREVEPORT

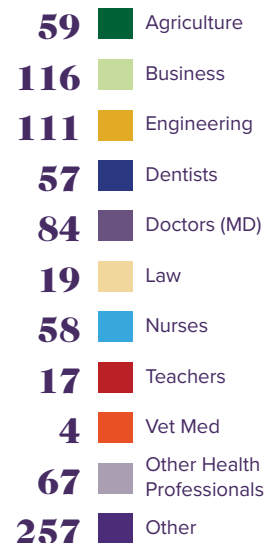
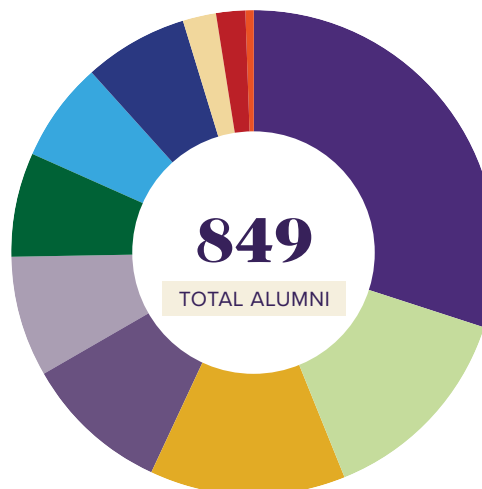
LSU Employment in Your District

16

TOTAL EMPLOYEES
FROM ALL CAMPUSES




Breakdown of LSU Alumni Working in Your District



STATE HOUSE DISTRICT 53



LSU Enrollment From Your District



79

TOTAL STUDENTS

1	LSUHSC-S
13	LSUHSC-NO
7	LSUS
2	LSUE
2	LSUA
54	LSU



LSU Economic Impact on Your District's Parishes



\$14,072,816

PARISHES THAT BENEFIT

LAFOURCHE
TERREBONNE



Recipients of TOPS and Need-Based Financial Aid

36

TOPS SCHOLARSHIP

16

PELL GRANT

7

GO GRANT



Notable LSU Achievements in Your Region

- LSU holds more than \$65 million in research grants dedicated to protecting Louisiana's coast.
- LSU AgCenter has led seafood safety training for 3,000 processors, packers, wholesalers, and harvesters for two decades and launched a mobile training lab through its Louisiana Sea Grant Initiative to educate commercial fishermen about cutting-edge industry practices.
- LSU holds more than \$8 million in research grants dedicated to protecting Louisiana's \$4.6 billion seafood industry.
- LSU holds more than \$8 million in aquaculture-related research grants intended for research on catfish, oysters, alligators, and more with the goal of making Louisiana's aquaculture industry more competitive in the global market.
- LSU holds over \$30 million in grants aiding oil and gas discovery, extraction, processing, and storage and \$12 million related to biofuels produced in Louisiana.
- LSU AgCenter is teaming with the Department of Wildlife & Fisheries to prevent aquatic weeds from overtaking waterways in Southwest Louisiana and the entire state.
- LSU AgCenter partners with the Sugar Cane League and USDA on numerous projects, including plant development, harvesting techniques, and soil fertility, to support the \$998.3 million industry.



LSU Impact on Your District's Healthcare

1,628

PATIENTS TREATED
LSU HEALTH SCIENCES
CENTER NEW ORLEANS

15

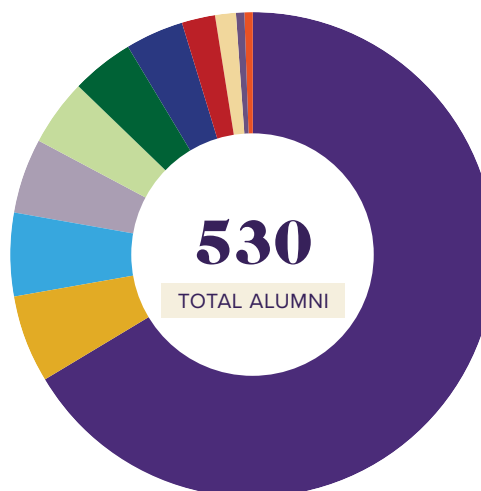
PATIENTS TREATED
LSU HEALTH SCIENCES
CENTER SHREVEPORT

11

TOTAL EMPLOYEES
FROM ALL CAMPUSES



Breakdown of LSU Alumni Working in Your District



22	Agriculture
23	Business
32	Engineering
21	Dentists
3	Doctors (MD)
8	Law
29	Nurses
11	Teachers
2	Vet Med
27	Other Health Professionals
352	Other

STATE HOUSE DISTRICT 54




LSU Enrollment From Your District



61

TOTAL STUDENTS



LSU Economic Impact on Your District's Parishes



\$405,275,168

PARISHES THAT BENEFIT

JEFFERSON
LAFOURCHE



Recipients of TOPS and Need-Based Financial Aid

30

TOPS SCHOLARSHIP

12

PELL GRANT

5

GO GRANT



Notable LSU Achievements in Your Region

- LSU holds more than \$65 million in research grants dedicated to protecting Louisiana's coast.
- LSU AgCenter has led seafood safety training for 3,000 processors, packers, wholesalers, and harvesters for two decades and launched a mobile training lab through its Louisiana Sea Grant Initiative to educate commercial fishermen about cutting-edge industry practices.
- LSU holds more than \$8 million in research grants dedicated to protecting Louisiana's \$4.6 billion seafood industry.
- LSU holds more than \$8 million in aquaculture-related research grants intended for research on catfish, oysters, alligators, and more with the goal of making Louisiana's aquaculture industry more competitive in the global market.
- LSU holds over \$30 million in grants aiding oil and gas discovery, extraction, processing, and storage and \$12 million related to biofuels produced in Louisiana.
- LSU AgCenter is teaming with the Department of Wildlife & Fisheries to prevent aquatic weeds from overtaking waterways in Southwest Louisiana and the entire state.
- LSU AgCenter partners with the Sugar Cane League and USDA on numerous projects, including plant development, harvesting techniques, and soil fertility, to support the \$998.3 million industry.



LSU Impact on Your District's Healthcare

1,833

PATIENTS TREATED
LSU HEALTH SCIENCES
CENTER NEW ORLEANS

9

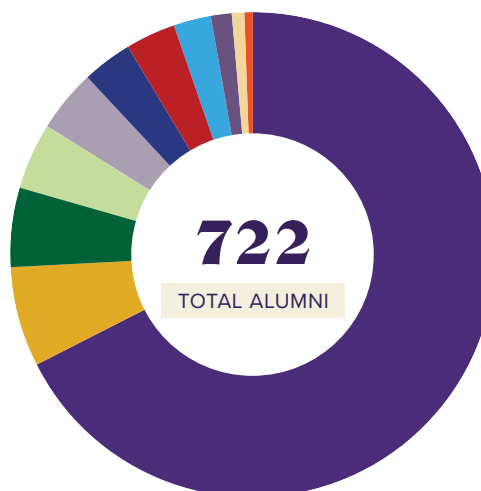
PATIENTS TREATED
LSU HEALTH SCIENCES
CENTER SHREVEPORT

10

TOTAL EMPLOYEES
FROM ALL CAMPUSES

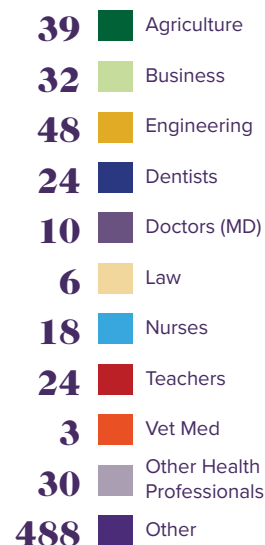


Breakdown of LSU Alumni Working in Your District




722

TOTAL ALUMNI





LSU Enrollment From Your District



188

TOTAL STUDENTS

11	LSUHSC-S
34	LSUHSC-NO
10	LSUS
1	LSUE
2	LSUA
130	LSU



LSU Economic Impact on Your District's Parishes



\$6,485,394

PARISHES THAT BENEFIT

LAFOURCHE



Recipients of TOPS and Need-Based Financial Aid

85

TOPS SCHOLARSHIP

32

PELL GRANT

16

GO GRANT



Notable LSU Achievements in Your Region

- LSU holds more than \$65 million in research grants dedicated to protecting Louisiana's coast.
- LSU AgCenter has led seafood safety training for 3,000 processors, packers, wholesalers, and harvesters for two decades and launched a mobile training lab through its Louisiana Sea Grant Initiative to educate commercial fishermen about cutting-edge industry practices.
- LSU holds more than \$8 million in research grants dedicated to protecting Louisiana's \$4.6 billion seafood industry.
- LSU holds more than \$8 million in aquaculture-related research grants intended for research on catfish, oysters, alligators, and more with the goal of making Louisiana's aquaculture industry more competitive in the global market.
- LSU holds over \$30 million in grants aiding oil and gas discovery, extraction, processing, and storage and \$12 million related to biofuels produced in Louisiana.
- LSU AgCenter is teaming with the Department of Wildlife & Fisheries to prevent aquatic weeds from overtaking waterways in Southwest Louisiana and the entire state.
- LSU AgCenter partners with the Sugar Cane League and USDA on numerous projects, including plant development, harvesting techniques, and soil fertility, to support the \$998.3 million industry.



LSU Impact on Your District's Healthcare

1,346

PATIENTS TREATED
LSU HEALTH SCIENCES
CENTER NEW ORLEANS

9

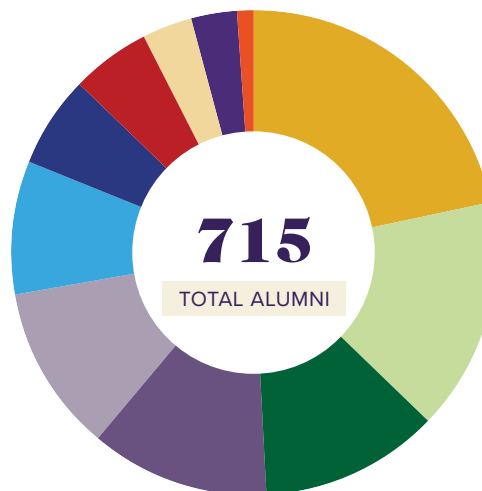
PATIENTS TREATED
LSU HEALTH SCIENCES
CENTER SHREVEPORT

16

TOTAL EMPLOYEES
FROM ALL CAMPUSES




Breakdown of LSU Alumni Working in Your District



85	Agriculture
112	Business
155	Engineering
45	Dentists
85	Doctors (MD)
24	Law
63	Nurses
37	Teachers
7	Vet Med
80	Other Health Professionals
22	Other

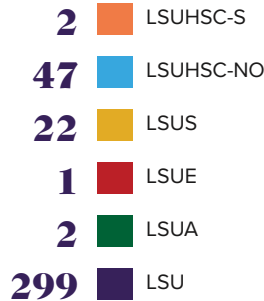


LSU Enrollment From Your District



373

TOTAL STUDENTS



LSU Economic Impact on Your District's Parishes



\$32,155,524

PARISHES THAT BENEFIT

ST. CHARLES
ST. JOHN



Recipients of TOPS and Need-Based Financial Aid

188

TOPS SCHOLARSHIP

71

PELL GRANT

35

GO GRANT



Notable LSU Achievements in Your Region

- LSU holds more than \$65 million in research grants dedicated to protecting Louisiana's coast.
- LSU AgCenter has led seafood safety training for 3,000 processors, packers, wholesalers, and harvesters for two decades and launched a mobile training lab through its Louisiana Sea Grant Initiative to educate commercial fishermen about cutting-edge industry practices.
- LSU holds more than \$8 million in research grants dedicated to protecting Louisiana's \$4.6 billion seafood industry.
- LSU holds more than \$8 million in aquaculture-related research grants intended for research on catfish, oysters, alligators, and more with the goal of making Louisiana's aquaculture industry more competitive in the global market.
- LSU holds over \$30 million in grants aiding oil and gas discovery, extraction, processing, and storage and \$12 million related to biofuels produced in Louisiana.
- LSU AgCenter is teaming with the Department of Wildlife & Fisheries to prevent aquatic weeds from overtaking waterways in Southwest Louisiana and the entire state.
- LSU AgCenter partners with the Sugar Cane League and USDA on numerous projects, including plant development, harvesting techniques, and soil fertility, to support the \$998.3 million industry.



LSU Impact on Your District's Healthcare

4,943

PATIENTS TREATED
LSU HEALTH SCIENCES
CENTER NEW ORLEANS

3

PATIENTS TREATED
LSU HEALTH SCIENCES
CENTER SHREVEPORT

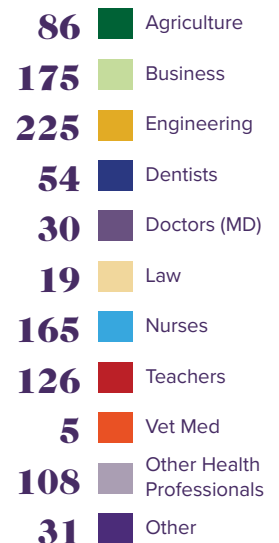
LSU Employment in Your District

52

TOTAL EMPLOYEES
FROM ALL CAMPUSES




Breakdown of LSU Alumni Working in Your District






LSU Enrollment From Your District



203

TOTAL STUDENTS



LSU Economic Impact on Your District's Parishes



\$32,155,524

PARISHES THAT BENEFIT

ST. CHARLES
ST. JOHN



Recipients of TOPS and Need-Based Financial Aid

104

TOPS SCHOLARSHIP

40

PELL GRANT

19

GO GRANT



Notable LSU Achievements in Your Region

- LSU holds more than \$65 million in research grants dedicated to protecting Louisiana's coast.
- LSU AgCenter has led seafood safety training for 3,000 processors, packers, wholesalers, and harvesters for two decades and launched a mobile training lab through its Louisiana Sea Grant Initiative to educate commercial fishermen about cutting-edge industry practices.
- LSU holds more than \$8 million in research grants dedicated to protecting Louisiana's \$4.6 billion seafood industry.
- LSU holds more than \$8 million in aquaculture-related research grants intended for research on catfish, oysters, alligators, and more with the goal of making Louisiana's aquaculture industry more competitive in the global market.
- LSU holds over \$30 million in grants aiding oil and gas discovery, extraction, processing, and storage and \$12 million related to biofuels produced in Louisiana.
- LSU AgCenter is teaming with the Department of Wildlife & Fisheries to prevent aquatic weeds from overtaking waterways in Southwest Louisiana and the entire state.
- LSU AgCenter partners with the Sugar Cane League and USDA on numerous projects, including plant development, harvesting techniques, and soil fertility, to support the \$998.3 million industry.



LSU Impact on Your District's Healthcare

5,311

PATIENTS TREATED
LSU HEALTH SCIENCES
CENTER NEW ORLEANS

4

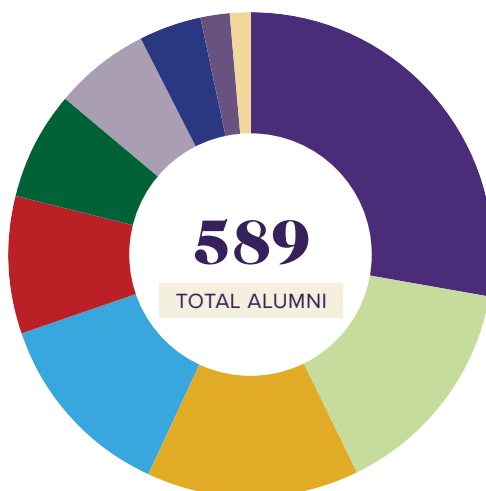
PATIENTS TREATED
LSU HEALTH SCIENCES
CENTER SHREVEPORT

37

TOTAL EMPLOYEES
FROM ALL CAMPUSES

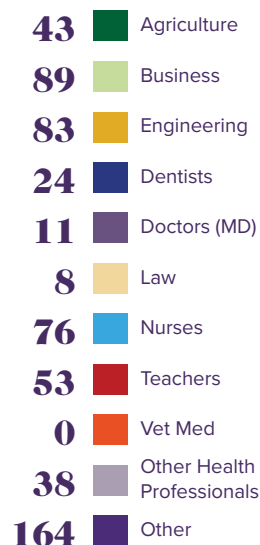


Breakdown of LSU Alumni Working in Your District




589

TOTAL ALUMNI






LSU Enrollment From Your District



177

TOTAL STUDENTS



LSU Economic Impact on Your District's Parishes



\$174,157,486

PARISHES THAT BENEFIT

ASCENSION
IBERVILLE
ST. JAMES



Recipients of TOPS and Need-Based Financial Aid

96

TOPS SCHOLARSHIP

37

PELL GRANT

17

GO GRANT



Notable LSU Achievements in Your Region

- LSU holds more than \$65 million in research grants dedicated to protecting Louisiana's coast.
- LSU AgCenter has led seafood safety training for 3,000 processors, packers, wholesalers, and harvesters for two decades and launched a mobile training lab through its Louisiana Sea Grant Initiative to educate commercial fishermen about cutting-edge industry practices.
- LSU holds more than \$8 million in research grants dedicated to protecting Louisiana's \$4.6 billion seafood industry.
- LSU holds more than \$8 million in aquaculture-related research grants intended for research on catfish, oysters, alligators, and more with the goal of making Louisiana's aquaculture industry more competitive in the global market.
- LSU holds over \$30 million in grants aiding oil and gas discovery, extraction, processing, and storage and \$12 million related to biofuels produced in Louisiana.
- LSU AgCenter is teaming with the Department of Wildlife & Fisheries to prevent aquatic weeds from overtaking waterways in Southwest Louisiana and the entire state.
- LSU AgCenter partners with the Sugar Cane League and USDA on numerous projects, including plant development, harvesting techniques, and soil fertility, to support the \$998.3 million industry.



LSU Impact on Your District's Healthcare

1,689

PATIENTS TREATED
LSU HEALTH SCIENCES
CENTER NEW ORLEANS

6

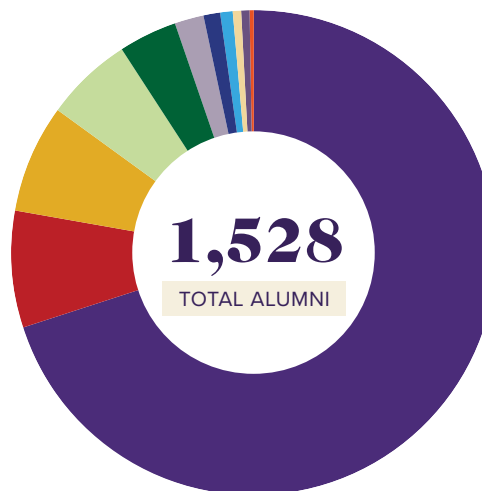
PATIENTS TREATED
LSU HEALTH SCIENCES
CENTER SHREVEPORT

40

TOTAL EMPLOYEES
FROM ALL CAMPUSES

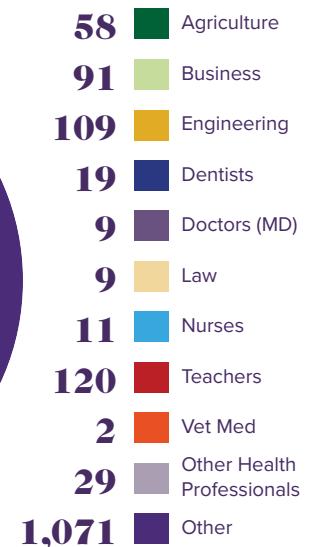


Breakdown of LSU Alumni Working in Your District




1,528

TOTAL ALUMNI



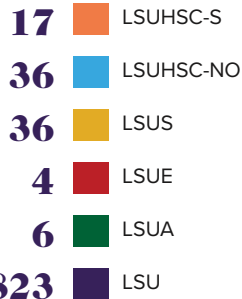


LSU Enrollment From Your District



922

TOTAL STUDENTS



Notable LSU Achievements in Your Region

- LSU has a combined research portfolio of \$488 million across its flagship campus, the LSU AgCenter, and Pennington Biomedical Research Center.
- LSU is in the elite one percent of U.S. universities having land-, sea-, and space-grant status.
- LSU is home to the nation's largest working model of the lower Mississippi River, where faculty study how river mud moves to speed up land growth and slow down erosion.
- LSU's flagship campus enrolls more than 1,400 high school students across the state in dual enrollment courses, allowing them to earn both LSU and high school credit at the same time.
- LSUHSC-NO employs over 180 physician faculty who are instrumental in treating the area's underserved community at Our Lady of the Lake and Woman's Hospital.
- Pennington Biomedical Research Center hosts educational health and wellness events such as the Irene W. Pennington Wellness Day for Women and the Parkinson's Conference.
- LSU AgCenter partners with the Sugar Cane League and USDA on numerous projects, including plant development, harvesting techniques, and soil fertility, to support the \$998.3 million industry.
- AgMagic at LSU AgCenter, held annually for the last 15 years at the Parker Coliseum on the flagship campus, brings school groups and the public together to experience agriculture, learning about where food and fiber comes from. This event reaches 10,000 to 12,000 individuals a year.



LSU Economic Impact on Your District's Parishes



\$121,970,344

PARISHES THAT BENEFIT

ASCENSION



Recipients of TOPS and Need-Based Financial Aid

500

TOPS SCHOLARSHIP

189

PELL GRANT

88

GO GRANT



LSU Impact on Your District's Healthcare

1,349

PATIENTS TREATED
LSU HEALTH SCIENCES
CENTER NEW ORLEANS

8

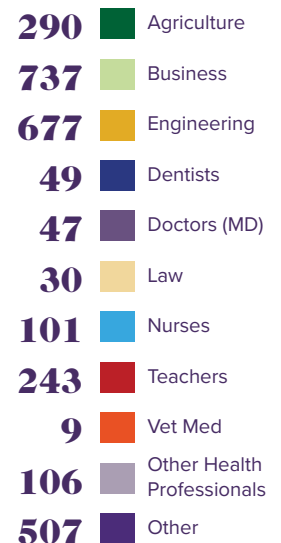
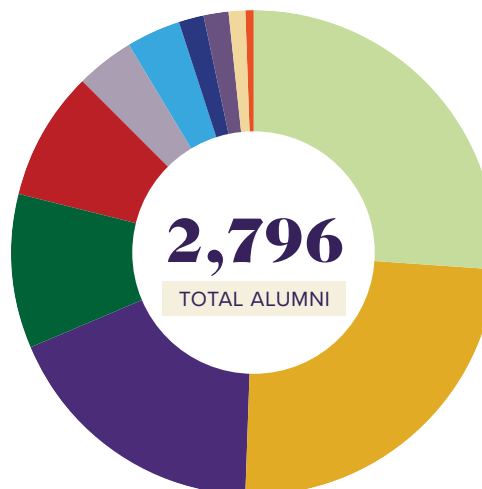
PATIENTS TREATED
LSU HEALTH SCIENCES
CENTER SHREVEPORT

278

TOTAL EMPLOYEES
FROM ALL CAMPUSES




Breakdown of LSU Alumni Working in Your District



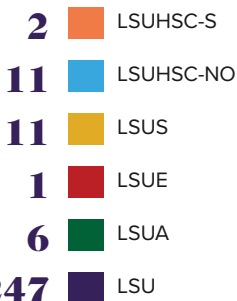


LSU Enrollment From Your District



278

TOTAL STUDENTS



Notable LSU Achievements in Your Region

- LSU has a combined research portfolio of \$488 million across its flagship campus, the LSU AgCenter, and Pennington Biomedical Research Center.
- LSU is in the elite one percent of U.S. universities having land-, sea-, and space-grant status.
- LSU is home to the nation's largest working model of the lower Mississippi River, where faculty study how river mud moves to speed up land growth and slow down erosion.
- LSU's flagship campus enrolls more than 1,400 high school students across the state in dual enrollment courses, allowing them to earn both LSU and high school credit at the same time.
- LSUHSC-NO employs over 180 physician faculty who are instrumental in treating the area's underserved community at Our Lady of the Lake and Woman's Hospital.
- Pennington Biomedical Research Center hosts educational health and wellness events such as the Irene W. Pennington Wellness Day for Women and the Parkinson's Conference.
- LSU AgCenter partners with the Sugar Cane League and USDA on numerous projects, including plant development, harvesting techniques, and soil fertility, to support the \$998.3 million industry.
- AgMagic at LSU AgCenter, held annually for the last 15 years at the Parker Coliseum on the flagship campus, brings school groups and the public together to experience agriculture, learning about where food and fiber comes from. This event reaches 10,000 to 12,000 individuals a year.



LSU Economic Impact on Your District's Parishes



\$52,077,449

PARISHES THAT BENEFIT

ASSUMPTION
IBERVILLE



Recipients of TOPS and Need-Based Financial Aid

151

TOPS SCHOLARSHIP

59

PELL GRANT

27

GO GRANT



LSU Impact on Your District's Healthcare

1,937

PATIENTS TREATED
LSU HEALTH SCIENCES
CENTER NEW ORLEANS

21

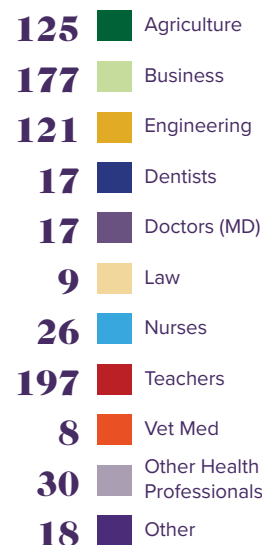
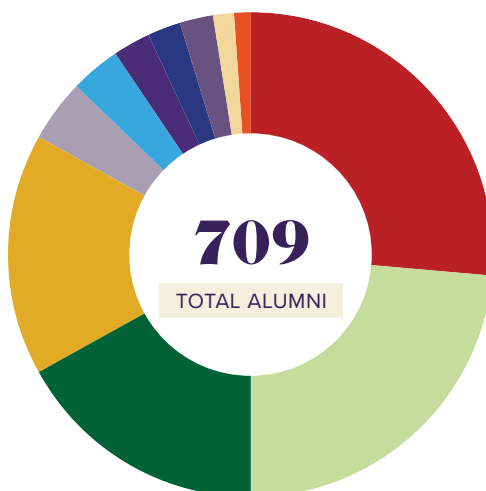
PATIENTS TREATED
LSU HEALTH SCIENCES
CENTER SHREVEPORT

180

TOTAL EMPLOYEES
FROM ALL CAMPUSES




Breakdown of LSU Alumni Working in Your District






LSU Enrollment From Your District



325

TOTAL STUDENTS



Notable LSU Achievements in Your Region

- LSU has a combined research portfolio of \$488 million across its flagship campus, the LSU AgCenter, and Pennington Biomedical Research Center.
- LSU is in the elite one percent of U.S. universities having land-, sea-, and space-grant status.
- LSU is home to the nation's largest working model of the lower Mississippi River, where faculty study how river mud moves to speed up land growth and slow down erosion.
- LSU's flagship campus enrolls more than 1,400 high school students across the state in dual enrollment courses, allowing them to earn both LSU and high school credit at the same time.
- LSUHSC-NO employs over 180 physician faculty who are instrumental in treating the area's underserved community at Our Lady of the Lake and Woman's Hospital.
- Pennington Biomedical Research Center hosts educational health and wellness events such as the Irene W. Pennington Wellness Day for Women and the Parkinson's Conference.
- LSU AgCenter partners with the Sugar Cane League and USDA on numerous projects, including plant development, harvesting techniques, and soil fertility, to support the \$998.3 million industry.
- AgMagic at LSU AgCenter, held annually for the last 15 years at the Parker Coliseum on the flagship campus, brings school groups and the public together to experience agriculture, learning about where food and fiber comes from. This event reaches 10,000 to 12,000 individuals a year.



LSU Economic Impact on Your District's Parishes



\$1,828,247,747

PARISHES THAT BENEFIT

EAST BATON ROUGE



Recipients of TOPS and Need-Based Financial Aid

183

TOPS SCHOLARSHIP

68

PELL GRANT

32

GO GRANT



LSU Impact on Your District's Healthcare

3,760

PATIENTS TREATED
LSU HEALTH SCIENCES
CENTER NEW ORLEANS

10

PATIENTS TREATED
LSU HEALTH SCIENCES
CENTER SHREVEPORT

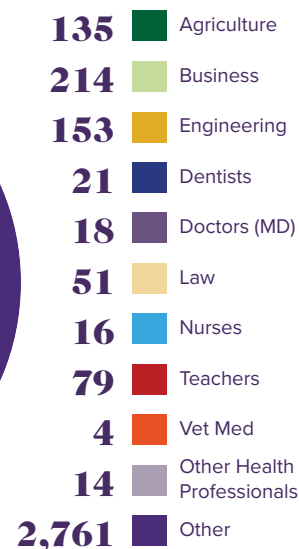
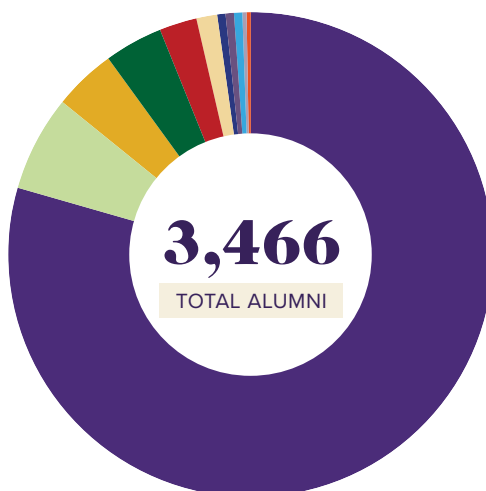
LSU Employment in Your District

407

TOTAL EMPLOYEES
FROM ALL CAMPUSES




Breakdown of LSU Alumni Working in Your District



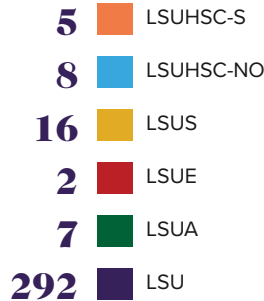


LSU Enrollment From Your District



330

TOTAL STUDENTS



Notable LSU Achievements in Your Region

- LSU has a combined research portfolio of \$488 million across its flagship campus, the LSU AgCenter, and Pennington Biomedical Research Center.
- LSU is in the elite one percent of U.S. universities having land-, sea-, and space-grant status.
- LSU is home to the nation's largest working model of the lower Mississippi River, where faculty study how river mud moves to speed up land growth and slow down erosion.
- LSU's flagship campus enrolls more than 1,400 high school students across the state in dual enrollment courses, allowing them to earn both LSU and high school credit at the same time.
- LSUHSC-NO employs over 180 physician faculty who are instrumental in treating the area's underserved community at Our Lady of the Lake and Woman's Hospital.
- Pennington Biomedical Research Center hosts educational health and wellness events such as the Irene W. Pennington Wellness Day for Women and the Parkinson's Conference.
- LSU AgCenter partners with the Sugar Cane League and USDA on numerous projects, including plant development, harvesting techniques, and soil fertility, to support the \$998.3 million industry.
- AgMagic at LSU AgCenter, held annually for the last 15 years at the Parker Coliseum on the flagship campus, brings school groups and the public together to experience agriculture, learning about where food and fiber comes from. This event reaches 10,000 to 12,000 individuals a year.



LSU Economic Impact on Your District's Parishes



\$1,859,119,047

PARISHES THAT BENEFIT

EAST BATON ROUGE
EAST FELICIANA
WEST FELICIANA



Recipients of TOPS and Need-Based Financial Aid

179

TOPS SCHOLARSHIP

71

PELL GRANT

32

GO GRANT



LSU Impact on Your District's Healthcare

1,562

PATIENTS TREATED
LSU HEALTH SCIENCES
CENTER NEW ORLEANS

15

PATIENTS TREATED
LSU HEALTH SCIENCES
CENTER SHREVEPORT

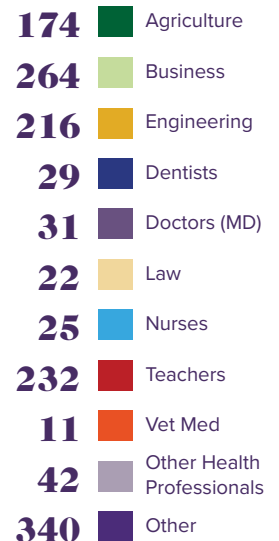
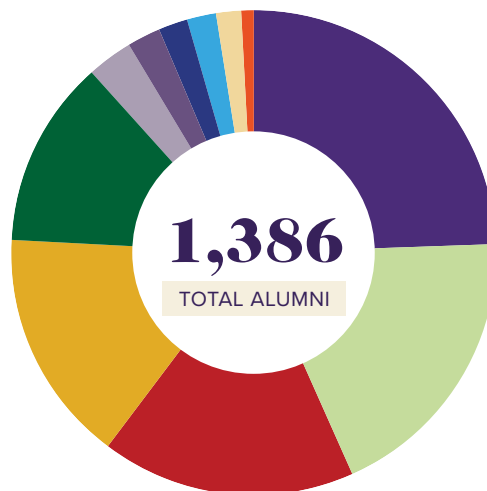
LSU Employment in Your District

183

TOTAL EMPLOYEES
FROM ALL CAMPUSES




Breakdown of LSU Alumni Working in Your District






LSU Enrollment From Your District



196

TOTAL STUDENTS



Notable LSU Achievements in Your Region

- LSU has a combined research portfolio of \$488 million across its flagship campus, the LSU AgCenter, and Pennington Biomedical Research Center.
- LSU is in the elite one percent of U.S. universities having land-, sea-, and space-grant status.
- LSU is home to the nation's largest working model of the lower Mississippi River, where faculty study how river mud moves to speed up land growth and slow down erosion.
- LSU's flagship campus enrolls more than 1,400 high school students across the state in dual enrollment courses, allowing them to earn both LSU and high school credit at the same time.
- LSUHSC-NO employs over 180 physician faculty who are instrumental in treating the area's underserved community at Our Lady of the Lake and Woman's Hospital.
- Pennington Biomedical Research Center hosts educational health and wellness events such as the Irene W. Pennington Wellness Day for Women and the Parkinson's Conference.
- LSU AgCenter partners with the Sugar Cane League and USDA on numerous projects, including plant development, harvesting techniques, and soil fertility, to support the \$998.3 million industry.
- AgMagic at LSU AgCenter, held annually for the last 15 years at the Parker Coliseum on the flagship campus, brings school groups and the public together to experience agriculture, learning about where food and fiber comes from. This event reaches 10,000 to 12,000 individuals a year.



LSU Economic Impact on Your District's Parishes



\$1,828,247,747

PARISHES THAT BENEFIT

EAST BATON ROUGE



Recipients of TOPS and Need-Based Financial Aid

103

TOPS SCHOLARSHIP

44

PELL GRANT

19

GO GRANT



LSU Impact on Your District's Healthcare

2,436

PATIENTS TREATED
LSU HEALTH SCIENCES
CENTER NEW ORLEANS

10

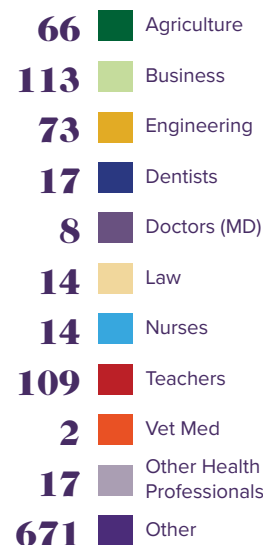
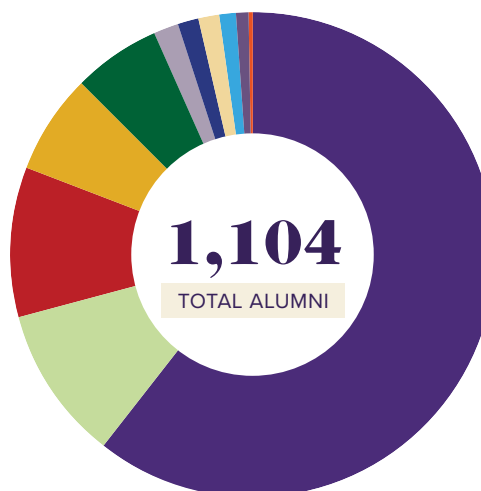
PATIENTS TREATED
LSU HEALTH SCIENCES
CENTER SHREVEPORT

156

TOTAL EMPLOYEES
FROM ALL CAMPUSES




Breakdown of LSU Alumni Working in Your District



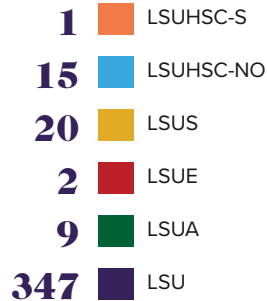


LSU Enrollment From Your District



394

TOTAL STUDENTS



Notable LSU Achievements in Your Region

- LSU has a combined research portfolio of \$488 million across its flagship campus, the LSU AgCenter, and Pennington Biomedical Research Center.
- LSU is in the elite one percent of U.S. universities having land-, sea-, and space-grant status.
- LSU is home to the nation's largest working model of the lower Mississippi River, where faculty study how river mud moves to speed up land growth and slow down erosion.
- LSU's flagship campus enrolls more than 1,400 high school students across the state in dual enrollment courses, allowing them to earn both LSU and high school credit at the same time.
- LSUHSC-NO employs over 180 physician faculty who are instrumental in treating the area's underserved community at Our Lady of the Lake and Woman's Hospital.
- Pennington Biomedical Research Center hosts educational health and wellness events such as the Irene W. Pennington Wellness Day for Women and the Parkinson's Conference.
- LSU AgCenter partners with the Sugar Cane League and USDA on numerous projects, including plant development, harvesting techniques, and soil fertility, to support the \$998.3 million industry.
- AgMagic at LSU AgCenter, held annually for the last 15 years at the Parker Coliseum on the flagship campus, brings school groups and the public together to experience agriculture, learning about where food and fiber comes from. This event reaches 10,000 to 12,000 individuals a year.



LSU Economic Impact on Your District's Parishes



\$1,934,577,082

PARISHES THAT BENEFIT

EAST BATON ROUGE
LIVINGSTON



Recipients of TOPS and Need-Based Financial Aid

213

TOPS SCHOLARSHIP

85

PELL GRANT

39

GO GRANT



LSU Impact on Your District's Healthcare

1,356

PATIENTS TREATED
LSU HEALTH SCIENCES
CENTER NEW ORLEANS

13

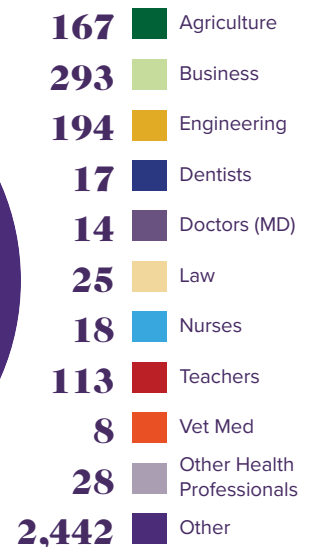
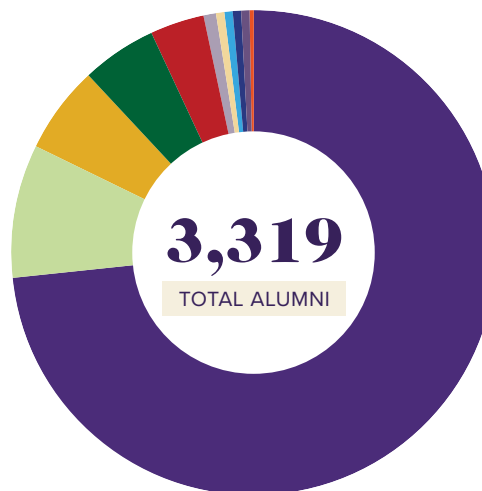
PATIENTS TREATED
LSU HEALTH SCIENCES
CENTER SHREVEPORT

152

TOTAL EMPLOYEES
FROM ALL CAMPUSES




Breakdown of LSU Alumni Working in Your District



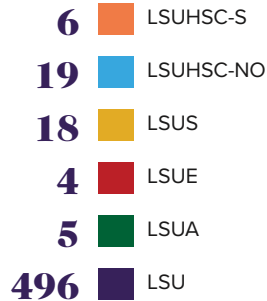


LSU Enrollment From Your District



548

TOTAL STUDENTS



Notable LSU Achievements in Your Region

- LSU has a combined research portfolio of \$488 million across its flagship campus, the LSU AgCenter, and Pennington Biomedical Research Center.
- LSU is in the elite one percent of U.S. universities having land-, sea-, and space-grant status.
- LSU is home to the nation's largest working model of the lower Mississippi River, where faculty study how river mud moves to speed up land growth and slow down erosion.
- LSU's flagship campus enrolls more than 1,400 high school students across the state in dual enrollment courses, allowing them to earn both LSU and high school credit at the same time.
- LSUHSC-NO employs over 180 physician faculty who are instrumental in treating the area's underserved community at Our Lady of the Lake and Woman's Hospital.
- Pennington Biomedical Research Center hosts educational health and wellness events such as the Irene W. Pennington Wellness Day for Women and the Parkinson's Conference.
- LSU AgCenter partners with the Sugar Cane League and USDA on numerous projects, including plant development, harvesting techniques, and soil fertility, to support the \$998.3 million industry.
- AgMagic at LSU AgCenter, held annually for the last 15 years at the Parker Coliseum on the flagship campus, brings school groups and the public together to experience agriculture, learning about where food and fiber comes from. This event reaches 10,000 to 12,000 individuals a year.



LSU Economic Impact on Your District's Parishes



\$1,828,247,747

PARISHES THAT BENEFIT

EAST BATON ROUGE



Recipients of TOPS and Need-Based Financial Aid

301

TOPS SCHOLARSHIP

115

PELL GRANT

53

GO GRANT



LSU Impact on Your District's Healthcare

1,499

PATIENTS TREATED
LSU HEALTH SCIENCES
CENTER NEW ORLEANS

9

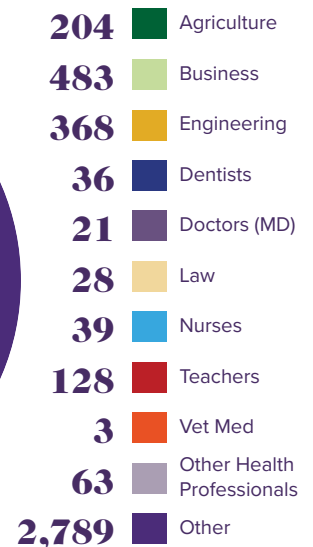
PATIENTS TREATED
LSU HEALTH SCIENCES
CENTER SHREVEPORT

277

TOTAL EMPLOYEES
FROM ALL CAMPUSES




Breakdown of LSU Alumni Working in Your District





LSU Enrollment From Your District



1263

TOTAL STUDENTS

20	LSUHSC-S
69	LSUHSC-NO
31	LSUS
4	LSUE
5	LSUA
1,134	LSU



Notable LSU Achievements in Your Region

- LSU has a combined research portfolio of \$488 million across its flagship campus, the LSU AgCenter, and Pennington Biomedical Research Center.
- LSU is in the elite one percent of U.S. universities having land-, sea-, and space-grant status.
- LSU is home to the nation's largest working model of the lower Mississippi River, where faculty study how river mud moves to speed up land growth and slow down erosion.
- LSU's flagship campus enrolls more than 1,400 high school students across the state in dual enrollment courses, allowing them to earn both LSU and high school credit at the same time.
- LSUHSC-NO employs over 180 physician faculty who are instrumental in treating the area's underserved community at Our Lady of the Lake and Woman's Hospital.
- Pennington Biomedical Research Center hosts educational health and wellness events such as the Irene W. Pennington Wellness Day for Women and the Parkinson's Conference.
- LSU AgCenter partners with the Sugar Cane League and USDA on numerous projects, including plant development, harvesting techniques, and soil fertility, to support the \$998.3 million industry.
- AgMagic at LSU AgCenter, held annually for the last 15 years at the Parker Coliseum on the flagship campus, brings school groups and the public together to experience agriculture, learning about where food and fiber comes from. This event reaches 10,000 to 12,000 individuals a year.



LSU Economic Impact on Your District's Parishes



\$1,828,247,747

PARISHES THAT BENEFIT

EAST BATON ROUGE



Recipients of TOPS and Need-Based Financial Aid

688

TOPS SCHOLARSHIP

252

PELL GRANT

119

GO GRANT



LSU Impact on Your District's Healthcare

1,307

PATIENTS TREATED
LSU HEALTH SCIENCES
CENTER NEW ORLEANS

14

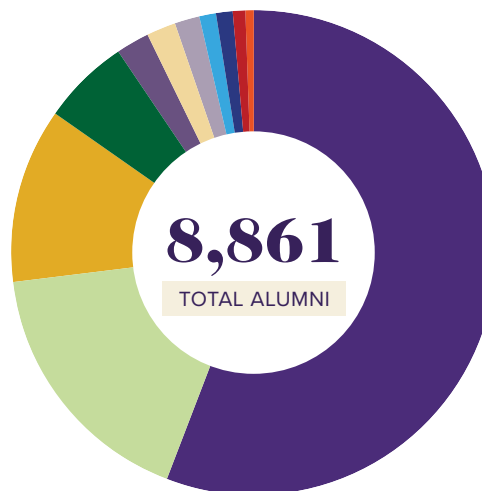
PATIENTS TREATED
LSU HEALTH SCIENCES
CENTER SHREVEPORT

671

TOTAL EMPLOYEES
FROM ALL CAMPUSES




Breakdown of LSU Alumni Working in Your District



523	Agriculture
1,537	Business
1,031	Engineering
100	Dentists
193	Doctors (MD)
157	Law
106	Nurses
73	Teachers
35	Vet Med
152	Other Health Professionals
4,954	Other




LSU Enrollment From Your District



2718

TOTAL STUDENTS



Notable LSU Achievements in Your Region

- LSU has a combined research portfolio of \$488 million across its flagship campus, the LSU AgCenter, and Pennington Biomedical Research Center.
- LSU is in the elite one percent of U.S. universities having land-, sea-, and space-grant status.
- LSU is home to the nation's largest working model of the lower Mississippi River, where faculty study how river mud moves to speed up land growth and slow down erosion.
- LSU's flagship campus enrolls more than 1,400 high school students across the state in dual enrollment courses, allowing them to earn both LSU and high school credit at the same time.
- LSUHSC-NO employs over 180 physician faculty who are instrumental in treating the area's underserved community at Our Lady of the Lake and Woman's Hospital.
- Pennington Biomedical Research Center hosts educational health and wellness events such as the Irene W. Pennington Wellness Day for Women and the Parkinson's Conference.
- LSU AgCenter partners with the Sugar Cane League and USDA on numerous projects, including plant development, harvesting techniques, and soil fertility, to support the \$998.3 million industry.
- AgMagic at LSU AgCenter, held annually for the last 15 years at the Parker Coliseum on the flagship campus, brings school groups and the public together to experience agriculture, learning about where food and fiber comes from. This event reaches 10,000 to 12,000 individuals a year.



LSU Economic Impact on Your District's Parishes



\$1,828,247,747

PARISHES THAT BENEFIT

EAST BATON ROUGE



Recipients of TOPS and Need-Based Financial Aid

1,584

TOPS SCHOLARSHIP

568

PELL GRANT

263

GO GRANT



LSU Impact on Your District's Healthcare

2,874

PATIENTS TREATED
LSU HEALTH SCIENCES
CENTER NEW ORLEANS

22

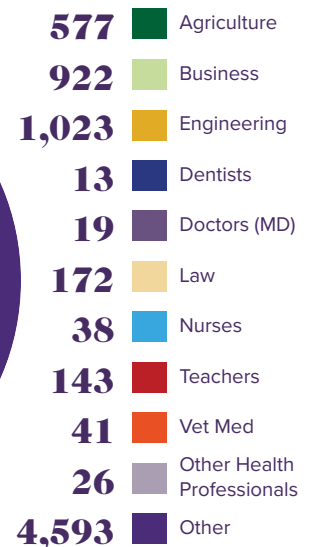
PATIENTS TREATED
LSU HEALTH SCIENCES
CENTER SHREVEPORT

871

TOTAL EMPLOYEES
FROM ALL CAMPUSES




Breakdown of LSU Alumni Working in Your District






LSU Enrollment From Your District



1456

TOTAL STUDENTS



Notable LSU Achievements in Your Region

- LSU has a combined research portfolio of \$488 million across its flagship campus, the LSU AgCenter, and Pennington Biomedical Research Center.
- LSU is in the elite one percent of U.S. universities having land-, sea-, and space-grant status.
- LSU is home to the nation's largest working model of the lower Mississippi River, where faculty study how river mud moves to speed up land growth and slow down erosion.
- LSU's flagship campus enrolls more than 1,400 high school students across the state in dual enrollment courses, allowing them to earn both LSU and high school credit at the same time.
- LSUHSC-NO employs over 180 physician faculty who are instrumental in treating the area's underserved community at Our Lady of the Lake and Woman's Hospital.
- Pennington Biomedical Research Center hosts educational health and wellness events such as the Irene W. Pennington Wellness Day for Women and the Parkinson's Conference.
- LSU AgCenter partners with the Sugar Cane League and USDA on numerous projects, including plant development, harvesting techniques, and soil fertility, to support the \$998.3 million industry.
- AgMagic at LSU AgCenter, held annually for the last 15 years at the Parker Coliseum on the flagship campus, brings school groups and the public together to experience agriculture, learning about where food and fiber comes from. This event reaches 10,000 to 12,000 individuals a year.



LSU Economic Impact on Your District's Parishes



\$1,828,247,747

PARISHES THAT BENEFIT

EAST BATON ROUGE



Recipients of TOPS and Need-Based Financial Aid

823

TOPS SCHOLARSHIP

297

PELL GRANT

139

GO GRANT



LSU Impact on Your District's Healthcare

1,264

PATIENTS TREATED
LSU HEALTH SCIENCES
CENTER NEW ORLEANS

15

PATIENTS TREATED
LSU HEALTH SCIENCES
CENTER SHREVEPORT

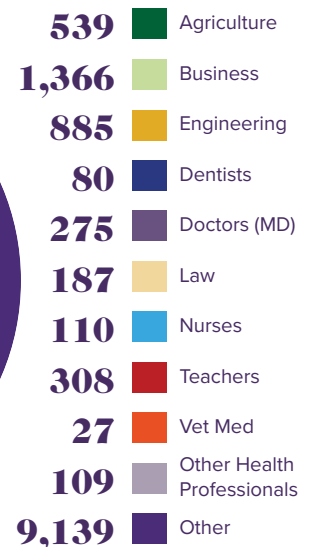
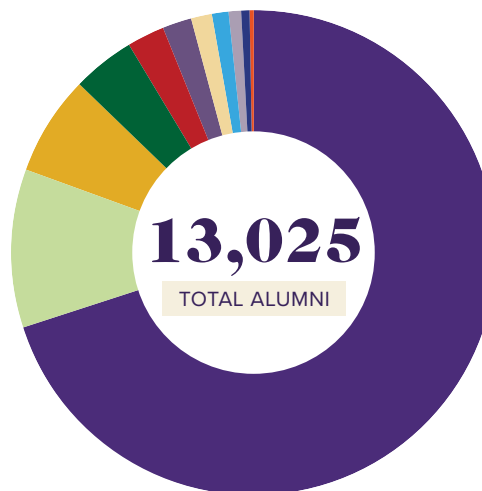
LSU Employment in Your District

1,005

TOTAL EMPLOYEES
FROM ALL CAMPUSES




Breakdown of LSU Alumni Working in Your District





LSU Enrollment From Your District



795

TOTAL STUDENTS

10	LSUHSC-S
42	LSUHSC-NO
23	LSUS
2	LSUE
8	LSUA
710	LSU



Notable LSU Achievements in Your Region

- LSU has a combined research portfolio of \$488 million across its flagship campus, the LSU AgCenter, and Pennington Biomedical Research Center.
- LSU is in the elite one percent of U.S. universities having land-, sea-, and space-grant status.
- LSU is home to the nation's largest working model of the lower Mississippi River, where faculty study how river mud moves to speed up land growth and slow down erosion.
- LSU's flagship campus enrolls more than 1,400 high school students across the state in dual enrollment courses, allowing them to earn both LSU and high school credit at the same time.
- LSUHSC-NO employs over 180 physician faculty who are instrumental in treating the area's underserved community at Our Lady of the Lake and Woman's Hospital.
- Pennington Biomedical Research Center hosts educational health and wellness events such as the Irene W. Pennington Wellness Day for Women and the Parkinson's Conference.
- LSU AgCenter partners with the Sugar Cane League and USDA on numerous projects, including plant development, harvesting techniques, and soil fertility, to support the \$998.3 million industry.
- AgMagic at LSU AgCenter, held annually for the last 15 years at the Parker Coliseum on the flagship campus, brings school groups and the public together to experience agriculture, learning about where food and fiber comes from. This event reaches 10,000 to 12,000 individuals a year.



LSU Economic Impact on Your District's Parishes



\$1,828,247,747

PARISHES THAT BENEFIT

EAST BATON ROUGE



Recipients of TOPS and Need-Based Financial Aid

432

TOPS SCHOLARSHIP

161

PELL GRANT

75

GO GRANT



LSU Impact on Your District's Healthcare

1,732

PATIENTS TREATED
LSU HEALTH SCIENCES
CENTER NEW ORLEANS

6

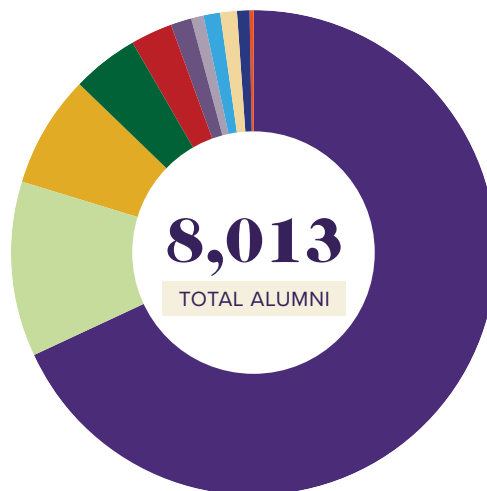
PATIENTS TREATED
LSU HEALTH SCIENCES
CENTER SHREVEPORT

499

TOTAL EMPLOYEES
FROM ALL CAMPUSES




Breakdown of LSU Alumni Working in Your District



361	Agriculture
935	Business
604	Engineering
76	Dentists
106	Doctors (MD)
80	Law
84	Nurses
214	Teachers
8	Vet Med
85	Other Health Professionals
5,460	Other




LSU Enrollment From Your District



1839

TOTAL STUDENTS



Notable LSU Achievements in Your Region

- LSU has a combined research portfolio of \$488 million across its flagship campus, the LSU AgCenter, and Pennington Biomedical Research Center.
- LSU is in the elite one percent of U.S. universities having land-, sea-, and space-grant status.
- LSU is home to the nation's largest working model of the lower Mississippi River, where faculty study how river mud moves to speed up land growth and slow down erosion.
- LSU's flagship campus enrolls more than 1,400 high school students across the state in dual enrollment courses, allowing them to earn both LSU and high school credit at the same time.
- LSUHSC-NO employs over 180 physician faculty who are instrumental in treating the area's underserved community at Our Lady of the Lake and Woman's Hospital.
- Pennington Biomedical Research Center hosts educational health and wellness events such as the Irene W. Pennington Wellness Day for Women and the Parkinson's Conference.
- LSU AgCenter partners with the Sugar Cane League and USDA on numerous projects, including plant development, harvesting techniques, and soil fertility, to support the \$998.3 million industry.
- AgMagic at LSU AgCenter, held annually for the last 15 years at the Parker Coliseum on the flagship campus, brings school groups and the public together to experience agriculture, learning about where food and fiber comes from. This event reaches 10,000 to 12,000 individuals a year.



LSU Economic Impact on Your District's Parishes



\$1,828,247,747

PARISHES THAT BENEFIT

EAST BATON ROUGE



Recipients of TOPS and Need-Based Financial Aid

1,039

TOPS SCHOLARSHIP

374

PELL GRANT

174

GO GRANT



LSU Impact on Your District's Healthcare

1,723

PATIENTS TREATED
LSU HEALTH SCIENCES
CENTER NEW ORLEANS

8

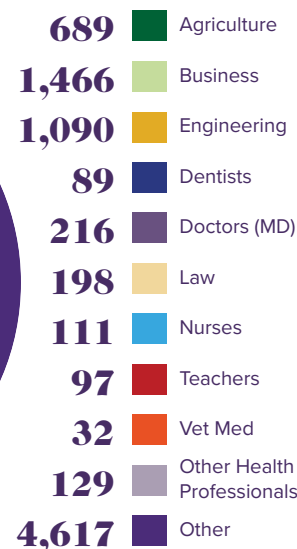
PATIENTS TREATED
LSU HEALTH SCIENCES
CENTER SHREVEPORT

1,450

TOTAL EMPLOYEES
FROM ALL CAMPUSES




Breakdown of LSU Alumni Working in Your District



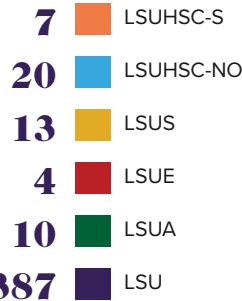


LSU Enrollment From Your District



441

TOTAL STUDENTS



Notable LSU Achievements in Your Region

- LSU has a combined research portfolio of \$488 million across its flagship campus, the LSU AgCenter, and Pennington Biomedical Research Center.
- LSU is in the elite one percent of U.S. universities having land-, sea-, and space-grant status.
- LSU is home to the nation's largest working model of the lower Mississippi River, where faculty study how river mud moves to speed up land growth and slow down erosion.
- LSU's flagship campus enrolls more than 1,400 high school students across the state in dual enrollment courses, allowing them to earn both LSU and high school credit at the same time.
- LSUHSC-NO employs over 180 physician faculty who are instrumental in treating the area's underserved community at Our Lady of the Lake and Woman's Hospital.
- Pennington Biomedical Research Center hosts educational health and wellness events such as the Irene W. Pennington Wellness Day for Women and the Parkinson's Conference.
- LSU AgCenter partners with the Sugar Cane League and USDA on numerous projects, including plant development, harvesting techniques, and soil fertility, to support the \$998.3 million industry.
- AgMagic at LSU AgCenter, held annually for the last 15 years at the Parker Coliseum on the flagship campus, brings school groups and the public together to experience agriculture, learning about where food and fiber comes from. This event reaches 10,000 to 12,000 individuals a year.



LSU Economic Impact on Your District's Parishes



\$106,329,335

PARISHES THAT BENEFIT

LIVINGSTON



Recipients of TOPS and Need-Based Financial Aid

238

TOPS SCHOLARSHIP

93

PELL GRANT

42

GO GRANT



LSU Impact on Your District's Healthcare

1,513

PATIENTS TREATED
LSU HEALTH SCIENCES
CENTER NEW ORLEANS

3

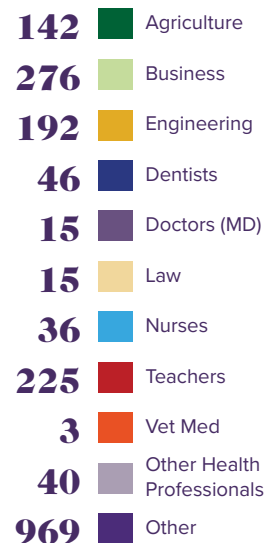
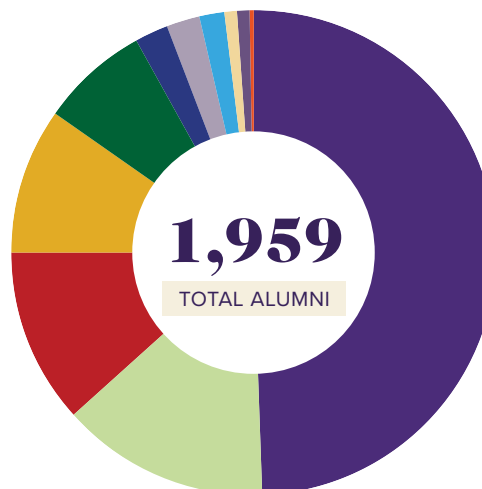
PATIENTS TREATED
LSU HEALTH SCIENCES
CENTER SHREVEPORT

205

TOTAL EMPLOYEES
FROM ALL CAMPUSES




Breakdown of LSU Alumni Working in Your District



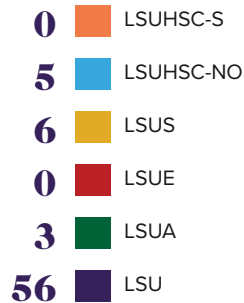


LSU Enrollment From Your District



70

TOTAL STUDENTS



Notable LSU Achievements in Your Region

- The LSU AgCenter's Southeast Research Station—a state-of-the-art dairy operation with the latest in time-saving and cost-saving equipment—is at the center of the dairy-producing region of both Louisiana and Mississippi and, through a Memorandum of Understanding, serves both states.
- Located in Washington Parish, LSU's Lee Memorial Forest consists of over 1,200 acres of managed timberland and is a vital research and teaching resource for the LSU AgCenter.
- The LSU AgCenter's Hammond Research Station focuses on the nursery industry and is home to the Louisiana Super Plants Program, which studies plants that thrive in certain parts of Louisiana.
- LSU faculty from various fields are testing new, low-cost residential construction materials to protect the homes of low-income families in hurricane-prone coastal areas.
- Using advanced methods, LSU predicts how relative sea level rise, tides, wind waves, and hurricane storm surge affect flood maps and insurance rates and coastal development.
- LSU Health Sciences Centers rank No. 5 nationally for keeping Louisiana students in state for medical studies and keeping physicians in Louisiana upon graduation.
- LSUHSC-NO houses Louisiana's oldest and largest medical school and only dental school as well as the No. 4 nursing school in the nation.
- The Shell Youth Wetland Education Program (SWYEP) began in 2010 as a partnership with Louisiana Sea Grant, 4-H Youth Wetland Program, and Shell Robert Training Facility to teach Tangipahoa Parish youth about wetlands associated with plants, animals, and habitat importance. A total of 450 youth and 75 adults have participated in this event.



LSU Economic Impact on Your District's Parishes



\$128,582,156

PARISHES THAT BENEFIT

EAST FELICIANA
ST. HELENA
TANGIPAHOA



Recipients of TOPS and Need-Based Financial Aid

36

TOPS SCHOLARSHIP

15

PELL GRANT

7

GO GRANT



LSU Impact on Your District's Healthcare

1,988

PATIENTS TREATED
LSU HEALTH SCIENCES
CENTER NEW ORLEANS

13

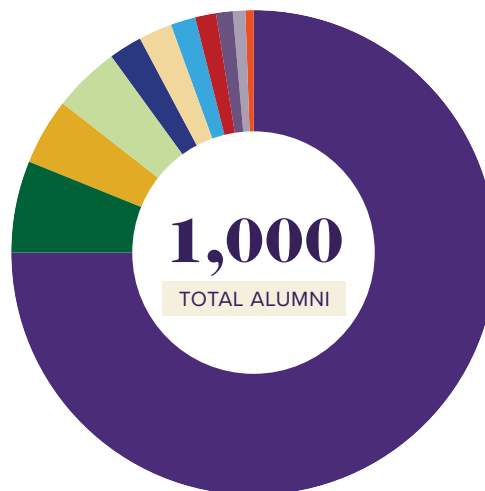
PATIENTS TREATED
LSU HEALTH SCIENCES
CENTER SHREVEPORT

22

TOTAL EMPLOYEES
FROM ALL CAMPUSES

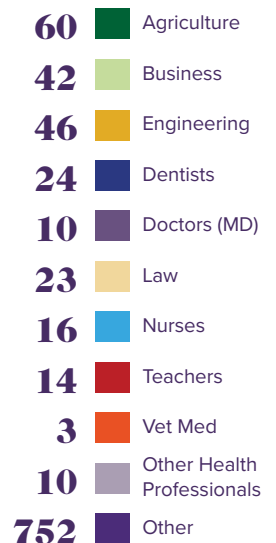


Breakdown of LSU Alumni Working in Your District




1,000

TOTAL ALUMNI





LSU Enrollment From Your District



203

TOTAL STUDENTS

3	LSUHSC-S
22	LSUHSC-NO
10	LSUS
3	LSUE
4	LSUA
161	LSU



Notable LSU Achievements in Your Region

- The LSU AgCenter's Southeast Research Station—a state-of-the-art dairy operation with the latest in time-saving and cost-saving equipment—is at the center of the dairy-producing region of both Louisiana and Mississippi and, through a Memorandum of Understanding, serves both states.
- Located in Washington Parish, LSU's Lee Memorial Forest consists of over 1,200 acres of managed timberland and is a vital research and teaching resource for the LSU AgCenter.
- The LSU AgCenter's Hammond Research Station focuses on the nursery industry and is home to the Louisiana Super Plants Program, which studies plants that thrive in certain parts of Louisiana.
- LSU faculty from various fields are testing new, low-cost residential construction materials to protect the homes of low-income families in hurricane-prone coastal areas.
- Using advanced methods, LSU predicts how relative sea level rise, tides, wind waves, and hurricane storm surge affect flood maps and insurance rates and coastal development.
- LSU Health Sciences Centers rank No. 5 nationally for keeping Louisiana students in state for medical studies and keeping physicians in Louisiana upon graduation.
- LSUHSC-NO houses Louisiana's oldest and largest medical school and only dental school as well as the No. 4 nursing school in the nation.
- The Shell Youth Wetland Education Program (SWYEP) began in 2010 as a partnership with Louisiana Sea Grant, 4-H Youth Wetland Program, and Shell Robert Training Facility to teach Tangipahoa Parish youth about wetlands associated with plants, animals, and habitat importance. A total of 450 youth and 75 adults have participated in this event.



LSU Economic Impact on Your District's Parishes



\$107,969,231

PARISHES THAT BENEFIT

TANGIPAHOA



Recipients of TOPS and Need-Based Financial Aid

102

TOPS SCHOLARSHIP

41

PELL GRANT

19

GO GRANT



LSU Impact on Your District's Healthcare

1,876

PATIENTS TREATED
LSU HEALTH SCIENCES
CENTER NEW ORLEANS

20

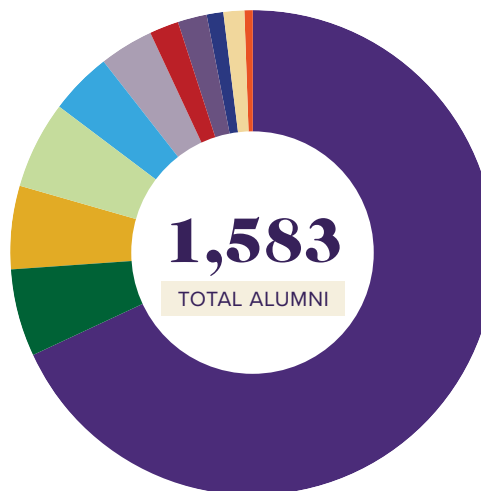
PATIENTS TREATED
LSU HEALTH SCIENCES
CENTER SHREVEPORT

35

TOTAL EMPLOYEES
FROM ALL CAMPUSES



Breakdown of LSU Alumni Working in Your District




1,583

TOTAL ALUMNI

91	Agriculture
89	Business
89	Engineering
20	Dentists
30	Doctors (MD)
20	Law
67	Nurses
31	Teachers
7	Vet Med
58	Other Health Professionals
1,081	Other



LSU Enrollment From Your District



179

TOTAL STUDENTS

3	LSUHSC-S
22	LSUHSC-NO
3	LSUS
3	LSUE
2	LSUA
146	LSU



LSU Economic Impact on Your District's Parishes



\$250,927,612

PARISHES THAT BENEFIT

ST. TAMMANY
TANGIPAHOA
WASHINGTON



Recipients of TOPS and Need-Based Financial Aid

92

TOPS SCHOLARSHIP

35

PELL GRANT

16

GO GRANT



Notable LSU Achievements in Your Region

- The LSU AgCenter's Southeast Research Station—a state-of-the-art dairy operation with the latest in time-saving and cost-saving equipment—is at the center of the dairy-producing region of both Louisiana and Mississippi and, through a Memorandum of Understanding, serves both states.
- Located in Washington Parish, LSU's Lee Memorial Forest consists of over 1,200 acres of managed timberland and is a vital research and teaching resource for the LSU AgCenter.
- The LSU AgCenter's Hammond Research Station focuses on the nursery industry and is home to the Louisiana Super Plants Program, which studies plants that thrive in certain parts of Louisiana.
- LSU faculty from various fields are testing new, low-cost residential construction materials to protect the homes of low-income families in hurricane-prone coastal areas.
- Using advanced methods, LSU predicts how relative sea level rise, tides, wind waves, and hurricane storm surge affect flood maps and insurance rates and coastal development.
- LSU Health Sciences Centers rank No. 5 nationally for keeping Louisiana students in state for medical studies and keeping physicians in Louisiana upon graduation.
- LSUHSC-NO houses Louisiana's oldest and largest medical school and only dental school as well as the No. 4 nursing school in the nation.
- The Shell Youth Wetland Education Program (SWYEP) began in 2010 as a partnership with Louisiana Sea Grant, 4-H Youth Wetland Program, and Shell Robert Training Facility to teach Tangipahoa Parish youth about wetlands associated with plants, animals, and habitat importance. A total of 450 youth and 75 adults have participated in this event.



LSU Impact on Your District's Healthcare

1,854

PATIENTS TREATED
LSU HEALTH SCIENCES
CENTER NEW ORLEANS

9

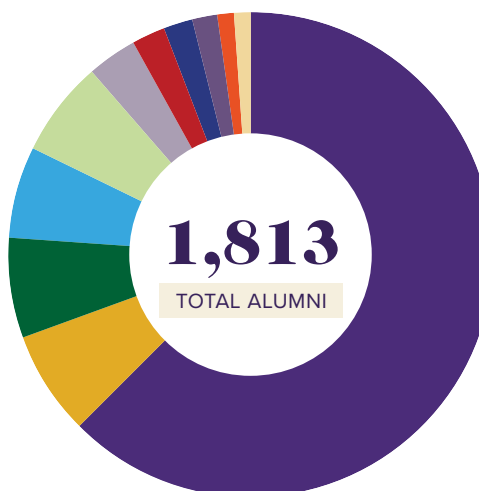
PATIENTS TREATED
LSU HEALTH SCIENCES
CENTER SHREVEPORT

29

TOTAL EMPLOYEES
FROM ALL CAMPUSES



Breakdown of LSU Alumni Working in Your District




1,813

TOTAL ALUMNI

118	Agriculture
112	Business
128	Engineering
33	Dentists
32	Doctors (MD)
17	Law
115	Nurses
43	Teachers
19	Vet Med
62	Other Health Professionals
1,134	Other




LSU Enrollment From Your District



75

TOTAL STUDENTS



LSU Economic Impact on Your District's Parishes



\$142,958,381

PARISHES THAT BENEFIT

ST. TAMMANY
WASHINGTON



Recipients of TOPS and Need-Based Financial Aid

38

TOPS SCHOLARSHIP

15

PELL GRANT

7

GO GRANT



Notable LSU Achievements in Your Region

- The LSU AgCenter's Southeast Research Station—a state-of-the-art dairy operation with the latest in time-saving and cost-saving equipment—is at the center of the dairy-producing region of both Louisiana and Mississippi and, through a Memorandum of Understanding, serves both states.
- Located in Washington Parish, LSU's Lee Memorial Forest consists of over 1,200 acres of managed timberland and is a vital research and teaching resource for the LSU AgCenter.
- The LSU AgCenter's Hammond Research Station focuses on the nursery industry and is home to the Louisiana Super Plants Program, which studies plants that thrive in certain parts of Louisiana.
- LSU faculty from various fields are testing new, low-cost residential construction materials to protect the homes of low-income families in hurricane-prone coastal areas.
- Using advanced methods, LSU predicts how relative sea level rise, tides, wind waves, and hurricane storm surge affect flood maps and insurance rates and coastal development.
- LSU Health Sciences Centers rank No. 5 nationally for keeping Louisiana students in state for medical studies and keeping physicians in Louisiana upon graduation.
- LSUHSC-NO houses Louisiana's oldest and largest medical school and only dental school as well as the No. 4 nursing school in the nation.
- The Shell Youth Wetland Education Program (SWYEP) began in 2010 as a partnership with Louisiana Sea Grant, 4-H Youth Wetland Program, and Shell Robert Training Facility to teach Tangipahoa Parish youth about wetlands associated with plants, animals, and habitat importance. A total of 450 youth and 75 adults have participated in this event.



LSU Impact on Your District's Healthcare

2,790

PATIENTS TREATED
LSU HEALTH SCIENCES
CENTER NEW ORLEANS

15

PATIENTS TREATED
LSU HEALTH SCIENCES
CENTER SHREVEPORT

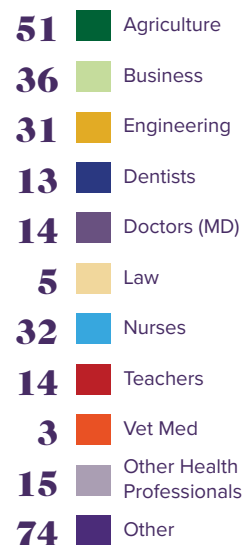
LSU Employment in Your District

36

TOTAL EMPLOYEES
FROM ALL CAMPUSES




Breakdown of LSU Alumni Working in Your District






LSU Enrollment From Your District



348

TOTAL STUDENTS



Notable LSU Achievements in Your Region

- LSUHSC-NO houses Louisiana's largest medical school and only dental school as well as the No. 4 nursing school in the nation.
- LSU Health Sciences Centers rank No. 5 nationally for keeping Louisiana students in state for medical studies and keeping physicians in Louisiana upon graduation.
- The LSUHSC-NO is home to eight Centers of Excellence, including the Alcohol and Drug Abuse Center, the Cardiovascular Center, the Epilepsy Center, the Eye Center, the Louisiana Vaccine Center, the Neuroscience Center, the Oral and Craniofacial Biology Center, and the Stanley S. Scott Cancer Center.
- LSU holds over \$30 million in grants aiding oil and gas discovery, extraction, processing, and storage and \$12 million related to biofuels produced in Louisiana.
- LSU holds more than \$8 million in research grants dedicated to protecting Louisiana's \$4.6 billion seafood industry.
- LSU holds more than \$65 million in research grants dedicated to protecting Louisiana's coast.
- LSU faculty from various fields are testing new, low-cost residential construction materials to protect the homes of low-income families in hurricane-prone coastal areas.
- Using advanced methods, LSU predicts how relative sea level rise, tides, wind waves, and hurricane storm surge affect flood maps and insurance rates and coastal development.



LSU Economic Impact on Your District's Parishes



\$130,743,360

PARISHES THAT BENEFIT

ST. TAMMANY



Recipients of TOPS and Need-Based Financial Aid

170

TOPS SCHOLARSHIP

64

PELL GRANT

32

GO GRANT



LSU Impact on Your District's Healthcare

1,882

PATIENTS TREATED
LSU HEALTH SCIENCES
CENTER NEW ORLEANS

5

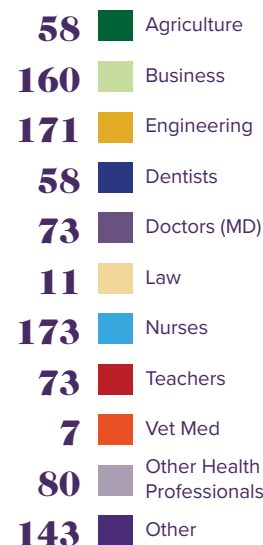
PATIENTS TREATED
LSU HEALTH SCIENCES
CENTER SHREVEPORT

45

TOTAL EMPLOYEES
FROM ALL CAMPUSES




Breakdown of LSU Alumni Working in Your District






LSU Enrollment From Your District



676

TOTAL STUDENTS



Notable LSU Achievements in Your Region

- LSUHSC-NO houses Louisiana's largest medical school and only dental school as well as the No. 4 nursing school in the nation.
- LSU Health Sciences Centers rank No. 5 nationally for keeping Louisiana students in state for medical studies and keeping physicians in Louisiana upon graduation.
- The LSUHSC-NO is home to eight Centers of Excellence, including the Alcohol and Drug Abuse Center, the Cardiovascular Center, the Epilepsy Center, the Eye Center, the Louisiana Vaccine Center, the Neuroscience Center, the Oral and Craniofacial Biology Center, and the Stanley S. Scott Cancer Center.
- LSU holds over \$30 million in grants aiding oil and gas discovery, extraction, processing, and storage and \$12 million related to biofuels produced in Louisiana.
- LSU holds more than \$8 million in research grants dedicated to protecting Louisiana's \$4.6 billion seafood industry.
- LSU holds more than \$65 million in research grants dedicated to protecting Louisiana's coast.
- LSU faculty from various fields are testing new, low-cost residential construction materials to protect the homes of low-income families in hurricane-prone coastal areas.
- Using advanced methods, LSU predicts how relative sea level rise, tides, wind waves, and hurricane storm surge affect flood maps and insurance rates and coastal development.



LSU Economic Impact on Your District's Parishes



\$130,743,360

PARISHES THAT BENEFIT

ST. TAMMANY



Recipients of TOPS and Need-Based Financial Aid

355

TOPS SCHOLARSHIP

129

PELL GRANT

62

GO GRANT



LSU Impact on Your District's Healthcare

1,609

PATIENTS TREATED
LSU HEALTH SCIENCES
CENTER NEW ORLEANS

7

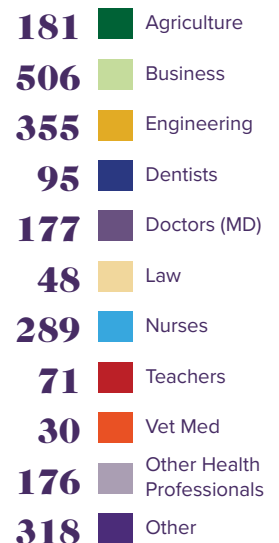
PATIENTS TREATED
LSU HEALTH SCIENCES
CENTER SHREVEPORT

53

TOTAL EMPLOYEES
FROM ALL CAMPUSES




Breakdown of LSU Alumni Working in Your District






LSU Enrollment From Your District



490

TOTAL STUDENTS



LSU Economic Impact on Your District's Parishes



\$398,789,774

PARISHES THAT BENEFIT

JEFFERSON



Recipients of TOPS and Need-Based Financial Aid

240

TOPS SCHOLARSHIP

85

PELL GRANT

43

GO GRANT



Notable LSU Achievements in Your Region

- LSUHSC-NO houses Louisiana's largest medical school and only dental school as well as the No. 4 nursing school in the nation.
- LSU Health Sciences Centers rank No. 5 nationally for keeping Louisiana students in state for medical studies and keeping physicians in Louisiana upon graduation.
- The LSUHSC-NO is home to eight Centers of Excellence, including the Alcohol and Drug Abuse Center, the Cardiovascular Center, the Epilepsy Center, the Eye Center, the Louisiana Vaccine Center, the Neuroscience Center, the Oral and Craniofacial Biology Center, and the Stanley S. Scott Cancer Center.
- LSU holds over \$30 million in grants aiding oil and gas discovery, extraction, processing, and storage and \$12 million related to biofuels produced in Louisiana.
- LSU holds more than \$8 million in research grants dedicated to protecting Louisiana's \$4.6 billion seafood industry.
- LSU holds more than \$65 million in research grants dedicated to protecting Louisiana's coast.
- LSU faculty from various fields are testing new, low-cost residential construction materials to protect the homes of low-income families in hurricane-prone coastal areas.
- Using advanced methods, LSU predicts how relative sea level rise, tides, wind waves, and hurricane storm surge affect flood maps and insurance rates and coastal development.



LSU Impact on Your District's Healthcare

4,697

PATIENTS TREATED
LSU HEALTH SCIENCES
CENTER NEW ORLEANS

4

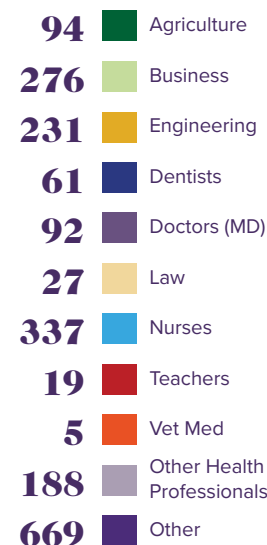
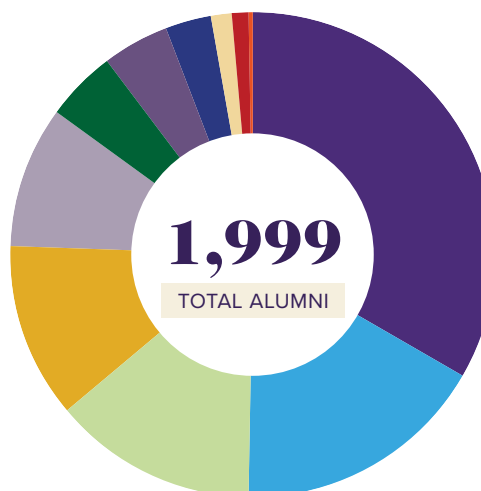
PATIENTS TREATED
LSU HEALTH SCIENCES
CENTER SHREVEPORT

112

TOTAL EMPLOYEES
FROM ALL CAMPUSES



Breakdown of LSU Alumni Working in Your District





LSU Enrollment From Your District



601

TOTAL STUDENTS

10 LSUHSC-S
121 LSUHSC-NO
11 LSUS
0 LSUE
4 LSUA
455 LSU



LSU Economic Impact on Your District's Parishes



\$398,789,774

PARISHES THAT BENEFIT

JEFFERSON



Recipients of TOPS and Need-Based Financial Aid

291

TOPS SCHOLARSHIP

101

PELL GRANT

52

GO GRANT



Notable LSU Achievements in Your Region

- LSUHSC-NO houses Louisiana's largest medical school and only dental school as well as the No. 4 nursing school in the nation.
- LSU Health Sciences Centers rank No. 5 nationally for keeping Louisiana students in state for medical studies and keeping physicians in Louisiana upon graduation.
- The LSUHSC-NO is home to eight Centers of Excellence, including the Alcohol and Drug Abuse Center, the Cardiovascular Center, the Epilepsy Center, the Eye Center, the Louisiana Vaccine Center, the Neuroscience Center, the Oral and Craniofacial Biology Center, and the Stanley S. Scott Cancer Center.
- LSU holds over \$30 million in grants aiding oil and gas discovery, extraction, processing, and storage and \$12 million related to biofuels produced in Louisiana.
- LSU holds more than \$8 million in research grants dedicated to protecting Louisiana's \$4.6 billion seafood industry.
- LSU holds more than \$65 million in research grants dedicated to protecting Louisiana's coast.
- LSU faculty from various fields are testing new, low-cost residential construction materials to protect the homes of low-income families in hurricane-prone coastal areas.
- Using advanced methods, LSU predicts how relative sea level rise, tides, wind waves, and hurricane storm surge affect flood maps and insurance rates and coastal development.



LSU Impact on Your District's Healthcare

6,180

PATIENTS TREATED
LSU HEALTH SCIENCES
CENTER NEW ORLEANS

3

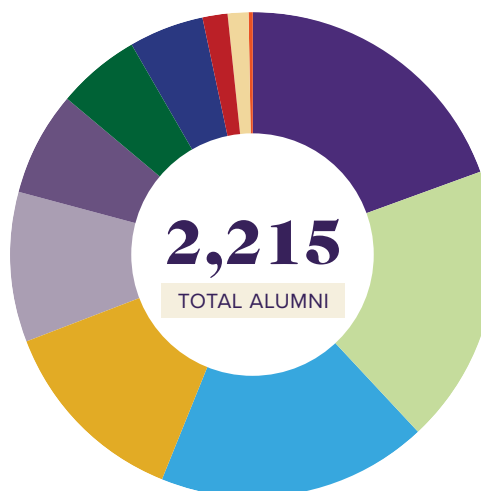
PATIENTS TREATED
LSU HEALTH SCIENCES
CENTER SHREVEPORT

145

TOTAL EMPLOYEES
FROM ALL CAMPUSES



Breakdown of LSU Alumni Working in Your District




2,215

TOTAL ALUMNI

121 Agriculture
407 Business
285 Engineering
111 Dentists
158 Doctors (MD)
28 Law
406 Nurses
36 Teachers
6 Vet Med
221 Other Health Professionals
436 Other

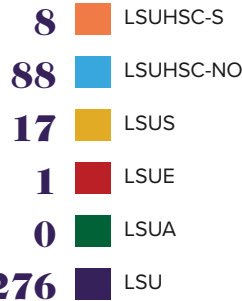


LSU Enrollment From Your District



390

TOTAL STUDENTS



Notable LSU Achievements in Your Region

- LSUHSC-NO houses Louisiana's largest medical school and only dental school as well as the No. 4 nursing school in the nation.
- LSU Health Sciences Centers rank No. 5 nationally for keeping Louisiana students in state for medical studies and keeping physicians in Louisiana upon graduation.
- The LSUHSC-NO is home to eight Centers of Excellence, including the Alcohol and Drug Abuse Center, the Cardiovascular Center, the Epilepsy Center, the Eye Center, the Louisiana Vaccine Center, the Neuroscience Center, the Oral and Craniofacial Biology Center, and the Stanley S. Scott Cancer Center.
- LSU holds over \$30 million in grants aiding oil and gas discovery, extraction, processing, and storage and \$12 million related to biofuels produced in Louisiana.
- LSU holds more than \$8 million in research grants dedicated to protecting Louisiana's \$4.6 billion seafood industry.
- LSU holds more than \$65 million in research grants dedicated to protecting Louisiana's coast.
- LSU faculty from various fields are testing new, low-cost residential construction materials to protect the homes of low-income families in hurricane-prone coastal areas.
- Using advanced methods, LSU predicts how relative sea level rise, tides, wind waves, and hurricane storm surge affect flood maps and insurance rates and coastal development.



LSU Economic Impact on Your District's Parishes



\$398,789,774

PARISHES THAT BENEFIT

JEFFERSON



Recipients of TOPS and Need-Based Financial Aid

180

TOPS SCHOLARSHIP

63

PELL GRANT

33

GO GRANT



LSU Impact on Your District's Healthcare

4,805

PATIENTS TREATED
LSU HEALTH SCIENCES
CENTER NEW ORLEANS

6

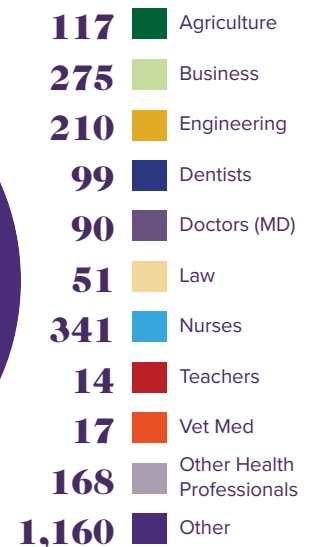
PATIENTS TREATED
LSU HEALTH SCIENCES
CENTER SHREVEPORT

128

TOTAL EMPLOYEES
FROM ALL CAMPUSES




Breakdown of LSU Alumni Working in Your District






LSU Enrollment From Your District



261

TOTAL STUDENTS



Notable LSU Achievements in Your Region

- LSU has a combined research portfolio of \$488 million across its flagship campus, the LSU AgCenter, and Pennington Biomedical Research Center.
- LSU is in the elite one percent of U.S. universities having land-, sea-, and space-grant status.
- LSU is home to the nation's largest working model of the lower Mississippi River, where faculty study how river mud moves to speed up land growth and slow down erosion.
- LSU's flagship campus enrolls more than 1,400 high school students across the state in dual enrollment courses, allowing them to earn both LSU and high school credit at the same time.
- LSUHSC-NO employs over 180 physician faculty who are instrumental in treating the area's underserved community at Our Lady of the Lake and Woman's Hospital.
- Pennington Biomedical Research Center hosts educational health and wellness events such as the Irene W. Pennington Wellness Day for Women and the Parkinson's Conference.
- LSU AgCenter partners with the Sugar Cane League and USDA on numerous projects, including plant development, harvesting techniques, and soil fertility, to support the \$998.3 million industry.
- AgMagic at LSU AgCenter, held annually for the last 15 years at the Parker Coliseum on the flagship campus, brings school groups and the public together to experience agriculture, learning about where food and fiber comes from. This event reaches 10,000 to 12,000 individuals a year.



LSU Economic Impact on Your District's Parishes



\$244,540,414

PARISHES THAT BENEFIT

ASCENSION
LIVINGSTON
ST. JAMES
ST. JOHN



Recipients of TOPS and Need-Based Financial Aid

140

TOPS SCHOLARSHIP

51

PELL GRANT

24

GO GRANT



LSU Impact on Your District's Healthcare

2,388

PATIENTS TREATED
LSU HEALTH SCIENCES
CENTER NEW ORLEANS

10

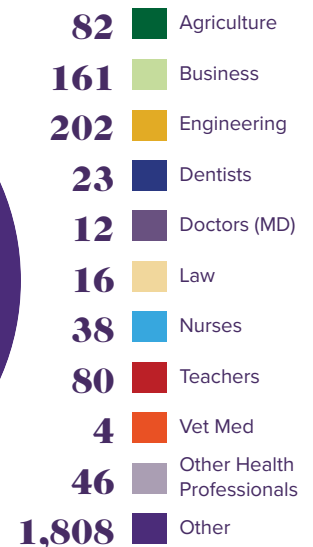
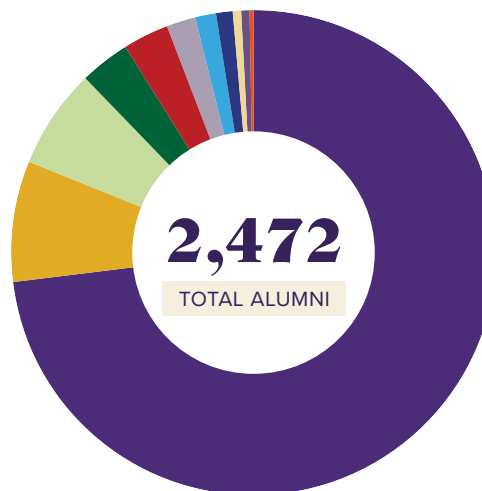
PATIENTS TREATED
LSU HEALTH SCIENCES
CENTER SHREVEPORT

71

TOTAL EMPLOYEES
FROM ALL CAMPUSES




Breakdown of LSU Alumni Working in Your District






LSU Enrollment From Your District



488

TOTAL STUDENTS



Notable LSU Achievements in Your Region

- LSUHSC-NO houses Louisiana's largest medical school and only dental school as well as the No. 4 nursing school in the nation.
- LSU Health Sciences Centers rank No. 5 nationally for keeping Louisiana students in state for medical studies and keeping physicians in Louisiana upon graduation.
- The LSUHSC-NO is home to eight Centers of Excellence, including the Alcohol and Drug Abuse Center, the Cardiovascular Center, the Epilepsy Center, the Eye Center, the Louisiana Vaccine Center, the Neuroscience Center, the Oral and Craniofacial Biology Center, and the Stanley S. Scott Cancer Center.
- LSU holds over \$30 million in grants aiding oil and gas discovery, extraction, processing, and storage and \$12 million related to biofuels produced in Louisiana.
- LSU holds more than \$8 million in research grants dedicated to protecting Louisiana's \$4.6 billion seafood industry.
- LSU holds more than \$65 million in research grants dedicated to protecting Louisiana's coast.
- LSU faculty from various fields are testing new, low-cost residential construction materials to protect the homes of low-income families in hurricane-prone coastal areas.
- Using advanced methods, LSU predicts how relative sea level rise, tides, wind waves, and hurricane storm surge affect flood maps and insurance rates and coastal development.



LSU Economic Impact on Your District's Parishes



\$398,789,774

PARISHES THAT BENEFIT

JEFFERSON



Recipients of TOPS and Need-Based Financial Aid

237

TOPS SCHOLARSHIP

82

PELL GRANT

42

GO GRANT



LSU Impact on Your District's Healthcare

4,573

PATIENTS TREATED
LSU HEALTH SCIENCES
CENTER NEW ORLEANS

4

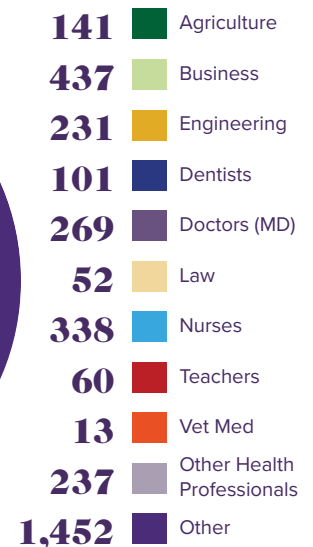
PATIENTS TREATED
LSU HEALTH SCIENCES
CENTER SHREVEPORT

196

TOTAL EMPLOYEES
FROM ALL CAMPUSES




Breakdown of LSU Alumni Working in Your District



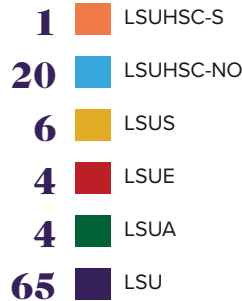


LSU Enrollment From Your District



100

TOTAL STUDENTS



Notable LSU Achievements in Your Region

- LSUHSC-NO houses Louisiana's largest medical school and only dental school as well as the No. 4 nursing school in the nation.
- LSU Health Sciences Centers rank No. 5 nationally for keeping Louisiana students in state for medical studies and keeping physicians in Louisiana upon graduation.
- The LSUHSC-NO is home to eight Centers of Excellence, including the Alcohol and Drug Abuse Center, the Cardiovascular Center, the Epilepsy Center, the Eye Center, the Louisiana Vaccine Center, the Neuroscience Center, the Oral and Craniofacial Biology Center, and the Stanley S. Scott Cancer Center.
- LSU holds over \$30 million in grants aiding oil and gas discovery, extraction, processing, and storage and \$12 million related to biofuels produced in Louisiana.
- LSU holds more than \$8 million in research grants dedicated to protecting Louisiana's \$4.6 billion seafood industry.
- LSU holds more than \$65 million in research grants dedicated to protecting Louisiana's coast.
- LSU faculty from various fields are testing new, low-cost residential construction materials to protect the homes of low-income families in hurricane-prone coastal areas.
- Using advanced methods, LSU predicts how relative sea level rise, tides, wind waves, and hurricane storm surge affect flood maps and insurance rates and coastal development.



LSU Economic Impact on Your District's Parishes



\$398,789,774

PARISHES THAT BENEFIT

JEFFERSON



Recipients of TOPS and Need-Based Financial Aid

45

TOPS SCHOLARSHIP

20

PELL GRANT

9

GO GRANT



LSU Impact on Your District's Healthcare

5,196

PATIENTS TREATED
LSU HEALTH SCIENCES
CENTER NEW ORLEANS

1

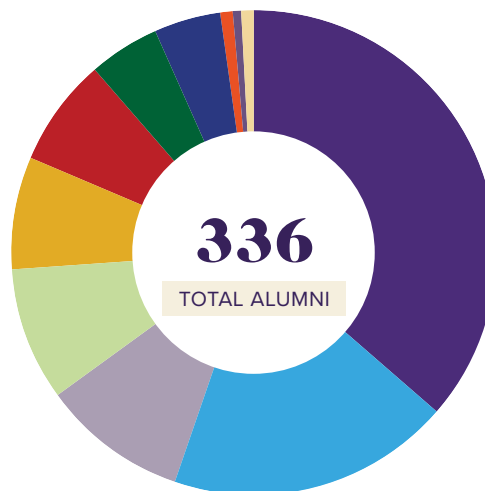
PATIENTS TREATED
LSU HEALTH SCIENCES
CENTER SHREVEPORT

27

TOTAL EMPLOYEES
FROM ALL CAMPUSES

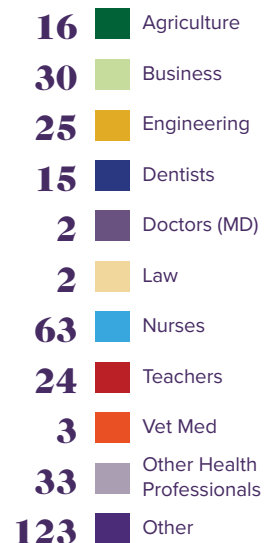


Breakdown of LSU Alumni Working in Your District




336

TOTAL ALUMNI






LSU Enrollment From Your District



232

TOTAL STUDENTS



Notable LSU Achievements in Your Region

- LSUHSC-NO houses Louisiana's largest medical school and only dental school as well as the No. 4 nursing school in the nation.
- LSU Health Sciences Centers rank No. 5 nationally for keeping Louisiana students in state for medical studies and keeping physicians in Louisiana upon graduation.
- The LSUHSC-NO is home to eight Centers of Excellence, including the Alcohol and Drug Abuse Center, the Cardiovascular Center, the Epilepsy Center, the Eye Center, the Louisiana Vaccine Center, the Neuroscience Center, the Oral and Craniofacial Biology Center, and the Stanley S. Scott Cancer Center.
- LSU holds over \$30 million in grants aiding oil and gas discovery, extraction, processing, and storage and \$12 million related to biofuels produced in Louisiana.
- LSU holds more than \$8 million in research grants dedicated to protecting Louisiana's \$4.6 billion seafood industry.
- LSU holds more than \$65 million in research grants dedicated to protecting Louisiana's coast.
- LSU faculty from various fields are testing new, low-cost residential construction materials to protect the homes of low-income families in hurricane-prone coastal areas.
- Using advanced methods, LSU predicts how relative sea level rise, tides, wind waves, and hurricane storm surge affect flood maps and insurance rates and coastal development.



LSU Economic Impact on Your District's Parishes



\$398,789,774

PARISHES THAT BENEFIT

JEFFERSON



Recipients of TOPS and Need-Based Financial Aid

107

TOPS SCHOLARSHIP

40

PELL GRANT

20

GO GRANT



LSU Impact on Your District's Healthcare

4,685

PATIENTS TREATED
LSU HEALTH SCIENCES
CENTER NEW ORLEANS

6

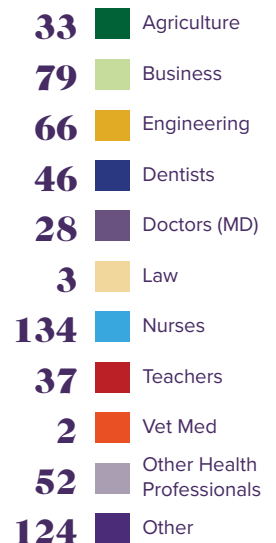
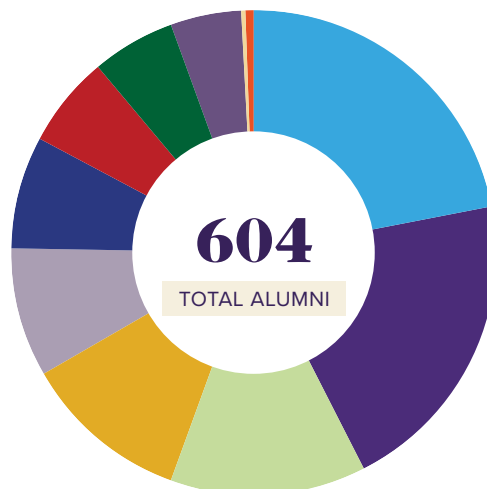
PATIENTS TREATED
LSU HEALTH SCIENCES
CENTER SHREVEPORT

51

TOTAL EMPLOYEES
FROM ALL CAMPUSES



Breakdown of LSU Alumni Working in Your District






LSU Enrollment From Your District



185

TOTAL STUDENTS



Notable LSU Achievements in Your Region

- LSUHSC-NO houses Louisiana's largest medical school and only dental school as well as the No. 4 nursing school in the nation.
- LSU Health Sciences Centers rank No. 5 nationally for keeping Louisiana students in state for medical studies and keeping physicians in Louisiana upon graduation.
- The LSUHSC-NO is home to eight Centers of Excellence, including the Alcohol and Drug Abuse Center, the Cardiovascular Center, the Epilepsy Center, the Eye Center, the Louisiana Vaccine Center, the Neuroscience Center, the Oral and Craniofacial Biology Center, and the Stanley S. Scott Cancer Center.
- LSU holds over \$30 million in grants aiding oil and gas discovery, extraction, processing, and storage and \$12 million related to biofuels produced in Louisiana.
- LSU holds more than \$8 million in research grants dedicated to protecting Louisiana's \$4.6 billion seafood industry.
- LSU holds more than \$65 million in research grants dedicated to protecting Louisiana's coast.
- LSU faculty from various fields are testing new, low-cost residential construction materials to protect the homes of low-income families in hurricane-prone coastal areas.
- Using advanced methods, LSU predicts how relative sea level rise, tides, wind waves, and hurricane storm surge affect flood maps and insurance rates and coastal development.



LSU Economic Impact on Your District's Parishes



\$398,789,774

PARISHES THAT BENEFIT

JEFFERSON



Recipients of TOPS and Need-Based Financial Aid

85

TOPS SCHOLARSHIP

30

PELL GRANT

16

GO GRANT



LSU Impact on Your District's Healthcare

5,329

PATIENTS TREATED
LSU HEALTH SCIENCES
CENTER NEW ORLEANS

4

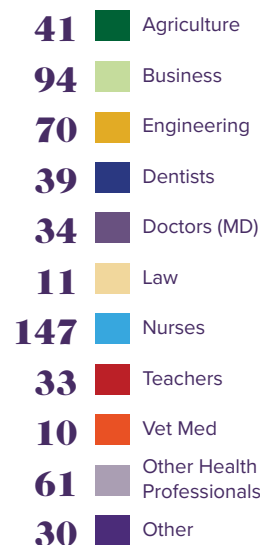
PATIENTS TREATED
LSU HEALTH SCIENCES
CENTER SHREVEPORT

53

TOTAL EMPLOYEES
FROM ALL CAMPUSES



Breakdown of LSU Alumni Working in Your District





LSU Enrollment From Your District



158

TOTAL STUDENTS

3	LSUHSC-S
15	LSUHSC-NO
13	LSUS
0	LSUE
5	LSUA
122	LSU



Notable LSU Achievements in Your Region

- The LSU AgCenter's Southeast Research Station—a state-of-the-art dairy operation with the latest in time-saving and cost-saving equipment—is at the center of the dairy-producing region of both Louisiana and Mississippi and, through a Memorandum of Understanding, serves both states.
- Located in Washington Parish, LSU's Lee Memorial Forest consists of over 1,200 acres of managed timberland and is a vital research and teaching resource for the LSU AgCenter.
- The LSU AgCenter's Hammond Research Station focuses on the nursery industry and is home to the Louisiana Super Plants Program, which studies plants that thrive in certain parts of Louisiana.
- LSU faculty from various fields are testing new, low-cost residential construction materials to protect the homes of low-income families in hurricane-prone coastal areas.
- Using advanced methods, LSU predicts how relative sea level rise, tides, wind waves, and hurricane storm surge affect flood maps and insurance rates and coastal development.
- LSU Health Sciences Centers rank No. 5 nationally for keeping Louisiana students in state for medical studies and keeping physicians in Louisiana upon graduation.
- LSUHSC-NO houses Louisiana's oldest and largest medical school and only dental school as well as the No. 4 nursing school in the nation.
- The Shell Youth Wetland Education Program (SWYEP) began in 2010 as a partnership with Louisiana Sea Grant, 4-H Youth Wetland Program, and Shell Robert Training Facility to teach Tangipahoa Parish youth about wetlands associated with plants, animals, and habitat importance. A total of 450 youth and 75 adults have participated in this event.



LSU Economic Impact on Your District's Parishes



\$107,969,231

PARISHES THAT BENEFIT

TANGIPAHOA



Recipients of TOPS and Need-Based Financial Aid

78

TOPS SCHOLARSHIP

32

PELL GRANT

15

GO GRANT



LSU Impact on Your District's Healthcare

1,566

PATIENTS TREATED
LSU HEALTH SCIENCES
CENTER NEW ORLEANS

17

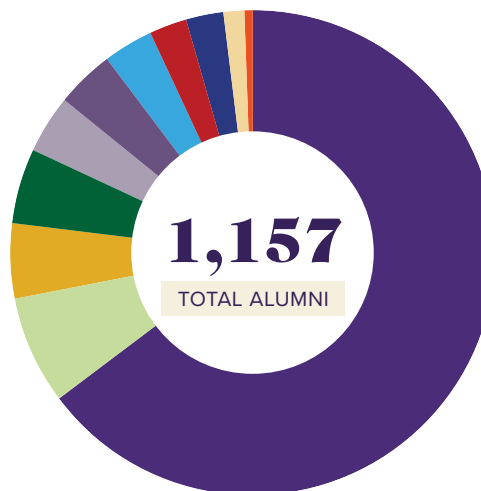
PATIENTS TREATED
LSU HEALTH SCIENCES
CENTER SHREVEPORT

36

TOTAL EMPLOYEES
FROM ALL CAMPUSES



Breakdown of LSU Alumni Working in Your District



1,157

TOTAL ALUMNI

58	Agriculture
83	Business
59	Engineering
30	Dentists
43	Doctors (MD)
14	Law
38	Nurses
30	Teachers
6	Vet Med
46	Other Health Professionals
750	Other

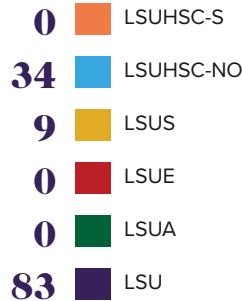


LSU Enrollment From Your District



126

TOTAL STUDENTS



Notable LSU Achievements in Your Region

- LSUHSC-NO houses Louisiana's largest medical school and only dental school as well as the No. 4 nursing school in the nation.
- LSU Health Sciences Centers rank No. 5 nationally for keeping Louisiana students in state for medical studies and keeping physicians in Louisiana upon graduation.
- The LSUHSC-NO is home to eight Centers of Excellence, including the Alcohol and Drug Abuse Center, the Cardiovascular Center, the Epilepsy Center, the Eye Center, the Louisiana Vaccine Center, the Neuroscience Center, the Oral and Craniofacial Biology Center, and the Stanley S. Scott Cancer Center.
- LSU holds over \$30 million in grants aiding oil and gas discovery, extraction, processing, and storage and \$12 million related to biofuels produced in Louisiana.
- LSU holds more than \$8 million in research grants dedicated to protecting Louisiana's \$4.6 billion seafood industry.
- LSU holds more than \$65 million in research grants dedicated to protecting Louisiana's coast.
- LSU faculty from various fields are testing new, low-cost residential construction materials to protect the homes of low-income families in hurricane-prone coastal areas.
- Using advanced methods, LSU predicts how relative sea level rise, tides, wind waves, and hurricane storm surge affect flood maps and insurance rates and coastal development.



LSU Economic Impact on Your District's Parishes



\$398,789,774

PARISHES THAT BENEFIT

JEFFERSON



Recipients of TOPS and Need-Based Financial Aid

56

TOPS SCHOLARSHIP

20

PELL GRANT

11

GO GRANT



LSU Impact on Your District's Healthcare

5,016

PATIENTS TREATED
LSU HEALTH SCIENCES
CENTER NEW ORLEANS

5

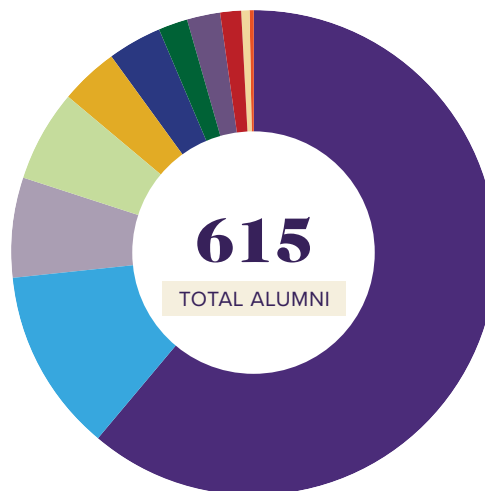
PATIENTS TREATED
LSU HEALTH SCIENCES
CENTER SHREVEPORT

39

TOTAL EMPLOYEES
FROM ALL CAMPUSES

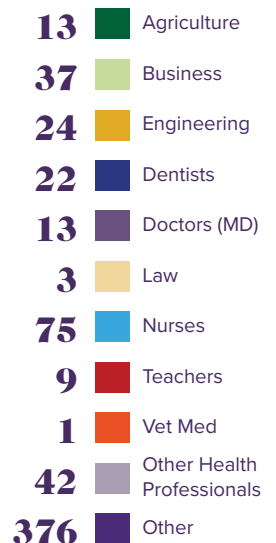


Breakdown of LSU Alumni Working in Your District




615

TOTAL ALUMNI



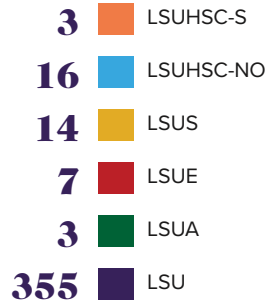


LSU Enrollment From Your District



398

TOTAL STUDENTS



Notable LSU Achievements in Your Region

- LSU has a combined research portfolio of \$488 million across its flagship campus, the LSU AgCenter, and Pennington Biomedical Research Center.
- LSU is in the elite one percent of U.S. universities having land-, sea-, and space-grant status.
- LSU is home to the nation's largest working model of the lower Mississippi River, where faculty study how river mud moves to speed up land growth and slow down erosion.
- LSU's flagship campus enrolls more than 1,400 high school students across the state in dual enrollment courses, allowing them to earn both LSU and high school credit at the same time.
- LSUHSC-NO employs over 180 physician faculty who are instrumental in treating the area's underserved community at Our Lady of the Lake and Woman's Hospital.
- Pennington Biomedical Research Center hosts educational health and wellness events such as the Irene W. Pennington Wellness Day for Women and the Parkinson's Conference.
- LSU AgCenter partners with the Sugar Cane League and USDA on numerous projects, including plant development, harvesting techniques, and soil fertility, to support the \$998.3 million industry.
- AgMagic at LSU AgCenter, held annually for the last 15 years at the Parker Coliseum on the flagship campus, brings school groups and the public together to experience agriculture, learning about where food and fiber comes from. This event reaches 10,000 to 12,000 individuals a year.



LSU Economic Impact on Your District's Parishes



\$121,970,344

PARISHES THAT BENEFIT

ASCENSION



Recipients of TOPS and Need-Based Financial Aid

217

TOPS SCHOLARSHIP

85

PELL GRANT

38

GO GRANT



LSU Impact on Your District's Healthcare

1,466

PATIENTS TREATED
LSU HEALTH SCIENCES
CENTER NEW ORLEANS

11

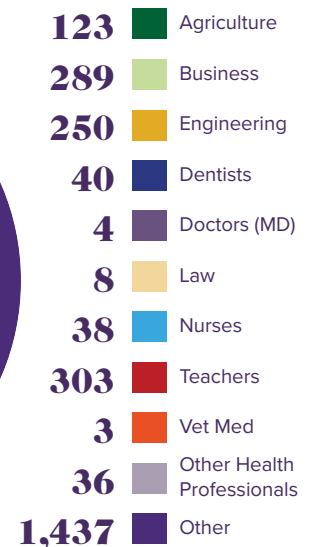
PATIENTS TREATED
LSU HEALTH SCIENCES
CENTER SHREVEPORT

107

TOTAL EMPLOYEES
FROM ALL CAMPUSES




Breakdown of LSU Alumni Working in Your District





LSU Enrollment From Your District



850

TOTAL STUDENTS

16 LSUHSC-S
88 LSUHSC-NO
12 LSUS
1 LSUE
4 LSUA
729 LSU



LSU Economic Impact on Your District's Parishes



\$130,743,360

PARISHES THAT BENEFIT

ST. TAMMANY



Recipients of TOPS and Need-Based Financial Aid

448

TOPS SCHOLARSHIP

159

PELL GRANT

77

GO GRANT



Notable LSU Achievements in Your Region

- LSUHSC-NO houses Louisiana's largest medical school and only dental school as well as the No. 4 nursing school in the nation.
- LSU Health Sciences Centers rank No. 5 nationally for keeping Louisiana students in state for medical studies and keeping physicians in Louisiana upon graduation.
- The LSUHSC-NO is home to eight Centers of Excellence, including the Alcohol and Drug Abuse Center, the Cardiovascular Center, the Epilepsy Center, the Eye Center, the Louisiana Vaccine Center, the Neuroscience Center, the Oral and Craniofacial Biology Center, and the Stanley S. Scott Cancer Center.
- LSU holds over \$30 million in grants aiding oil and gas discovery, extraction, processing, and storage and \$12 million related to biofuels produced in Louisiana.
- LSU holds more than \$8 million in research grants dedicated to protecting Louisiana's \$4.6 billion seafood industry.
- LSU holds more than \$65 million in research grants dedicated to protecting Louisiana's coast.
- LSU faculty from various fields are testing new, low-cost residential construction materials to protect the homes of low-income families in hurricane-prone coastal areas.
- Using advanced methods, LSU predicts how relative sea level rise, tides, wind waves, and hurricane storm surge affect flood maps and insurance rates and coastal development.



LSU Impact on Your District's Healthcare

1,439

PATIENTS TREATED
LSU HEALTH SCIENCES
CENTER NEW ORLEANS

9

PATIENTS TREATED
LSU HEALTH SCIENCES
CENTER SHREVEPORT

72

TOTAL EMPLOYEES
FROM ALL CAMPUSES




Breakdown of LSU Alumni Working in Your District



183 Agriculture
642 Business
393 Engineering
116 Dentists
173 Doctors (MD)
59 Law
325 Nurses
67 Teachers
22 Vet Med
205 Other Health Professionals
1,065 Other




LSU Enrollment From Your District



243

TOTAL STUDENTS



LSU Economic Impact on Your District's Parishes



\$130,743,360

PARISHES THAT BENEFIT

ST. TAMMANY



Recipients of TOPS and Need-Based Financial Aid

124

TOPS SCHOLARSHIP

47

PELL GRANT

23

GO GRANT



Notable LSU Achievements in Your Region

- LSUHSC-NO houses Louisiana's largest medical school and only dental school as well as the No. 4 nursing school in the nation.
- LSU Health Sciences Centers rank No. 5 nationally for keeping Louisiana students in state for medical studies and keeping physicians in Louisiana upon graduation.
- The LSUHSC-NO is home to eight Centers of Excellence, including the Alcohol and Drug Abuse Center, the Cardiovascular Center, the Epilepsy Center, the Eye Center, the Louisiana Vaccine Center, the Neuroscience Center, the Oral and Craniofacial Biology Center, and the Stanley S. Scott Cancer Center.
- LSU holds over \$30 million in grants aiding oil and gas discovery, extraction, processing, and storage and \$12 million related to biofuels produced in Louisiana.
- LSU holds more than \$8 million in research grants dedicated to protecting Louisiana's \$4.6 billion seafood industry.
- LSU holds more than \$65 million in research grants dedicated to protecting Louisiana's coast.
- LSU faculty from various fields are testing new, low-cost residential construction materials to protect the homes of low-income families in hurricane-prone coastal areas.
- Using advanced methods, LSU predicts how relative sea level rise, tides, wind waves, and hurricane storm surge affect flood maps and insurance rates and coastal development.



LSU Impact on Your District's Healthcare

1,886

PATIENTS TREATED
LSU HEALTH SCIENCES
CENTER NEW ORLEANS

7

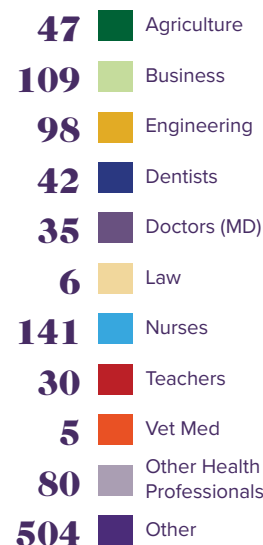
PATIENTS TREATED
LSU HEALTH SCIENCES
CENTER SHREVEPORT

37

TOTAL EMPLOYEES
FROM ALL CAMPUSES




Breakdown of LSU Alumni Working in Your District





LSU Enrollment From Your District



167

TOTAL STUDENTS

2	LSUHSC-S
80	LSUHSC-NO
16	LSUS
0	LSUE
2	LSUA
67	LSU



LSU Economic Impact on Your District's Parishes



\$765,043,677

PARISHES THAT BENEFIT

ORLEANS



Recipients of TOPS and Need-Based Financial Aid

55

TOPS SCHOLARSHIP

20

PELL GRANT

13

GO GRANT



Notable LSU Achievements in Your Region

- LSUHSC-NO houses Louisiana's largest medical school and only dental school as well as the No. 4 nursing school in the nation.
- LSU Health Sciences Centers rank No. 5 nationally for keeping Louisiana students in state for medical studies and keeping physicians in Louisiana upon graduation.
- The LSUHSC-NO is home to eight Centers of Excellence, including the Alcohol and Drug Abuse Center, the Cardiovascular Center, the Epilepsy Center, the Eye Center, the Louisiana Vaccine Center, the Neuroscience Center, the Oral and Craniofacial Biology Center, and the Stanley S. Scott Cancer Center.
- LSU holds over \$30 million in grants aiding oil and gas discovery, extraction, processing, and storage and \$12 million related to biofuels produced in Louisiana.
- LSU holds more than \$8 million in research grants dedicated to protecting Louisiana's \$4.6 billion seafood industry.
- LSU holds more than \$65 million in research grants dedicated to protecting Louisiana's coast.
- LSU faculty from various fields are testing new, low-cost residential construction materials to protect the homes of low-income families in hurricane-prone coastal areas.
- Using advanced methods, LSU predicts how relative sea level rise, tides, wind waves, and hurricane storm surge affect flood maps and insurance rates and coastal development.



LSU Impact on Your District's Healthcare

9,561

PATIENTS TREATED
LSU HEALTH SCIENCES
CENTER NEW ORLEANS

9

PATIENTS TREATED
LSU HEALTH SCIENCES
CENTER SHREVEPORT

261

TOTAL EMPLOYEES
FROM ALL CAMPUSES



Breakdown of LSU Alumni Working in Your District




2,131

TOTAL ALUMNI

58	Agriculture
158	Business
87	Engineering
51	Dentists
123	Doctors (MD)
44	Law
130	Nurses
8	Teachers
7	Vet Med
88	Other Health Professionals
1,377	Other

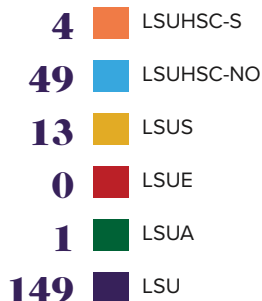


LSU Enrollment From Your District



216

TOTAL STUDENTS



LSU Economic Impact on Your District's Parishes



\$418,097,307

PARISHES THAT BENEFIT

JEFFERSON
ST. CHARLES



Recipients of TOPS and Need-Based Financial Aid

98

TOPS SCHOLARSHIP

35

PELL GRANT

19

GO GRANT



Notable LSU Achievements in Your Region

- LSUHSC-NO houses Louisiana's largest medical school and only dental school as well as the No. 4 nursing school in the nation.
- LSU Health Sciences Centers rank No. 5 nationally for keeping Louisiana students in state for medical studies and keeping physicians in Louisiana upon graduation.
- The LSUHSC-NO is home to eight Centers of Excellence, including the Alcohol and Drug Abuse Center, the Cardiovascular Center, the Epilepsy Center, the Eye Center, the Louisiana Vaccine Center, the Neuroscience Center, the Oral and Craniofacial Biology Center, and the Stanley S. Scott Cancer Center.
- LSU holds over \$30 million in grants aiding oil and gas discovery, extraction, processing, and storage and \$12 million related to biofuels produced in Louisiana.
- LSU holds more than \$8 million in research grants dedicated to protecting Louisiana's \$4.6 billion seafood industry.
- LSU holds more than \$65 million in research grants dedicated to protecting Louisiana's coast.
- LSU faculty from various fields are testing new, low-cost residential construction materials to protect the homes of low-income families in hurricane-prone coastal areas.
- Using advanced methods, LSU predicts how relative sea level rise, tides, wind waves, and hurricane storm surge affect flood maps and insurance rates and coastal development.



LSU Impact on Your District's Healthcare

7,772

PATIENTS TREATED
LSU HEALTH SCIENCES
CENTER NEW ORLEANS

2

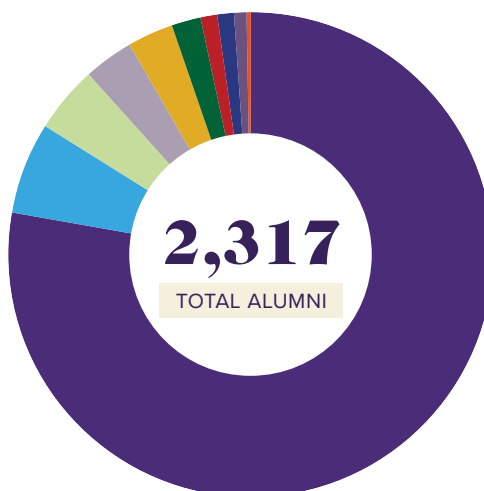
PATIENTS TREATED
LSU HEALTH SCIENCES
CENTER SHREVEPORT

38

TOTAL EMPLOYEES
FROM ALL CAMPUSES

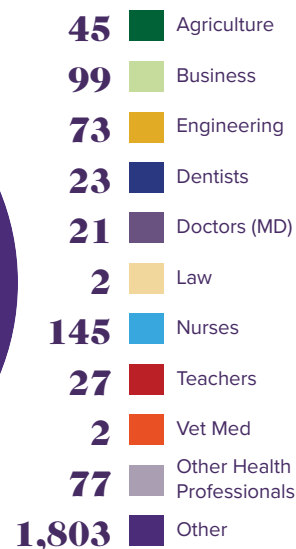


Breakdown of LSU Alumni Working in Your District




2,317

TOTAL ALUMNI






LSU Enrollment From Your District



129

TOTAL STUDENTS



Notable LSU Achievements in Your Region

- LSUHSC-NO houses Louisiana's largest medical school and only dental school as well as the No. 4 nursing school in the nation.
- LSU Health Sciences Centers rank No. 5 nationally for keeping Louisiana students in state for medical studies and keeping physicians in Louisiana upon graduation.
- The LSUHSC-NO is home to eight Centers of Excellence, including the Alcohol and Drug Abuse Center, the Cardiovascular Center, the Epilepsy Center, the Eye Center, the Louisiana Vaccine Center, the Neuroscience Center, the Oral and Craniofacial Biology Center, and the Stanley S. Scott Cancer Center.
- LSU holds over \$30 million in grants aiding oil and gas discovery, extraction, processing, and storage and \$12 million related to biofuels produced in Louisiana.
- LSU holds more than \$8 million in research grants dedicated to protecting Louisiana's \$4.6 billion seafood industry.
- LSU holds more than \$65 million in research grants dedicated to protecting Louisiana's coast.
- LSU faculty from various fields are testing new, low-cost residential construction materials to protect the homes of low-income families in hurricane-prone coastal areas.
- Using advanced methods, LSU predicts how relative sea level rise, tides, wind waves, and hurricane storm surge affect flood maps and insurance rates and coastal development.



LSU Economic Impact on Your District's Parishes



\$765,043,677

PARISHES THAT BENEFIT

ORLEANS



Recipients of TOPS and Need-Based Financial Aid

46

TOPS SCHOLARSHIP

16

PELL GRANT

10

GO GRANT



LSU Impact on Your District's Healthcare

10,456

PATIENTS TREATED
LSU HEALTH SCIENCES
CENTER NEW ORLEANS

15

PATIENTS TREATED
LSU HEALTH SCIENCES
CENTER SHREVEPORT

LSU Employment in Your District

355

TOTAL EMPLOYEES
FROM ALL CAMPUSES

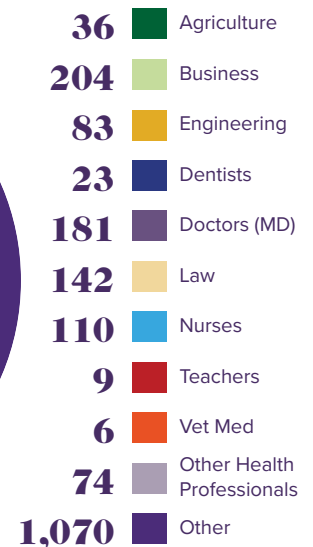


Breakdown of LSU Alumni Working in Your District



1,938


TOTAL ALUMNI



STATE HOUSE DISTRICT 94

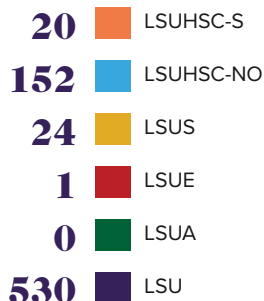


LSU Enrollment From Your District



727

TOTAL STUDENTS



LSU Economic Impact on Your District's Parishes



\$1,163,833,451

PARISHES THAT BENEFIT

JEFFERSON
ORLEANS



Recipients of TOPS and Need-Based Financial Aid

342

TOPS SCHOLARSHIP

118

PELL GRANT

62

GO GRANT



Notable LSU Achievements in Your Region

- LSUHSC-NO houses Louisiana's largest medical school and only dental school as well as the No. 4 nursing school in the nation.
- LSU Health Sciences Centers rank No. 5 nationally for keeping Louisiana students in state for medical studies and keeping physicians in Louisiana upon graduation.
- The LSUHSC-NO is home to eight Centers of Excellence, including the Alcohol and Drug Abuse Center, the Cardiovascular Center, the Epilepsy Center, the Eye Center, the Louisiana Vaccine Center, the Neuroscience Center, the Oral and Craniofacial Biology Center, and the Stanley S. Scott Cancer Center.
- LSU holds over \$30 million in grants aiding oil and gas discovery, extraction, processing, and storage and \$12 million related to biofuels produced in Louisiana.
- LSU holds more than \$8 million in research grants dedicated to protecting Louisiana's \$4.6 billion seafood industry.
- LSU holds more than \$65 million in research grants dedicated to protecting Louisiana's coast.
- LSU faculty from various fields are testing new, low-cost residential construction materials to protect the homes of low-income families in hurricane-prone coastal areas.
- Using advanced methods, LSU predicts how relative sea level rise, tides, wind waves, and hurricane storm surge affect flood maps and insurance rates and coastal development.



LSU Impact on Your District's Healthcare

5,304

PATIENTS TREATED
LSU HEALTH SCIENCES
CENTER NEW ORLEANS

2

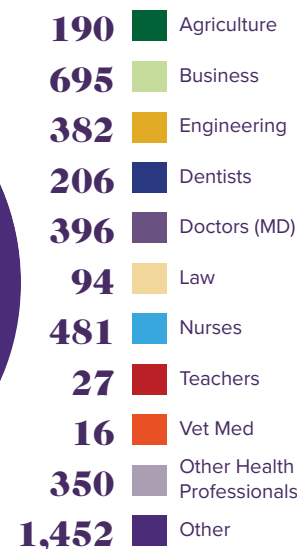
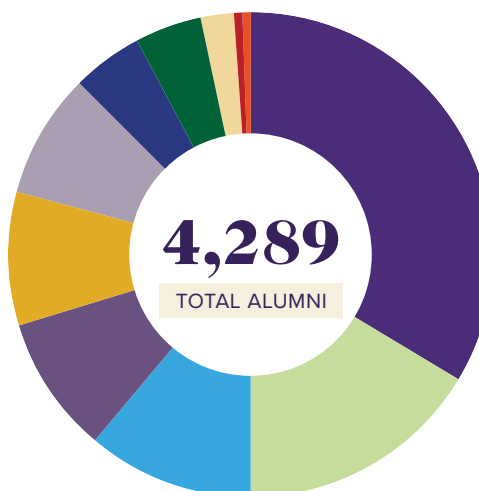
PATIENTS TREATED
LSU HEALTH SCIENCES
CENTER SHREVEPORT

351

TOTAL EMPLOYEES
FROM ALL CAMPUSES




Breakdown of LSU Alumni Working in Your District






LSU Enrollment From Your District



203

TOTAL STUDENTS



Notable LSU Achievements in Your Region

- The LSU AgCenter's Southeast Research Station—a state-of-the-art dairy operation with the latest in time-saving and cost-saving equipment—is at the center of the dairy-producing region of both Louisiana and Mississippi and, through a Memorandum of Understanding, serves both states.
- Located in Washington Parish, LSU's Lee Memorial Forest consists of over 1,200 acres of managed timberland and is a vital research and teaching resource for the LSU AgCenter.
- The LSU AgCenter's Hammond Research Station focuses on the nursery industry and is home to the Louisiana Super Plants Program, which studies plants that thrive in certain parts of Louisiana.
- LSU faculty from various fields are testing new, low-cost residential construction materials to protect the homes of low-income families in hurricane-prone coastal areas.
- Using advanced methods, LSU predicts how relative sea level rise, tides, wind waves, and hurricane storm surge affect flood maps and insurance rates and coastal development.
- LSU Health Sciences Centers rank No. 5 nationally for keeping Louisiana students in state for medical studies and keeping physicians in Louisiana upon graduation.
- LSUHSC-NO houses Louisiana's oldest and largest medical school and only dental school as well as the No. 4 nursing school in the nation.
- The Shell Youth Wetland Education Program (SWYEP) began in 2010 as a partnership with Louisiana Sea Grant, 4-H Youth Wetland Program, and Shell Robert Training Facility to teach Tangipahoa Parish youth about wetlands associated with plants, animals, and habitat importance. A total of 450 youth and 75 adults have participated in this event.



LSU Economic Impact on Your District's Parishes



\$106,329,335

PARISHES THAT BENEFIT

LIVINGSTON



Recipients of TOPS and Need-Based Financial Aid

109

TOPS SCHOLARSHIP

43

PELL GRANT

20

GO GRANT



LSU Impact on Your District's Healthcare

1,602

PATIENTS TREATED
LSU HEALTH SCIENCES
CENTER NEW ORLEANS

10

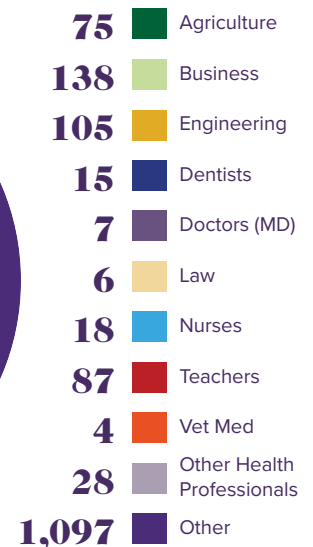
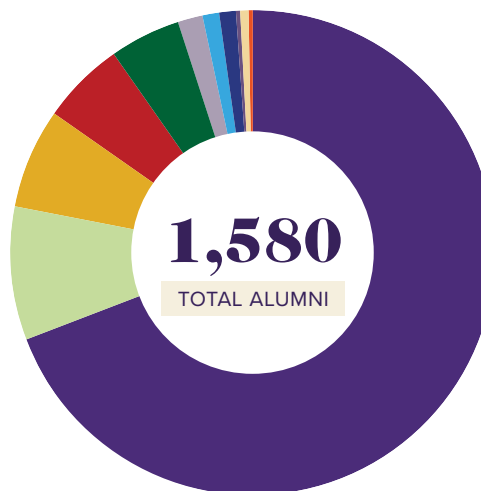
PATIENTS TREATED
LSU HEALTH SCIENCES
CENTER SHREVEPORT

96

TOTAL EMPLOYEES
FROM ALL CAMPUSES



Breakdown of LSU Alumni Working in Your District





LSU Enrollment From Your District



119

TOTAL STUDENTS

1	LSUHSC-S
10	LSUHSC-NO
5	LSUS
45	LSUE
11	LSUA
47	LSU



LSU Economic Impact on Your District's Parishes



\$95,886,246

PARISHES THAT BENEFIT

IBERIA
LAFAYETTE
ST. MARTIN



Recipients of TOPS and Need-Based Financial Aid

47

TOPS SCHOLARSHIP

47

PELL GRANT

11

GO GRANT



Notable LSU Achievements in Your Region

- LSU has \$70 million in active grants related to the coast, marshes, and aquaculture, all important aspects of Acadiana's way of life.
- LSU holds over \$30 million in grants aiding oil and gas discovery, extraction, processing, and storage and \$12 million related to biofuels produced in Louisiana.
- LSU holds more than \$8 million in research grants dedicated to protecting Louisiana's \$4.6 billion seafood industry.
- LSU Eunice serves nearly 700 high school students from 11 different parishes through its dual enrollment programs, allowing them to earn both LSU and high school credit at the same time.
- LSU Eunice partners with 18 hospitals in eight parishes to host on-site clinical training for students in healthcare workforce studies.
- Housed at University Hospital and Clinics in Lafayette, LSU Health Sciences Center New Orleans' Rural Scholars Track trains doctors to work in rural settings, potentially tuition free.
- For over 100 years, the H. Rouse Caffey Rice Research Station located in Rayne has supported the rice industry, now with an economic value of \$372.7 million to Louisiana.
- LSU AgCenter scientists at the Iberia Research Station are studying energy cane, a variety of sugarcane developed to produce fuel for the emerging biofuel market.



LSU Impact on Your District's Healthcare

2,430

PATIENTS TREATED
LSU HEALTH SCIENCES
CENTER NEW ORLEANS

61

PATIENTS TREATED
LSU HEALTH SCIENCES
CENTER SHREVEPORT

15

TOTAL EMPLOYEES
FROM ALL CAMPUSES




Breakdown of LSU Alumni Working in Your District



25	Agriculture
32	Business
21	Engineering
16	Dentists
13	Doctors (MD)
11	Law
8	Nurses
20	Teachers
3	Vet Med
15	Other Health Professionals
560	Other



LSU Enrollment From Your District



209

TOTAL STUDENTS

1	LSUHSC-S
58	LSUHSC-NO
20	LSUS
1	LSUE
2	LSUA
127	LSU



Notable LSU Achievements in Your Region

- LSUHSC-NO houses Louisiana's largest medical school and only dental school as well as the No. 4 nursing school in the nation.
- LSU Health Sciences Centers rank No. 5 nationally for keeping Louisiana students in state for medical studies and keeping physicians in Louisiana upon graduation.
- The LSUHSC-NO is home to eight Centers of Excellence, including the Alcohol and Drug Abuse Center, the Cardiovascular Center, the Epilepsy Center, the Eye Center, the Louisiana Vaccine Center, the Neuroscience Center, the Oral and Craniofacial Biology Center, and the Stanley S. Scott Cancer Center.
- LSU holds over \$30 million in grants aiding oil and gas discovery, extraction, processing, and storage and \$12 million related to biofuels produced in Louisiana.
- LSU holds more than \$8 million in research grants dedicated to protecting Louisiana's \$4.6 billion seafood industry.
- LSU holds more than \$65 million in research grants dedicated to protecting Louisiana's coast.
- LSU faculty from various fields are testing new, low-cost residential construction materials to protect the homes of low-income families in hurricane-prone coastal areas.
- Using advanced methods, LSU predicts how relative sea level rise, tides, wind waves, and hurricane storm surge affect flood maps and insurance rates and coastal development.



LSU Economic Impact on Your District's Parishes



\$765,043,677

PARISHES THAT BENEFIT

ORLEANS



Recipients of TOPS and Need-Based Financial Aid

88

TOPS SCHOLARSHIP

34

PELL GRANT

18

GO GRANT



LSU Impact on Your District's Healthcare

9,959

PATIENTS TREATED
LSU HEALTH SCIENCES
CENTER NEW ORLEANS

6

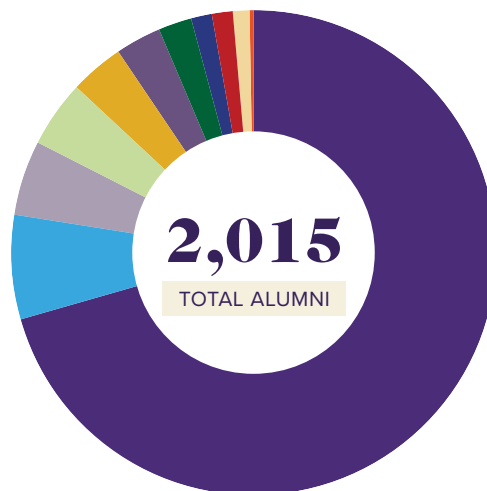
PATIENTS TREATED
LSU HEALTH SCIENCES
CENTER SHREVEPORT

209

TOTAL EMPLOYEES
FROM ALL CAMPUSES



Breakdown of LSU Alumni Working in Your District




2,015

TOTAL ALUMNI

45	Agriculture
90	Business
71	Engineering
30	Dentists
60	Doctors (MD)
20	Law
142	Nurses
28	Teachers
4	Vet Med
103	Other Health Professionals
1,422	Other

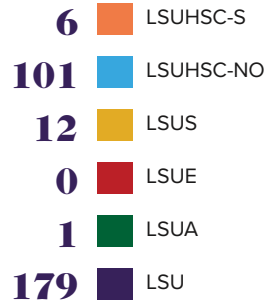


LSU Enrollment From Your District



299

TOTAL STUDENTS



Notable LSU Achievements in Your Region

- LSUHSC-NO houses Louisiana's largest medical school and only dental school as well as the No. 4 nursing school in the nation.
- LSU Health Sciences Centers rank No. 5 nationally for keeping Louisiana students in state for medical studies and keeping physicians in Louisiana upon graduation.
- The LSUHSC-NO is home to eight Centers of Excellence, including the Alcohol and Drug Abuse Center, the Cardiovascular Center, the Epilepsy Center, the Eye Center, the Louisiana Vaccine Center, the Neuroscience Center, the Oral and Craniofacial Biology Center, and the Stanley S. Scott Cancer Center.
- LSU holds over \$30 million in grants aiding oil and gas discovery, extraction, processing, and storage and \$12 million related to biofuels produced in Louisiana.
- LSU holds more than \$8 million in research grants dedicated to protecting Louisiana's \$4.6 billion seafood industry.
- LSU holds more than \$65 million in research grants dedicated to protecting Louisiana's coast.
- LSU faculty from various fields are testing new, low-cost residential construction materials to protect the homes of low-income families in hurricane-prone coastal areas.
- Using advanced methods, LSU predicts how relative sea level rise, tides, wind waves, and hurricane storm surge affect flood maps and insurance rates and coastal development.



LSU Economic Impact on Your District's Parishes



\$765,043,677

PARISHES THAT BENEFIT

ORLEANS



Recipients of TOPS and Need-Based Financial Aid

124

TOPS SCHOLARSHIP

41

PELL GRANT

24

GO GRANT



LSU Impact on Your District's Healthcare

5,016

PATIENTS TREATED
LSU HEALTH SCIENCES
CENTER NEW ORLEANS

3

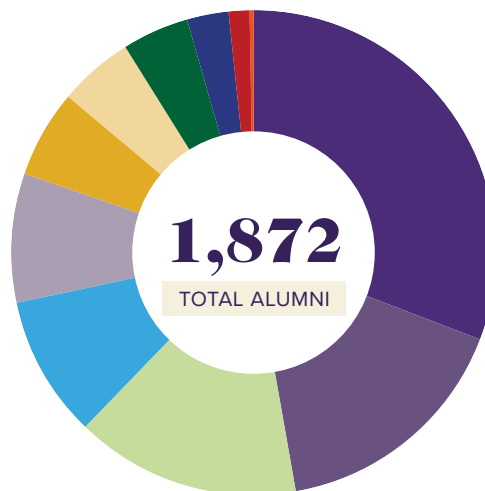
PATIENTS TREATED
LSU HEALTH SCIENCES
CENTER SHREVEPORT

319

TOTAL EMPLOYEES
FROM ALL CAMPUSES

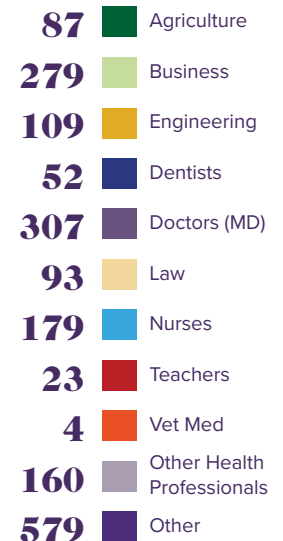


Breakdown of LSU Alumni Working in Your District



1,872

TOTAL ALUMNI






LSU Enrollment From Your District



88

TOTAL STUDENTS



Notable LSU Achievements in Your Region

- LSUHSC-NO houses Louisiana's largest medical school and only dental school as well as the No. 4 nursing school in the nation.
- LSU Health Sciences Centers rank No. 5 nationally for keeping Louisiana students in state for medical studies and keeping physicians in Louisiana upon graduation.
- The LSUHSC-NO is home to eight Centers of Excellence, including the Alcohol and Drug Abuse Center, the Cardiovascular Center, the Epilepsy Center, the Eye Center, the Louisiana Vaccine Center, the Neuroscience Center, the Oral and Craniofacial Biology Center, and the Stanley S. Scott Cancer Center.
- LSU holds over \$30 million in grants aiding oil and gas discovery, extraction, processing, and storage and \$12 million related to biofuels produced in Louisiana.
- LSU holds more than \$8 million in research grants dedicated to protecting Louisiana's \$4.6 billion seafood industry.
- LSU holds more than \$65 million in research grants dedicated to protecting Louisiana's coast.
- LSU faculty from various fields are testing new, low-cost residential construction materials to protect the homes of low-income families in hurricane-prone coastal areas.
- Using advanced methods, LSU predicts how relative sea level rise, tides, wind waves, and hurricane storm surge affect flood maps and insurance rates and coastal development.



LSU Economic Impact on Your District's Parishes



\$765,043,677

PARISHES THAT BENEFIT

ORLEANS



Recipients of TOPS and Need-Based Financial Aid

36

TOPS SCHOLARSHIP

14

PELL GRANT

8

GO GRANT



LSU Impact on Your District's Healthcare

11,087

PATIENTS TREATED
LSU HEALTH SCIENCES
CENTER NEW ORLEANS

6

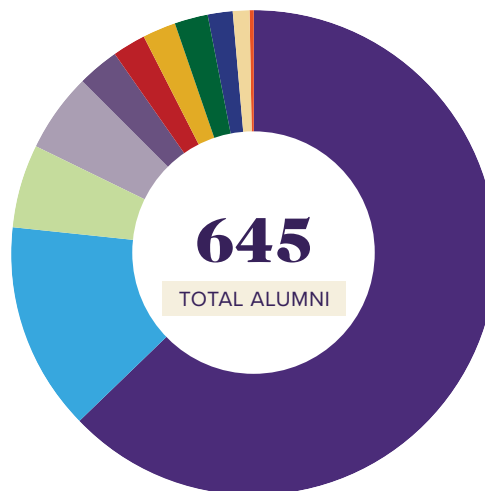
PATIENTS TREATED
LSU HEALTH SCIENCES
CENTER SHREVEPORT

97

TOTAL EMPLOYEES
FROM ALL CAMPUSES

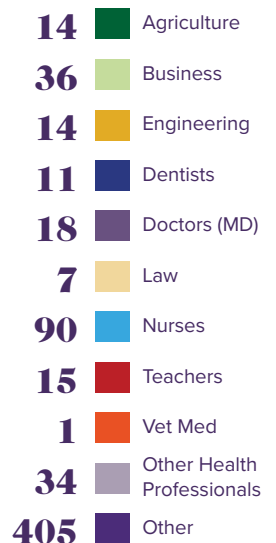


Breakdown of LSU Alumni Working in Your District



645

TOTAL ALUMNI





LSU Enrollment From Your District



173

TOTAL STUDENTS

2	LSUHSC-S
31	LSUHSC-NO
21	LSUS
0	LSUE
4	LSUA
115	LSU



Notable LSU Achievements in Your Region

- LSUHSC-NO houses Louisiana's largest medical school and only dental school as well as the No. 4 nursing school in the nation.
- LSU Health Sciences Centers rank No. 5 nationally for keeping Louisiana students in state for medical studies and keeping physicians in Louisiana upon graduation.
- The LSUHSC-NO is home to eight Centers of Excellence, including the Alcohol and Drug Abuse Center, the Cardiovascular Center, the Epilepsy Center, the Eye Center, the Louisiana Vaccine Center, the Neuroscience Center, the Oral and Craniofacial Biology Center, and the Stanley S. Scott Cancer Center.
- LSU holds over \$30 million in grants aiding oil and gas discovery, extraction, processing, and storage and \$12 million related to biofuels produced in Louisiana.
- LSU holds more than \$8 million in research grants dedicated to protecting Louisiana's \$4.6 billion seafood industry.
- LSU holds more than \$65 million in research grants dedicated to protecting Louisiana's coast.
- LSU faculty from various fields are testing new, low-cost residential construction materials to protect the homes of low-income families in hurricane-prone coastal areas.
- Using advanced methods, LSU predicts how relative sea level rise, tides, wind waves, and hurricane storm surge affect flood maps and insurance rates and coastal development.



LSU Economic Impact on Your District's Parishes



\$765,043,677

PARISHES THAT BENEFIT

ORLEANS



Recipients of TOPS and Need-Based Financial Aid

77

TOPS SCHOLARSHIP

32

PELL GRANT

16

GO GRANT



LSU Impact on Your District's Healthcare

7,745

PATIENTS TREATED
LSU HEALTH SCIENCES
CENTER NEW ORLEANS

4

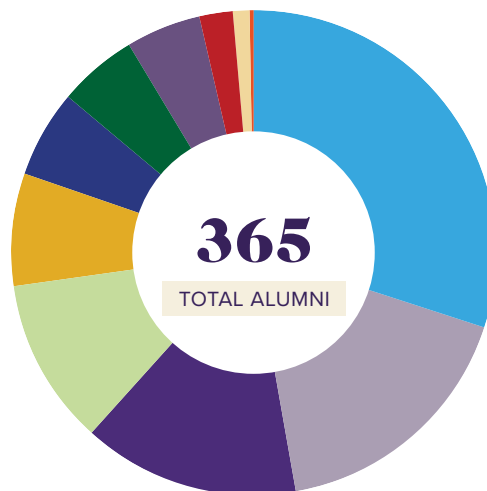
PATIENTS TREATED
LSU HEALTH SCIENCES
CENTER SHREVEPORT

76

TOTAL EMPLOYEES
FROM ALL CAMPUSES



Breakdown of LSU Alumni Working in Your District




365

TOTAL ALUMNI

19	Agriculture
40	Business
28	Engineering
21	Dentists
18	Doctors (MD)
4	Law
110	Nurses
8	Teachers
1	Vet Med
63	Other Health Professionals
53	Other



LSU Enrollment From Your District



337

TOTAL STUDENTS



Notable LSU Achievements in Your Region

- LSU has a combined research portfolio of \$488 million across its flagship campus, the LSU AgCenter, and Pennington Biomedical Research Center.
- LSU is in the elite one percent of U.S. universities having land-, sea-, and space-grant status.
- LSU is home to the nation's largest working model of the lower Mississippi River, where faculty study how river mud moves to speed up land growth and slow down erosion.
- LSU's flagship campus enrolls more than 1,400 high school students across the state in dual enrollment courses, allowing them to earn both LSU and high school credit at the same time.
- LSUHSC-NO employs over 180 physician faculty who are instrumental in treating the area's underserved community at Our Lady of the Lake and Woman's Hospital.
- Pennington Biomedical Research Center hosts educational health and wellness events such as the Irene W. Pennington Wellness Day for Women and the Parkinson's Conference.
- LSU AgCenter partners with the Sugar Cane League and USDA on numerous projects, including plant development, harvesting techniques, and soil fertility, to support the \$998.3 million industry.
- AgMagic at LSU AgCenter, held annually for the last 15 years at the Parker Coliseum on the flagship campus, brings school groups and the public together to experience agriculture, learning about where food and fiber comes from. This event reaches 10,000 to 12,000 individuals a year.



LSU Economic Impact on Your District's Parishes



\$1,828,247,747

PARISHES THAT BENEFIT

EAST BATON ROUGE



Recipients of TOPS and Need-Based Financial Aid

185

TOPS SCHOLARSHIP

73

PELL GRANT

33

GO GRANT



LSU Impact on Your District's Healthcare

2,809

PATIENTS TREATED
LSU HEALTH SCIENCES
CENTER NEW ORLEANS

10

PATIENTS TREATED
LSU HEALTH SCIENCES
CENTER SHREVEPORT

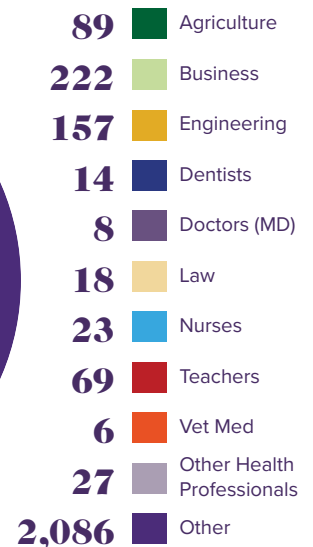
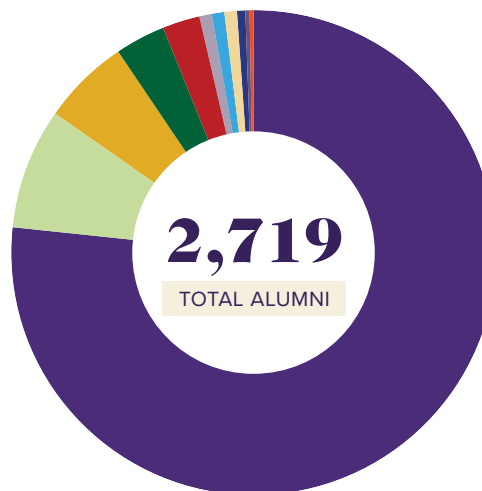
LSU Employment in Your District

175

TOTAL EMPLOYEES
FROM ALL CAMPUSES




Breakdown of LSU Alumni Working in Your District



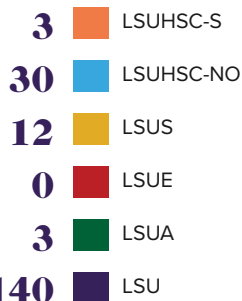


LSU Enrollment From Your District



188

TOTAL STUDENTS



LSU Economic Impact on Your District's Parishes



\$765,043,677

PARISHES THAT BENEFIT

ORLEANS



Recipients of TOPS and Need-Based Financial Aid

90

TOPS SCHOLARSHIP

35

PELL GRANT

17

GO GRANT



Notable LSU Achievements in Your Region

- LSUHSC-NO houses Louisiana's largest medical school and only dental school as well as the No. 4 nursing school in the nation.
- LSU Health Sciences Centers rank No. 5 nationally for keeping Louisiana students in state for medical studies and keeping physicians in Louisiana upon graduation.
- The LSUHSC-NO is home to eight Centers of Excellence, including the Alcohol and Drug Abuse Center, the Cardiovascular Center, the Epilepsy Center, the Eye Center, the Louisiana Vaccine Center, the Neuroscience Center, the Oral and Craniofacial Biology Center, and the Stanley S. Scott Cancer Center.
- LSU holds over \$30 million in grants aiding oil and gas discovery, extraction, processing, and storage and \$12 million related to biofuels produced in Louisiana.
- LSU holds more than \$8 million in research grants dedicated to protecting Louisiana's \$4.6 billion seafood industry.
- LSU holds more than \$65 million in research grants dedicated to protecting Louisiana's coast.
- LSU faculty from various fields are testing new, low-cost residential construction materials to protect the homes of low-income families in hurricane-prone coastal areas.
- Using advanced methods, LSU predicts how relative sea level rise, tides, wind waves, and hurricane storm surge affect flood maps and insurance rates and coastal development.



LSU Impact on Your District's Healthcare

6,205

PATIENTS TREATED
LSU HEALTH SCIENCES
CENTER NEW ORLEANS

5

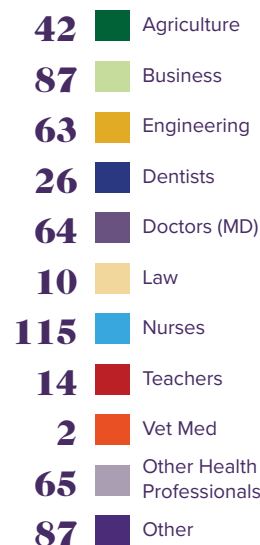
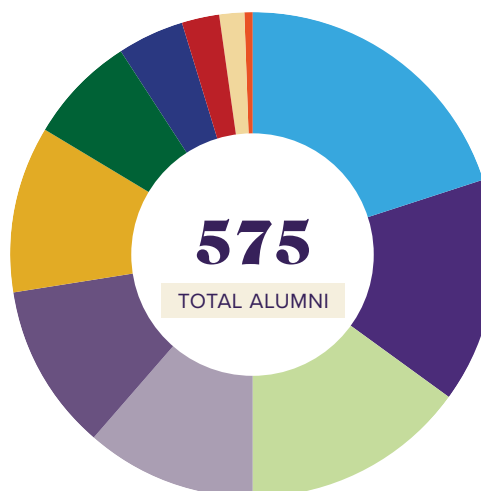
PATIENTS TREATED
LSU HEALTH SCIENCES
CENTER SHREVEPORT

75

TOTAL EMPLOYEES
FROM ALL CAMPUSES



Breakdown of LSU Alumni Working in Your District






LSU Enrollment From Your District



194

TOTAL STUDENTS



LSU Economic Impact on Your District's Parishes



\$778,031,466

PARISHES THAT BENEFIT

ORLEANS
PLAQUEMINES
ST. BERNARD



Recipients of TOPS and Need-Based Financial Aid

85

TOPS SCHOLARSHIP

30

PELL GRANT

16

GO GRANT



Notable LSU Achievements in Your Region

- LSUHSC-NO houses Louisiana's largest medical school and only dental school as well as the No. 4 nursing school in the nation.
- LSU Health Sciences Centers rank No. 5 nationally for keeping Louisiana students in state for medical studies and keeping physicians in Louisiana upon graduation.
- The LSUHSC-NO is home to eight Centers of Excellence, including the Alcohol and Drug Abuse Center, the Cardiovascular Center, the Epilepsy Center, the Eye Center, the Louisiana Vaccine Center, the Neuroscience Center, the Oral and Craniofacial Biology Center, and the Stanley S. Scott Cancer Center.
- LSU holds over \$30 million in grants aiding oil and gas discovery, extraction, processing, and storage and \$12 million related to biofuels produced in Louisiana.
- LSU holds more than \$8 million in research grants dedicated to protecting Louisiana's \$4.6 billion seafood industry.
- LSU holds more than \$65 million in research grants dedicated to protecting Louisiana's coast.
- LSU faculty from various fields are testing new, low-cost residential construction materials to protect the homes of low-income families in hurricane-prone coastal areas.
- Using advanced methods, LSU predicts how relative sea level rise, tides, wind waves, and hurricane storm surge affect flood maps and insurance rates and coastal development.



LSU Impact on Your District's Healthcare

7,094

PATIENTS TREATED
LSU HEALTH SCIENCES
CENTER NEW ORLEANS

4

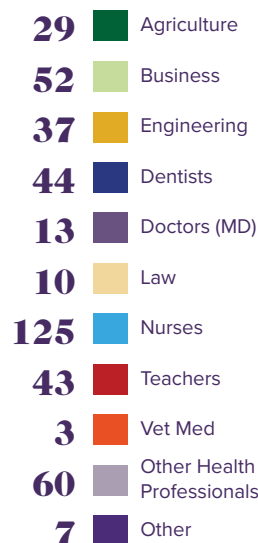
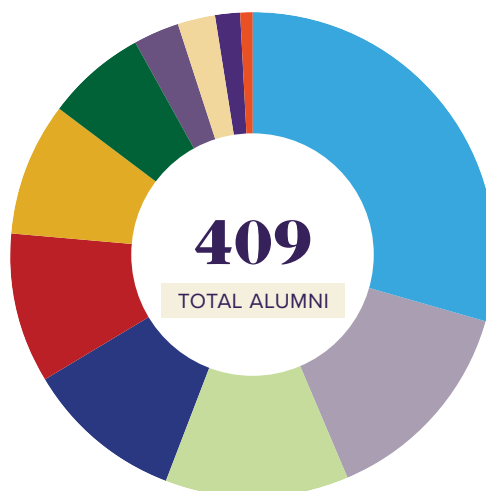
PATIENTS TREATED
LSU HEALTH SCIENCES
CENTER SHREVEPORT

61

TOTAL EMPLOYEES
FROM ALL CAMPUSES




Breakdown of LSU Alumni Working in Your District






LSU Enrollment From Your District



346

TOTAL STUDENTS



Notable LSU Achievements in Your Region

- LSUHSC-NO houses Louisiana's largest medical school and only dental school as well as the No. 4 nursing school in the nation.
- LSU Health Sciences Centers rank No. 5 nationally for keeping Louisiana students in state for medical studies and keeping physicians in Louisiana upon graduation.
- The LSUHSC-NO is home to eight Centers of Excellence, including the Alcohol and Drug Abuse Center, the Cardiovascular Center, the Epilepsy Center, the Eye Center, the Louisiana Vaccine Center, the Neuroscience Center, the Oral and Craniofacial Biology Center, and the Stanley S. Scott Cancer Center.
- LSU holds over \$30 million in grants aiding oil and gas discovery, extraction, processing, and storage and \$12 million related to biofuels produced in Louisiana.
- LSU holds more than \$8 million in research grants dedicated to protecting Louisiana's \$4.6 billion seafood industry.
- LSU holds more than \$65 million in research grants dedicated to protecting Louisiana's coast.
- LSU faculty from various fields are testing new, low-cost residential construction materials to protect the homes of low-income families in hurricane-prone coastal areas.
- Using advanced methods, LSU predicts how relative sea level rise, tides, wind waves, and hurricane storm surge affect flood maps and insurance rates and coastal development.



LSU Economic Impact on Your District's Parishes



\$130,743,360

PARISHES THAT BENEFIT

ST. TAMMANY



Recipients of TOPS and Need-Based Financial Aid

179

TOPS SCHOLARSHIP

68

PELL GRANT

32

GO GRANT



LSU Impact on Your District's Healthcare

1,611

PATIENTS TREATED
LSU HEALTH SCIENCES
CENTER NEW ORLEANS

8

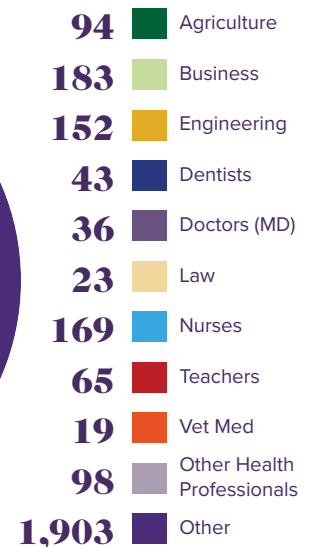
PATIENTS TREATED
LSU HEALTH SCIENCES
CENTER SHREVEPORT

40

TOTAL EMPLOYEES
FROM ALL CAMPUSES




Breakdown of LSU Alumni Working in Your District





LSU Enrollment From Your District



373

TOTAL STUDENTS

10	LSUHSC-S
54	LSUHSC-NO
21	LSUS
1	LSUE
2	LSUA
285	LSU



LSU Economic Impact on Your District's Parishes



\$1,166,912,753

PARISHES THAT BENEFIT

JEFFERSON
ORLEANS
PLAQUEMINES



Recipients of TOPS and Need-Based Financial Aid

181

TOPS SCHOLARSHIP

67

PELL GRANT

34

GO GRANT



Notable LSU Achievements in Your Region

- LSUHSC-NO houses Louisiana's largest medical school and only dental school as well as the No. 4 nursing school in the nation.
- LSU Health Sciences Centers rank No. 5 nationally for keeping Louisiana students in state for medical studies and keeping physicians in Louisiana upon graduation.
- The LSUHSC-NO is home to eight Centers of Excellence, including the Alcohol and Drug Abuse Center, the Cardiovascular Center, the Epilepsy Center, the Eye Center, the Louisiana Vaccine Center, the Neuroscience Center, the Oral and Craniofacial Biology Center, and the Stanley S. Scott Cancer Center.
- LSU holds over \$30 million in grants aiding oil and gas discovery, extraction, processing, and storage and \$12 million related to biofuels produced in Louisiana.
- LSU holds more than \$8 million in research grants dedicated to protecting Louisiana's \$4.6 billion seafood industry.
- LSU holds more than \$65 million in research grants dedicated to protecting Louisiana's coast.
- LSU faculty from various fields are testing new, low-cost residential construction materials to protect the homes of low-income families in hurricane-prone coastal areas.
- Using advanced methods, LSU predicts how relative sea level rise, tides, wind waves, and hurricane storm surge affect flood maps and insurance rates and coastal development.



LSU Impact on Your District's Healthcare

3,881

PATIENTS TREATED
LSU HEALTH SCIENCES
CENTER NEW ORLEANS

4

PATIENTS TREATED
LSU HEALTH SCIENCES
CENTER SHREVEPORT

64

TOTAL EMPLOYEES
FROM ALL CAMPUSES



Breakdown of LSU Alumni Working in Your District



56	Agriculture
125	Business
113	Engineering
34	Dentists
53	Doctors (MD)
12	Law
179	Nurses
24	Teachers
11	Vet Med
94	Other Health Professionals
346	Other