




LSU Enrollment From Your District



754

TOTAL STUDENTS

8	LSUHSC-S
119	LSUHSC-NO
38	LSUS
4	LSUE
7	LSUA
578	LSU



LSU Economic Impact on Your District's Parishes



\$778,031,466

PARISHES THAT BENEFIT

ORLEANS
PLAQUEMINES
ST. BERNARD



Recipients of TOPS and Need-Based Financial Aid

369

TOPS SCHOLARSHIP

139

PELL GRANT

68

GO GRANT



Notable LSU Achievements in Your Region

- LSUHSC-NO houses Louisiana's largest medical school and only dental school as well as the No. 4 nursing school in the nation.
- LSU Health Sciences Centers rank No. 5 nationally for keeping Louisiana students in state for medical studies and keeping physicians in Louisiana upon graduation.
- The LSUHSC-NO is home to eight Centers of Excellence, including the Alcohol and Drug Abuse Center, the Cardiovascular Center, the Epilepsy Center, the Eye Center, the Louisiana Vaccine Center, the Neuroscience Center, the Oral and Craniofacial Biology Center, and the Stanley S. Scott Cancer Center.
- LSU holds over \$30 million in grants aiding oil and gas discovery, extraction, processing, and storage and \$12 million related to biofuels produced in Louisiana.
- LSU holds more than \$8 million in research grants dedicated to protecting Louisiana's \$4.6 billion seafood industry.
- LSU holds more than \$65 million in research grants dedicated to protecting Louisiana's coast.
- LSU faculty from various fields are testing new, low-cost residential construction materials to protect the homes of low-income families in hurricane-prone coastal areas.
- Using advanced methods, LSU predicts how relative sea level rise, tides, wind waves, and hurricane storm surge affect flood maps and insurance rates and coastal development.



LSU Impact on Your District's Healthcare

8,038

PATIENTS TREATED
LSU HEALTH SCIENCES
CENTER NEW ORLEANS

19

PATIENTS TREATED
LSU HEALTH SCIENCES
CENTER SHREVEPORT

125

TOTAL EMPLOYEES
FROM ALL CAMPUSES




Breakdown of LSU Alumni Working in Your District



146	Agriculture
332	Business
315	Engineering
124	Dentists
123	Doctors (MD)
25	Law
414	Nurses
123	Teachers
20	Vet Med
208	Other Health Professionals
642	Other

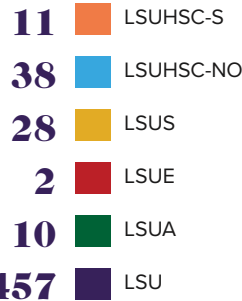


LSU Enrollment From Your District



546

TOTAL STUDENTS



Notable LSU Achievements in Your Region

- LSU holds more than \$65 million in research grants dedicated to protecting Louisiana's coast.
- LSU AgCenter has led seafood safety training for 3,000 processors, packers, wholesalers, and harvesters for two decades and launched a mobile training lab through its Louisiana Sea Grant Initiative to educate commercial fishermen about cutting-edge industry practices.
- LSU holds more than \$8 million in research grants dedicated to protecting Louisiana's \$4.6 billion seafood industry.
- LSU holds more than \$8 million in aquaculture-related research grants intended for research on catfish, oysters, alligators, and more with the goal of making Louisiana's aquaculture industry more competitive in the global market.
- LSU holds over \$30 million in grants aiding oil and gas discovery, extraction, processing, and storage and \$12 million related to biofuels produced in Louisiana.
- LSU AgCenter is teaming with the Department of Wildlife & Fisheries to prevent aquatic weeds from overtaking waterways in Southwest Louisiana and the entire state.
- LSU AgCenter partners with the Sugar Cane League and USDA on numerous projects, including plant development, harvesting techniques, and soil fertility, to support the \$998.3 million industry.



LSU Economic Impact on Your District's Parishes



\$230,786,892

PARISHES THAT BENEFIT

ASSUMPTION
ASCENSION
IBERVILLE
ST. JAMES
ST. JOHN
WEST BATON ROUGE



Recipients of TOPS and Need-Based Financial Aid

284

TOPS SCHOLARSHIP

111

PELL GRANT

52

GO GRANT



LSU Impact on Your District's Healthcare

6,316

PATIENTS TREATED
LSU HEALTH SCIENCES
CENTER NEW ORLEANS

29

PATIENTS TREATED
LSU HEALTH SCIENCES
CENTER SHREVEPORT

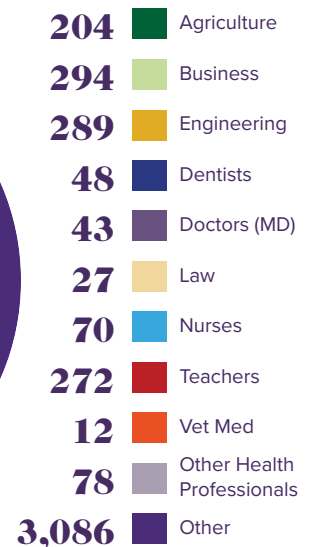
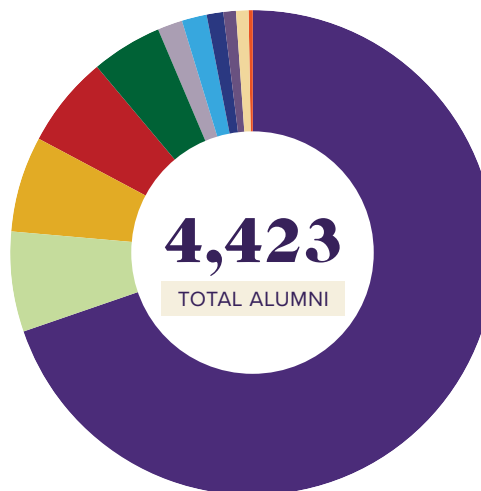
LSU Employment in Your District

241

TOTAL EMPLOYEES
FROM ALL CAMPUSES




Breakdown of LSU Alumni Working in Your District



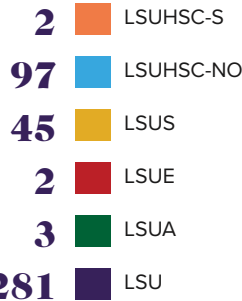


LSU Enrollment From Your District



430

TOTAL STUDENTS



Notable LSU Achievements in Your Region

- LSUHSC-NO houses Louisiana's largest medical school and only dental school as well as the No. 4 nursing school in the nation.
- LSU Health Sciences Centers rank No. 5 nationally for keeping Louisiana students in state for medical studies and keeping physicians in Louisiana upon graduation.
- The LSUHSC-NO is home to eight Centers of Excellence, including the Alcohol and Drug Abuse Center, the Cardiovascular Center, the Epilepsy Center, the Eye Center, the Louisiana Vaccine Center, the Neuroscience Center, the Oral and Craniofacial Biology Center, and the Stanley S. Scott Cancer Center.
- LSU holds over \$30 million in grants aiding oil and gas discovery, extraction, processing, and storage and \$12 million related to biofuels produced in Louisiana.
- LSU holds more than \$8 million in research grants dedicated to protecting Louisiana's \$4.6 billion seafood industry.
- LSU holds more than \$65 million in research grants dedicated to protecting Louisiana's coast.
- LSU faculty from various fields are testing new, low-cost residential construction materials to protect the homes of low-income families in hurricane-prone coastal areas.
- Using advanced methods, LSU predicts how relative sea level rise, tides, wind waves, and hurricane storm surge affect flood maps and insurance rates and coastal development.



LSU Economic Impact on Your District's Parishes



\$1,173,741,938

PARISHES THAT BENEFIT

JEFFERSON
ORLEANS
ST. BERNARD



Recipients of TOPS and Need-Based Financial Aid

190

TOPS SCHOLARSHIP

75

PELL GRANT

39

GO GRANT



LSU Impact on Your District's Healthcare

19,651

PATIENTS TREATED
LSU HEALTH SCIENCES
CENTER NEW ORLEANS

13

PATIENTS TREATED
LSU HEALTH SCIENCES
CENTER SHREVEPORT

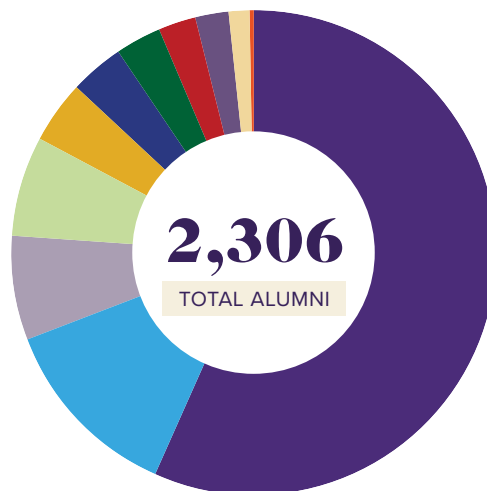
LSU Employment in Your District

215

TOTAL EMPLOYEES
FROM ALL CAMPUSES

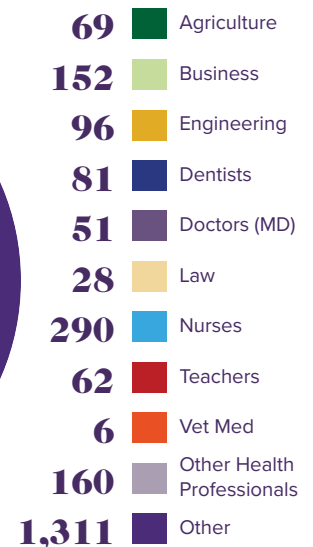


Breakdown of LSU Alumni Working in Your District



2,306

TOTAL ALUMNI





LSU Enrollment From Your District



726

TOTAL STUDENTS

15	LSUHSC-S
179	LSUHSC-NO
37	LSUS
2	LSUE
5	LSUA
488	LSU



LSU Economic Impact on Your District's Parishes



\$765,043,677

PARISHES THAT BENEFIT

ORLEANS



Recipients of TOPS and Need-Based Financial Aid

325

TOPS SCHOLARSHIP

117

PELL GRANT

62

GO GRANT



Notable LSU Achievements in Your Region

- LSUHSC-NO houses Louisiana's largest medical school and only dental school as well as the No. 4 nursing school in the nation.
- LSU Health Sciences Centers rank No. 5 nationally for keeping Louisiana students in state for medical studies and keeping physicians in Louisiana upon graduation.
- The LSUHSC-NO is home to eight Centers of Excellence, including the Alcohol and Drug Abuse Center, the Cardiovascular Center, the Epilepsy Center, the Eye Center, the Louisiana Vaccine Center, the Neuroscience Center, the Oral and Craniofacial Biology Center, and the Stanley S. Scott Cancer Center.
- LSU holds over \$30 million in grants aiding oil and gas discovery, extraction, processing, and storage and \$12 million related to biofuels produced in Louisiana.
- LSU holds more than \$8 million in research grants dedicated to protecting Louisiana's \$4.6 billion seafood industry.
- LSU holds more than \$65 million in research grants dedicated to protecting Louisiana's coast.
- LSU faculty from various fields are testing new, low-cost residential construction materials to protect the homes of low-income families in hurricane-prone coastal areas.
- Using advanced methods, LSU predicts how relative sea level rise, tides, wind waves, and hurricane storm surge affect flood maps and insurance rates and coastal development.



LSU Impact on Your District's Healthcare

22,636

PATIENTS TREATED
LSU HEALTH SCIENCES
CENTER NEW ORLEANS

15

PATIENTS TREATED
LSU HEALTH SCIENCES
CENTER SHREVEPORT

LSU Employment in Your District

511

TOTAL EMPLOYEES
FROM ALL CAMPUSES



Breakdown of LSU Alumni Working in Your District




4,876

TOTAL ALUMNI



LSU Enrollment From Your District



473

TOTAL STUDENTS

5	LSUHSC-S
193	LSUHSC-NO
33	LSUS
0	LSUE
5	LSUA
237	LSU



Notable LSU Achievements in Your Region

- LSUHSC-NO houses Louisiana's largest medical school and only dental school as well as the No. 4 nursing school in the nation.
- LSU Health Sciences Centers rank No. 5 nationally for keeping Louisiana students in state for medical studies and keeping physicians in Louisiana upon graduation.
- The LSUHSC-NO is home to eight Centers of Excellence, including the Alcohol and Drug Abuse Center, the Cardiovascular Center, the Epilepsy Center, the Eye Center, the Louisiana Vaccine Center, the Neuroscience Center, the Oral and Craniofacial Biology Center, and the Stanley S. Scott Cancer Center.
- LSU holds over \$30 million in grants aiding oil and gas discovery, extraction, processing, and storage and \$12 million related to biofuels produced in Louisiana.
- LSU holds more than \$8 million in research grants dedicated to protecting Louisiana's \$4.6 billion seafood industry.
- LSU holds more than \$65 million in research grants dedicated to protecting Louisiana's coast.
- LSU faculty from various fields are testing new, low-cost residential construction materials to protect the homes of low-income families in hurricane-prone coastal areas.
- Using advanced methods, LSU predicts how relative sea level rise, tides, wind waves, and hurricane storm surge affect flood maps and insurance rates and coastal development.



LSU Economic Impact on Your District's Parishes



\$765,043,677

PARISHES THAT BENEFIT

ORLEANS



Recipients of TOPS and Need-Based Financial Aid

177

TOPS SCHOLARSHIP

62

PELL GRANT

37

GO GRANT



LSU Impact on Your District's Healthcare

21,372

PATIENTS TREATED
LSU HEALTH SCIENCES
CENTER NEW ORLEANS

24

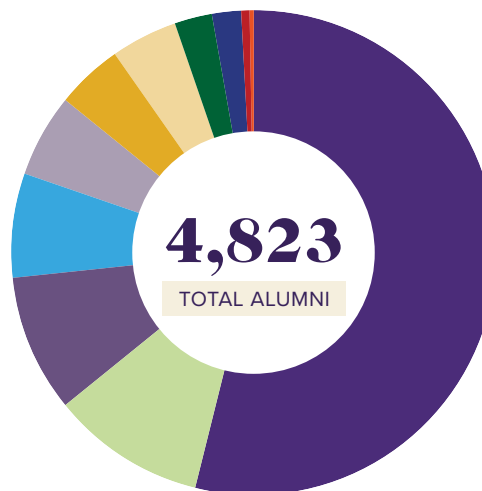
PATIENTS TREATED
LSU HEALTH SCIENCES
CENTER SHREVEPORT

771

TOTAL EMPLOYEES
FROM ALL CAMPUSES



Breakdown of LSU Alumni Working in Your District




4,823

TOTAL ALUMNI

125	Agriculture
489	Business
223	Engineering
95	Dentists
437	Doctors (MD)
203	Law
340	Nurses
23	Teachers
11	Vet Med
265	Other Health Professionals
2,612	Other




LSU Enrollment From Your District



1,403

TOTAL STUDENTS



Notable LSU Achievements in Your Region

- LSU has a combined research portfolio of \$488 million across its flagship campus, the LSU AgCenter, and Pennington Biomedical Research Center.
- LSU is in the elite one percent of U.S. universities having land-, sea-, and space-grant status.
- LSU is home to the nation's largest working model of the lower Mississippi River, where faculty study how river mud moves to speed up land growth and slow down erosion.
- LSU's flagship campus enrolls more than 1,400 high school students across the state in dual enrollment courses, allowing them to earn both LSU and high school credit at the same time.
- LSUHSC-NO employs over 180 physician faculty who are instrumental in treating the area's underserved community at Our Lady of the Lake and Woman's Hospital.
- Pennington Biomedical Research Center hosts educational health and wellness events such as the Irene W. Pennington Wellness Day for Women and the Parkinson's Conference.
- LSU AgCenter partners with the Sugar Cane League and USDA on numerous projects, including plant development, harvesting techniques, and soil fertility, to support the \$998.3 million industry.
- AgMagic at LSU AgCenter, held annually for the last 15 years at the Parker Coliseum on the flagship campus, brings school groups and the public together to experience agriculture, learning about where food and fiber comes from. This event reaches 10,000 to 12,000 individuals a year.



LSU Economic Impact on Your District's Parishes



\$1,939,976,207

PARISHES THAT BENEFIT

EAST BATON ROUGE
ST. HELENA
TANGIPAHOA



Recipients of TOPS and Need-Based Financial Aid

757

TOPS SCHOLARSHIP

287

PELL GRANT

133

GO GRANT



LSU Impact on Your District's Healthcare

4,245

PATIENTS TREATED
LSU HEALTH SCIENCES
CENTER NEW ORLEANS

36

PATIENTS TREATED
LSU HEALTH SCIENCES
CENTER SHREVEPORT

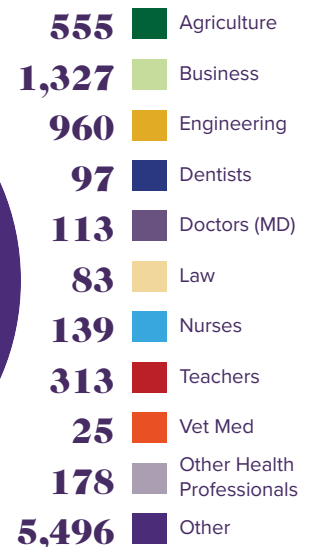
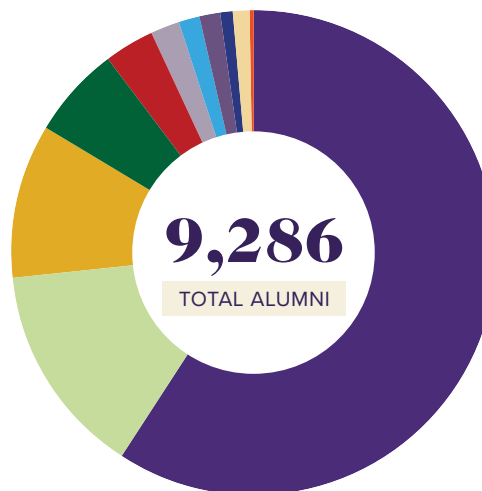
LSU Employment in Your District

622

TOTAL EMPLOYEES
FROM ALL CAMPUSES




Breakdown of LSU Alumni Working in Your District





LSU Enrollment From Your District



511

TOTAL STUDENTS

7	LSUHSC-S
77	LSUHSC-NO
31	LSUS
0	LSUE
5	LSUA
391	LSU



LSU Economic Impact on Your District's Parishes



\$1,166,912,753

PARISHES THAT BENEFIT

JEFFERSON
ORLEANS
PLAQUEMINES



Recipients of TOPS and Need-Based Financial Aid

249

TOPS SCHOLARSHIP

94

PELL GRANT

47

GO GRANT



Notable LSU Achievements in Your Region

- LSUHSC-NO houses Louisiana's largest medical school and only dental school as well as the No. 4 nursing school in the nation.
- LSU Health Sciences Centers rank No. 5 nationally for keeping Louisiana students in state for medical studies and keeping physicians in Louisiana upon graduation.
- The LSUHSC-NO is home to eight Centers of Excellence, including the Alcohol and Drug Abuse Center, the Cardiovascular Center, the Epilepsy Center, the Eye Center, the Louisiana Vaccine Center, the Neuroscience Center, the Oral and Craniofacial Biology Center, and the Stanley S. Scott Cancer Center.
- LSU holds over \$30 million in grants aiding oil and gas discovery, extraction, processing, and storage and \$12 million related to biofuels produced in Louisiana.
- LSU holds more than \$8 million in research grants dedicated to protecting Louisiana's \$4.6 billion seafood industry.
- LSU holds more than \$65 million in research grants dedicated to protecting Louisiana's coast.
- LSU faculty from various fields are testing new, low-cost residential construction materials to protect the homes of low-income families in hurricane-prone coastal areas.
- Using advanced methods, LSU predicts how relative sea level rise, tides, wind waves, and hurricane storm surge affect flood maps and insurance rates and coastal development.



LSU Impact on Your District's Healthcare

13,452

PATIENTS TREATED
LSU HEALTH SCIENCES
CENTER NEW ORLEANS

11

PATIENTS TREATED
LSU HEALTH SCIENCES
CENTER SHREVEPORT

LSU Employment in Your District

153

TOTAL EMPLOYEES
FROM ALL CAMPUSES



Breakdown of LSU Alumni Working in Your District




2,082

TOTAL ALUMNI



LSU Enrollment From Your District



615

TOTAL STUDENTS

10 LSUHSC-S
139 LSUHSC-NO
28 LSUS
5 LSUE
7 LSUA
426 LSU



LSU Economic Impact on Your District's Parishes



\$401,869,076

PARISHES THAT BENEFIT

JEFFERSON
PLAQUEMINES



Recipients of TOPS and Need-Based Financial Aid

281

TOPS SCHOLARSHIP

105

PELL GRANT

53

GO GRANT



Notable LSU Achievements in Your Region

- LSUHSC-NO houses Louisiana's largest medical school and only dental school as well as the No. 4 nursing school in the nation.
- LSU Health Sciences Centers rank No. 5 nationally for keeping Louisiana students in state for medical studies and keeping physicians in Louisiana upon graduation.
- The LSUHSC-NO is home to eight Centers of Excellence, including the Alcohol and Drug Abuse Center, the Cardiovascular Center, the Epilepsy Center, the Eye Center, the Louisiana Vaccine Center, the Neuroscience Center, the Oral and Craniofacial Biology Center, and the Stanley S. Scott Cancer Center.
- LSU holds over \$30 million in grants aiding oil and gas discovery, extraction, processing, and storage and \$12 million related to biofuels produced in Louisiana.
- LSU holds more than \$8 million in research grants dedicated to protecting Louisiana's \$4.6 billion seafood industry.
- LSU holds more than \$65 million in research grants dedicated to protecting Louisiana's coast.
- LSU faculty from various fields are testing new, low-cost residential construction materials to protect the homes of low-income families in hurricane-prone coastal areas.
- Using advanced methods, LSU predicts how relative sea level rise, tides, wind waves, and hurricane storm surge affect flood maps and insurance rates and coastal development.



LSU Impact on Your District's Healthcare

12,887

PATIENTS TREATED
LSU HEALTH SCIENCES
CENTER NEW ORLEANS

7

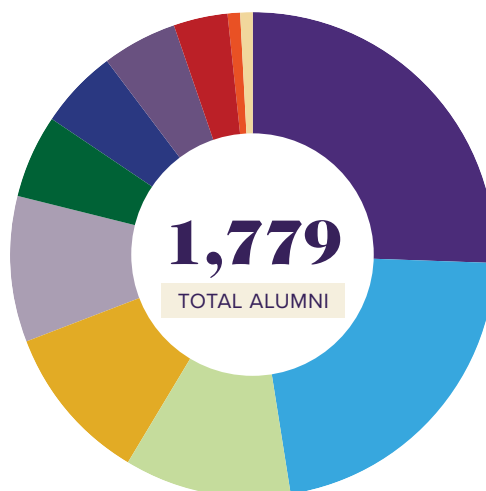
PATIENTS TREATED
LSU HEALTH SCIENCES
CENTER SHREVEPORT

130

TOTAL EMPLOYEES
FROM ALL CAMPUSES



Breakdown of LSU Alumni Working in Your District




1,779

TOTAL ALUMNI

97 Agriculture
199 Business
187 Engineering
96 Dentists
87 Doctors (MD)
12 Law
390 Nurses
67 Teachers
13 Vet Med
173 Other Health Professionals
458 Other



LSU Enrollment From Your District



1,280

TOTAL STUDENTS

23 LSUHSC-S
276 LSUHSC-NO
39 LSUS
1 LSUE
4 LSUA
937 LSU



LSU Economic Impact on Your District's Parishes



\$1,163,833,451

PARISHES THAT BENEFIT

ORLEANS
JEFFERSON



Recipients of TOPS and Need-Based Financial Aid

605

TOPS SCHOLARSHIP

210

PELL GRANT

110

GO GRANT



Notable LSU Achievements in Your Region

- LSUHSC-NO houses Louisiana's largest medical school and only dental school as well as the No. 4 nursing school in the nation.
- LSU Health Sciences Centers rank No. 5 nationally for keeping Louisiana students in state for medical studies and keeping physicians in Louisiana upon graduation.
- The LSUHSC-NO is home to eight Centers of Excellence, including the Alcohol and Drug Abuse Center, the Cardiovascular Center, the Epilepsy Center, the Eye Center, the Louisiana Vaccine Center, the Neuroscience Center, the Oral and Craniofacial Biology Center, and the Stanley S. Scott Cancer Center.
- LSU holds over \$30 million in grants aiding oil and gas discovery, extraction, processing, and storage and \$12 million related to biofuels produced in Louisiana.
- LSU holds more than \$8 million in research grants dedicated to protecting Louisiana's \$4.6 billion seafood industry.
- LSU holds more than \$65 million in research grants dedicated to protecting Louisiana's coast.
- LSU faculty from various fields are testing new, low-cost residential construction materials to protect the homes of low-income families in hurricane-prone coastal areas.
- Using advanced methods, LSU predicts how relative sea level rise, tides, wind waves, and hurricane storm surge affect flood maps and insurance rates and coastal development.



LSU Impact on Your District's Healthcare

12,220

PATIENTS TREATED
LSU HEALTH SCIENCES
CENTER NEW ORLEANS

12

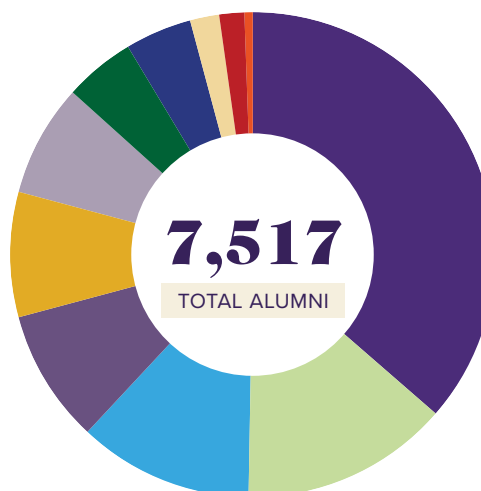
PATIENTS TREATED
LSU HEALTH SCIENCES
CENTER SHREVEPORT

534

TOTAL EMPLOYEES
FROM ALL CAMPUSES




Breakdown of LSU Alumni Working in Your District



368 Agriculture
1,029 Business
624 Engineering
320 Dentists
655 Doctors (MD)
162 Law
889 Nurses
119 Teachers
32 Vet Med
564 Other Health Professionals
2,755 Other



LSU Enrollment From Your District



1,223

TOTAL STUDENTS

16 LSUHSC-S
252 LSUHSC-NO
37 LSUS
2 LSUE
5 LSUA
911 LSU



LSU Economic Impact on Your District's Parishes



\$398,789,774

PARISHES THAT BENEFIT

JEFFERSON



Recipients of TOPS and Need-Based Financial Aid

585

TOPS SCHOLARSHIP

205

PELL GRANT

106

GO GRANT



Notable LSU Achievements in Your Region

- LSUHSC-NO houses Louisiana's largest medical school and only dental school as well as the No. 4 nursing school in the nation.
- LSU Health Sciences Centers rank No. 5 nationally for keeping Louisiana students in state for medical studies and keeping physicians in Louisiana upon graduation.
- The LSUHSC-NO is home to eight Centers of Excellence, including the Alcohol and Drug Abuse Center, the Cardiovascular Center, the Epilepsy Center, the Eye Center, the Louisiana Vaccine Center, the Neuroscience Center, the Oral and Craniofacial Biology Center, and the Stanley S. Scott Cancer Center.
- LSU holds over \$30 million in grants aiding oil and gas discovery, extraction, processing, and storage and \$12 million related to biofuels produced in Louisiana.
- LSU holds more than \$8 million in research grants dedicated to protecting Louisiana's \$4.6 billion seafood industry.
- LSU holds more than \$65 million in research grants dedicated to protecting Louisiana's coast.
- LSU faculty from various fields are testing new, low-cost residential construction materials to protect the homes of low-income families in hurricane-prone coastal areas.
- Using advanced methods, LSU predicts how relative sea level rise, tides, wind waves, and hurricane storm surge affect flood maps and insurance rates and coastal development.



LSU Impact on Your District's Healthcare

15,226

PATIENTS TREATED
LSU HEALTH SCIENCES
CENTER NEW ORLEANS

7

PATIENTS TREATED
LSU HEALTH SCIENCES
CENTER SHREVEPORT

305

TOTAL EMPLOYEES
FROM ALL CAMPUSES



Breakdown of LSU Alumni Working in Your District




5,389

TOTAL ALUMNI

242 Agriculture
774 Business
577 Engineering
182 Dentists
235 Doctors (MD)
62 Law
865 Nurses
79 Teachers
19 Vet Med
475 Other Health Professionals
1,879 Other



LSU Enrollment From Your District



1,850

TOTAL STUDENTS

28 LSUHSC-S
190 LSUHSC-NO
39 LSUS
6 LSUE
17 LSUA
1,570 LSU



LSU Economic Impact on Your District's Parishes



\$238,712,591

PARISHES THAT BENEFIT

ST. TAMMANY
TANGIPAHOA



Recipients of TOPS and Need-Based Financial Aid

969

TOPS SCHOLARSHIP

354

PELL GRANT

169

GO GRANT



Notable LSU Achievements in Your Region

- LSUHSC-NO houses Louisiana's largest medical school and only dental school as well as the No. 4 nursing school in the nation.
- LSU Health Sciences Centers rank No. 5 nationally for keeping Louisiana students in state for medical studies and keeping physicians in Louisiana upon graduation.
- The LSUHSC-NO is home to eight Centers of Excellence, including the Alcohol and Drug Abuse Center, the Cardiovascular Center, the Epilepsy Center, the Eye Center, the Louisiana Vaccine Center, the Neuroscience Center, the Oral and Craniofacial Biology Center, and the Stanley S. Scott Cancer Center.
- LSU holds over \$30 million in grants aiding oil and gas discovery, extraction, processing, and storage and \$12 million related to biofuels produced in Louisiana.
- LSU holds more than \$8 million in research grants dedicated to protecting Louisiana's \$4.6 billion seafood industry.
- LSU holds more than \$65 million in research grants dedicated to protecting Louisiana's coast.
- LSU faculty from various fields are testing new, low-cost residential construction materials to protect the homes of low-income families in hurricane-prone coastal areas.
- Using advanced methods, LSU predicts how relative sea level rise, tides, wind waves, and hurricane storm surge affect flood maps and insurance rates and coastal development.



LSU Impact on Your District's Healthcare

4,785

PATIENTS TREATED
LSU HEALTH SCIENCES
CENTER NEW ORLEANS

30

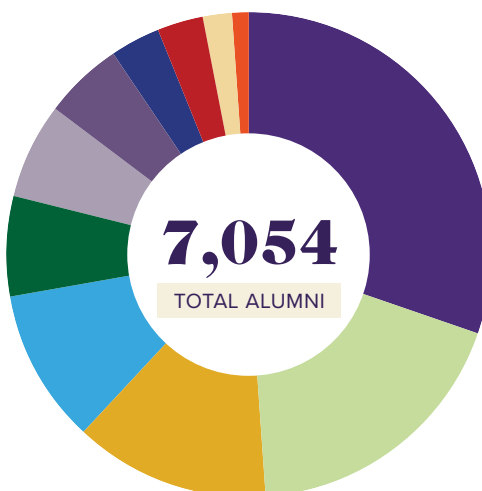
PATIENTS TREATED
LSU HEALTH SCIENCES
CENTER SHREVEPORT

168

TOTAL EMPLOYEES
FROM ALL CAMPUSES




Breakdown of LSU Alumni Working in Your District



466 Agriculture
1,326 Business
917 Engineering
243 Dentists
375 Doctors (MD)
132 Law
733 Nurses
211 Teachers
71 Vet Med
465 Other Health Professionals
2,115 Other



LSU Enrollment From Your District



361

TOTAL STUDENTS

7	LSUHSC-S
35	LSUHSC-NO
15	LSUS
1	LSUE
7	LSUA
296	LSU



LSU Economic Impact on Your District's Parishes



\$250,927,612

PARISHES THAT BENEFIT

ST. TAMMANY
TANGIPAHOA
WASHINGTON



Recipients of TOPS and Need-Based Financial Aid

185

TOPS SCHOLARSHIP

71

PELL GRANT

34

GO GRANT



Notable LSU Achievements in Your Region

- The LSU AgCenter's Southeast Research Station—a state-of-the-art dairy operation with the latest in time-saving and cost-saving equipment—is at the center of the dairy-producing region of both Louisiana and Mississippi and, through a Memorandum of Understanding, serves both states.
- Located in Washington Parish, LSU's Lee Memorial Forest consists of over 1,200 acres of managed timberland and is a vital research and teaching resource for the LSU AgCenter.
- The LSU AgCenter's Hammond Research Station focuses on the nursery industry and is home to the Louisiana Super Plants Program, which studies plants that thrive in certain parts of Louisiana.
- LSU faculty from various fields are testing new, low-cost residential construction materials to protect the homes of low-income families in hurricane-prone coastal areas.
- Using advanced methods, LSU predicts how relative sea level rise, tides, wind waves, and hurricane storm surge affect flood maps and insurance rates and coastal development.
- LSU Health Sciences Centers rank No. 5 nationally for keeping Louisiana students in state for medical studies and keeping physicians in Louisiana upon graduation.
- LSUHSC-NO houses Louisiana's oldest and largest medical school and only dental school as well as the No. 4 nursing school in the nation.
- The Shell Youth Wetland Education Program (SWYEP) began in 2010 as a partnership with Louisiana Sea Grant, 4-H Youth Wetland Program, and Shell Robert Training Facility to teach Tangipahoa Parish youth about wetlands associated with plants, animals, and habitat importance. A total of 450 youth and 75 adults have participated in this event.



LSU Impact on Your District's Healthcare

6,195

PATIENTS TREATED
LSU HEALTH SCIENCES
CENTER NEW ORLEANS

39

PATIENTS TREATED
LSU HEALTH SCIENCES
CENTER SHREVEPORT

79

TOTAL EMPLOYEES
FROM ALL CAMPUSES




Breakdown of LSU Alumni Working in Your District



230	Agriculture
202	Business
201	Engineering
72	Dentists
77	Doctors (MD)
40	Law
193	Nurses
82	Teachers
26	Vet Med
119	Other Health Professionals
695	Other



LSU Enrollment From Your District



1,001

TOTAL STUDENTS

11	LSUHSC-S
48	LSUHSC-NO
30	LSUS
9	LSUE
22	LSUA
881	LSU



Notable LSU Achievements in Your Region

- LSU has a combined research portfolio of \$488 million across its flagship campus, the LSU AgCenter, and Pennington Biomedical Research Center.
- LSU is in the elite one percent of U.S. universities having land-, sea-, and space-grant status.
- LSU is home to the nation's largest working model of the lower Mississippi River, where faculty study how river mud moves to speed up land growth and slow down erosion.
- LSU's flagship campus enrolls more than 1,400 high school students across the state in dual enrollment courses, allowing them to earn both LSU and high school credit at the same time.
- LSUHSC-NO employs over 180 physician faculty who are instrumental in treating the area's underserved community at Our Lady of the Lake and Woman's Hospital.
- Pennington Biomedical Research Center hosts educational health and wellness events such as the Irene W. Pennington Wellness Day for Women and the Parkinson's Conference.
- LSU AgCenter partners with the Sugar Cane League and USDA on numerous projects, including plant development, harvesting techniques, and soil fertility, to support the \$998.3 million industry.
- AgMagic at LSU AgCenter, held annually for the last 15 years at the Parker Coliseum on the flagship campus, brings school groups and the public together to experience agriculture, learning about where food and fiber comes from. This event reaches 10,000 to 12,000 individuals a year.



LSU Economic Impact on Your District's Parishes



\$2,042,546,313

PARISHES THAT BENEFIT

EAST BATON ROUGE
LIVINGSTON
TANGIPAHOA



Recipients of TOPS and Need-Based Financial Aid

541

TOPS SCHOLARSHIP

212

PELL GRANT

96

GO GRANT



LSU Impact on Your District's Healthcare

4,278

PATIENTS TREATED
LSU HEALTH SCIENCES
CENTER NEW ORLEANS

28

PATIENTS TREATED
LSU HEALTH SCIENCES
CENTER SHREVEPORT

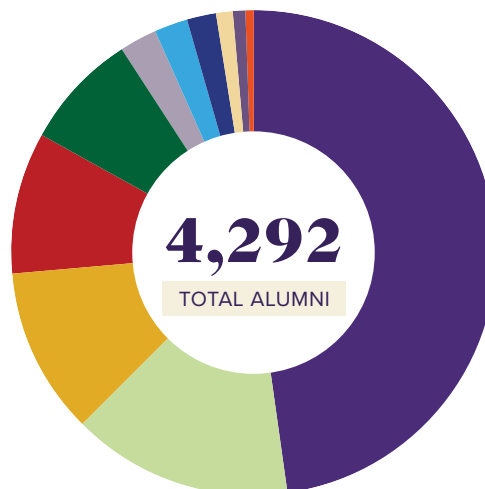
LSU Employment in Your District

413

TOTAL EMPLOYEES
FROM ALL CAMPUSES




Breakdown of LSU Alumni Working in Your District



337	Agriculture
633	Business
473	Engineering
81	Dentists
41	Doctors (MD)
49	Law
89	Nurses
407	Teachers
16	Vet Med
106	Other Health Professionals
2,060	Other




LSU Enrollment From Your District



3,917

TOTAL STUDENTS



Notable LSU Achievements in Your Region

- LSU has a combined research portfolio of \$488 million across its flagship campus, the LSU AgCenter, and Pennington Biomedical Research Center.
- LSU is in the elite one percent of U.S. universities having land-, sea-, and space-grant status.
- LSU is home to the nation's largest working model of the lower Mississippi River, where faculty study how river mud moves to speed up land growth and slow down erosion.
- LSU's flagship campus enrolls more than 1,400 high school students across the state in dual enrollment courses, allowing them to earn both LSU and high school credit at the same time.
- LSUHSC-NO employs over 180 physician faculty who are instrumental in treating the area's underserved community at Our Lady of the Lake and Woman's Hospital.
- Pennington Biomedical Research Center hosts educational health and wellness events such as the Irene W. Pennington Wellness Day for Women and the Parkinson's Conference.
- LSU AgCenter partners with the Sugar Cane League and USDA on numerous projects, including plant development, harvesting techniques, and soil fertility, to support the \$998.3 million industry.
- AgMagic at LSU AgCenter, held annually for the last 15 years at the Parker Coliseum on the flagship campus, brings school groups and the public together to experience agriculture, learning about where food and fiber comes from. This event reaches 10,000 to 12,000 individuals a year.



LSU Economic Impact on Your District's Parishes



\$1,828,247,747

PARISHES THAT BENEFIT

EAST BATON ROUGE



Recipients of TOPS and Need-Based Financial Aid

2,262

TOPS SCHOLARSHIP

819

PELL GRANT

379

GO GRANT



LSU Impact on Your District's Healthcare

8,898

PATIENTS TREATED
LSU HEALTH SCIENCES
CENTER NEW ORLEANS

45

PATIENTS TREATED
LSU HEALTH SCIENCES
CENTER SHREVEPORT

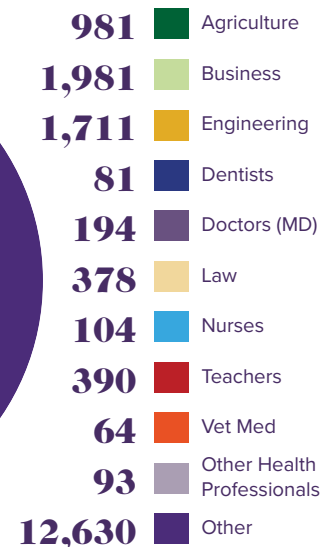
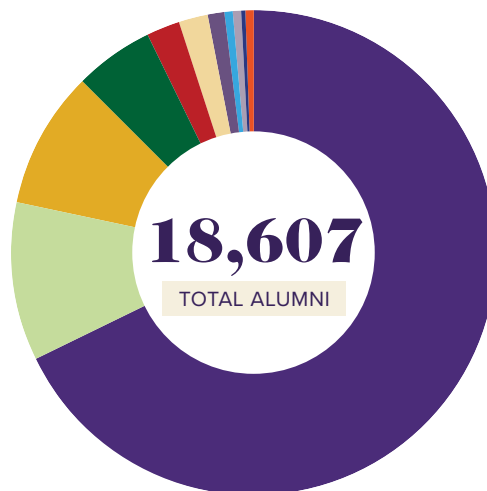
LSU Employment in Your District

1747

TOTAL EMPLOYEES
FROM ALL CAMPUSES




Breakdown of LSU Alumni Working in Your District



STATE SENATE DISTRICT 15

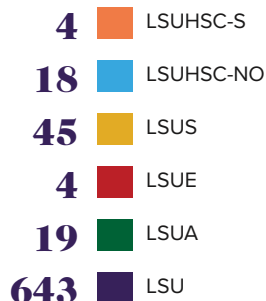


LSU Enrollment From Your District



733

TOTAL STUDENTS



Notable LSU Achievements in Your Region

- LSU has a combined research portfolio of \$488 million across its flagship campus, the LSU AgCenter, and Pennington Biomedical Research Center.
- LSU is in the elite one percent of U.S. universities having land-, sea-, and space-grant status.
- LSU is home to the nation's largest working model of the lower Mississippi River, where faculty study how river mud moves to speed up land growth and slow down erosion.
- LSU's flagship campus enrolls more than 1,400 high school students across the state in dual enrollment courses, allowing them to earn both LSU and high school credit at the same time.
- LSUHSC-NO employs over 180 physician faculty who are instrumental in treating the area's underserved community at Our Lady of the Lake and Woman's Hospital.
- Pennington Biomedical Research Center hosts educational health and wellness events such as the Irene W. Pennington Wellness Day for Women and the Parkinson's Conference.
- LSU AgCenter partners with the Sugar Cane League and USDA on numerous projects, including plant development, harvesting techniques, and soil fertility, to support the \$998.3 million industry.
- AgMagic at LSU AgCenter, held annually for the last 15 years at the Parker Coliseum on the flagship campus, brings school groups and the public together to experience agriculture, learning about where food and fiber comes from. This event reaches 10,000 to 12,000 individuals a year.



LSU Economic Impact on Your District's Parishes



\$1,828,247,747

PARISHES THAT BENEFIT

EAST BATON ROUGE



Recipients of TOPS and Need-Based Financial Aid

396

TOPS SCHOLARSHIP

162

PELL GRANT

73

GO GRANT



LSU Impact on Your District's Healthcare

8,379

PATIENTS TREATED
LSU HEALTH SCIENCES
CENTER NEW ORLEANS

38

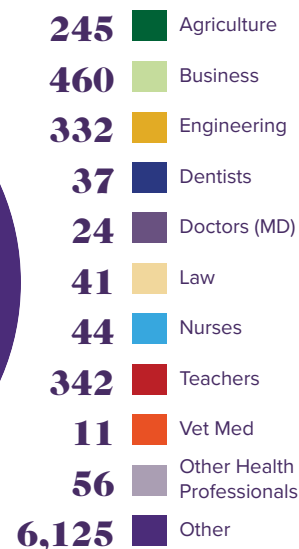
PATIENTS TREATED
LSU HEALTH SCIENCES
CENTER SHREVEPORT

502

TOTAL EMPLOYEES
FROM ALL CAMPUSES




Breakdown of LSU Alumni Working in Your District



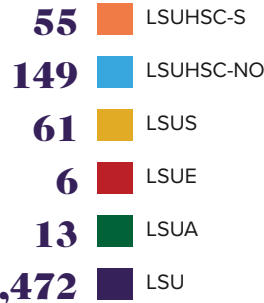


LSU Enrollment From Your District



3,756

TOTAL STUDENTS



Notable LSU Achievements in Your Region

- LSU has a combined research portfolio of \$488 million across its flagship campus, the LSU AgCenter, and Pennington Biomedical Research Center.
- LSU is in the elite one percent of U.S. universities having land-, sea-, and space-grant status.
- LSU is home to the nation's largest working model of the lower Mississippi River, where faculty study how river mud moves to speed up land growth and slow down erosion.
- LSU's flagship campus enrolls more than 1,400 high school students across the state in dual enrollment courses, allowing them to earn both LSU and high school credit at the same time.
- LSUHSC-NO employs over 180 physician faculty who are instrumental in treating the area's underserved community at Our Lady of the Lake and Woman's Hospital.
- Pennington Biomedical Research Center hosts educational health and wellness events such as the Irene W. Pennington Wellness Day for Women and the Parkinson's Conference.
- LSU AgCenter partners with the Sugar Cane League and USDA on numerous projects, including plant development, harvesting techniques, and soil fertility, to support the \$998.3 million industry.
- AgMagic at LSU AgCenter, held annually for the last 15 years at the Parker Coliseum on the flagship campus, brings school groups and the public together to experience agriculture, learning about where food and fiber comes from. This event reaches 10,000 to 12,000 individuals a year.



LSU Economic Impact on Your District's Parishes



\$1,828,247,747

PARISHES THAT BENEFIT

EAST BATON ROUGE



Recipients of TOPS and Need-Based Financial Aid

2,088

TOPS SCHOLARSHIP

756

PELL GRANT

355

GO GRANT



LSU Impact on Your District's Healthcare

3,863

PATIENTS TREATED
LSU HEALTH SCIENCES
CENTER NEW ORLEANS

22

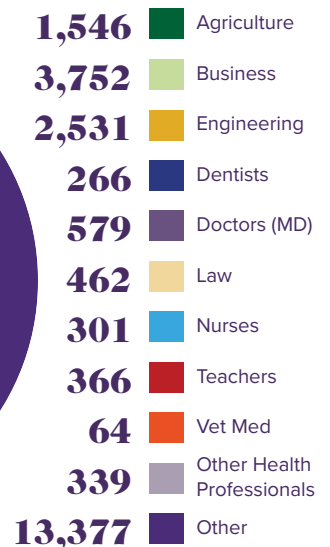
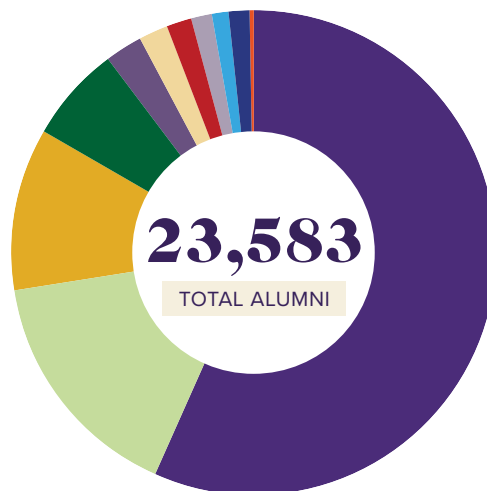
PATIENTS TREATED
LSU HEALTH SCIENCES
CENTER SHREVEPORT

2889

TOTAL EMPLOYEES
FROM ALL CAMPUSES




Breakdown of LSU Alumni Working in Your District





LSU Enrollment From Your District



770

TOTAL STUDENTS

11	LSUHSC-S
28	LSUHSC-NO
33	LSUS
10	LSUE
29	LSUA
659	LSU



Notable LSU Achievements in Your Region

- LSU has a combined research portfolio of \$488 million across its flagship campus, the LSU AgCenter, and Pennington Biomedical Research Center.
- LSU is in the elite one percent of U.S. universities having land-, sea-, and space-grant status.
- LSU is home to the nation's largest working model of the lower Mississippi River, where faculty study how river mud moves to speed up land growth and slow down erosion.
- LSU's flagship campus enrolls more than 1,400 high school students across the state in dual enrollment courses, allowing them to earn both LSU and high school credit at the same time.
- LSUHSC-NO employs over 180 physician faculty who are instrumental in treating the area's underserved community at Our Lady of the Lake and Woman's Hospital.
- Pennington Biomedical Research Center hosts educational health and wellness events such as the Irene W. Pennington Wellness Day for Women and the Parkinson's Conference.
- LSU AgCenter partners with the Sugar Cane League and USDA on numerous projects, including plant development, harvesting techniques, and soil fertility, to support the \$998.3 million industry.
- AgMagic at LSU AgCenter, held annually for the last 15 years at the Parker Coliseum on the flagship campus, brings school groups and the public together to experience agriculture, learning about where food and fiber comes from. This event reaches 10,000 to 12,000 individuals a year.



LSU Economic Impact on Your District's Parishes



\$1,978,190,317

PARISHES THAT BENEFIT

ASSUMPTION	ST. HELENA
EAST BATON ROUGE	ST. MARTIN
EAST FELICIANA	WEST BATON ROUGE
IBERVILLE	WEST FELICIANA
POINTE COUPEE	



Recipients of TOPS and Need-Based Financial Aid

409

TOPS SCHOLARSHIP

172

PELL GRANT

75

GO GRANT



LSU Impact on Your District's Healthcare

4,758

PATIENTS TREATED
LSU HEALTH SCIENCES
CENTER NEW ORLEANS

39

PATIENTS TREATED
LSU HEALTH SCIENCES
CENTER SHREVEPORT

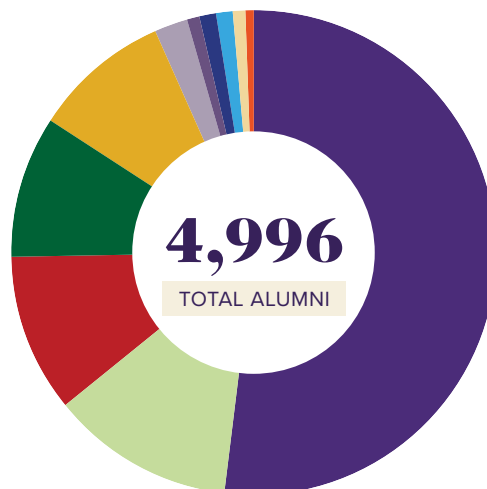
LSU Employment in Your District

361

TOTAL EMPLOYEES
FROM ALL CAMPUSES




Breakdown of LSU Alumni Working in Your District



469	Agriculture
611	Business
466	Engineering
52	Dentists
53	Doctors (MD)
40	Law
51	Nurses
521	Teachers
25	Vet Med
100	Other Health Professionals
2,608	Other

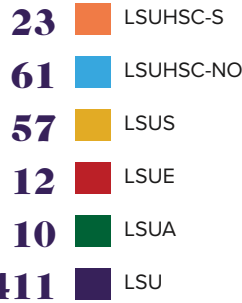


LSU Enrollment From Your District



1,574

TOTAL STUDENTS



Notable LSU Achievements in Your Region

- LSU has a combined research portfolio of \$488 million across its flagship campus, the LSU AgCenter, and Pennington Biomedical Research Center.
- LSU is in the elite one percent of U.S. universities having land-, sea-, and space-grant status.
- LSU is home to the nation's largest working model of the lower Mississippi River, where faculty study how river mud moves to speed up land growth and slow down erosion.
- LSU's flagship campus enrolls more than 1,400 high school students across the state in dual enrollment courses, allowing them to earn both LSU and high school credit at the same time.
- LSUHSC-NO employs over 180 physician faculty who are instrumental in treating the area's underserved community at Our Lady of the Lake and Woman's Hospital.
- Pennington Biomedical Research Center hosts educational health and wellness events such as the Irene W. Pennington Wellness Day for Women and the Parkinson's Conference.
- LSU AgCenter partners with the Sugar Cane League and USDA on numerous projects, including plant development, harvesting techniques, and soil fertility, to support the \$998.3 million industry.
- AgMagic at LSU AgCenter, held annually for the last 15 years at the Parker Coliseum on the flagship campus, brings school groups and the public together to experience agriculture, learning about where food and fiber comes from. This event reaches 10,000 to 12,000 individuals a year.



LSU Economic Impact on Your District's Parishes



\$231,692,423

PARISHES THAT BENEFIT

ASCENSION
LIVINGSTON
ST. JAMES



Recipients of TOPS and Need-Based Financial Aid

858

TOPS SCHOLARSHIP

325

PELL GRANT

150

GO GRANT



LSU Impact on Your District's Healthcare

4,008

PATIENTS TREATED
LSU HEALTH SCIENCES
CENTER NEW ORLEANS

24

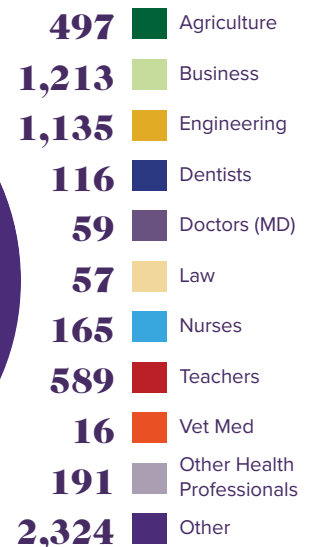
PATIENTS TREATED
LSU HEALTH SCIENCES
CENTER SHREVEPORT

457

TOTAL EMPLOYEES
FROM ALL CAMPUSES



Breakdown of LSU Alumni Working in Your District





LSU Enrollment From Your District



609

TOTAL STUDENTS

8	LSUHSC-S
74	LSUHSC-NO
36	LSUS
1	LSUE
5	LSUA
485	LSU



Notable LSU Achievements in Your Region

- LSUHSC-NO houses Louisiana's largest medical school and only dental school as well as the No. 4 nursing school in the nation.
- LSU Health Sciences Centers rank No. 5 nationally for keeping Louisiana students in state for medical studies and keeping physicians in Louisiana upon graduation.
- The LSUHSC-NO is home to eight Centers of Excellence, including the Alcohol and Drug Abuse Center, the Cardiovascular Center, the Epilepsy Center, the Eye Center, the Louisiana Vaccine Center, the Neuroscience Center, the Oral and Craniofacial Biology Center, and the Stanley S. Scott Cancer Center.
- LSU holds over \$30 million in grants aiding oil and gas discovery, extraction, processing, and storage and \$12 million related to biofuels produced in Louisiana.
- LSU holds more than \$8 million in research grants dedicated to protecting Louisiana's \$4.6 billion seafood industry.
- LSU holds more than \$65 million in research grants dedicated to protecting Louisiana's coast.
- LSU faculty from various fields are testing new, low-cost residential construction materials to protect the homes of low-income families in hurricane-prone coastal areas.
- Using advanced methods, LSU predicts how relative sea level rise, tides, wind waves, and hurricane storm surge affect flood maps and insurance rates and coastal development.



LSU Economic Impact on Your District's Parishes



\$38,640,918

PARISHES THAT BENEFIT

LAFOURCHE
ST. CHARLES
ST. JOHN



Recipients of TOPS and Need-Based Financial Aid

305

TOPS SCHOLARSHIP

115

PELL GRANT

56

GO GRANT



LSU Impact on Your District's Healthcare

13,048

PATIENTS TREATED
LSU HEALTH SCIENCES
CENTER NEW ORLEANS

10

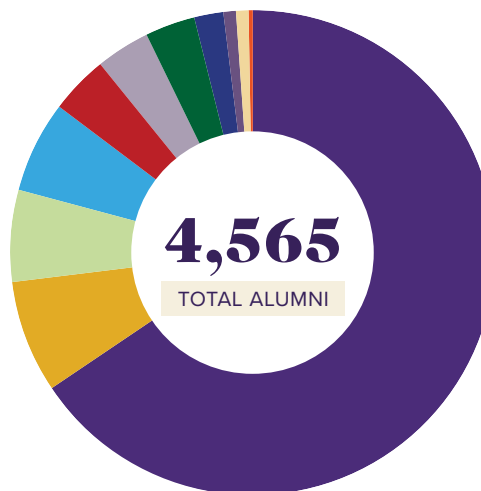
PATIENTS TREATED
LSU HEALTH SCIENCES
CENTER SHREVEPORT

91

TOTAL EMPLOYEES
FROM ALL CAMPUSES



Breakdown of LSU Alumni Working in Your District




4,565

TOTAL ALUMNI

149	Agriculture
290	Business
333	Engineering
91	Dentists
47	Doctors (MD)
31	Law
280	Nurses
175	Teachers
8	Vet Med
159	Other Health Professionals
3,002	Other



LSU Enrollment From Your District



263

TOTAL STUDENTS

11	LSUHSC-S
27	LSUHSC-NO
10	LSUS
5	LSUE
4	LSUA
206	LSU



LSU Economic Impact on Your District's Parishes



\$14,072,816

PARISHES THAT BENEFIT

LAFOURCHE
TERREBONNE



Recipients of TOPS and Need-Based Financial Aid

130

TOPS SCHOLARSHIP

52

PELL GRANT

24

GO GRANT



Notable LSU Achievements in Your Region

- LSU holds more than \$65 million in research grants dedicated to protecting Louisiana's coast.
- LSU AgCenter has led seafood safety training for 3,000 processors, packers, wholesalers, and harvesters for two decades and launched a mobile training lab through its Louisiana Sea Grant Initiative to educate commercial fishermen about cutting-edge industry practices.
- LSU holds more than \$8 million in research grants dedicated to protecting Louisiana's \$4.6 billion seafood industry.
- LSU holds more than \$8 million in aquaculture-related research grants intended for research on catfish, oysters, alligators, and more with the goal of making Louisiana's aquaculture industry more competitive in the global market.
- LSU holds over \$30 million in grants aiding oil and gas discovery, extraction, processing, and storage and \$12 million related to biofuels produced in Louisiana.
- LSU AgCenter is teaming with the Department of Wildlife & Fisheries to prevent aquatic weeds from overtaking waterways in Southwest Louisiana and the entire state.
- LSU AgCenter partners with the Sugar Cane League and USDA on numerous projects, including plant development, harvesting techniques, and soil fertility, to support the \$998.3 million industry.



LSU Impact on Your District's Healthcare

4,471

PATIENTS TREATED
LSU HEALTH SCIENCES
CENTER NEW ORLEANS

36

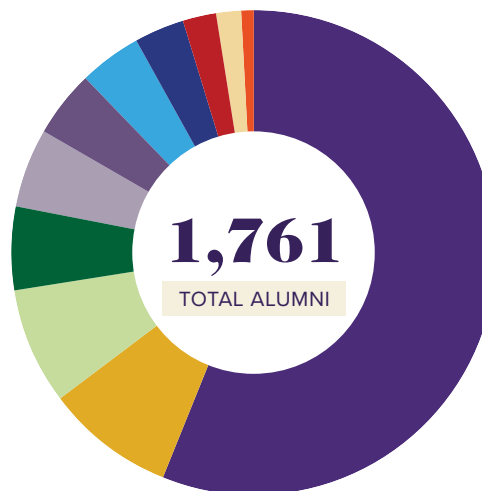
PATIENTS TREATED
LSU HEALTH SCIENCES
CENTER SHREVEPORT

27

TOTAL EMPLOYEES
FROM ALL CAMPUSES



Breakdown of LSU Alumni Working in Your District




1,761

TOTAL ALUMNI

95	Agriculture
137	Business
155	Engineering
57	Dentists
79	Doctors (MD)
31	Law
74	Nurses
41	Teachers
11	Vet Med
92	Other Health Professionals
989	Other



LSU Enrollment From Your District



468

TOTAL STUDENTS

15	LSUHSC-S
43	LSUHSC-NO
21	LSUS
22	LSUE
9	LSUA
358	LSU



LSU Economic Impact on Your District's Parishes



\$21,569,725

PARISHES THAT BENEFIT

IBERIA
ST. MARY
TERREBONNE



Recipients of TOPS and Need-Based Financial Aid

231

TOPS SCHOLARSHIP

101

PELL GRANT

43

GO GRANT



Notable LSU Achievements in Your Region

- LSU has \$70 million in active grants related to the coast, marshes, and aquaculture, all important aspects of Acadiana's way of life.
- LSU holds over \$30 million in grants aiding oil and gas discovery, extraction, processing, and storage and \$12 million related to biofuels produced in Louisiana.
- LSU holds more than \$8 million in research grants dedicated to protecting Louisiana's \$4.6 billion seafood industry.
- LSU Eunice serves nearly 700 high school students from 11 different parishes through its dual enrollment programs, allowing them to earn both LSU and high school credit at the same time.
- LSU Eunice partners with 18 hospitals in eight parishes to host on-site clinical training for students in healthcare workforce studies.
- Housed at University Hospital and Clinics in Lafayette, LSU Health Sciences Center New Orleans' Rural Scholars Track trains doctors to work in rural settings, potentially tuition free.
- For over 100 years, the H. Rouse Caffey Rice Research Station located in Rayne has supported the rice industry, now with an economic value of \$372.7 million to Louisiana.
- LSU AgCenter scientists at the Iberia Research Station are studying energy cane, a variety of sugarcane developed to produce fuel for the emerging biofuel market.



LSU Impact on Your District's Healthcare

3,816

PATIENTS TREATED
LSU HEALTH SCIENCES
CENTER NEW ORLEANS

66

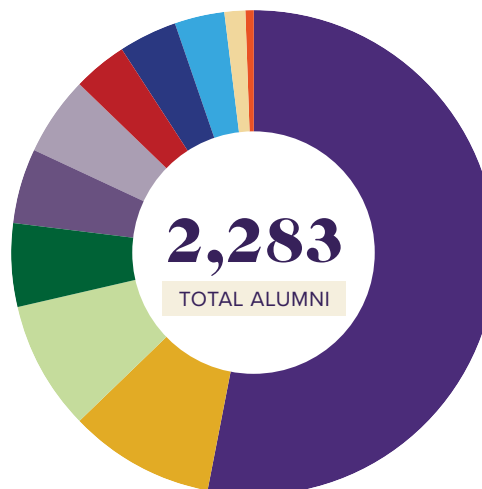
PATIENTS TREATED
LSU HEALTH SCIENCES
CENTER SHREVEPORT

35

TOTAL EMPLOYEES
FROM ALL CAMPUSES



Breakdown of LSU Alumni Working in Your District



2,283

TOTAL ALUMNI

STATE SENATE DISTRICT 22



LSU Enrollment From Your District



538

TOTAL STUDENTS

8	LSUHSC-S
38	LSUHSC-NO
26	LSUS
190	LSUE
36	LSUA
240	LSU



LSU Economic Impact on Your District's Parishes



\$48,945,293

PARISHES THAT BENEFIT

IBERIA
ST. MARTIN
ST. LANDRY



Recipients of TOPS and Need-Based Financial Aid

221

TOPS SCHOLARSHIP

204

PELL GRANT

48

GO GRANT



Notable LSU Achievements in Your Region

- LSU has \$70 million in active grants related to the coast, marshes, and aquaculture, all important aspects of Acadiana's way of life.
- LSU holds over \$30 million in grants aiding oil and gas discovery, extraction, processing, and storage and \$12 million related to biofuels produced in Louisiana.
- LSU holds more than \$8 million in research grants dedicated to protecting Louisiana's \$4.6 billion seafood industry.
- LSU Eunice serves nearly 700 high school students from 11 different parishes through its dual enrollment programs, allowing them to earn both LSU and high school credit at the same time.
- LSU Eunice partners with 18 hospitals in eight parishes to host on-site clinical training for students in healthcare workforce studies.
- Housed at University Hospital and Clinics in Lafayette, LSU Health Sciences Center New Orleans' Rural Scholars Track trains doctors to work in rural settings, potentially tuition free.
- For over 100 years, the H. Rouse Caffey Rice Research Station located in Rayne has supported the rice industry, now with an economic value of \$372.7 million to Louisiana.
- LSU AgCenter scientists at the Iberia Research Station are studying energy cane, a variety of sugarcane developed to produce fuel for the emerging biofuel market.



LSU Impact on Your District's Healthcare

4,931

PATIENTS TREATED
LSU HEALTH SCIENCES
CENTER NEW ORLEANS

207

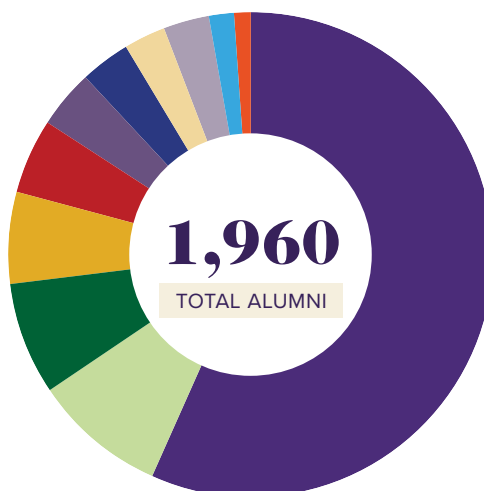
PATIENTS TREATED
LSU HEALTH SCIENCES
CENTER SHREVEPORT

59

TOTAL EMPLOYEES
FROM ALL CAMPUSES



Breakdown of LSU Alumni Working in Your District



1,960

TOTAL ALUMNI

144	Agriculture
175	Business
120	Engineering
63	Dentists
81	Doctors (MD)
57	Law
33	Nurses
97	Teachers
21	Vet Med
55	Other Health Professionals
1,114	Other



LSU Enrollment From Your District



1,078

TOTAL STUDENTS

28	LSUHSC-S
94	LSUHSC-NO
60	LSUS
172	LSUE
29	LSUA
695	LSU



LSU Economic Impact on Your District's Parishes



\$77,244,488

PARISHES THAT BENEFIT

LAFAYETTE



Recipients of TOPS and Need-Based Financial Aid

497

TOPS SCHOLARSHIP

293

PELL GRANT

98

GO GRANT



Notable LSU Achievements in Your Region

- LSU has \$70 million in active grants related to the coast, marshes, and aquaculture, all important aspects of Acadiana's way of life.
- LSU holds over \$30 million in grants aiding oil and gas discovery, extraction, processing, and storage and \$12 million related to biofuels produced in Louisiana.
- LSU holds more than \$8 million in research grants dedicated to protecting Louisiana's \$4.6 billion seafood industry.
- LSU Eunice serves nearly 700 high school students from 11 different parishes through its dual enrollment programs, allowing them to earn both LSU and high school credit at the same time.
- LSU Eunice partners with 18 hospitals in eight parishes to host on-site clinical training for students in healthcare workforce studies.
- Housed at University Hospital and Clinics in Lafayette, LSU Health Sciences Center New Orleans' Rural Scholars Track trains doctors to work in rural settings, potentially tuition free.
- For over 100 years, the H. Rouse Caffey Rice Research Station located in Rayne has supported the rice industry, now with an economic value of \$372.7 million to Louisiana.
- LSU AgCenter scientists at the Iberia Research Station are studying energy cane, a variety of sugarcane developed to produce fuel for the emerging biofuel market.



LSU Impact on Your District's Healthcare

5,211

PATIENTS TREATED
LSU HEALTH SCIENCES
CENTER NEW ORLEANS

129

PATIENTS TREATED
LSU HEALTH SCIENCES
CENTER SHREVEPORT

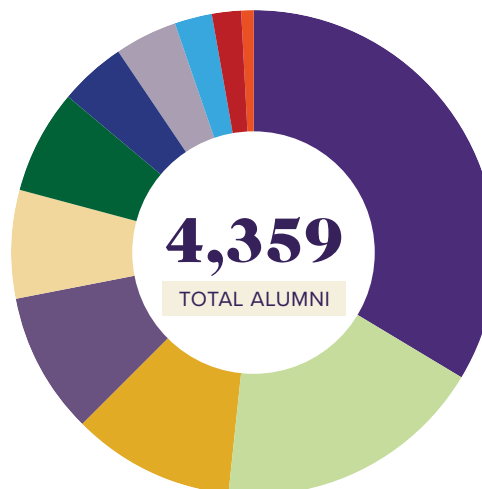
LSU Employment in Your District

153

TOTAL EMPLOYEES
FROM ALL CAMPUSES



Breakdown of LSU Alumni Working in Your District



4,359


TOTAL ALUMNI

297	Agriculture
786	Business
467	Engineering
194	Dentists
416	Doctors (MD)
319	Law
102	Nurses
84	Teachers
32	Vet Med
190	Other Health Professionals
1,472	Other

STATE SENATE DISTRICT 24



LSU Enrollment From Your District



764

TOTAL STUDENTS

9	LSUHSC-S
27	LSUHSC-NO
35	LSUS
412	LSUE
91	LSUA
190	LSU



LSU Economic Impact on Your District's Parishes



\$113,191,263

PARISHES THAT BENEFIT

LAFAYETTE
ST. LANDRY
ST. MARTIN



Recipients of TOPS and Need-Based Financial Aid

274

TOPS SCHOLARSHIP

375

PELL GRANT

69

GO GRANT



Notable LSU Achievements in Your Region

- LSU has \$70 million in active grants related to the coast, marshes, and aquaculture, all important aspects of Acadiana's way of life.
- LSU holds over \$30 million in grants aiding oil and gas discovery, extraction, processing, and storage and \$12 million related to biofuels produced in Louisiana.
- LSU holds more than \$8 million in research grants dedicated to protecting Louisiana's \$4.6 billion seafood industry.
- LSU Eunice serves nearly 700 high school students from 11 different parishes through its dual enrollment programs, allowing them to earn both LSU and high school credit at the same time.
- LSU Eunice partners with 18 hospitals in eight parishes to host on-site clinical training for students in healthcare workforce studies.
- Housed at University Hospital and Clinics in Lafayette, LSU Health Sciences Center New Orleans' Rural Scholars Track trains doctors to work in rural settings, potentially tuition free.
- For over 100 years, the H. Rouse Caffey Rice Research Station located in Rayne has supported the rice industry, now with an economic value of \$372.7 million to Louisiana.
- LSU AgCenter scientists at the Iberia Research Station are studying energy cane, a variety of sugarcane developed to produce fuel for the emerging biofuel market.



LSU Impact on Your District's Healthcare

8,881

PATIENTS TREATED
LSU HEALTH SCIENCES
CENTER NEW ORLEANS

309

PATIENTS TREATED
LSU HEALTH SCIENCES
CENTER SHREVEPORT

75

TOTAL EMPLOYEES
FROM ALL CAMPUSES




Breakdown of LSU Alumni Working in Your District



113	Agriculture
129	Business
87	Engineering
45	Dentists
69	Doctors (MD)
71	Law
27	Nurses
87	Teachers
23	Vet Med
58	Other Health Professionals
1,477	Other



LSU Enrollment From Your District



628

TOTAL STUDENTS

21	LSUHSC-S
33	LSUHSC-NO
19	LSUS
237	LSUE
8	LSUA
310	LSU



LSU Economic Impact on Your District's Parishes



\$39,810,072

PARISHES THAT BENEFIT

ACADIA
CALCASIEU
CAMERON
JEFFERSON DAVIS



Recipients of TOPS and Need-Based Financial Aid

268

TOPS SCHOLARSHIP

230

PELL GRANT

53

GO GRANT



Notable LSU Achievements in Your Region

- LSU Coastal Sciences teamed with the Water Institute of the Gulf to study the Calcasieu Ship Channel to ensure its continued success.
- Lake Charles is home to one of the largest LSU HSC-NO Family Medicine programs with 21 residents.
- LSU Eunice partners with 18 hospitals, including Lake Charles Memorial and Christus Ochsner Lake Area Hospital, in eight parishes to host on-site clinical training for respiratory care and nursing students.
- LSU Health Sciences Center New Orleans' Rural Scholars Track trains doctors to work in rural settings, potentially tuition free.
- LSU holds more than \$65 million in research grants dedicated to protecting Louisiana's coast.
- For over 100 years, the H. Rouse Caffey Rice Research Station has supported the rice industry, now with an economic value of \$372.7 million to Louisiana.
- Four LSU AgCenter extension offices in Lake Charles, Jennings, Oberlin, and DeRidder provide nutritional and agricultural information to almost 8,500 4-H students.
- LSU AgCenter and the Nature Conservancy are studying oyster habitats and the shoreline along Calcasieu Lake.
- LSU AgCenter is teaming with Wildlife & Fisheries to prevent aquatic weeds from overtaking waterways in Southwest Louisiana and the entire state.



LSU Impact on Your District's Healthcare

1,774

PATIENTS TREATED
LSU HEALTH SCIENCES
CENTER NEW ORLEANS

361

PATIENTS TREATED
LSU HEALTH SCIENCES
CENTER SHREVEPORT

105

TOTAL EMPLOYEES
FROM ALL CAMPUSES



Breakdown of LSU Alumni Working in Your District




2,487

TOTAL ALUMNI

203	Agriculture
280	Business
145	Engineering
74	Dentists
117	Doctors (MD)
97	Law
39	Nurses
84	Teachers
27	Vet Med
62	Other Health Professionals
1,359	Other



LSU Enrollment From Your District



600

TOTAL STUDENTS

7	LSUHSC-S
17	LSUHSC-NO
19	LSUS
345	LSUE
40	LSUA
172	LSU



LSU Economic Impact on Your District's Parishes



\$130,191,420

PARISHES THAT BENEFIT

ACADIA
LAFAYETTE
ST. LANDRY
VERMILION



Recipients of TOPS and Need-Based Financial Aid

225

TOPS SCHOLARSHIP

292

PELL GRANT

52

GO GRANT



Notable LSU Achievements in Your Region

- LSU has \$70 million in active grants related to the coast, marshes, and aquaculture, all important aspects of Acadiana's way of life.
- LSU holds over \$30 million in grants aiding oil and gas discovery, extraction, processing, and storage and \$12 million related to biofuels produced in Louisiana.
- LSU holds more than \$8 million in research grants dedicated to protecting Louisiana's \$4.6 billion seafood industry.
- LSU Eunice serves nearly 700 high school students from 11 different parishes through its dual enrollment programs, allowing them to earn both LSU and high school credit at the same time.
- LSU Eunice partners with 18 hospitals in eight parishes to host on-site clinical training for students in healthcare workforce studies.
- Housed at University Hospital and Clinics in Lafayette, LSU Health Sciences Center New Orleans' Rural Scholars Track trains doctors to work in rural settings, potentially tuition free.
- For over 100 years, the H. Rouse Caffey Rice Research Station located in Rayne has supported the rice industry, now with an economic value of \$372.7 million to Louisiana.
- LSU AgCenter scientists at the Iberia Research Station are studying energy cane, a variety of sugarcane developed to produce fuel for the emerging biofuel market.



LSU Impact on Your District's Healthcare

5,554

PATIENTS TREATED
LSU HEALTH SCIENCES
CENTER NEW ORLEANS

242

PATIENTS TREATED
LSU HEALTH SCIENCES
CENTER SHREVEPORT

59

TOTAL EMPLOYEES
FROM ALL CAMPUSES



Breakdown of LSU Alumni Working in Your District




118	Agriculture
104	Business
69	Engineering
55	Dentists
53	Doctors (MD)
30	Law
27	Nurses
79	Teachers
18	Vet Med
67	Other Health Professionals
1,845	Other

STATE SENATE DISTRICT 27



LSU Enrollment From Your District



297

TOTAL STUDENTS

8	LSUHSC-S
25	LSUHSC-NO
18	LSUS
22	LSUE
6	LSUA
218	LSU



LSU Economic Impact on Your District's Parishes



\$19,473,736

PARISHES THAT BENEFIT

CALCASIEU



Recipients of TOPS and Need-Based Financial Aid

144

TOPS SCHOLARSHIP

69

PELL GRANT

27

GO GRANT



Notable LSU Achievements in Your Region

- LSU Coastal Sciences teamed with the Water Institute of the Gulf to study the Calcasieu Ship Channel to ensure its continued success.
- Lake Charles is home to one of the largest LSU HSC-NO Family Medicine programs with 21 residents.
- LSU Eunice partners with 18 hospitals, including Lake Charles Memorial and Christus Ochsner Lake Area Hospital, in eight parishes to host on-site clinical training for respiratory care and nursing students.
- LSU Health Sciences Center New Orleans' Rural Scholars Track trains doctors to work in rural settings, potentially tuition free.
- LSU holds more than \$65 million in research grants dedicated to protecting Louisiana's coast.
- For over 100 years, the H. Rouse Caffey Rice Research Station has supported the rice industry, now with an economic value of \$372.7 million to Louisiana.
- Four LSU AgCenter extension offices in Lake Charles, Jennings, Oberlin, and DeRidder provide nutritional and agricultural information to almost 8,500 4-H students.
- LSU AgCenter and the Nature Conservancy are studying oyster habitats and the shoreline along Calcasieu Lake.
- LSU AgCenter is teaming with Wildlife & Fisheries to prevent aquatic weeds from overtaking waterways in Southwest Louisiana and the entire state.



LSU Impact on Your District's Healthcare

938

PATIENTS TREATED
LSU HEALTH SCIENCES
CENTER NEW ORLEANS

391

PATIENTS TREATED
LSU HEALTH SCIENCES
CENTER SHREVEPORT

31

TOTAL EMPLOYEES
FROM ALL CAMPUSES



Breakdown of LSU Alumni Working in Your District




102	Agriculture
174	Business
132	Engineering
81	Dentists
78	Doctors (MD)
87	Law
28	Nurses
69	Teachers
18	Vet Med
39	Other Health Professionals
1,008	Other

STATE SENATE DISTRICT 28



LSU Enrollment From Your District



1,073

TOTAL STUDENTS

13	LSUHSC-S
20	LSUHSC-NO
15	LSUS
442	LSUE
418	LSUA
165	LSU



LSU Economic Impact on Your District's Parishes



\$60,027,192

PARISHES THAT BENEFIT

ACADIA
ALLEN
AVOUELLES
EVANGELINE
ST. LANDRY



Recipients of TOPS and Need-Based Financial Aid

349

TOPS SCHOLARSHIP

585

PELL GRANT

115

GO GRANT



Notable LSU Achievements in Your Region

- LSU has \$70 million in active grants related to the coast, marshes, and aquaculture, all important aspects of Acadiana's way of life.
- LSU holds over \$30 million in grants aiding oil and gas discovery, extraction, processing, and storage and \$12 million related to biofuels produced in Louisiana.
- LSU holds more than \$8 million in research grants dedicated to protecting Louisiana's \$4.6 billion seafood industry.
- LSU Eunice serves nearly 700 high school students from 11 different parishes through its dual enrollment programs, allowing them to earn both LSU and high school credit at the same time.
- LSU Eunice partners with 18 hospitals in eight parishes to host on-site clinical training for students in healthcare workforce studies.
- Housed at University Hospital and Clinics in Lafayette, LSU Health Sciences Center New Orleans' Rural Scholars Track trains doctors to work in rural settings, potentially tuition free.
- For over 100 years, the H. Rouse Caffey Rice Research Station located in Rayne has supported the rice industry, now with an economic value of \$372.7 million to Louisiana.
- LSU AgCenter scientists at the Iberia Research Station are studying energy cane, a variety of sugarcane developed to produce fuel for the emerging biofuel market.



LSU Impact on Your District's Healthcare

1,746

PATIENTS TREATED
LSU HEALTH SCIENCES
CENTER NEW ORLEANS

1,543

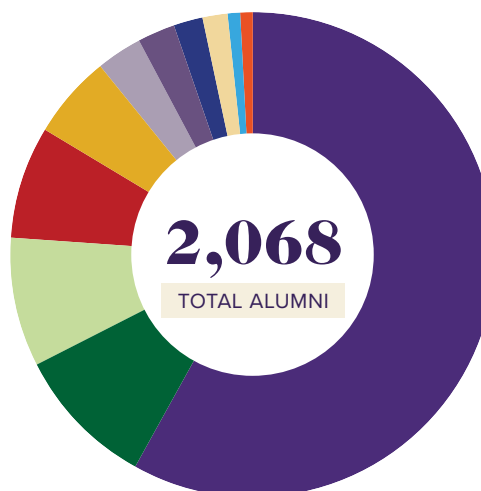
PATIENTS TREATED
LSU HEALTH SCIENCES
CENTER SHREVEPORT

174

TOTAL EMPLOYEES
FROM ALL CAMPUSES



Breakdown of LSU Alumni Working in Your District




2,068

TOTAL ALUMNI

194	Agriculture
175	Business
114	Engineering
43	Dentists
47	Doctors (MD)
32	Law
22	Nurses
157	Teachers
12	Vet Med
67	Other Health Professionals
1,205	Other



LSU Enrollment From Your District



628

TOTAL STUDENTS

6	LSUHSC-S
12	LSUHSC-NO
41	LSUS
46	LSUE
431	LSUA
92	LSU



LSU Economic Impact on Your District's Parishes



\$76,003,949

PARISHES THAT BENEFIT

BIENVILLE
GRANT
JACKSON
NATCHITOCHEs
RAPIDES
WINN



Recipients of TOPS and Need-Based Financial Aid

190

TOPS SCHOLARSHIP

325

PELL GRANT

84

GO GRANT



Notable LSU Achievements in Your Region

- LSU Alexandria's online English program has been recognized by bestcolleges.com as one of the best programs of its kind in the country and is ranked 20th in the U.S.
- LSUA's online Bachelor of Science in Criminal Justice program is ranked as one of the nation's best by Affordable Colleges Online.
- LSUA has achieved a 100 percent pass rate for its Nursing and Clinical Laboratory Technician certification exams.
- LSU conducts research that positively impacts Louisiana's \$872 million forestry industry.
- The Central Louisiana (CENLA) Teacher Training impacts the lives of area youth by training and channeling highly qualified K-12 STEM teachers into nine rural parishes in Central Louisiana.
- LSU Health Shreveport operates a robust Family Practice Clinic at Rapides Medical Center with 18 residents who provide a lifelong continuum of care.
- The Dean Lee Research and Extension Center in Rapides Parish has a long history of service to Central Louisiana with over 3,000 acres of land supporting upwards of 500 acres of field crop research and over 600 acres for beef cattle research and demonstration programs, the results of which benefit the citizens of Louisiana.



LSU Impact on Your District's Healthcare

469

PATIENTS TREATED

LSU HEALTH SCIENCES
CENTER NEW ORLEANS

6,081

PATIENTS TREATED

LSU HEALTH SCIENCES
CENTER SHREVEPORT

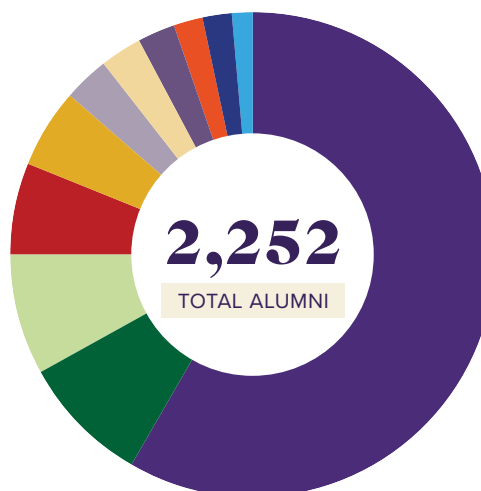
168

TOTAL EMPLOYEES

FROM ALL CAMPUSES



Breakdown of LSU Alumni Working in Your District




2,252

TOTAL ALUMNI

96	Agriculture
148	Business
62	Engineering
30	Dentists
46	Doctors (MD)
77	Law
18	Nurses
152	Teachers
13	Vet Med
40	Other Health Professionals
1,570	Other



LSU Enrollment From Your District



219

TOTAL STUDENTS

7	LSUHSC-S
10	LSUHSC-NO
15	LSUS
20	LSUE
45	LSUA
122	LSU



LSU Economic Impact on Your District's Parishes



\$21,505,726

PARISHES THAT BENEFIT

BEAUREGARD
CALCASIEU
VERNON



Recipients of TOPS and Need-Based Financial Aid

94

TOPS SCHOLARSHIP

70

PELL GRANT

23

GO GRANT



Notable LSU Achievements in Your Region

- LSU Coastal Sciences teamed with the Water Institute of the Gulf to study the Calcasieu Ship Channel to ensure its continued success.
- Lake Charles is home to one of the largest LSU HSC-NO Family Medicine programs with 21 residents.
- LSU Eunice partners with 18 hospitals, including Lake Charles Memorial and Christus Ochsner Lake Area Hospital, in eight parishes to host on-site clinical training for respiratory care and nursing students.
- LSU Health Sciences Center New Orleans' Rural Scholars Track trains doctors to work in rural settings, potentially tuition free.
- LSU holds more than \$65 million in research grants dedicated to protecting Louisiana's coast.
- For over 100 years, the H. Rouse Caffey Rice Research Station has supported the rice industry, now with an economic value of \$372.7 million to Louisiana.
- Four LSU AgCenter extension offices in Lake Charles, Jennings, Oberlin, and DeRidder provide nutritional and agricultural information to almost 8,500 4-H students.
- LSU AgCenter and the Nature Conservancy are studying oyster habitats and the shoreline along Calcasieu Lake.
- LSU AgCenter is teaming with Wildlife & Fisheries to prevent aquatic weeds from overtaking waterways in Southwest Louisiana and the entire state.



LSU Impact on Your District's Healthcare

656

PATIENTS TREATED
LSU HEALTH SCIENCES
CENTER NEW ORLEANS

1,561

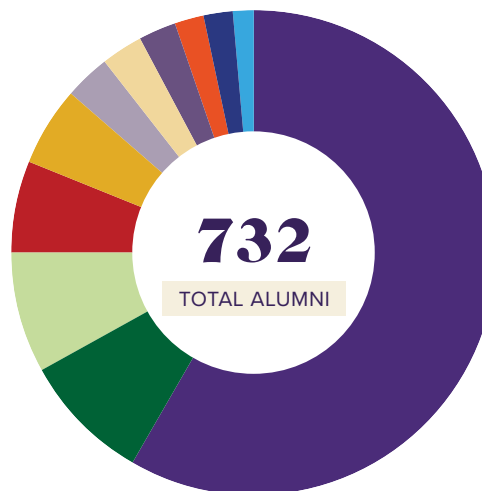
PATIENTS TREATED
LSU HEALTH SCIENCES
CENTER SHREVEPORT

19

TOTAL EMPLOYEES
FROM ALL CAMPUSES



Breakdown of LSU Alumni Working in Your District



732


TOTAL ALUMNI

63	Agriculture
58	Business
39	Engineering
14	Dentists
18	Doctors (MD)
20	Law
10	Nurses
45	Teachers
14	Vet Med
23	Other Health Professionals
428	Other

STATE SENATE DISTRICT 31



LSU Enrollment From Your District



816

TOTAL STUDENTS

32 LSUHSC-S
13 LSUHSC-NO
57 LSUS
38 LSUE
465 LSUA
211 LSU



LSU Economic Impact on Your District's Parishes



\$74,602,214

PARISHES THAT BENEFIT

GRANT
 NATCHITOCHEs
 RAPIDES
 RED RIVER
 SABINE
 WINN



Recipients of TOPS and Need-Based Financial Aid

270

TOPS SCHOLARSHIP

370

PELL GRANT

103

GO GRANT



Notable LSU Achievements in Your Region

- LSU Alexandria's online English program has been recognized by bestcolleges.com as one of the best programs of its kind in the country and is ranked 20th in the U.S.
- LSUA's online Bachelor of Science in Criminal Justice program is ranked as one of the nation's best by Affordable Colleges Online.
- LSUA has achieved a 100 percent pass rate for its Nursing and Clinical Laboratory Technician certification exams.
- LSU conducts research that positively impacts Louisiana's \$872 million forestry industry.
- The Central Louisiana (CENLA) Teacher Training impacts the lives of area youth by training and channeling highly qualified K-12 STEM teachers into nine rural parishes in Central Louisiana.
- LSU Health Shreveport operates a robust Family Practice Clinic at Rapides Medical Center with 18 residents who provide a lifelong continuum of care.
- The Dean Lee Research and Extension Center in Rapides Parish has a long history of service to Central Louisiana with over 3,000 acres of land supporting upwards of 500 acres of field crop research and over 600 acres for beef cattle research and demonstration programs, the results of which benefit the citizens of Louisiana.



LSU Impact on Your District's Healthcare

411

PATIENTS TREATED
 LSU HEALTH SCIENCES
 CENTER NEW ORLEANS

7,200

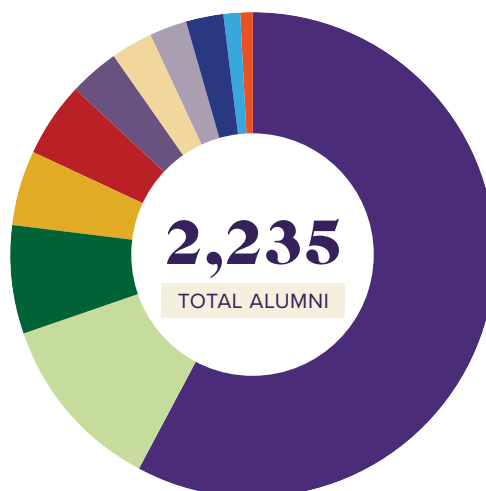
PATIENTS TREATED
 LSU HEALTH SCIENCES
 CENTER SHREVEPORT

164

TOTAL EMPLOYEES
 FROM ALL CAMPUSES



Breakdown of LSU Alumni Working in Your District




2,235

TOTAL ALUMNI

159 Agriculture
266 Business
115 Engineering
51 Dentists
69 Doctors (MD)
63 Law
26 Nurses
113 Teachers
17 Vet Med
60 Other Health Professionals
1,296 Other



LSU Enrollment From Your District



482

TOTAL STUDENTS

13	LSUHSC-S
12	LSUHSC-NO
14	LSUS
25	LSUE
284	LSUA
134	LSU



Notable LSU Achievements in Your Region

- LSU Health Shreveport has 24 residents training in family medicine at Ochsner LSU Health Monroe Medical Center. Five additional residency programs rotate through Monroe Medical Center.
- LSU AgCenter 4-H agents serve over 20,000 K-12 students in the Northeast Louisiana region.
- The Macon Ridge Station near Winnsboro consists of 815 acres dedicated to row crop production and raising cattle with the goal to improve profitability of agriculture, the region's largest industry.
- The Sweet Potato Station located on 300 acres in Chase is the only sweet potato research station in the world and supports the \$75 million industry by producing virus-free foundation seeds farmers can plant to keep their crops healthy, sustaining the industry.
- The Northeast Research Station, consisting of 550 acres located near St. Joseph, is dedicated to conservation tillage, crop production, and pest management to aid regional farmers and conduct research benefiting agricultural productivity while protecting the environment.
- Nutrition programs are thriving under the statewide Healthy Communities program: a joint program with LSU AgCenter, Pennington Biomedical, and Southern University Ag Center aimed at improving the health profile of a parish population by promoting healthy eating and physical activity and providing access to healthy foods and recreational facilities.



LSU Economic Impact on Your District's Parishes



\$99,114,491

PARISHES THAT BENEFIT

AVOUELLES	FRANKLIN
CATAHOULA	LASALLE
CALDWELL	RAPIDES
CONCORDIA	WEST FELICIANA



Recipients of TOPS and Need-Based Financial Aid

165

TOPS SCHOLARSHIP

223

PELL GRANT

61

GO GRANT



LSU Impact on Your District's Healthcare

886

PATIENTS TREATED
LSU HEALTH SCIENCES
CENTER NEW ORLEANS

3,423

PATIENTS TREATED
LSU HEALTH SCIENCES
CENTER SHREVEPORT

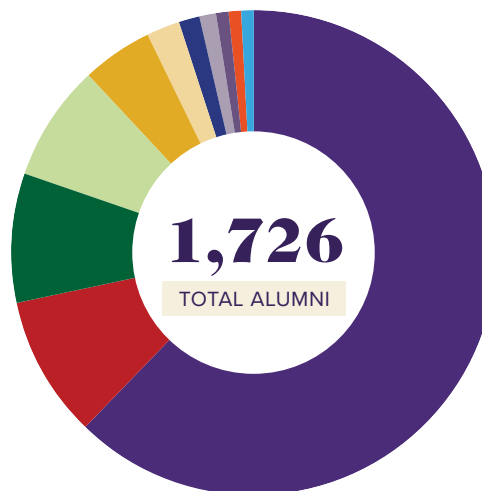
LSU Employment in Your District

152

TOTAL EMPLOYEES
FROM ALL CAMPUSES



Breakdown of LSU Alumni Working in Your District



148	Agriculture
133	Business
82	Engineering
23	Dentists
15	Doctors (MD)
39	Law
12	Nurses
161	Teachers
13	Vet Med
22	Other Health Professionals
1,078	Other



LSU Enrollment From Your District



203

TOTAL STUDENTS

25 ■ LSUHSC-S
15 ■ LSUHSC-NO
35 ■ LSUS
3 ■ LSUE
8 ■ LSUA
117 ■ LSU



LSU Economic Impact on Your District's Parishes



\$72,383,161

PARISHES THAT BENEFIT

CLAIBORNE
 LINCOLN
 MOREHOUSE
 OUACHITA
 UNION
 WEST CARROLL



Recipients of TOPS and Need-Based Financial Aid

81

TOPS SCHOLARSHIP

41

PELL GRANT

19

GO GRANT



Notable LSU Achievements in Your Region

- LSU Health Shreveport has 24 residents training in family medicine at Ochsner LSU Health Monroe Medical Center. Five additional residency programs rotate through Monroe Medical Center.
- LSU AgCenter 4-H agents serve over 20,000 K-12 students in the Northeast Louisiana region.
- The Macon Ridge Station near Winnsboro consists of 815 acres dedicated to row crop production and raising cattle with the goal to improve profitability of agriculture, the region's largest industry.
- The Sweet Potato Station located on 300 acres in Chase is the only sweet potato research station in the world and supports the \$75 million industry by producing virus-free foundation seeds farmers can plant to keep their crops healthy, sustaining the industry.
- The Northeast Research Station, consisting of 550 acres located near St. Joseph, is dedicated to conservation tillage, crop production, and pest management to aid regional farmers and conduct research benefiting agricultural productivity while protecting the environment.
- Nutrition programs are thriving under the statewide Healthy Communities program: a joint program with LSU AgCenter, Pennington Biomedical, and Southern University Ag Center aimed at improving the health profile of a parish population by promoting healthy eating and physical activity and providing access to healthy foods and recreational facilities.



LSU Impact on Your District's Healthcare

224

PATIENTS TREATED
 LSU HEALTH SCIENCES
 CENTER NEW ORLEANS

5,324

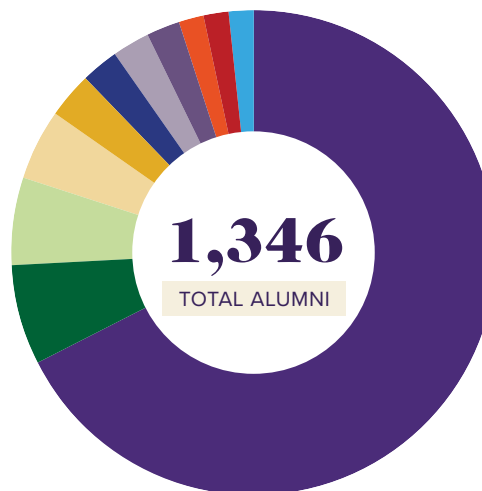
PATIENTS TREATED
 LSU HEALTH SCIENCES
 CENTER SHREVEPORT

78

TOTAL EMPLOYEES
 FROM ALL CAMPUSES



Breakdown of LSU Alumni Working in Your District



1,346

TOTAL ALUMNI

91 ■ Agriculture
78 ■ Business
40 ■ Engineering
33 ■ Dentists
31 ■ Doctors (MD)
66 ■ Law
19 ■ Nurses
23 ■ Teachers
24 ■ Vet Med
32 ■ Other Health Professionals
909 ■ Other



LSU Enrollment From Your District



139

TOTAL STUDENTS

7	LSUHSC-S
13	LSUHSC-NO
20	LSUS
3	LSUE
13	LSUA
83	LSU



Notable LSU Achievements in Your Region

- LSU Health Shreveport has 24 residents training in family medicine at Ochsner LSU Health Monroe Medical Center. Five additional residency programs rotate through Monroe Medical Center.
- LSU AgCenter 4-H agents serve over 20,000 K-12 students in the Northeast Louisiana region.
- The Macon Ridge Station near Winnsboro consists of 815 acres dedicated to row crop production and raising cattle with the goal to improve profitability of agriculture, the region's largest industry.
- The Sweet Potato Station located on 300 acres in Chase is the only sweet potato research station in the world and supports the \$75 million industry by producing virus-free foundation seeds farmers can plant to keep their crops healthy, sustaining the industry.
- The Northeast Research Station, consisting of 550 acres located near St. Joseph, is dedicated to conservation tillage, crop production, and pest management to aid regional farmers and conduct research benefiting agricultural productivity while protecting the environment.
- Nutrition programs are thriving under the statewide Healthy Communities program: a joint program with LSU AgCenter, Pennington Biomedical, and Southern University Ag Center aimed at improving the health profile of a parish population by promoting healthy eating and physical activity and providing access to healthy foods and recreational facilities.



LSU Economic Impact on Your District's Parishes



\$70,989,265

PARISHES THAT BENEFIT

CONCORDIA
EAST CARROLL
MADISON
OUACHITA
RICHLAND
TENSAS



Recipients of TOPS and Need-Based Financial Aid

59

TOPS SCHOLARSHIP

33

PELL GRANT

14

GO GRANT



LSU Impact on Your District's Healthcare

317

PATIENTS TREATED
LSU HEALTH SCIENCES
CENTER NEW ORLEANS

4,850

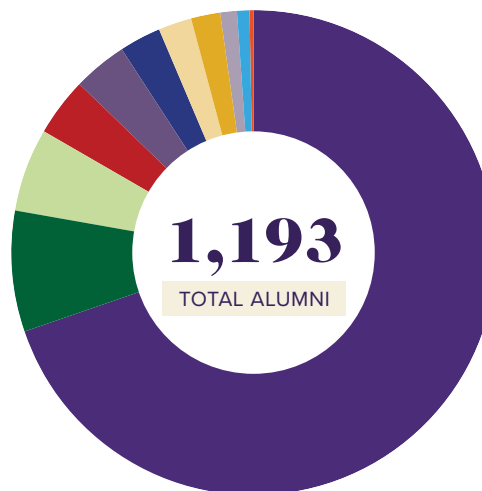
PATIENTS TREATED
LSU HEALTH SCIENCES
CENTER SHREVEPORT

56

TOTAL EMPLOYEES
FROM ALL CAMPUSES



Breakdown of LSU Alumni Working in Your District




1,193

TOTAL ALUMNI

93	Agriculture
69	Business
21	Engineering
35	Dentists
43	Doctors (MD)
27	Law
9	Nurses
44	Teachers
3	Vet Med
14	Other Health Professionals
835	Other



LSU Enrollment From Your District



513

TOTAL STUDENTS

37	LSUHSC-S
33	LSUHSC-NO
34	LSUS
12	LSUE
198	LSUA
199	LSU



Notable LSU Achievements in Your Region

- LSU Health Shreveport has 24 residents training in family medicine at Ochsner LSU Health Monroe Medical Center. Five additional residency programs rotate through Monroe Medical Center.
- LSU AgCenter 4-H agents serve over 20,000 K-12 students in the Northeast Louisiana region.
- The Macon Ridge Station near Winnsboro consists of 815 acres dedicated to row crop production and raising cattle with the goal to improve profitability of agriculture, the region's largest industry.
- The Sweet Potato Station located on 300 acres in Chase is the only sweet potato research station in the world and supports the \$75 million industry by producing virus-free foundation seeds farmers can plant to keep their crops healthy, sustaining the industry.
- The Northeast Research Station, consisting of 550 acres located near St. Joseph, is dedicated to conservation tillage, crop production, and pest management to aid regional farmers and conduct research benefiting agricultural productivity while protecting the environment.
- Nutrition programs are thriving under the statewide Healthy Communities program: a joint program with LSU AgCenter, Pennington Biomedical, and Southern University Ag Center aimed at improving the health profile of a parish population by promoting healthy eating and physical activity and providing access to healthy foods and recreational facilities.



LSU Economic Impact on Your District's Parishes



\$131,192,155

PARISHES THAT BENEFIT

GRANT
JACKSON
LINCOLN
OUACHITA
RAPIDES



Recipients of TOPS and Need-Based Financial Aid

185

TOPS SCHOLARSHIP

181

PELL GRANT

57

GO GRANT



LSU Impact on Your District's Healthcare

308

PATIENTS TREATED
LSU HEALTH SCIENCES
CENTER NEW ORLEANS

4,483

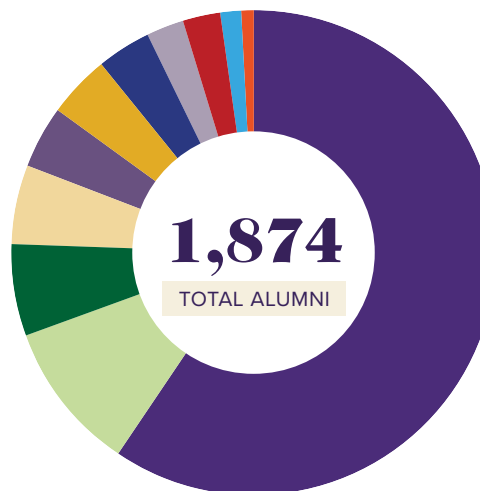
PATIENTS TREATED
LSU HEALTH SCIENCES
CENTER SHREVEPORT

107

TOTAL EMPLOYEES
FROM ALL CAMPUSES



Breakdown of LSU Alumni Working in Your District




1,874

TOTAL ALUMNI

112	Agriculture
192	Business
74	Engineering
70	Dentists
79	Doctors (MD)
100	Law
28	Nurses
46	Teachers
13	Vet Med
46	Other Health Professionals
1,114	Other



LSU Enrollment From Your District



660

TOTAL STUDENTS

43 ■ LSUHSC-S
9 ■ LSUHSC-NO
432 ■ LSUS
1 ■ LSUE
14 ■ LSUA
161 ■ LSU



Notable LSU Achievements in Your Region

- LSU Shreveport partners with key community stakeholders such as Barksdale Air Force Base Global Strike Command and the Economic Accelerator Program to strengthen the region, encourage innovation, and attract and retain the best and brightest talent.
- In the last academic year, 12 patent applications derived from research at LSU Shreveport, with undergraduate students having a direct connection to at least nine.
- LSUHSC-S is home to three Centers of Excellence: Feist-Weiller Cancer Center, Center of Excellence for Arthritis and Rheumatology, and Center for Cardiovascular Diseases and Sciences.
- LSUHSC-Shreveport's Annual Feist Weiller Cancer Center Family Day offers free cancer screening and cancer prevention, smoking cessation, and healthy meal preparation classes.
- Through a partnership with LSU Shreveport and Bossier Schools, grant funding is used to strengthen clinical practice for middle to high school math and science candidates and to mentor teachers. High school students are exposed to eight weeks of hands-on research activities under the supervision of LSUHSC-S faculty members who serve as program mentors.
- The nine-parish Northwest Louisiana area is home to the LSU AgCenter's Hill Farm Research Station in Homer, the Pecan Research Station, Red River Research Station, and nine AgCenter extension offices.
- Ag Magic at the State Fair is conducted annually to increase agriculture awareness among the general public and school groups. During the three weeks of the fair each year, over 50,000 participants take part in interactive displays.



LSU Economic Impact on Your District's Parishes



\$144,972,411

PARISHES THAT BENEFIT

BIENVILLE
BOSSIER
CLAIBORNE
WEBSTER



Recipients of TOPS and Need-Based Financial Aid

174

TOPS SCHOLARSHIP

164

PELL GRANT

82

GO GRANT



LSU Impact on Your District's Healthcare

118

PATIENTS TREATED
LSU HEALTH SCIENCES
CENTER NEW ORLEANS

14,573

PATIENTS TREATED
LSU HEALTH SCIENCES
CENTER SHREVEPORT

220

TOTAL EMPLOYEES
FROM ALL CAMPUSES



Breakdown of LSU Alumni Working in Your District




1,283

TOTAL ALUMNI

83 ■ Agriculture
89 ■ Business
56 ■ Engineering
37 ■ Dentists
14 ■ Doctors (MD)
56 ■ Law
21 ■ Nurses
38 ■ Teachers
28 ■ Vet Med
116 ■ Other Health Professionals
745 ■ Other



LSU Enrollment From Your District



1,236

TOTAL STUDENTS

129 LSUHSC-S
27 LSUHSC-NO
825 LSUS
1 LSUE
4 LSUA
250 LSU



LSU Economic Impact on Your District's Parishes



\$939,901,188

PARISHES THAT BENEFIT

BOSSIER
CADD0



Recipients of TOPS and Need-Based Financial Aid

296

TOPS SCHOLARSHIP

287

PELL GRANT

148

GO GRANT



Notable LSU Achievements in Your Region

- LSU Shreveport partners with key community stakeholders such as Barksdale Air Force Base Global Strike Command and the Economic Accelerator Program to strengthen the region, encourage innovation, and attract and retain the best and brightest talent.
- In the last academic year, 12 patent applications derived from research at LSU Shreveport, with undergraduate students having a direct connection to at least nine.
- LSUHSC-S is home to three Centers of Excellence: Feist-Weiller Cancer Center, Center of Excellence for Arthritis and Rheumatology, and Center for Cardiovascular Diseases and Sciences.
- LSUHSC-Shreveport's Annual Feist Weiller Cancer Center Family Day offers free cancer screening and cancer prevention, smoking cessation, and healthy meal preparation classes.
- Through a partnership with LSU Shreveport and Bossier Schools, grant funding is used to strengthen clinical practice for middle to high school math and science candidates and to mentor teachers. High school students are exposed to eight weeks of hands-on research activities under the supervision of LSUHSC-S faculty members who serve as program mentors.
- The nine-parish Northwest Louisiana area is home to the LSU AgCenter's Hill Farm Research Station in Homer, the Pecan Research Station, Red River Research Station, and nine AgCenter extension offices.
- Ag Magic at the State Fair is conducted annually to increase agriculture awareness among the general public and school groups. During the three weeks of the fair each year, over 50,000 participants take part in interactive displays.



LSU Impact on Your District's Healthcare

96

PATIENTS TREATED
LSU HEALTH SCIENCES
CENTER NEW ORLEANS

19,386

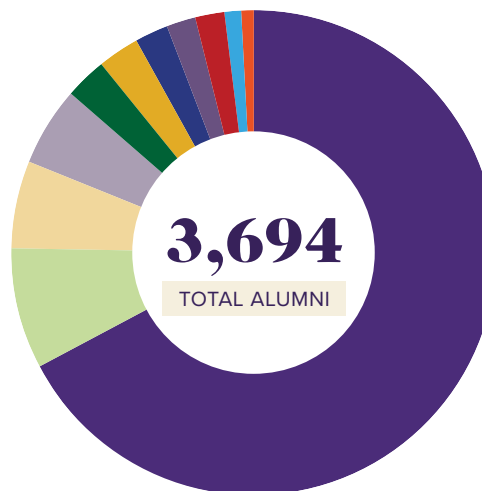
PATIENTS TREATED
LSU HEALTH SCIENCES
CENTER SHREVEPORT

948

TOTAL EMPLOYEES
FROM ALL CAMPUSES



Breakdown of LSU Alumni Working in Your District




3,694

TOTAL ALUMNI

109 Agriculture
297 Business
101 Engineering
81 Dentists
77 Doctors (MD)
208 Law
44 Nurses
68 Teachers
22 Vet Med
194 Other Health Professionals
2,493 Other



LSU Enrollment From Your District



1,049

TOTAL STUDENTS

61 LSUHSC-S
11 LSUHSC-NO
761 LSUS
3 LSUE
10 LSUA
203 LSU



LSU Economic Impact on Your District's Parishes



\$820,509,558

PARISHES THAT BENEFIT

DESOTO
CADD0



Recipients of TOPS and Need-Based Financial Aid

255

TOPS SCHOLARSHIP

264

PELL GRANT

134

GO GRANT



Notable LSU Achievements in Your Region

- LSU Shreveport partners with key community stakeholders such as Barksdale Air Force Base Global Strike Command and the Economic Accelerator Program to strengthen the region, encourage innovation, and attract and retain the best and brightest talent.
- In the last academic year, 12 patent applications derived from research at LSU Shreveport, with undergraduate students having a direct connection to at least nine.
- LSUHSC-S is home to three Centers of Excellence: Feist-Weiller Cancer Center, Center of Excellence for Arthritis and Rheumatology, and Center for Cardiovascular Diseases and Sciences.
- LSUHSC-Shreveport's Annual Feist Weiller Cancer Center Family Day offers free cancer screening and cancer prevention, smoking cessation, and healthy meal preparation classes.
- Through a partnership with LSU Shreveport and Bossier Schools, grant funding is used to strengthen clinical practice for middle to high school math and science candidates and to mentor teachers. High school students are exposed to eight weeks of hands-on research activities under the supervision of LSUHSC-S faculty members who serve as program mentors.
- The nine-parish Northwest Louisiana area is home to the LSU AgCenter's Hill Farm Research Station in Homer, the Pecan Research Station, Red River Research Station, and nine AgCenter extension offices.
- Ag Magic at the State Fair is conducted annually to increase agriculture awareness among the general public and school groups. During the three weeks of the fair each year, over 50,000 participants take part in interactive displays.



LSU Impact on Your District's Healthcare

86

PATIENTS TREATED
LSU HEALTH SCIENCES
CENTER NEW ORLEANS

17,197

PATIENTS TREATED
LSU HEALTH SCIENCES
CENTER SHREVEPORT

456

TOTAL EMPLOYEES
FROM ALL CAMPUSES



Breakdown of LSU Alumni Working in Your District




2,744

TOTAL ALUMNI

76 Agriculture
172 Business
79 Engineering
39 Dentists
56 Doctors (MD)
67 Law
17 Nurses
49 Teachers
13 Vet Med
152 Other Health Professionals
2,024 Other



LSU Enrollment From Your District



440

TOTAL STUDENTS

13 ■ LSUHSC-S
8 ■ LSUHSC-NO
350 ■ LSUS
1 ■ LSUE
5 ■ LSUA
63 ■ LSU



Notable LSU Achievements in Your Region

- LSU Shreveport partners with key community stakeholders such as Barksdale Air Force Base Global Strike Command and the Economic Accelerator Program to strengthen the region, encourage innovation, and attract and retain the best and brightest talent.
- In the last academic year, 12 patent applications derived from research at LSU Shreveport, with undergraduate students having a direct connection to at least nine.
- LSUHSC-S is home to three Centers of Excellence: Feist-Weiller Cancer Center, Center of Excellence for Arthritis and Rheumatology, and Center for Cardiovascular Diseases and Sciences.
- LSUHSC-Shreveport's Annual Feist Weiller Cancer Center Family Day offers free cancer screening and cancer prevention, smoking cessation, and healthy meal preparation classes.
- Through a partnership with LSU Shreveport and Bossier Schools, grant funding is used to strengthen clinical practice for middle to high school math and science candidates and to mentor teachers. High school students are exposed to eight weeks of hands-on research activities under the supervision of LSUHSC-S faculty members who serve as program mentors.
- The nine-parish Northwest Louisiana area is home to the LSU AgCenter's Hill Farm Research Station in Homer, the Pecan Research Station, Red River Research Station, and nine AgCenter extension offices.
- Ag Magic at the State Fair is conducted annually to increase agriculture awareness among the general public and school groups. During the three weeks of the fair each year, over 50,000 participants take part in interactive displays.



LSU Economic Impact on Your District's Parishes



\$811,371,914

PARISHES THAT BENEFIT

CADDO



Recipients of TOPS and Need-Based Financial Aid

99

TOPS SCHOLARSHIP

115

PELL GRANT

59

GO GRANT



LSU Impact on Your District's Healthcare

92

PATIENTS TREATED
LSU HEALTH SCIENCES
CENTER NEW ORLEANS

32,743

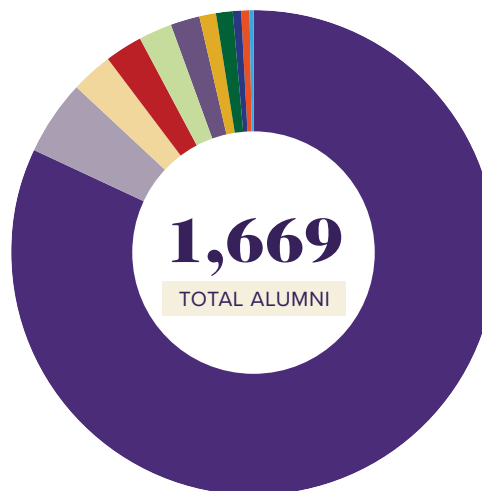
PATIENTS TREATED
LSU HEALTH SCIENCES
CENTER SHREVEPORT

198

TOTAL EMPLOYEES
FROM ALL CAMPUSES



Breakdown of LSU Alumni Working in Your District



1,669

TOTAL ALUMNI

16 ■ Agriculture
37 ■ Business
22 ■ Engineering
12 ■ Dentists
30 ■ Doctors (MD)
48 ■ Law
3 ■ Nurses
42 ■ Teachers
7 ■ Vet Med
80 ■ Other Health Professionals
1,372 ■ Other