

SHELTERTECH

HIGH TUNNEL GREENHOUSE



Official Product Guide

TABLE OF CONTENTS

Why Choose a ShelterTech High Tunnel Greenhouse	1
The ShelterTech High Tunnel Greenhouse: How It's Different	2
Increase Your Yield, Extend Your Growing Season	3
Luminate Fabric Features and Benefits	4
Build Your Own High Tunnel Greenhouse	5
Build Your Own High Tunnel Greenhouse Continued	6
Warranty Information	7
Contact Us	8

WHY CHOOSE A SHELTERTECH HIGH TUNNEL GREENHOUSE

1

When we set out to develop the ShelterTech High Tunnel Greenhouse, our objective was to create an efficient and effective product that would fit the needs of the consumer, not the other way around.

OUR GOAL

Create a high capacity greenhouse unit that was both affordable and made from top-of-the-line materials. It would be functional, and still versatile in that it could be customized based on the needs of the individual customer. In the end, we succeeded in the creation of a top-of-the-line greenhouse that could meet the needs of both medium scale organic growers and the large scale commercial farmer.

THE SHELTERTECH HIGH TUNNEL GREENHOUSE: HOW IT'S DIFFERENT 2

We designed the ShelterTech High Tunnel Greenhouse to be a strong and durable unit that was manufactured using some of the best materials in the market today.



Proudly manufactured in the USA, here are a few characteristics that make the High Tunnel Greenhouse different:



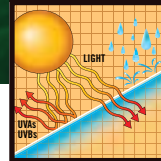
ASTM A500 GRADE B/C GALVANIZED STEEL FRAME:

We use galvanized ASTM A500 Grade B/C USA manufactured carbon steel for our greenhouse frames. We source this steel from the United States in order to ensure quality, durability and superior strength. Our steel frames are certified ASTM A653/A653M for ultimate corrosion resistance.




PATENTED SHELTERLOCK® STEEL STABILIZERS:

At every purlin our ShelterLock Steel stabilizers prevent racking and provide rock-solid strength and frame stability.



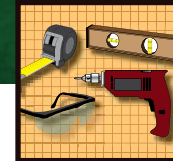
LUMINATE FABRIC FOR MORE EFFICIENT GROWING:

ShelterTech uses Luminate fabric for more effective, efficient growing within your greenhouse unit. These fabric covers are designed to block harmful UVA and UVB rays, all the while allowing in light. Made from triple-layer, ripstop 5.5 oz. polyethylene, our fabric covers are stronger and more durable than many on the market today.



BOLT TOGETHER SOLID CONNECTIONS:

Our units feature solid connection points thanks to nut and bolt fasteners at every joint. This enhances the overall stability and safety of the unit.



FLEXIBLE BUILD-YOUR-OWN OPTIONS:

ShelterTech High Tunnel Greenhouses have been designed to offer customers flexible purchase options. We feature two unit shapes: round and gothic, and 4 bundle options to choose from.

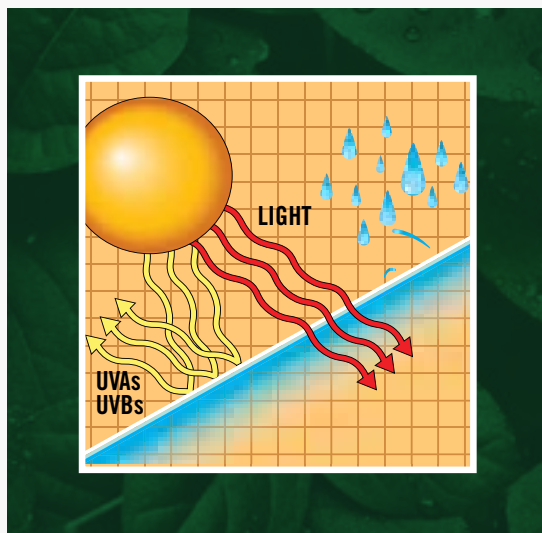
[Click here to learn more about our bundle options.](#)

GROW STRONG PLANTS, FASTER WITH *LUMINATE DIFFUSION FABRIC*

When sourcing covers for our greenhouse units, we wanted to be sure our covers would help our customers grow strong plants, faster without having to increase their resources. The solution? Our LUMINATE fabric covers. Unlike many clear single-layer polyethylene greenhouse covers that are single use and tear easily, LUMINATE fabric can be reused the following season. These covers are a tough, triple-layer ripstop 5.5 oz. polyethylene fabric that acts as a more efficient greenhouse cover than many in the market today.



LUMINATE DIFFUSE LIGHT FABRIC COVERS GROW HEARTIER PLANTS, FASTER



Researchers have tested and found that **plants use diffuse light more efficiently than direct light.**¹ In multiple tests, the affects of diffused light on plant growth, health and resources expelled were compared to clear fabric and glass covers. These studies have shown that overall, diffused light covers performed better than clear fabric or glass covers.


In one study, **the use of diffuse light ended the growing season with 8-11% more² production** compared to clear covers, and **produce grown under diffuse light saw an increase in individual fruit weight by 5-8 grams²** compared to produce grown under clear covers.

¹'Advantages of Diffuse Light for Horticultural Production and Perspectives for Further Research,' Institute of Environmental and Sustainable Development in Agriculture, Chinese Academy of Agriculture Sciences, Beijing, China. T.LI and Q.YANG. 2015

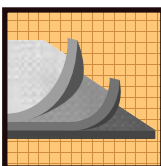
²'Influence of Diffuse Glass on the Growth and Production of Tomato,' Wageningen UR Greenhouse Horticulture, Wageningen, The Netherlands. T. Dueck, J. Janse, T. Li, F. Kempkes and B. Eveleens. 2012

LUMINATE FABRIC FEATURES AND BENEFITS

4

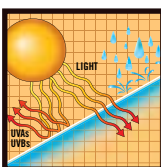


Ripstop Fabric



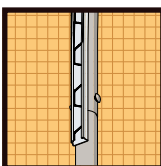
Durable and Sturdy Fabric:

Our 5.5 oz. Polyethylene fabric covers are rip-stop, triple-layered to ensure a longer lifespan compared to other greenhouse fabric covers. Our fabric covers – when properly maintained – can be reused in your greenhouse unit. They have been UVA/UVB treated to reduce mold and deterioration.



Proven to Promote and Enhance Growing:

Our fabric covers promote more efficient and effective growing. The Luminate diffusion fabric covers diffuse light within the greenhouse unit, for more even growing of your plants. This unique fabric blocks harmful UVA and UVB rays while allowing in light.



Sealed Connections:

Uses wiggle wire and track fastener system for tight, water resistant seals.



Module Kitted:

All needed parts are manufactured and included especially for the frame profile you purchase.

Our fabric covers are a great choice for hobby growers and commercial farmers alike. They extend your growing season into cooler months, protect plants against harsh weather, and help you save water and resources and still grow strong, healthy plants.

Increase your yield, extend your growing season with ShelterTech High Tunnel Greenhouses and Luminate Diffusion Fabric.

In using the Luminate Diffusion Fabric, optimal results were found in regions that receive higher amounts of direct sunlight.

BUILD YOUR OWN HIGH TUNNEL GREENHOUSE

5

To better meet the demands of our customers, we've created flexible purchase options for our High Tunnel Greenhouse units. Through our program you can purchase the bundle you need, in up to 2 styles and lengths up to 100 ft.

1. CHOOSE YOUR BUNDLE

Build your own ShelterTech High Tunnel Greenhouse by choosing one of our four bundle options.



FRAME ONLY



FRAME + END PANEL




FRAME + COVER KIT



FULL GREENHOUSE KIT

2. CHOOSE YOUR STYLE

Choose between our two greenhouse styles: Round or Gothic.



ROUND STYLE




GOTHIC STYLE

3. CHOOSE YOUR SIZE

Get the greenhouse you want in the size you need. Choose from between 8 ft. and 38 ft. width and up to 100 ft. long, depending on the building style you choose.


ROUND FRAME SIZE INFORMATION:



8' x 8'	10' x 8'	12' x 8'	14' x 8'	20' x 10'	26' x 13'	38' x 15'	
8' - 0"	10' - 0"	12' - 0"	14' - 0"	20' - 0"	26' - 0"	38' - 0"	FRAME WIDTH
8' - 5"	8' - 7"	8' - 8"	8' - 5"	10' - 8"	13' - 0"	15' - 3"	FRAME HEIGHT*
CUSTOM SIZED, AVAILABLE IN 4-FOOT INCREMENTS							FRAME LENGTH
1 3/8"	1 3/8"	1 3/8"	1 3/8"	1 5/8"	1 5/8"	2 3/8"	PIPE DIAMETER
15	15	15	15	15	15	13	STEEL GAUGE

*Building height measurement includes the top 6 inches of the base anchoring pipe.

GOthic FRAME SIZE INFORMATION:



18' x 11'	20' x 12'	24' x 12'	26' x 12'	30' x 12'	34' x 12'	
17' - 11"	19' - 11"	23' - 11"	25' - 11"	29' - 11"	34' - 1"	FRAME WIDTH
11' - 9"	12' - 2"	12' - 2"	12' - 2"	12' - 2"	12' - 3"	FRAME HEIGHT*
CUSTOM SIZED, AVAILABLE IN 4-FOOT INCREMENTS						FRAME LENGTH
1 5/8"	1 5/8"	1 5/8"	1 5/8"	1 7/8"	1 7/8"	PIPE DIAMETER
15	15	15	15	14	14	STEEL GAUGE

*Building height measurement includes the top 6 inches of the base anchoring pipe.

END PANEL FRAME SIZE INFORMATION:



Part Quantities per Kit:

8' x 8'	10' x 8'	12' x 8'	14' x 8'	20' x 10'	26' x 13'	38' x 15'	
5	6	6	8	15	26	37	8 Ft. Pipes
5	5	5	5	5	5	5	3 Ft. Pipes
20	20	20	24	28	36	48	L-Brackets
84	86	86	102	128	172	232	Tek Screws

18' x 11'	20' x 12'	24' x 12'	26' x 12'	30' x 12'	34' x 12'	
13	15	18	20	24	27	8 Ft. Pipes
5	5	5	5	5	5	3 Ft. Pipes
28	28	32	36	40	44	L-Brackets
128	128	150	166	186	204	Tek Screws


Need even longer lengths? Contact our Customer Service at 1-888-781-8076 for information on longer length greenhouse units.

WARRANTY INFORMATION

7

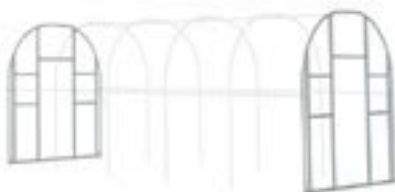
We take pride in our products. All ShelterTech High Tunnel Greenhouse units come with a manufacturer's prorated warranty, listed below.

HIGH TUNNEL GREENHOUSE FULL KIT WARRANTY:



Component	Term
Galvanized Steel Frame	3 Years Prorated, Year 1 Full Repair or Replacement
Standard 5.5 oz. Cover Fabric	1 Year, Full Repair or Replacement
Hardware and Accessories	1 Year, Full Repair or Replacement

HIGH TUNNEL GREENHOUSE END PANEL FRAME:



Component	Term
Galvanized Steel Frame	3 Years Prorated, Year 1 Full Repair or Replacement
Hardware and Accessories	1 Year, Full Repair or Replacement

HIGH TUNNEL GREENHOUSE DIFFUSION LIGHT COVER:



Component	Term
Standard 5.5 oz. Cover Fabric	1 Year, Full Repair or Replacement
Hardware and Accessories	1 Year, Full Repair or Replacement

QUESTIONS ABOUT SHELTERTECH HIGH TUNNEL GREENHOUSE UNITS?

Contact us today and a ShelterTech expert will respond to your inquiry.

**1-888-781-8076
SHELTERTECH@SHELTERLOGIC.COM**

READY TO ORDER?

BUILD YOUR OWN