

Single-Use Wet Curing Blankets for Slab-On-Grade Applications

Superior Hydration

ReliableCure SOG[®] (Slab-On-Grade) wet curing blanket is the product of choice when floor appearance is paramount. It provides superior hydration, less discoloration, and the most evenly cured slab in the concrete industry. During the entire 7-day curing period, ReliableCure SOG[®] provides constant hydration and a minimum relative humidity condition on the slab of 90%.

How ReliableCure SOG[®] Works

Featuring a blend of synthetic fibers, super-absorbent, non-staining polymers, and an opaque poly backing, ReliableCure SOG[®] provide a constant visual indicator that shows the wetness of the slab for the entire curing period. Weighing only 55 lbs. dry, a single roll of ReliableCure SOG[®] has the superior water retaining ability to absorb more than 49 gallons of curing water per 1,600 sq. ft.

Specifications

ReliableCure SOG[®] moisture retaining concrete curing blankets meet or exceed the designation requirements for ASTM C -171 and AASHTO M-171, standard specification of sheet materials for concrete curing; as tested by an independent ISO 9001 Certified Testing Laboratory. ReliableCure SOG[®] complies with the durability and water vapor transmission rates specified in ASTM C-171-03. The opaque white poly side of the blankets meet or exceed requirements for daylight reflectance as specified in ASTM C-171.

Markets

Structures that benefit from the use of ReliableCure SOG[®] 7-day wet curing blanket:

- Retail Distribution Centers & Big Box Stores
- National Hotel Chains & Mixed-Use Developments
- Hospital & Healthcare System Projects
- Warehouse, Industrial & Jointless Flooring
- Commercial Developments & Strip Malls
- Decorative & Polished Concrete Applications
- Site Paving; Airports, Highways, Buildings
- Parking Lots & Sidewalks
- Super-Flat Floors

Advantages of Wet Curing

- Increased concrete strength and durability
- Reduces permeability of the concrete
- Reduces cracking, crazing, and dusting of surface
- Helps prevent plastic shrinkage cracking
- Can add 25% to the life of the slab
- Improves abrasion resistance

Cost Effective

ReliableCure SOG[®] helps reduce material costs, installation and re-wetting labor. You will also save money on re-hydrating water as ReliableCure SOG[®] is engineered to stay hydrated for the entire length of the cure. Since ReliableCure SOG[®] is dropped to your jobsite – there are no transportation or warehousing costs. Because ReliableCure SOG[®] rolls out flat and stays flatter than most other wet curing methods, trapped air is reduced which prevents discoloration of the slab and efflorescence. Rolls come with the fabric out, making it easy to install and no taping of the seams is required.

Coverage and Packaging

ReliableCure SOG[®] rolls are 96 inches wide by 200 ft. long (1,600 sq. ft.) and come 25 rolls per pallet allowing us to ship 600 rolls per truckload. Each roll is in an individual poly bag. A form-fitting pallet cover adds protection during shipment and storage providing a shelf life in dry conditions of 24 months.

Safety Data Sheets



1. Product Identification

PRODUCT TYPE	Resin Adhesive
PRODUCT NAME	14-14306
PRODUCT CODE	14-14306
CHEMICAL FAMILY	Emulsion Polymer
SYNONYM NAME(S)	Vinyl Polymer Adhesive

2. Hazards Identification

EMERGENCY OVERVIEW	While milky liquid, slight acetic odor, vapors may cause eye irritation. Vapors are irritating to the respiratory tract. Contact may cause skin irritation.
ROUTES OF ENTRY	Inhalation, skin, and eye contact
ACUTE EXPOSURE	EYES: Direct contact with this material may cause eye irritation including tearing and redness. INHALATION: Inhalation of vapor or aerosol causes irritation of respiratory tract (nose, throat, lungs). SKIN: Contact may cause skin irritation. INGESTION: No hazard in normal industrial use.
CHRONIC EXPOSURE	Prolonged contact with skin may cause irritation and dermatitis (inflammation).
CARCINOGENICITY	This material does not contain 0.1% or more of any chemical listed by the International Agency of Research on Cancer (IARC), The National Toxicology Program (NTP), or regulated by the Occupational Safety and Health Administration (OSHA) as a carcinogen.

3. Composition/Information on Ingredients

GENERAL CHEMICAL DESCRIPTION	Hot-Melt adhesive based on thermoplastic rubber. While this material is not considered hazardous by OSHA Hazard Communication Standard (29 CFR1910, 1200), this SDS contains information critical to the safe handling and proper use of the product.
------------------------------	---

Unlisted ingredients are not hazardous as defined in 29 CFR1910 1200, OSHA and WHIMS:

Component	CAS-NO.	PERCENT IN THE PRODUCT
Mineral Oil	8042-47-5	5-15

Safety Data Sheets

Reliable Concrete Accessories

4. First Aid Measures

EYES	Immediately flush eyes with large amounts of water for at least 15 minutes, lifting upper and lower lids. Get prompt medical attention. *NOTE: Mild irritant on eyes.
SKIN CONTACT	Wash skin with soap and water. Remove contaminated clothing. Get medical attention if irritation develops or persists. Wash or discard contaminated clothing.
INHALATION	Remove to fresh air. If difficulty breathing persists, seek medical attention.
INGESTION	Call poison control center, follow their specific instructions. Do not induce vomiting.

5. Fire Fighting Measures

FLASH POINT	Not applicable
FLAMMABLE LIMITS IN AIR (LOWER)	Not applicable
FLAMMABLE LIMITS IN AIR (UPPER)	Not applicable
AUTO-IGNITION	Not applicable
SPECIAL FIRE FIGHTING PROCEDURES	Alcohol foam self-contained breathing apparatus to protect against potentially toxic and irritating fumes. Exposed firefighters should wear <i>Self-Contained Breathing Apparatus</i> with full-face mask and full protective clothing.
FIRE & EXPLOSION HAZARDS	This material will not burn unless evaporated to dryness.
HAZARDOUS COMBUSTION PRODUCTS	Irritating and toxic gases may be generated and released during combustion.
NFPA FLAMMABILITY HAZARD CLASS	1 = slight

6. Accidental Release Measures

SPILL OR LEAK PROCEDURES	Spills should be taken up with suitable absorbent and placed in containers. Spill area can be washed with water; collect wash water for approved disposal. Do not flush to storm sewer or waterway.
WATER DISPOSAL METHODS	Waste disposal should be in accordance with existing federal, state, and local environmental regulations.

Safety Data Sheets

Reliable Concrete Accessories

7. Handling and Storage

HANDLING/STORAGE

Keep from freezing, store at temperatures between 50-90°F. Keep in ventilated area to minimize contact with atmospheric air, avoid breathing vapors, avoid eating, drinking, or smoking around open containers.

8. Exposure Controls/Personal Protection Equipment

CHEMICAL NAME	CAS-NO.	ACGH TLV-TWA	ACGIH TLV-STEL	OSHA PEL-TWA	PERCENT IN THE PRODUCT
Mineral Oil	8042-47-5	5 mg/m ³	10 mg/m ³	5 mg/m ³ (as mist)	5-15

ENGINEERING MEASURES

Use of adequate ventilation should be sufficient to control worker exposure to airborne contaminants. If the use of this product generates dust, fumes, gas, vapor or mist, use process enclosures, local exhaust ventilation or other engineering controls to keep worker exposure below any recommended or statutory limits.

HMIS III PPE RATING EXPOSURE GUIDELINES

A
There are no Occupational Safety and Health Administration (OSHA) Permissible Exposure Limits (PEL) established for this product.

PERSONAL PROTECTIVE EQUIPMENT RESPIRATORY PROTECTION

Use a properly-fitted NIOSH/MSHA approved air-purifying or air-fed respirator complying with an approved standard if a risk assessment indicates this is necessary. The filter class for the respirator must be suitable for the maximum expected contaminant concentration (gas/vapor/aerosol/particulates) that may arise when handling the product. If this concentration is exceeded, a *Self Contained Breathing Apparatus* must be used.

HAND PROTECTION

Chemical-resistant, impervious gloves complying with an approved standard should be worn at all times when handling chemical products if a risk assessment indicates this is necessary.

EYE PROTECTION

Safety eyewear complying with an approved standard should be used when a risk assessment indicates this is necessary.

SKIN AND BODY PROTECTION

Choose body protection in relation to its type, to the concentration and amount of dangerous substances, and to the specific work-place.

HYGIENE MEASURES

Wash hands before breaks and immediately after handling the product. Remove contaminated clothing and protective equipment before entering eating areas. Avoid breathing dust.

Safety Data Sheets
Reliable Concrete Accessories

9. Physical and Chemical Properties

PURE MATERIAL OR MIXTURE	Mixture
PHYSICAL FORM	Liquid
APPEARANCE/PHYSICAL DESCRIPTION	White, blue, pink, or fluorescent liquid
ODOR	Slightly acetic
pH AS IS	8.0
BOILING POINT	Of water
FREEZING POINT	Of water
SOLUBILITY IN WATER	Dispersible
SPECIFIC GRAVITY (WATER = 1)	1.07
BULK DENSITY	8.9lb/gal
VOLATILES	54%
EVAPORATION RATE	< 1 (BuAC = 1)
VAPOR PRESSURE (mmHg)	Same as water
VAPOR DENSITY (AIR = 1)	> 1 (Air = 1)
VOLATILE ORGANIC COMPOUNDS	0.0% by weight

10. Stability and Reactivity

STABILITY	Stable at normal temperatures and storage conditions.
INCOMPATIBILITIES	Water reactive materials
NFPA REACTIVITY HAZARD CLASS	0 = insignificant
HAZARDOUS DECOMPOSITION PRODUCTS	Carbon monoxide, Carbon dioxide
HAZARDOUS POLYMERIZATION	Will not occur

11. Toxicological Information

ACUTE EYE TOXICITY	No information available
ACUTE SKIN TOXICITY	No information available
ACUTE INHALATION TOXICITY	Aerosol may be irritating.
ACUTE ORAL TOXICITY	No information available
CHRONIC/CARCINOGENICITY	This material does not contain 0.1% or more of any chemical listed by the International Agency of Research on Cancer (IARC), The National Toxicology Program (NTP), or regulated by the Occupational Safety and Health Administration (OSHA) as a carcinogen.

12. Ecological Information

ECOTOXICITY	No information available
ENVIRONMENTAL FATE	No information available

Safety Data Sheets
Reliable Concrete Accessories

13. Disposal Considerations

WASTE DISPOSAL METHOD	Not a RCRA hazardous waste. Disposal of this material is not regulated under RCRA. Consult federal, state, and local regulations to ensure that this material and its containers are disposed of in compliance with all regulatory requirements
-----------------------	---

14. Transport Information

UN NUMBER	None
DOT SHIPPING NAME	Adhesive N.O.I
DOT HAZARD CLASS	Not hazardous
DOT REPORTABLE QUANTITY	Not noted

15. Regulatory Information

OSHA	This material is not classified as hazardous under the criteria of the US Occupational Safety and Health Administration (OSHA) Hazard Communication Standard, 29 CFR 1910.1200.
CERCLA	This product is not listed as a hazardous substance under 40 CFR 302.4.
SARA TITLE III	311 / 312 Hazardous Categories: None 313 Reportable Ingredients: None
TSCA	This product or components of this product are listed on the TSCA Inventory.
OTHER	We recommend that you contact local authorities to determine if there may be other local reporting requirements.
CALIFORNIA PROPOSITION 65	Our product is in compliance with California Proposition 65. None of the ingredients of our finished product is present in the latest list of chemicals known to the State of California to cause cancer or reproductive toxicity. Some chemical compounds listed by the State of California under Proposition 65 may naturally be present in this product. Reliable Concrete Accessories is unaware of any universal analytical scheme that enables us to analyze this product for the presence or absence of all chemical compounds listed by the State of California.

16. Other

Revision Date: July 1, 2019

Safety Data Sheets



Introduction

This document provides a Safety Data Sheet (SDS) for nonwovens on a voluntary basis according to EDANA recommendations (Guidelines/Instructions relating to SDS for nonwovens 20/RM7/048). The SDS is a means of transferring essential hazard information (including information on transport, handling, storage and emergency actions) from the supplier of a nonwoven product to the recipient of the product. As nonwovens are generally not hazardous, SDS for nonwovens is not legally requested but must be considered as information. It is inspired from the EC recommendation for SDS (Commission directive 93/112/EC of 10 December 1993).

1. Identification

PRODUCT IDENTIFIER	Engineered Absorbent Material
PRODUCT DESCRIPTION	White fibrous web
CHEMICAL FAMILY	Mixture of cellulose tissue, adhesive, polyester, rayon, and polyacrylate

2. Hazardous Identification

GHS CLASSIFICATION	Not a hazardous substance or mixture.
GHS LABEL ELEMENTS	Not a hazardous substance or mixture.
OTHER HAZARDS	Accidental thermal decomposition or melting state can present hazards.
EMERGENCY OVERVIEW - POTENTIAL HEALTH EFFECTS	Nonwoven fabric. Not considered hazardous.
EYES	May cause irritation if exposed to fumes from burning material
SKIN	No adverse affects to skin under normal ambient conditions. If heated to elevated temperatures, contact may cause thermal burns.
INGESTION	Not likely to be ingested in present form. Very low toxicity.
INHALATION	Products is not intended for high heat applications, product cannot be inhaled in solid state at ambient temperature. Vapors/ Fumes released during high heat burning of product may cause respiratory irritation. Should not breathe fumes if this occurs.

Safety Data Sheets

Reliable Concrete Accessories

3. Composition/Information on Ingredients

Adhesive
Sodium Polyacrylate
Cellulose Tissue
Polyester
Rayon

Component	CAS-NO.
Viscose	68442-85-3
Polyester	25 038-59-9

4. First Aid Measures

INHALATION	Remove to fresh air. If persistent irritation, coughing or breathing difficulties occur, get medical attention.
EYE CONTACT	Flush with water. If irritation persists or flushing is inadequate, get medical attention.
SKIN CONTACT	Wash skin with mild soap and water. If a rash, persistent irritation or dermatitis occur, get medical attention.
INGESTION	Get medical attention if any related symptoms occur after accidental ingestion.

5. Firefighting Measures

SUITABLE EXTINGUISHING MEDIA	Use extinguishing measures that are appropriate to local circumstances and the surrounding environment.
FURTHER INFORMATION	Collect contaminated fire extinguishing water separately. This must not be discharged into drains. Fire residues and contaminated fire extinguishing water must be disposed of in accordance with local regulations
SPECIAL PROTECTIVE EQUIPMENT FOR FIRE-FIGHTERS	In the event of fire, wear <i>Self Contained Breathing Apparatus</i>

Safety Data Sheets

Reliable Concrete Accessories

6. Accidental Release Measures

<p>SPILL OR LEAK PROCEDURES WASTE DISPOSAL METHODS</p>	<p>Recover spilled material for reuse or proper disposal. Recycle or dispose of as a non-hazardous, solid waste in accordance with local regulations and requirements.</p>
--	--

7. Special Precautions

<p>HANDLING & STORAGE</p>	<p>Store at normal room temperature and conditions in a dry location.</p>
<p>OTHER PRECAUTIONS</p>	<p>Ensure bulk quantities are adequately secured. Handle and store away from ignition sources.</p>

8. Exposure Controls/Personal Protection

<p>EYE PROTECTION SKIN PROTECTION</p>	<p>As required if dusting occurs. Gloves as may be needed to protect sensitive individuals or damaged skin.</p>
<p>ENGINEERING MEASURES</p>	<p>Use of adequate ventilation should be sufficient to control worker exposure to airborne contaminants. If the use of this product generates dust, fumes, gas, vapor or mist, use process enclosures, local exhaust ventilation or other engineering controls to keep worker exposure below any recommended or statutory limits. Local exhaust as needed to control below PEL.</p>
<p>VENTILATION WORK/HYGIENE PRACTICES PERSONAL PROTECTIVE EQUIPMENT RESPIRATORY PROTECTION</p>	<p>Avoid creation of dust. Use a properly-fitted NIOSH/MSHA approved air-purifying or air-fed respirator complying with an approved standard if a risk assessment indicates this is necessary. The filter class for the respirator must be suitable for the maximum expected contaminant concentration (gas/vapor/aerosol/particulates) that may arise when handling the product. If this concentration is exceeded, a <i>Self Contained Breathing Apparatus</i> must be used.</p>
<p>HAND PROTECTION</p>	<p>Chemical-resistant, impervious gloves complying with an approved standard should be worn at all times when handling chemical products if a risk assessment indicates this is necessary.</p>
<p>EYE PROTECTION</p>	<p>Safety eyewear complying with an approved standard should be used when a risk assessment indicates this is necessary.</p>
<p>SKIN AND BODY PROTECTION</p>	<p>Choose body protection in relation to its type, to the concentration and amount of dangerous substances, and to the specific work-place.</p>
<p>HYGIENE MEASURES</p>	<p>Wash hands before breaks and immediately after handling the product. Remove contaminated clothing and protective equipment before entering eating areas. Avoid breathing dust.</p>

Safety Data Sheets
Reliable Concrete Accessories

9. Physical and Chemical Properties

VAPOR PRESSURE	N/A
VAPOR DENSITY	N/A
SPECIFIC GRAVITY (WATER = 1)	< 1
BOILING POINT	N/A
pH	Less than 7
POLYMERIZATION	Does not occur
STABILITY	Product is stable.
INCOMPATIBILITY	Avoid strong oxidizing agents and ignition sources.

10. Stability and Reactivity

CONDITIONS TO AVOID	<p>Under thermal decomposition flammable and toxic fumes can be generated.</p> <p>Above 175°C may be released: toxic and flammable gases, carbon monoxide. The generation of cleavage and oxidation products is subject to fire conditions. Non-burned residues and contaminated water after fire fighting should be disposed of in compliance with official regulations.</p> <p>Molten material should not be allowed to be in contact with the skin to which it can cause burns.</p>
---------------------	--

11. Toxicological Information

TARGET ORGANS	Lungs from dust
CARCINOGENICITY	Not an OSHA, IARC, or NTP carcinogen
MUTAGENICITY	None known
TERATOGENICITY	N/A
SENSITIZER	N/A
IRRITANT	Exposure to product dust may cause respiratory irritation.

Safety Data Sheets

Reliable Concrete Accessories

12. Ecological Information

For transportation, storage, normal use, no toxicological effect known.

13. Disposal Considerations

As non hazardous solid waste, nonwovens can be disposed of, depending on local legislation, through:

- Recycling
- Incineration
- Landfill

14. Transport Information

15. Regulatory Information

CERCLA	This product is not listed as a hazardous substance under 40 CFR 302.4.
SARA TITLE III	311 / 312 Hazardous Categories: None 313 Reportable Ingredients: None
TSCA	This product or components of this product are listed on the TSCA Inventory.
OTHER	We recommend that you contact local authorities to determine if there may be other local reporting requirements.
CALIFORNIA PROPOSITION 65	Our product is in compliance with California Proposition 65. None of the ingredients of our finished product is present in the latest list of chemicals known to the State of California to cause cancer or reproductive toxicity. Some chemical compounds listed by the State of California under Proposition 65 may naturally be present in this product. Reliable Concrete Accessories is unaware of any universal analytical scheme that enables us to analyze this product for the presence or absence of all chemical compounds listed by the State of California.

16. Other

Revision Date: July 1, 2019

Safety Data Sheets

**1. Identification**

PRODUCT NAME Polyethylene Film Products

2. Hazardous Identification

INHALATION Polyethylene film product does not meet or exceed requirements to be classified as a hazardous chemical.

INGESTION Polyethylene film product does not meet or exceed requirements to be classified as a hazardous chemical.

DERMAL/EYE Polyethylene film product does not meet or exceed requirements to be classified as a hazardous chemical.

GHS CLASSIFICATION Under conditions of normal use, this polyethylene film product does not meet or exceed requirements to be classified as a hazardous chemical.

3. Composition/Information on Ingredients

BOILING POINT N/A

MELTING POINT Crystalline, 219-239°F (ASTM D 2117)

VAPOR PRESSURE N/A

SPECIFIC GRAVITY 0.910-0.970 (ASTM D 792)

VAPOR DENSITY N/A

SOLUBILITY IN WATER Insoluble

APPEARANCE AND ODOR Odorless film

Component	CAS-NO.	WEIGHT %
Polyethylene	9002-88-4	>=90%

4. First Aid Measures

DERMAL/EYE Eye irritation - flush with large amounts of water for at least 15 minutes. **Seek immediate medical attention.** If molten material contacts the skin, immediately flush the area with large amounts of water. Do not attempt to peel polymer from skin. **Seek immediate medical attention.**

INGESTION Do not induce vomiting unless directed by medical professional. **Seek immediate medical attention.**

Safety Data Sheets

Reliable Concrete Accessories

5. Fire-fighting Measures

FLASH POINT	N/A
AUTO-IGNITION TEMPERATURE	> 600°F
FLAMMABLE LIMITS	N/A
EXTINGUISHING MEDIA	Water spray, dry chemical, foam, or carbon dioxide
UNUSUAL FIRE AND EXPLOSION HAZARDS	Do not flush down sewers or other drainage systems. Dust particles may form an explosive mixture with air. Dust may accumulate hazardous static charge.
SPECIAL FIRE FIGHTING PROCEDURES	If possible, water should be applied as a spray from a fogging nozzle since polyethylene is a surface burning material. The application of high velocity water may spread the burning surface layer. Exposed firefighters should wear <i>Self-Contained Breathing Apparatus</i> with full-face mask and full protective clothing.
COMBUSTION PRODUCTS	Combustion products include carbon dioxide, carbon monoxide, water vapor, and small amounts of other organic vapors. Inhalation of these decomposition products may be hazardous.

6. Accidental Release Measures

STEPS TO BE TAKEN IN CASE MATERIAL IS RELEASED OR SPILLED	All recovered material should be packaged, labeled, transported, and disposed of or reclaimed in conformance with applicable laws and regulations. Reclaim where possible. Material may be slippery and create a fall hazard. Dissipate static electricity during handling by use of proper grounding and bonding methods.
---	--

7. Handling and Storage

PRECAUTIONS TO BE TAKEN IN STORAGE AND HANDLING CAUTION	Store in a dry, well-ventilated area. Do not store near heat, flame, nor strong oxidants. Polyethylene film products may accumulate static. Suffocation hazard if film covers face. Keep away from children!
--	--

Safety Data Sheets
Reliable Concrete Accessories

8. Exposure Controls/Personal Protection Equipment

INGREDIENTS WITH WORKPLACE CONTROL PARAMETERS

Components	CAS-NO.	VALUE TYPE (FORM OF EXPOSURE)	CONTROL PARAMETERS/ PERMISSIBLE CONCENTRATION	BASIS
Polyethylene fibres, -wax, -powder	9002-88-4	TWAEV (total dust)	10 mg/m ³	CA QC OEL

ENGINEERING MEASURES

Use of adequate ventilation should be sufficient to control worker exposure to airborne contaminants. If the use of this product generates dust, fumes, gas, vapor or mist, use process enclosures, local exhaust ventilation or other engineering controls to keep worker exposure below any recommended or statutory limits.

PERSONAL PROTECTIVE EQUIPMENT RESPIRATORY PROTECTION

Use a properly-fitted NIOSH/MSHA approved air-purifying or air-fed respirator complying with an approved standard if a risk assessment indicates this is necessary. The filter class for the respirator must be suitable for the maximum expected contaminant concentration (gas/vapor/aerosol/particulates) that may arise when handling the product. If this concentration is exceeded, a *Self Contained Breathing Apparatus* must be used.

HAND PROTECTION

Chemical-resistant, impervious gloves complying with an approved standard should be worn at all times when handling chemical products if a risk assessment indicates this is necessary.

EYE PROTECTION

Safety eyewear complying with an approved standard should be used when a risk assessment indicates this is necessary.

SKIN AND BODY PROTECTION

Choose body protection in relation to its type, to the concentration and amount of dangerous substances, and to the specific work-place.

HYGIENE MEASURES

Wash hands before breaks and immediately after handling the product. Remove contaminated clothing and protective equipment before entering eating areas. Avoid breathing dust.

Safety Data Sheets
Reliable Concrete Accessories

9. Physical and Chemical Properties

APPEARANCE	Flexible film or bag (color may vary)
ODOR	Faint, mild hydrocarbon odor
FLASHPOINT	N/A
AUTOIGNITION TEMPERATURE	>300 °C
DECOMPOSITION TEMPERATURE	>300 °C
BOILING POINT	N/A
MELTING POINT	90-140 °C
FREEZING POINT	N/A
VAPOR PRESSURE	N/A
VAPOR DENSITY (AIR=1)	N/A
% SOLUBILITY IN WATER	Insoluble
FLAMMABILITY	Not classified; burns but does not easily ignite
LOWER FLAMMABILITY LIMIT	No data available
UPPER FLAMMABILITY LIMIT	No data available
RELATIVE DENSITY	.910 - .970 (water=1)
EVAPORATION RATE (WATER=1)	N/A
VISCOSITY	N/A
pH	N/A
PARTITION COEFFICIENT: N-OCTANOL/WATER	N/A

10. Stability and Reactivity

STABILITY	Stable
HAZARDOUS POLYMERIZATION	Not likely
CONDITIONS AND MATERIALS TO AVOID	Avoid contact with strong oxidizers, excessive heat, sparks, or open flame. Fluorine gas, diethyl ether, methylene chloride, ethylene chloride. Polyethylene degrades after prolonged contact with most aromatic hydrocarbons and most halogenated hydrocarbons.
HAZARDOUS DECOMPOSITION PRODUCTS	May include carbon monoxide, other hydrocarbons and hydrocarbon oxidation products, organic vapors, aldehydes, and alcohols.

Safety Data Sheets
Reliable Concrete Accessories

11. Toxicological Information

ROUTES OF EXPOSURE	Eyes, inhalation, or skin. Under normal conditions of use, this product presents no likely route of exposure. However, if machined, processed, or heated, possible exposure could occur.
SYMPTOMS	
PHYSICAL CONTACT	Heated material may cause thermal burns.
CHEMICAL CONTACT	Inhalation of process fumes and vapors may cause soreness in nose and throat; may cause coughing.
TOXICOLOGICAL	This material is considered essentially inert and non-toxic. It has no known acute health effects.
DELAYED/IMMEDIATE EFFECTS	Coughing, soreness of nose/throat, possible redness of skin, eyes, or throat.
CHRONIC EFFECTS	Product has minimal chronic effect; no known or reported reproductive or genetic effects.
ACUTE TOXICITY	Not classified
CHRONIC TOXICITY	Not classified
CARCINOGENICITY	Not listed by IARC, NTP, OSHA, or EPA

12. Ecological Information

ECOTOXICITY	Polyethylene film is essentially biologically inert and considered non-toxic.
PERSISTENCE/DEGRADABILITY	This product is not expected to be readily biodegradable.
BIOACCUMULATION	This product is not expected to bioaccumulate.
MOBILITY	This product has not been found to migrate through soils.
ADDITIONAL ECOLOGICAL INFORMATION	If released into waterways, most polyethylene film floats and presents possible hazard if ingested by birds and aquatic life. Product should be recovered following spills.

13. Disposal Considerations

All recovered material should be packaged, labeled, transported, and disposed of or reclaimed in conformance with applicable laws and regulations. Reclaim/recycle where possible. Preferred disposal methods are a.) clean and reuse, b.) recover/resale through recyclers/brokers, c.) incinerate with heat recovery, d.) proper landfill disposal.

14. Transport Information

NOT REGULATED for transport.

Safety Data Sheets
Reliable Concrete Accessories

15. Regulatory Information

OSHA	This product is not a "Hazardous Chemical" as defined by the OSHA Hazard Communication Standard, 29 CFR 1910.1200.
CERCLA	This product is not listed as a hazardous substance under 40 CFR 302.4.
SARA TITLE III	311 / 312 Hazardous Categories: None 313 Reportable Ingredients: None
TSCA	This product or components of this product are listed on the TSCA Inventory.
OTHER	We recommend that you contact local authorities to determine if there may be other local reporting requirements.
CALIFORNIA PROPOSITION 65	Our product is in compliance with California Proposition 65. None of the ingredients of our finished product is present in the latest list of chemicals known to the State of California to cause cancer or reproductive toxicity. Some chemical compounds listed by the State of California under Proposition 65 may naturally be present in this product. Reliable Concrete Accessories is unaware of any universal analytical scheme that enables us to analyze this product for the presence or absence of all chemical compounds listed by the State of California.

16. Other Information

Some polymeric breakdown and decomposition may occur at points of operation where film is at elevated temperatures. Examination of volatiles and fumes from hot polyolefins has been shown to consist of many components, including monomers used to make resins, pyrolysis and oxidation products, and volatiles from anti-oxidant and slip formulations.

In addition, by-products related to pigments or other additives may also be present. Of the numerous pyrolytic and oxidative degradation products, carbon monoxide and acrolein appear to pose the highest toxicity potential based on acute inhalation studies on animals exposed to high concentrations of fumes from hot polyolefins. Carbon monoxide and acrolein are common oxidative products of many natural and synthetic materials such as tobacco smoke, paper and wood smoke, and fumes from cooking fats and oils.

The specific potential for release and the amount of these products that are present will depend upon the user's operating conditions and ventilating procedures, and should be evaluated by a qualified health specialist.

Revision Date: July 1, 2019

Safety Data Sheets
Reliable Concrete Accessories

The information contained in this Safety Data Sheet (SDS) has been developed by the company, to the best of its knowledge, on the express request of its customers in relation to this specific material. Therefore, the company does not assume any liability with respect to the correctness and/or completeness of the information provided. The customer in particular shall not be released from his duty to check all relevant safety properties of the delivered materials and to refer to the official texts for full information on the local obligations.


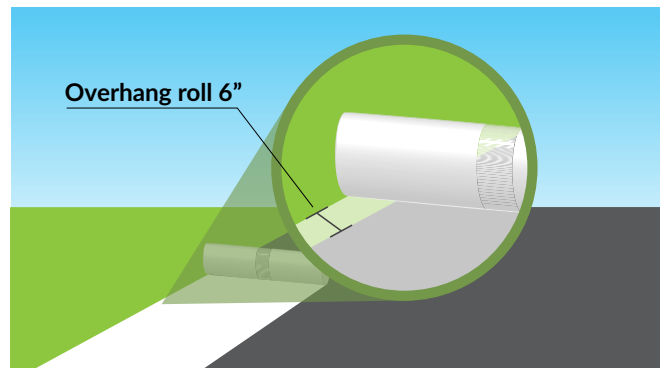

Our service engineers are available to help purchasers obtain best results from our product, and recommendations are based on test and information believed to be reliable. However, we have no control under which our products are transported to, handled, or used by purchasers and, in any event, all recommendations and sales are made on condition that we will not be held liable for any damages resulting from their use. No representative of ours has any authority to waive or change this provision.

Prepared by:
Reliable Concrete Accessories
1450 Citrus St.
Riverside, CA 92507
1-855-CONCRETE (855-259-2662)

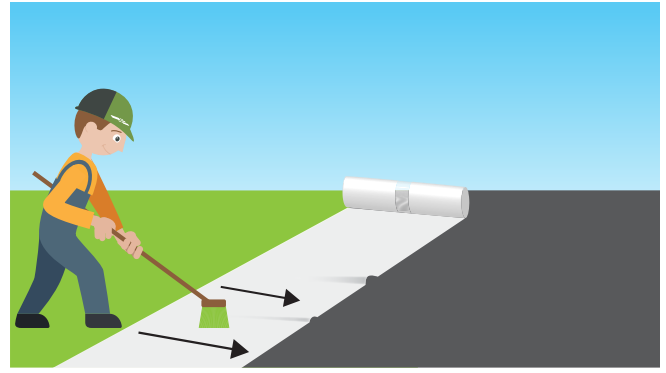
Installation Instructions

Please read all of the instructions and ProTips thoroughly before installing.

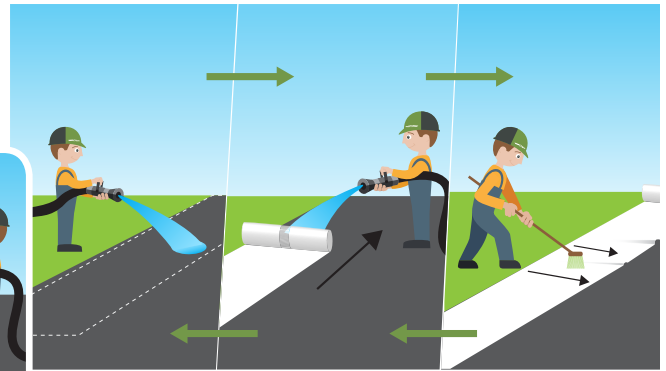
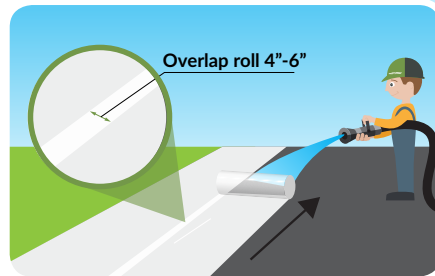
- 1** Immediately after early entry saw cutting or as soon as the concrete slab will allow access without causing surface damage, remove all debris and loose impediments from the concrete surface with a high volume water hose.
- 2** Apply water over the surface to be cured with the high volume hose for initial hydration of the slab. 1/8"-1/4" is recommended.
- 3** Begin rolling out ReliableCure SOG[®] along the edge of the slab, on the far side of the prevailing wind. Allow the blanket to hang over the edge of the slab by 6" to ensure full coverage of the concrete.
- 4** While continuing to hydrate the blanket on the leading edge with the high volume hose, begin slowly rolling it out - fabric side down. The blanket will turn from white to gray when fully hydrated. If the blanket is rolled out too quickly and the white color is still present, simply roll the blanket up a few feet and apply additional water before proceeding.



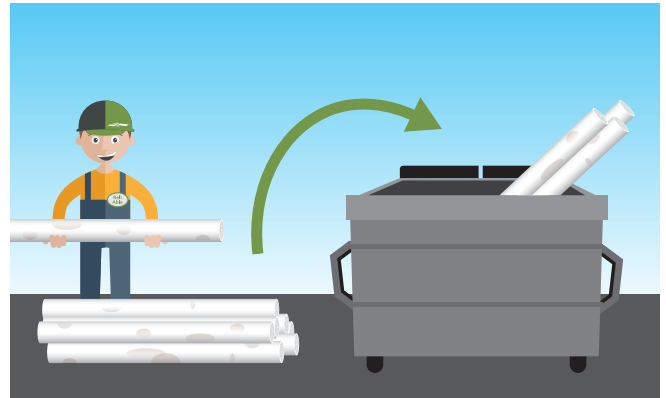
- 5 If air pockets are noticed during the installation, use a soft bristle push broom to push the air out the side of the blanket towards the uncovered side of the slab.



- 6 Continue steps 4-5, overlapping the blanket four to six inches on each section, until the entire slab is covered.



- 7 Remove ReliableCure SOG® after the specified curing period, roll up the curing blanket into manageable sections and dispose of with other construction debris. It is not recommended to leave the blanket on the slab after the specified curing period, as additional water may need to be applied under the blanket to aid in removal. It is also recommended that once the ReliableCure SOG® is removed, the slab should be cleaned with an industrial scrubber and clean water to remove any impurities.



ProTips

A. If a blanket gets out of line, it is better to cut the roll with a pair of heavy duty shears and re-align before proceeding than to attempt to "curve" the roll back into alignment.

B. It is common to need a narrower width of the curing blanket especially at the end of the installation process. The rolls of ReliableCure SOG® can be cut to the desired width with a fine tooth saw blade and circular saw. Make sure you cut the curing blankets wide enough for the 4" to 6" overlap.

C. ReliableCure SOG® is a high performance product that holds the most water per square foot in the concrete curing blanket industry. This attribute results in an increased installed weight that allows the blanket to remain in place during the duration of the cure without the need of additional weighting. However, in areas of high multi-directional winds, it may be necessary to lay lumber, rebar or sand bags on the overlap seams of the blanket.

D. Once installed, all foot traffic on the ReliableCure SOG® should be eliminated to allow the blanket to perform to its potential and prevent any chance of slip and fall by construction personnel.