





















Model	
TRADITIONAL COLLECTION	
	AFE-CBL-RH3 5" x 10" x 10"
	AFE-CBL-RH4 6" x 12 1/2" x 12 1/2"
	AFE-CBL-RS3 5" x 10" x 10"
	AFE-CBL-RS4 6" x 12 1/2" x 12 1/2"
	AFE-CBL-TB1 3 3/8" x 5" x 8 5/8"
	AFE-CBL-TB2 4 1/2" x 5 5/8" x 11 3/4"
	AFE-CBL-TB3 5 1/2" x 8 1/4" x 16"
	AFE-CBL-TB4 6 1/2" x 10" x 22"
	AFE-CBL-TRH2 4 1/2" x 5 3/4" x 10"
	AFE-CBL-ANC24 6 1/2" x 7 1/2" x 24"

Model	
	AFE-CBL-ANF24 6 1/2" x 7 1/2" x 24"
	AFE-CBL-TR5 8 5/8" x 9 1/4" x 21 5/8"
	AFE-CBL-TR6 8 1/2" x 6 1/2" x 21 1/2"
	AFE-CBL-TR0 2 1/2" x 2 1/4" x 4 3/8"
	AFE-CBL-TR1 4" x 3" x 8 1/8"
	AFE-CBL-TR2 5 1/8" x 4" x 12 1/2"
	AFE-CBL-TR3 4 3/4" x 5 1/2" x 9 1/2"
	AFE-CBL-TR4 5 3/4" x 6 1/2" x 14 1/2"
	AFE-CBL-ML3 4" x 3 1/4" x 8"
	AFE-CBL-ML4 6" x 4 3/4" x 12"
	AFE-CBL-ML5 8" x 5 5/8" x 14"

Notes below apply to all products in the sections above.





- Dimensions are shown as width x depth x height.
- Alder will be used for Rustic Alder.
- All ornate details are hand-carved.
- Not available in Quartersawn Oak.
- All finishes and techniques are available.




Model	
	AFE-CBL-PNC2 4 3/4" x 5" x 9 1/2"
	AFE-CBL-PNC3 6 1/8" x 6 1/2" x 13 1/4"
	AFE-CBL-PNC4 7 1/2" x 7 3/4" x 15 3/8"
	AFE-CBL-PN2 4 3/4" x 5" x 9 1/2"
	AFE-CBL-PN3 6 1/8" x 6 1/2" x 13 1/4"
	AFE-CBL-PN4 7 1/2" x 7 3/4" x 15 3/8"
	AFE-CBL-PN5 14" x 7 3/4" x 15 3/8"
	AFE-BRC2 2 3/4" x 6 1/2" x 10"
	AFE-BRC3 3 1/2" x 8" x 12"
	AFE-BRC4 4" x 9 1/8" x 14"
	AFE-BRC5 6 1/2" x 12" x 10"
	AFE-BRB2 4 1/4" x 8 1/4" x 11 3/4"
	AFE-BRB3 5" x 10" x 14"
	AFE-BRB4 5 1/2" x 11 3/8" x 16 3/8"

Model	
	AFE-CBL-BR1 3 5/8" x 4 1/2" x 9"
	AFE-CBL-BR2 5 3/8" x 6 3/4" x 13 3/8"
	AFE-CBL-BR3 6 1/4" x 7 1/2" x 18"
	AFE-CBL-WBR2 5 1/2" x 5" x 9"
	AFE-CBL-WBR3 7 1/8" x 6 3/4" x 13 1/8"
	AFE-CBL-NBR1 3 1/2" x 5" x 8 1/2"
	AFE-CBL-NBR2 4 3/8" x 7 1/2" x 14"
	AFE-CBL-TCY1 5" x 4" x 9"
	AFE-CBL-TCY2 6 1/2" x 5 1/4" x 12"
	AFE-CBL-NH1 2 5/8" x 2 1/2" x 5 1/4"
	AFE-CBL-NH2 3 3/4" x 3 3/8" x 9"

Notes below apply to all products in the sections above.





- Dimensions are shown as width x depth x height.
- Alder will be used for Rustic Alder.
- All ornate details are hand-carved.
- Not available in Quartersawn Oak.
- All finishes and techniques are available.

Model	
AFE-CBL-ACF3 5 1/2" x 5 1/2" x 20 3/4"	
AFE-CBL-TRP1 4 1/2" x 1 7/8" x 10"	
AFE-CBL-TRP2 6" x 2 1/2" x 13 3/4"	
AFE-CBL-TRP3 7" x 3 1/4" x 21 1/2"	
AFE-CBL-TRP4 7 1/2" x 3 1/2" x 26 1/2"	
AFE-CBL-AC1 4 1/2" x 1 7/8" x 10"	
AFE-CBL-AC2 6" x 2 1/2" x 13 3/4"	
AFE-CBL-AC3 7" x 3 1/4" x 21 1/2"	
AFE-CBL-AC4 7 1/2" x 3 1/2" x 26 1/2"	
AFE-CBL-NA1 3 1/2" x 5" x 9"	
AFE-CBL-NA2 4 3/4" x 7 7/8" x 13 3/4"	
AFE-CBL-NA3 6 3/4" x 9" x 21 1/8"	

Model	
AFE-CBL-FRA1 4" x 3" x 8"	
AFE-CBL-FRA2 5 1/4" x 4" x 12 1/2"	
AFE-CBL-FRA3 6 1/8" x 5 1/2" x 15"	
AFE-CBL-FR1 4" x 3" x 8"	
AFE-CBL-FR2 5 1/4" x 4" x 12 1/2"	
AFE-CBL-FR3 6 1/8" x 5 1/2" x 15"	
AFE-CBL-VN1 4 1/4" x 3 5/16" x 8"	
AFE-CBL-VN2 5 1/4" x 4 1/2" x 12"	
AFE-CBL-VN3 6 1/2" x 5 1/2" x 14"	
AFE-CBL-CM1 3 3/4" x 3 3/8" x 8"	
AFE-CBL-CM2 5 1/4" x 5" x 12"	
AFE-CBL-CM3 5 3/4" x 6 1/2" x 14"	






Notes below apply to all products in the sections above.




- Dimensions are shown as width x depth x height.
- Alder will be used for Rustic Alder.
- All ornate details are hand-carved.
- Not available in Quartersawn Oak.
- All finishes and techniques are available.

Model	
AFE-CBL-FF1 4" x 4" x 8"	
AFE-CBL-FF2 5" x 5 1/4" x 11"	
AFE-CBL-FF3 5 3/4" x 6 1/4" x 14"	
AFE-CBL-FLT1 4" x 3 1/4" x 7 7/8"	
AFE-CBL-FLT2 5 1/8" x 4" x 12 5/8"	
AFE-CBL-SH1 4 1/4" x 4 1/4" x 7"	
AFE-CBL-SH2 5 1/2" x 5 1/2" x 10 1/2"	
AFE-CBL-SH3 7" x 7 5/8" x 13 1/8"	
AFE-CBL-FA1 3 1/2" x 4 1/2" x 8"	
AFE-CBL-FA2 4 1/2" x 6 1/4" x 11 3/8"	

Notes below apply to all products in the sections above.





- Dimensions are shown as width x depth x height.
- Alder will be used for Rustic Alder.
- All ornate details are hand-carved.
- Not available in Quartersawn Oak.
- All finishes and techniques are available.

Model	
AFE-CBL-FH2 3 1/2" x 3" x 8"	
AFE-CBL-FH3 5 1/4" x 3 3/4" x 12 1/2"	
AFE-CBL-FH4 6" x 5 1/4" x 14 1/2"	
AFE-CBL-GR1 4 3/4" x 5" x 10"	
AFE-CBL-GR2 5 1/2" x 7" x 14"	
AFE-CBL-GR3 7 1/4" x 8 3/4" x 26 1/2"	
AFE-CBL-OB1 4 1/2" x 4" x 7 1/2"	
AFE-CBL-OB2 7" x 6" x 12"	
AFE-CBL-GB1 4 1/2" x 4" x 7 3/8"	
AFE-CBL-GB2 7" x 6" x 12"	
AFE-CBL-OL1 4 3/4" x 5" x 10"	
AFE-CBL-OL2 5 5/8" x 6 7/8" x 14"	
AFE-CBL-OL3 7 1/4" x 8 3/4" x 26 1/2"	

Model	
AFE-CBL-NOL1 1 3/4" x 4 1/2" x 12"	
AFE-CBL-NOL2 2" x 5 1/2" x 16"	
AFE-CBL-NOL3 2" x 6 3/4" x 22 1/8"	
AFE-CBL-WA2 5" x 3" x 8"	
AFE-CBL-WA3 6 7/8" x 4 1/4" x 12 1/8"	
AFE-CBL-WA4 7 5/8" x 7" x 15"	
AFE-FB2 1 3/4" x 7 3/4" x 10"	
AFE-FB3 1 3/4" x 9 1/2" x 12 1/2"	
AFE-FB4 1 3/4" x 11" x 14 3/8"	

## MODERN CLASSIC COLLECTION

AFE-CBL-EGF1 7 1/2" x 8" x 16 1/4"	
• Extended lead times may apply.	
AFE-CBL-EGF2 9 1/2" x 8 1/2" x 19 3/8"	
• Extended lead times may apply.	

AFE-CBL-DLP 9 1/2" x 8 1/8" x 19"	
• Extended lead times may apply.	
AFE-CBL-EWV 8 1/2" x 8 1/2" x 17 1/2"	
• Extended lead times may apply.	
AFE-CBL-AVG 9 1/2" x 9" x 17 3/4"	
• Extended lead times may apply.	
AFE-CBL-NCF 9 3/8" x 7 5/8" x 19 5/8"	
• Extended lead times may apply.	

Notes below apply to all products in the sections above.

- Dimensions are shown as width x depth x height.
- Alder will be used for Rustic Alder.
- All ornate details are hand-carved.
- Not available in Quartersawn Oak.
- All finishes and techniques are available.









Model	
AFE-CBL-NCS1 7 1/2" x 8 1/4" x 13 5/8"	 <ul style="list-style-type: none"> <li>Extended lead times may apply.</li> </ul>
AFE-CBL-NCS2 9 1/2" x 8 1/4" x 13 3/4"	 <ul style="list-style-type: none"> <li>Extended lead times may apply.</li> </ul>
AFE-CBL-NCS3 7 1/2" x 9 1/4" x 20"	 <ul style="list-style-type: none"> <li>Extended lead times may apply.</li> </ul>
AFE-CBL-NCS4 9 5/8" x 9 3/8" x 20"	 <ul style="list-style-type: none"> <li>Extended lead times may apply.</li> </ul>






Model	
AFE-CBL-NPT1 5 3/4" x 5 1/2" x 16 3/4"	 <ul style="list-style-type: none"> <li>Extended lead times may apply.</li> </ul>
AFE-CBL-NPT2 8 1/2" x 5 1/2" x 16 3/4"	 <ul style="list-style-type: none"> <li>Extended lead times may apply.</li> </ul>
AFE-CBL-NCC1 5 3/4" x 5 1/2" x 16 3/4"	 <ul style="list-style-type: none"> <li>Extended lead times may apply.</li> </ul>
AFE-CBL-NCC2 8 1/2" x 5 1/2" x 16 3/4"	 <ul style="list-style-type: none"> <li>Extended lead times may apply.</li> </ul>
AFE-CBL-GKV1 10 1/8" x 8 5/8" x 15 1/2"	 <ul style="list-style-type: none"> <li>Extended lead times may apply.</li> </ul>
AFE-CBL-GKV2 10 1/8" x 9 1/2" x 17 1/2"	

Notes below apply to all products in the sections above.

- Dimensions are shown as width x depth x height.
- Alder will be used for Rustic Alder.
- All ornate details are hand-carved.
- Not available in Quartersawn Oak.
- All finishes and techniques are available.











Model	
AFE-CBL-NCP1 9 1/2" x 11 3/4" x 8 1/4"	 <ul style="list-style-type: none"> <li>Extended lead times may apply.</li> </ul>
AFE-CBL-NCP2 12" x 11 3/4" x 8 1/4"	 <ul style="list-style-type: none"> <li>Extended lead times may apply.</li> </ul>
AFE-CBL-NCP3 10 1/2" x 11 3/4" x 12"	 <ul style="list-style-type: none"> <li>Extended lead times may apply.</li> </ul>
AFE-CBL-NCP4 13" x 11 3/4" x 12"	 <ul style="list-style-type: none"> <li>Extended lead times may apply.</li> </ul>
AFE-CBL-VSV1 6 1/2" x 9" x 12"	
AFE-CBL-VSV2 8 1/2" x 9" x 12"	 <ul style="list-style-type: none"> <li>Extended lead times may apply.</li> </ul>
AFE-CBL-G1 5" x 5 3/4" x 20 1/8"	 <ul style="list-style-type: none"> <li>Extended lead times may apply.</li> </ul>
AFE-CBL-G2 8" x 5 3/4" x 20 1/8"	 <ul style="list-style-type: none"> <li>Extended lead times may apply.</li> </ul>

Model	
AFE-CBL-CRF1 5" x 5 3/4" x 20 1/8"	 <ul style="list-style-type: none"> <li>Extended lead times may apply.</li> </ul>
AFE-CBL-CRF2 8" x 5 3/4" x 20 1/8"	 <ul style="list-style-type: none"> <li>Extended lead times may apply.</li> </ul>
AFE-CBL-F1 5" x 5 3/4" x 20 1/8"	 <ul style="list-style-type: none"> <li>Extended lead times may apply.</li> </ul>
AFE-CBL-F2 8" x 5 3/4" x 20 1/8"	 <ul style="list-style-type: none"> <li>Extended lead times may apply.</li> </ul>
AFE-CBL-FAS1 7 3/8" x 6 7/8" x 8"	 <ul style="list-style-type: none"> <li>Extended lead times may apply.</li> </ul>




Notes below apply to all products in the sections above.

- Dimensions are shown as width x depth x height.
- Alder will be used for Rustic Alder.
- All ornate details are hand-carved.
- Not available in Quartersawn Oak.
- All finishes and techniques are available.

Model	
AFE-CBL-FAS2 10 3/8" x 6 7/8" x 8"	 <ul style="list-style-type: none"> <li>Extended lead times may apply.</li> </ul>
AFE-CBL-CR1 7 3/8" x 10" x 8"	 <ul style="list-style-type: none"> <li>Extended lead times may apply.</li> </ul>
AFE-CBL-CR2 10 1/4" x 10" x 8"	 <ul style="list-style-type: none"> <li>Extended lead times may apply.</li> </ul>
AFE-CBL-CREV1 7 3/8" x 6 7/8" x 8"	 <ul style="list-style-type: none"> <li>Extended lead times may apply.</li> </ul>
AFE-CBL-CREV2 10 3/8" x 6 7/8" x 8"	 <ul style="list-style-type: none"> <li>Extended lead times may apply.</li> </ul>
AFE-CBL-ECF1 4 1/4" x 4" x 5 7/8"	 <ul style="list-style-type: none"> <li>Extended lead times may apply.</li> </ul>
AFE-CBL-ECF2 6 1/8" x 4" x 7"	 <ul style="list-style-type: none"> <li>Extended lead times may apply.</li> </ul>
AFE-CBL-EW1 4 1/8" x 5 1/4" x 5 1/4"	 <ul style="list-style-type: none"> <li>Extended lead times may apply.</li> </ul>

Notes below apply to all products in the sections above.

- Dimensions are shown as width x depth x height.
- Alder will be used for Rustic Alder.
- All ornate details are hand-carved.
- Not available in Quartersawn Oak.
- All finishes and techniques are available.



Model	
AFE-CBL-EW2 6 1/8" x 5 1/4" x 5 1/4"	 <ul style="list-style-type: none"> <li>Extended lead times may apply.</li> </ul>
AFE-CBL-EP1 4 1/8" x 5 1/4" x 5 1/4"	 <ul style="list-style-type: none"> <li>Extended lead times may apply.</li> </ul>
AFE-CBL-EP2 6 1/8" x 5 1/4" x 5 1/4"	 <ul style="list-style-type: none"> <li>Extended lead times may apply.</li> </ul>

## NEW ART COLLECTION

AFE-CBL-BAN2 9" x 8" x 22 1/2"	
AFE-CBL-BAW2 9" x 8" x 22 1/2"	
AFE-CBL-MA2 9" x 8" x 22 1/2"	



Model	
AFE-CBL-BAN1 9" x 8" x 22 1/2"	
AFE-CBL-BAW1 9" x 8" x 22 1/2"	
AFE-CBL-MA1 9" x 8" x 22 1/2"	
AFE-CBL-MAT2 4 1/2" x 8" x 22 1/2"	

Model	
AFE-CBL-MAT1 4 1/2" x 8" x 22 1/2"	
AFE-CBL-BAT2 4 1/2" x 8" x 22 1/2"	
AFE-CBL-BAT1 4 1/2" x 8" x 22 1/2"	
AFE-CBL-MAT3 4 1/2" x 8" x 12 1/4"	


Notes below apply to all products in the sections above.

- Dimensions are shown as width x depth x height.
- Alder will be used for Rustic Alder.
- All ornate details are hand-carved.
- Not available in Quartersawn Oak.
- All finishes and techniques are available.

Model	
	AFE-CBL-BAT3 4 1/2" x 8" x 12 1/4"
	AFE-CBL-MA3 9" x 8" x 12 1/4"
	AFE-CBL-BAW3 9" x 8" x 12 1/4"
	AFE-CBL-BAN3 9" x 8" x 12 1/4"
	AFE-CBL-CRMA 8" x 8" x 12 1/4"
	AFE-CBL-CRBA 8" x 8" x 12 1/4"

Notes below apply to all products in the sections above.

- Dimensions are shown as width x depth x height.
- Alder will be used for Rustic Alder.
- All ornate details are hand-carved.
- Not available in Quartersawn Oak.
- All finishes and techniques are available.

Model	
	AFE-CBL-CRAR 8" x 8" x 12 1/4"

Model

## TRADITIONAL COLLECTION



AFE-APL-A16  
16" x 3 3/8" x 5/8"  
AFE-APL-A20  
20" x 4 1/2" x 3/4"  
AFE-APL-A24  
24" x 5 1/2" x 3/4"  
AFE-APL-A32  
32" x 6" x 7/8"



AFE-APL-A7  
7" x 3" x 5/8"  
AFE-APL-A9  
9" x 3 3/4" x 3/4"  
AFE-APL-A11  
11" x 4 3/8" x 3/4"

- Sold in pairs.



AFE-APL-AO20  
20" x 4 7/8" x 3/4"  
AFE-APL-AO24  
24" x 6" x 3/4"  
AFE-APL-AO32  
32" x 7" x 7/8"



AFE-APL-OR32  
32" x 8" x 3/4"



AFE-APL-OR14  
14 1/8" x 5" x 3/4"

- Sold in pairs.

Model



AFE-APL-SA20  
20" x 4 1/2" x 3/4"  
AFE-APL-SA24  
24" x 5" x 3/4"  
AFE-APL-SA32  
32" x 6" x 7/8"



AFE-APL-OL20  
20" x 4 1/2" x 3/4"  
AFE-APL-OL24  
24" x 5" x 7/8"  
AFE-APL-OL32  
32" x 5 1/2" x 1"



AFE-APL-O7  
7" x 3 1/2" x 5/8"  
AFE-APL-O9  
9" x 4 1/2" x 3/4"  
AFE-APL-O11  
11" x 5 1/2" x 3/4"

- Sold in pairs.



AFE-APL-BEL36  
36" x 6" x 7/8"  
AFE-APL-BEL40  
40" x 7" x 1"

*Notes below apply to all products in the sections above.*

- Dimensions are shown as width x height x thickness.
- Alder will be used for Rustic Alder.
- All ornate details are hand-carved.
- Not available in Quartersawn Oak.
- All finishes and techniques are available.

# appliques

Model



AFE-APL-G20  
20" x 4 1/2" x 3/4"  
AFE-APL-G24  
24" x 5" x 3/4"  
AFE-APL-G32  
32" x 6" x 7/8"



AFE-APL-G7  
7" x 3 1/2" x 5/8"  
AFE-APL-G9  
9" x 4 1/2" x 3/4"  
AFE-APL-G11  
11" x 5" x 3/4"

- Sold in pairs.

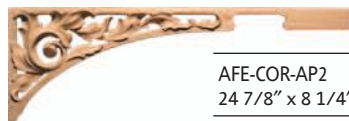


AFE-APL-ACP4  
11" x 6" x 3/4"

- Sold in pairs.



AFE-APL-AR14  
14" x 3 1/4" x 5/8"



AFE-COR-AP2  
24 7/8" x 8 1/4" x 3/4"

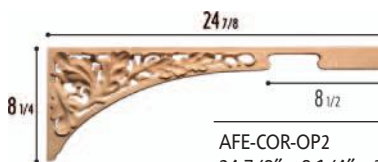
- Sold in pairs.

Notes below apply to all products in the sections above.

- Dimensions are shown as width x height x thickness.
- Alder will be used for Rustic Alder.
- All ornate details are hand-carved.
- Not available in Quartersawn Oak.
- All finishes and techniques are available.


CABINETRY BY  
*Decora*

Model



AFE-COR-OP2  
24 7/8" x 8 1/4" x 3/4"

- Sold in pairs.



AFE-COR-GP2  
24 7/8" x 8 1/4" x 3/4"

- Sold in pairs.



AFE-APL-VAC8  
2 3/4" x 8" x 1/2"  
AFE-APL-VAC10  
3 1/2" x 10 1/2" x 1/2"  
AFE-APL-VAC12  
5" x 12 1/2" x 1/2"  
AFE-APL-VAC16  
6" x 15 3/4" x 3/4"

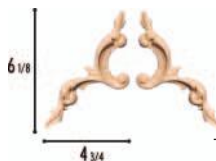


AFE-APL-VA5  
2 3/4" x 5" x 1/2"  
AFE-APL-VA7  
3 1/2" x 7" x 5/8"  
AFE-APL-VA9  
4 3/8" x 9" x 3/4"



AFE-APL-ACC4  
9 1/2" x 11 3/4" x 3/4"

- Sold in pairs.



AFE-APL-DS3  
6 1/8" x 4 3/4"

- Sold in pairs.

## Model



AFE-APL-CG4  
12 1/2" x 5 1/2" x 5/8"

- Sold in pairs.



AFE-APL-D2  
1 7/8" x 1 7/8" x 5/8"



AFE-APL-D8  
8" x 7/8" x 5/8"

AFE-APL-D10  
10" x 7/8" x 5/8"

AFE-APL-D12  
12" x 7/8" x 5/8"

AFE-APL-D16  
16" x 7/8" x 5/8"



AFE-APL-CA4  
12 1/2" x 5 1/2" x 5/8"

- Sold in pairs.



AFE-APL-CO4  
12 1/2" x 5 1/2" x 5/8"

- Sold in pairs.



AFE-APL-DM20  
20" x 7/8" x 5/8"

AFE-APL-DM24  
24" x 7/8" x 5/8"

AFE-APL-DM28  
28" x 7/8" x 5/8"

AFE-APL-DM32  
32" x 7/8" x 5/8"

## Model



AFE-APL-BA24  
24" x 3 1/4" x 1/2"

AFE-APL-BA38  
38" x 4 1/4" x 7/8"



AFE-APL-BO26  
26 1/2" x 3 1/4" x 1/2"

AFE-APL-BO40  
40" x 5" x 7/8"



AFE-APL-DRS1  
15" x 14 3/4" x 1"



AFE-APL-DRS2  
14 3/4" x 7 1/4" x 1"



AFE-APL-DRS3  
13" dia. x 7/8"



AFE-APL-DRS4  
15" x 11 1/2" x 1"

*Notes below apply to all products in the sections above.*

- Dimensions are shown as width x height x thickness.
- Alder will be used for Rustic Alder.
- All ornate details are hand-carved.
- Not available in Quartersawn Oak.
- All finishes and techniques are available.

Model

## MODERN CLASSIC COLLECTION



DO1 DO2

AFE-APL-DO1  
3" x 5 3/8" x 1/2"  
AFE-APL-DO2  
3" x 5 3/8" x 1/2"

- Extended lead times may apply.



RE1 RE2

AFE-APL-RE1  
2 1/2" x 5 3/8" x 1/2"  
AFE-APL-RE2  
2 1/2" x 5 3/8" x 1/2"

- Extended lead times may apply.



MI1 MI2

AFE-APL-MI1  
3" x 5 3/8" x 1/2"  
AFE-APL-MI2  
3" x 5 3/8" x 1/2"

- Extended lead times may apply.



FA1 FA2

AFE-APL-FA1  
3 1/4" x 5 3/4" x 1/2"  
AFE-APL-FA2  
3 1/4" x 5 3/4" x 1/2"

- Extended lead times may apply.



SO1 SO2

AFE-APL-SO1  
5 1/2" x 5 3/8" x 1/2"  
AFE-APL-SO2  
5 1/2" x 5 3/8" x 1/2"

- Extended lead times may apply.

Notes below apply to all products in the sections above.

- Dimensions are shown as width x height x thickness.
- Alder will be used for Rustic Alder.
- All ornate details are hand-carved.
- Not available in Quartersawn Oak.
- All finishes and techniques are available.

CABINETRY BY  
*Decora*

Model



TE1 TE2

AFE-APL-TE1  
5 1/4" x 7 1/4" x 1/2"  
AFE-APL-TE2  
5 1/4" x 7 1/4" x 1/2"

- Extended lead times may apply.



LA1 LA2

AFE-APL-LA1  
4 3/8" x 4 7/8" x 1/2"  
AFE-APL-LA2  
4 3/8" x 4 7/8" x 1/2"

- Extended lead times may apply.



DO3 DO4

AFE-APL-DO3  
6 3/4" x 12" x 1/2"  
AFE-APL-DO4  
6 3/4" x 12" x 1/2"

- Extended lead times may apply.



RE3 RE4

AFE-APL-RE3  
5 5/8" x 12" x 1/2"  
AFE-APL-RE4  
5 5/8" x 12" x 1/2"

- Extended lead times may apply.



Model



MI3

MI4

AFE-APL-MI3

6 3/4" x 12" x 1/2"

AFE-APL-MI4

6 3/4" x 12" x 1/2"


- Extended lead times may apply.



AFE-APL-PL1

5 3/8" x 5 3/8" x 1"

- Extended lead times may apply.



AFE-APL-PL2

5 3/8" x 5 3/8" x 1"

- Extended lead times may apply.



AFE-APL-LF1

4 1/4" x 4 1/4" x 3/4"

AFE-APL-LF2

5 3/8" x 5 3/8" x 1"

- Extended lead times may apply.



AFE-APL-PS1

4 1/4" x 4 1/4" x 3/4"

AFE-APL-PS2

5 3/8" x 5 3/8" x 1"

- Extended lead times may apply.



AFE-APL-ADR1

4 1/4" x 4 1/4" x 3/4"

AFE-APL-ADR2

5 1/2" x 5 1/2" x 1"

- Extended lead times may apply.

*Notes below apply to all products in the sections above.*

- Dimensions are shown as width x height x thickness.
- Alder will be used for Rustic Alder.
- All ornate details are hand-carved.
- Not available in Quartersawn Oak.
- All finishes and techniques are available.

## Model

### TRADITIONAL COLLECTION



AFE-MLD-GF48  
48" x 3 1/2" x 3/4"



AFE-MLD-G48  
48" x 3" x 3/4"



AFE-MLD-O48  
48" x 3" x 3/4"



AFE-MLD-AC48  
48" x 3" x 3/4"



AFE-MLD-LK1  
96" x 1 3/8" x 3/4"

AFE-MLD-LK2  
96" x 1 5/8" x 3/4"



AFE-MLD-R1  
96" x 1 3/8" x 3/4"

AFE-MLD-R2  
96" x 1 5/8" x 3/4"



AFE-MLD-F1  
96" x 1 1/2" x 3/4"

AFE-MLD-F2  
96" x 2" x 3/4"

Notes below apply to all products in the sections above.

- Dimensions are shown as length x height x thickness.
- Alder will be used for Rustic Alder.
- All ornate details are hand-carved.
- Not available in Quartersawn Oak.
- All finishes and techniques are available.

## Model



AFE-MLD-FL2  
96" x 2" x 3/4"

AFE-MLD-FL3  
96" x 3" x 3/4"

AFE-MLD-FL4  
96" x 4" x 3/4"

AFE-MLD-FL5  
96" x 5" x 3/4"

AFE-MLD-FL6  
96" x 6" x 3/4"

### MODERN CLASSIC COLLECTION



AFE-MLD-NC1  
48" x 5/8" x 1 1/4"

- Extended lead times may apply.



AFE-MLD-NC2  
48" x 3/4" x 1 1/4"

- Extended lead times may apply.



AFE-MLD-NC3  
48" x 1 1/16" x 1 1/4"

- Extended lead times may apply.



AFE-MLD-NC4  
48" x 2" x 2 1/4"

- Extended lead times may apply.



AFE-MLD-NC5  
48" x 2" x 4 7/8"

- Extended lead times may apply.

Model



AFE-MLD-NC6  
48" x 4 1/4" x 1 7/8"

- Extended lead times may apply.



AFE-MLD-NC7  
48" x 6 3/4" x 1 3/4"

- Extended lead times may apply.



AFE-MLD-NC8  
48" x 8 3/4" x 2 3/16"  
AFE-MLD-NC9  
48" x 8 3/4" x 3"

- Extended lead times may apply.



AFE-MLD-NC10  
48" x 8 3/4" x 1 5/16"  
AFE-MLD-NC11  
48" x 8 3/4" x 2"

- Extended lead times may apply.



AFE-MLD-EC  
48" x 3 1/2" x 1 1/4"

- Extended lead times may apply.



AFE-MLD-GK1  
48" x 4 1/2" x 1 1/8"

- Extended lead times may apply.

Model



AFE-MLD-GK2  
48" x 6" x 1"

- Extended lead times may apply.



AFE-MLD-DT  
50" x 7" x 1 1/4"

- Extended lead times may apply.



AFE-MLD-DTB  
50" x 3" x 1 1/4"

- Extended lead times may apply.



AFE-MLD-AD1  
48" x 4 1/2" x 1 3/8"

- Extended lead times may apply.



AFE-MLD-AD2  
48" x 6" x 1 1/4"

- Extended lead times may apply.










AFE-MLD-AD3  
48" x 3 1/2" x 1 1/2"

- Extended lead times may apply.








*Notes below apply to all products in the sections above.*

- Dimensions are shown as length x height x thickness.
- Alder will be used for Rustic Alder.
- All ornate details are hand-carved.
- Not available in Quartersawn Oak.
- All finishes and techniques are available.

Model	
	<p>AFE-MLD-AD4 48" x 5 3/8" x 2"</p> <ul style="list-style-type: none"> <li>Extended lead times may apply.</li> </ul>
	<p>AFE-MLD-AD5 48" x 3 5/8" x 1 1/4"</p> <ul style="list-style-type: none"> <li>Extended lead times may apply.</li> </ul>
	<p>AFE-MLD-AD6 48" x 1 7/8" x 1 1/4"</p> <ul style="list-style-type: none"> <li>Extended lead times may apply.</li> </ul>
	<p>AFE-MLD-AV1 50" x 2 5/8" x 4 1/2"</p> <ul style="list-style-type: none"> <li>Extended lead times may apply.</li> </ul>
	<p>AFE-MLD-AV3 3 3/4" x 3 3/4" x 2 5/8"</p> <ul style="list-style-type: none"> <li>Extended lead times may apply.</li> </ul>
	<p>AFE-MLD-AV2 50" x 2 1/2" x 4 1/2"</p> <ul style="list-style-type: none"> <li>Extended lead times may apply.</li> </ul>
	<p>AFE-MLD-AV4 3 3/4" x 3 1/2" x 2 1/2"</p> <ul style="list-style-type: none"> <li>Extended lead times may apply.</li> </ul>

Notes below apply to all products in the sections above.

- Dimensions are shown as length x height x thickness.
- Alder will be used for Rustic Alder.
- All ornate details are hand-carved.
- Not available in Quartersawn Oak.
- All finishes and techniques are available.

Model	
	<p>AFE-MLD-BAV1 50" x 2 3/4" x 4 1/2"</p> <ul style="list-style-type: none"> <li>Extended lead times may apply.</li> </ul>
	<p>AFE-MLD-BAV2 5 1/4" x 3 1/2" x 2 3/4"</p> <ul style="list-style-type: none"> <li>Extended lead times may apply.</li> </ul>
	<p>AFE-MLD-AVD 50" x 1 1/2" x 1 1/4"</p> <ul style="list-style-type: none"> <li>Extended lead times may apply.</li> </ul>
	<p>AFE-MLD-RD 48" x 5 1/2" x 1 1/2"</p> <ul style="list-style-type: none"> <li>Extended lead times may apply.</li> </ul>
	<p>AFE-MLD-SH 48" x 4 1/2" x 1"</p> <ul style="list-style-type: none"> <li>Extended lead times may apply.</li> </ul>
	<p>AFE-MLD-EW 48" x 5 1/2" x 2 1/4"</p> <ul style="list-style-type: none"> <li>Extended lead times may apply.</li> </ul>
	<p>AFE-MLD-ED 48" x 5" x 2"</p> <ul style="list-style-type: none"> <li>Extended lead times may apply.</li> </ul>

Model



AFE-MLD-DED  
48" x 5 1/2" x 2 1/2"

- Extended lead times may apply.



AFE-MLD-W  
48" x 6" x 1 1/4"

- Extended lead times may apply.

NEW ART COLLECTION



AFE-MLD-AR  
95 5/8" x 7 1/8" x 2 1/2"



AFE-MLD-B-TORUS  
96" x 6 3/8" x 2"



AFE-MLD-B-SCOTI  
96" x 6 3/8" x 2"

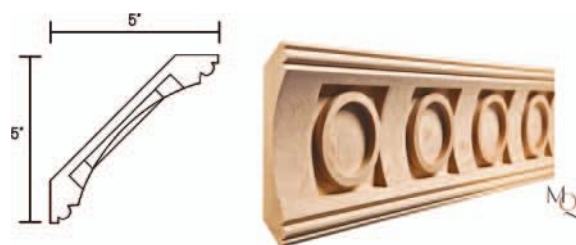
MULTIPLICITY COLLECTION



AFE-MLD-CS  
96" x 7 1/16" x 1 1/8"

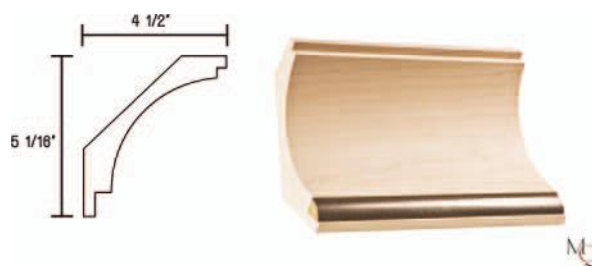
- Extended lead times may apply.

Model



AFE-MLD-CSC  
96" x 7 1/16" x 1 1/8"

- Extended lead times may apply.



AFE-MLD-CC  
96" x 6 3/4" x 1 7/8"

- Extended lead times may apply.



AFE-MLD-B  
96" x 8" x 1"

- Extended lead times may apply.




AFE-MLD-LV  
96" x 2" x 1 3/4"

- Extended lead times may apply.

*Notes below apply to all products in the sections above.*

- Dimensions are shown as length x height x thickness.
- Alder will be used for Rustic Alder.
- All ornate details are hand-carved.
- Not available in Quartersawn Oak.
- All finishes and techniques are available.

# mouldings & inlays



AFE-MLD-C  
96" x 4 1/2" x 1 3/8"

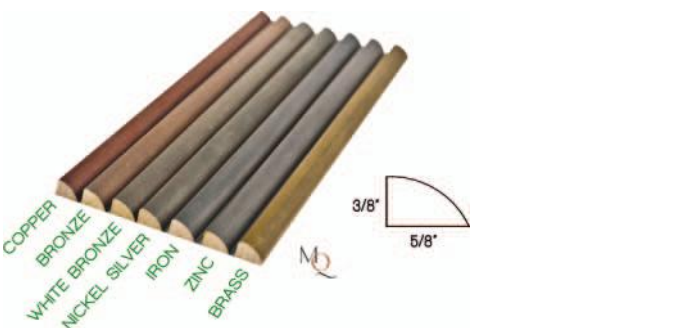
- Extended lead times may apply.



AFE-MLD-CR  
96" x 3 1/2" x 1 1/16"

- Extended lead times may apply.

## INLAYS



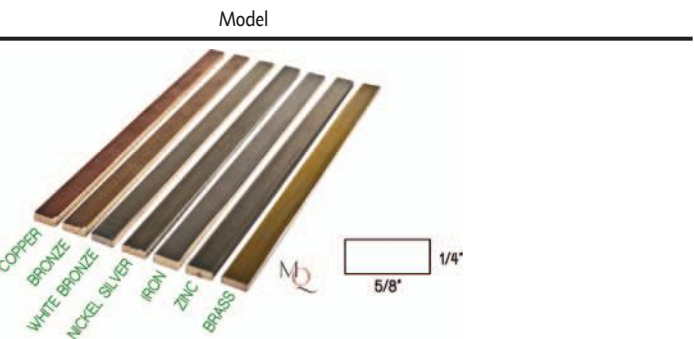
AFE-INL-QR (Wooden)  
96" x 5/8" x 3/8"

AFE-INL-QRM (Metalized)  
96" x 5/8" x 3/8"

- Extended lead times may apply.
- Specify metallic finish if applicable.

Notes below apply to all products in the sections above.

- Dimensions are shown as length x height x thickness.
- Alder will be used for Rustic Alder.
- All ornate details are hand-carved.
- Not available in Quartersawn Oak.
- All finishes and techniques are available.






AFE-INL-R (Wooden)  
96" x 5/8" x 1/4"

AFE-INL-RM (Metalized)  
96" x 5/8" x 1/4"

- Extended lead times may apply.
- Specify metallic finish if applicable.




Model	
TRADITIONAL COLLECTION	
	AFE-ISL-MAC3 6" x 4" x 35"
	AFE-ISL-LAC3 8" x 7 1/2" x 36 1/2"
	AFE-ISL-AN35 8" x 17 3/4" x 35 1/2"


Model	
	AFE-ISL-FRA2 7 3/4" x 6" x 36"
	AFE-ISL-FRA2L 7 3/4" x 6" x 42"
	AFE-ISL-FR2 7 1/2" x 7 1/2" x 36"
	AFE-ISL-FR2L 7 1/2" x 7 1/2" x 42"


*Notes below apply to all products in the sections above.*

- Dimensions are shown as width x depth x height.
- Alder will be used for Rustic Alder.
- All ornate details are hand-carved.
- Not available in Quartersawn Oak.
- All finishes and techniques are available.

Model	
	AFE-ISL-TR2 7 3/4" x 6" x 36"
	AFE-ISL-TR2L 7 3/4" x 6" x 42"


MODERN CLASSIC COLLECTION


	AFE-ISL-CRL 10 1/4" x 10" x 35"
	<ul style="list-style-type: none"><li>Extended lead times may apply.</li></ul>


	AFE-ISL-CRS 7 3/8" x 10" x 35"
	<ul style="list-style-type: none"><li>Extended lead times may apply.</li></ul>


Notes below apply to all products in the sections above.






- Dimensions are shown as width x depth x height.
- Alder will be used for Rustic Alder.
- All ornate details are hand-carved.
- Not available in Quartersawn Oak.
- All finishes and techniques are available.





Model	
	AFE-ISL-CREL 10 3/8" x 6 7/8" x 35"
	<ul style="list-style-type: none"><li>Extended lead times may apply.</li></ul>

	AFE-ISL-CRES 7 3/8" x 6 7/8" x 35"
	<ul style="list-style-type: none"><li>Extended lead times may apply.</li></ul>

	AFE-ISL-FL 10 3/8" x 6 7/8" x 35"
	<ul style="list-style-type: none"><li>Extended lead times may apply.</li></ul>





	AFE-ISL-FS 7 3/8" x 6 7/8" x 35"
	<ul style="list-style-type: none"><li>Extended lead times may apply.</li></ul>

	<p>Model</p> <p>AFE-ISL-NCCL 12" x 11 3/4" x 35"</p>
	<ul style="list-style-type: none"> <li>Extended lead times may apply.</li> </ul>
	<p>AFE-ISL-NCCS 9 1/2" x 11 3/4" x 35"</p>
	<ul style="list-style-type: none"> <li>Extended lead times may apply.</li> </ul>
	<p>AFE-ISL-NCPL 12" x 11 3/4" x 35"</p>
	<ul style="list-style-type: none"> <li>Extended lead times may apply.</li> </ul>
	<p>AFE-ISL-NCPS 9 1/2" x 11 3/4" x 35"</p>
	<ul style="list-style-type: none"> <li>Extended lead times may apply.</li> </ul>
	<p>AFE-ISL-NCP4 13" x 11 3/4" x 35"</p>
	<ul style="list-style-type: none"> <li>Extended lead times may apply.</li> </ul>

	<p>Model</p> <p>AFE-ISL-VSV2 10" x 9" x 35"</p>
	<ul style="list-style-type: none"> <li>Extended lead times may apply.</li> </ul>
	<p>AFE-ISL-GRI1 13 1/2" x 6 3/4" x 35"</p>
	<ul style="list-style-type: none"> <li>Extended lead times may apply.</li> </ul>
	<p>AFE-ISL-GRI2 13 1/2" x 6 3/4" x 35"</p>
	<ul style="list-style-type: none"> <li>Extended lead times may apply.</li> </ul>
	<p>AFE-ISL-GRI3 13 1/2" x 6 3/4" x 35"</p>
	<ul style="list-style-type: none"> <li>Extended lead times may apply.</li> </ul>




*Notes below apply to all products in the sections above.*


- Dimensions are shown as width x depth x height.
- Alder will be used for Rustic Alder.
- All ornate details are hand-carved.
- Not available in Quartersawn Oak.
- All finishes and techniques are available.





Model	
	<div>AFE-ISL-GK1</div> <div>15 3/4" x 7 7/8" x 35"</div> <div><ul style="list-style-type: none"><li>Extended lead times may apply.</li></ul></div>
	<div>AFE-ISL-NCE</div> <div>12 3/4" x 6 3/4" x 35"</div> <div><ul style="list-style-type: none"><li>Extended lead times may apply.</li></ul></div>
	<div>AFE-ISL-GR</div> <div>10 1/4" x 6 1/2" x 35"</div> <div><ul style="list-style-type: none"><li>Extended lead times may apply.</li></ul></div>
	<div>AFE-ISL-DLP</div> <div>9 1/2" x 8 1/8" x 35"</div> <div><ul style="list-style-type: none"><li>Extended lead times may apply.</li></ul></div>




Notes below apply to all products in the sections above.

- Dimensions are shown as width x depth x height.
- Alder will be used for Rustic Alder.
- All ornate details are hand-carved.
- Not available in Quartersawn Oak.
- All finishes and techniques are available.

Model	
	<div>AFE-ISL-EGF2</div> <div>9 1/2" x 8 1/2" x 35"</div> <div><ul style="list-style-type: none"><li>Extended lead times may apply.</li></ul></div>
	<div>AFE-ISL-AVG</div> <div>9 1/2" x 9" x 35"</div> <div><ul style="list-style-type: none"><li>Extended lead times may apply.</li></ul></div>
	<div>AFE-ISL-NCS2</div> <div>9 1/2" x 8 1/4" x 35"</div> <div><ul style="list-style-type: none"><li>Extended lead times may apply.</li></ul></div>

NEW ART COLLECTION	
	<div>AFE-ISL-BAW2</div> <div>9" x 8" x 35 1/2"</div>

Model	
AFE-ISL-MA2 9" x 8" x 35 1/2"	
AFE-ISL-BAN2 9" x 8" x 35 1/2"	
AFE-ISL-BAW1 9" x 8" x 35 1/2"	
AFE-ISL-MA1 9" x 8" x 35 1/2"	

Model	
AFE-ISL-BAN1 9" x 8" x 35 1/2"	
AFE-ISL-MAT2 4 1/2" x 8" x 35 1/2"	
AFE-ISL-MAT1 4 1/2" x 8" x 35 1/2"	

*Notes below apply to all products in the sections above.*

- Dimensions are shown as width x depth x height.
- Alder will be used for Rustic Alder.
- All ornate details are hand-carved.
- Not available in Quartersawn Oak.
- All finishes and techniques are available.

Model	
	AFE-ISL-BAT2 4 1/2" x 8" x 35 1/2"
	AFE-ISL-BAT1 4 1/2" x 8" x 35 1/2"

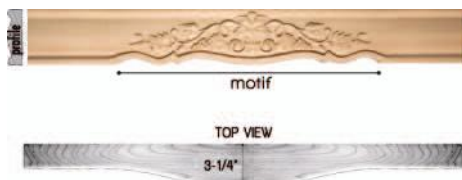
Notes below apply to all products in the sections above.

- Dimensions are shown as width x depth x height.
- Alder will be used for Rustic Alder.
- All ornate details are hand-carved.
- Not available in Quartersawn Oak.
- All finishes and techniques are available.



Model

## TRADITIONAL COLLECTION



AFE-MTL-G0  
44" x 5 7/8" x 3 1/2"  
AFE-MTL-G1  
60" x 5 7/8" x 3 1/4"



AFE-MTL-FOL2  
40" x 8" x 1 3/4"  
AFE-MTL-FOL3  
52 3/4" x 8" x 1 3/4"

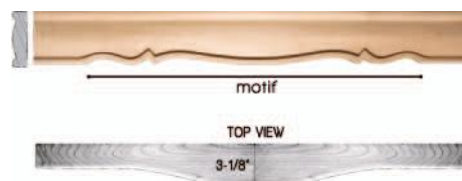


AFE-MTL-O0  
44" x 5 7/8" x 3 1/2"  
AFE-MTL-O1  
60" x 5 7/8" x 3 1/4"



AFE-MTL-A0  
44" x 5 7/8" x 3 1/2"  
AFE-MTL-A1  
60" x 5 7/8" x 3 1/4"

Model



AFE-MTL-P0  
44" x 5 7/8" x 3 1/8"  
AFE-MTL-P1  
60" x 5 7/8" x 3 1/8"



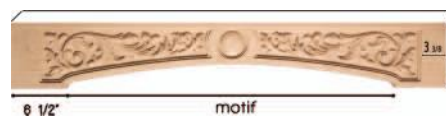
AFE-MTL-LF3  
56" x 7 7/8" x 1 3/4"



AFE-MTL-FAC2  
48" x 5 7/8" x 1 7/8"



AFE-MTL-EXT1  
48" x 5 7/8" x 1 1/2"



AFE-MTL-FAL2  
40" x 8" x 1 3/4"  
AFE-MTL-FAL3  
52 3/4" x 8" x 1 3/4"

*Notes below apply to all products in the sections above.*

- Dimensions are shown as length x height x thickness.
- Alder will be used for Rustic Alder.
- All ornate details are hand-carved.
- Not available in Quartersawn Oak.
- All finishes and techniques are available.

Model

AFE-MTL-FP2  
40" x 8" x 1 3/4"

AFE-MTL-FP3  
52 3/4" x 8" x 1 3/4"

AFE-MTL-FGR1  
40" x 8" x 1 3/4"

AFE-MTL-FGR2  
52 3/4" x 8" x 1 3/4"

AFE-MTL-BEL48  
48" x 9" x 1 3/8"

AFE-MTL-BEL54  
54" x 10" x 1 3/8"

AFE-MTL-S2  
49" x 6" x 1 3/4"

AFE-EXT-S2  
49" x 6" x 1 3/4"

Notes below apply to all products in the sections above.

- Dimensions are shown as length x height x thickness.
- Alder will be used for Rustic Alder.
- All ornate details are hand-carved.
- Not available in Quartersawn Oak.
- All finishes and techniques are available.

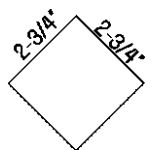
Model

AFE-MTL-FLT2  
49" x 6" x 1 3/4"

AFE-EXT-FLT2  
49" x 6" x 1 3/4"

Model

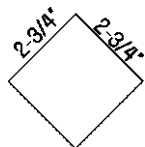
TRADITIONAL COLLECTION



2"

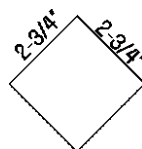
2" or 6"

AFE-CRN-OR27  
2 3/4" x 2 3/4" x 27"  
AFE-CRN-OR28.5  
2 3/4" x 2 3/4" x 28 1/2"  
AFE-CRN-OR28  
2 3/4" x 2 3/4" x 28 5/16"  
AFE-CRN-OR29  
2 3/4" x 2 3/4" x 29 1/8"  
AFE-CRN-OR30  
2 3/4" x 2 3/4" x 30"  
AFE-CRN-OR34  
2 3/4" x 2 3/4" x 34 1/2"  
AFE-CRN-OR36  
2 3/4" x 2 3/4" x 36"  
AFE-CRN-OR42  
2 3/4" x 2 3/4" x 42 1/8"  
AFE-CRN-OR84  
2 3/4" x 2 3/4" x 84"  
AFE-CRN-OR90  
2 3/4" x 2 3/4" x 90"  
AFE-CRN-OR96  
2 3/4" x 2 3/4" x 96"

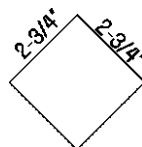


AFE-CRN-AC27  
2 3/4" x 2 3/4" x 27"  
AFE-CRN-AC28.5  
2 3/4" x 2 3/4" x 28 1/2"  
AFE-CRN-AC28  
2 3/4" x 2 3/4" x 28 5/16"  
AFE-CRN-AC29  
2 3/4" x 2 3/4" x 29 1/8"  
AFE-CRN-AC30  
2 3/4" x 2 3/4" x 30"  
AFE-CRN-AC34  
2 3/4" x 2 3/4" x 34 1/2"  
AFE-CRN-AC36  
2 3/4" x 2 3/4" x 36"  
AFE-CRN-AC42  
2 3/4" x 2 3/4" x 42 1/8"  
AFE-CRN-AC84  
2 3/4" x 2 3/4" x 84"  
AFE-CRN-AC90  
2 3/4" x 2 3/4" x 90"  
AFE-CRN-AC96  
2 3/4" x 2 3/4" x 96"

Model



AFE-CRN-ACR27  
2 3/4" x 2 3/4" x 27"  
AFE-CRN-ACR28.5  
2 3/4" x 2 3/4" x 28 1/2"  
AFE-CRN-ACR28  
2 3/4" x 2 3/4" x 28 5/16"  
AFE-CRN-ACR29  
2 3/4" x 2 3/4" x 29 1/8"  
AFE-CRN-ACR30  
2 3/4" x 2 3/4" x 30"  
AFE-CRN-ACR34  
2 3/4" x 2 3/4" x 34 1/2"  
AFE-CRN-ACR36  
2 3/4" x 2 3/4" x 36"  
AFE-CRN-ACR42  
2 3/4" x 2 3/4" x 42 1/8"  
AFE-CRN-ACR84  
2 3/4" x 2 3/4" x 84"  
AFE-CRN-ACR90  
2 3/4" x 2 3/4" x 90"  
AFE-CRN-ACR96  
2 3/4" x 2 3/4" x 96"

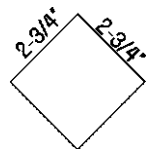


AFE-CRN-ACC27  
2 3/4" x 2 3/4" x 27"  
AFE-CRN-ACC28.5  
2 3/4" x 2 3/4" x 28 1/2"  
AFE-CRN-ACC28  
2 3/4" x 2 3/4" x 28 5/16"  
AFE-CRN-ACC29  
2 3/4" x 2 3/4" x 29 1/8"  
AFE-CRN-ACC30  
2 3/4" x 2 3/4" x 30"  
AFE-CRN-ACC34  
2 3/4" x 2 3/4" x 34 1/2"  
AFE-CRN-ACC36  
2 3/4" x 2 3/4" x 36"  
AFE-CRN-ACC42  
2 3/4" x 2 3/4" x 42 1/8"  
AFE-CRN-ACC84  
2 3/4" x 2 3/4" x 84"  
AFE-CRN-ACC90  
2 3/4" x 2 3/4" x 90"  
AFE-CRN-ACC96  
2 3/4" x 2 3/4" x 96"

Notes below apply to all products in the sections above.

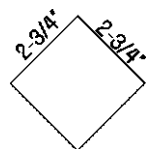
- Dimensions are shown as width x depth x height.
- Alder will be used for Rustic Alder.
- All ornate details are hand-carved.
- Not available in Quartersawn Oak.
- All finishes and techniques are available.

# corner posts



## Model

AFE-CRN-GR27
2 3/4" x 2 3/4" x 27"
AFE-CRN-GR28.5
2 3/4" x 2 3/4" x 28 1/2"
AFE-CRN-GR28
2 3/4" x 2 3/4" x 28 5/16"
AFE-CRN-GR29
2 3/4" x 2 3/4" x 29 1/8"
AFE-CRN-GR30
2 3/4" x 2 3/4" x 30"
AFE-CRN-GR34
2 3/4" x 2 3/4" x 34 1/2"
AFE-CRN-GR36
2 3/4" x 2 3/4" x 36"
AFE-CRN-GR42
2 3/4" x 2 3/4" x 42 1/8"
AFE-CRN-GR84
2 3/4" x 2 3/4" x 84"
AFE-CRN-GR90
2 3/4" x 2 3/4" x 90"
AFE-CRN-GR96
2 3/4" x 2 3/4" x 96"



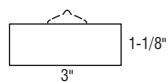
AFE-CRN-TR27
2 3/4" x 2 3/4" x 27"
AFE-CRN-TR28.5
2 3/4" x 2 3/4" x 28 1/2"
AFE-CRN-TR28
2 3/4" x 2 3/4" x 28 5/16"
AFE-CRN-TR29
2 3/4" x 2 3/4" x 29 1/8"
AFE-CRN-TR30
2 3/4" x 2 3/4" x 30"
AFE-CRN-TR34
2 3/4" x 2 3/4" x 34 1/2"
AFE-CRN-TR36
2 3/4" x 2 3/4" x 36"
AFE-CRN-TR42
2 3/4" x 2 3/4" x 42 1/8"
AFE-CRN-TR84
2 3/4" x 2 3/4" x 84"
AFE-CRN-TR90
2 3/4" x 2 3/4" x 90"
AFE-CRN-TR96
2 3/4" x 2 3/4" x 96"

Notes below apply to all products in the sections above.

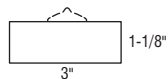
- Dimensions are shown as width x depth x height.
- Alder will be used for Rustic Alder.
- All ornate details are hand-carved.
- Not available in Quartersawn Oak.
- All finishes and techniques are available.

CABINETRY BY  
*Decorative*

## Model

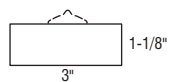


AFE-CRN-OF27
3" x 1 1/8" x 27"
AFE-CRN-OF28.5
3" x 1 1/8" x 28 1/2"
AFE-CRN-OF28
3" x 1 1/8" x 28 5/16"
AFE-CRN-OF29
3" x 1 1/8" x 29 1/8"
AFE-CRN-OF30
3" x 1 1/8" x 30"
AFE-CRN-OF34
3" x 1 1/8" x 34 1/2"
AFE-CRN-OF36
3" x 1 1/8" x 36"
AFE-CRN-OF42
3" x 1 1/8" x 42 1/8"
AFE-CRN-OF84
3" x 1 1/8" x 84"
AFE-CRN-OF90
3" x 1 1/8" x 90"
AFE-CRN-OF96
3" x 1 1/8" x 96"

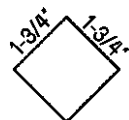


AFE-CRN-ACF27
3" x 1 1/8" x 27"
AFE-CRN-ACF28.5
3" x 1 1/8" x 28 1/2"
AFE-CRN-ACF28
3" x 1 1/8" x 28 5/16"
AFE-CRN-ACF29
3" x 1 1/8" x 29 1/8"
AFE-CRN-ACF30
3" x 1 1/8" x 30"
AFE-CRN-ACF34
3" x 1 1/8" x 34 1/2"
AFE-CRN-ACF36
3" x 1 1/8" x 36"
AFE-CRN-ACF42
3" x 1 1/8" x 42 1/8"
AFE-CRN-ACF84
3" x 1 1/8" x 84"
AFE-CRN-ACF90
3" x 1 1/8" x 90"
AFE-CRN-ACF96
3" x 1 1/8" x 96"

Model	
AFE-CRN-TRF27	3" x 1 1/8" x 27"
AFE-CRN-TRF28.5	3" x 1 1/8" x 28 1/2"
AFE-CRN-TRF28	3" x 1 1/8" x 28 5/16"
AFE-CRN-TRF29	3" x 1 1/8" x 29 1/8"
AFE-CRN-TRF30	3" x 1 1/8" x 30"
AFE-CRN-TRF34	3" x 1 1/8" x 34 1/2"
AFE-CRN-TRF36	3" x 1 1/8" x 36"
AFE-CRN-TRF42	3" x 1 1/8" x 42 1/8"
AFE-CRN-TRF84	3" x 1 1/8" x 84"
AFE-CRN-TRF90	3" x 1 1/8" x 90"
AFE-CRN-TRF96	3" x 1 1/8" x 96"



Model	
AFE-CRN-SOR27	1 3/4" x 1 3/4" x 27"
AFE-CRN-SOR28.5	1 3/4" x 1 3/4" x 28 1/2"
AFE-CRN-SOR28	1 3/4" x 1 3/4" x 28 5/16"
AFE-CRN-SOR29	1 3/4" x 1 3/4" x 29 1/8"
AFE-CRN-SOR30	1 3/4" x 1 3/4" x 30"
AFE-CRN-SOR34	1 3/4" x 1 3/4" x 34 1/2"
AFE-CRN-SOR36	1 3/4" x 1 3/4" x 36"
AFE-CRN-SOR42	1 3/4" x 1 3/4" x 42 1/8"
AFE-CRN-SOR84	1 3/4" x 1 3/4" x 84"
AFE-CRN-SOR90	1 3/4" x 1 3/4" x 90"
AFE-CRN-SOR96	1 3/4" x 1 3/4" x 96"

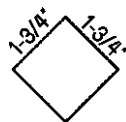


2"

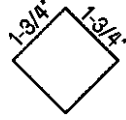


2" or 8"

Model	
AFE-CRN-STR28	1 3/4" x 1 3/4" x 28 1/2"
AFE-CRN-STR34	1 3/4" x 1 3/4" x 34 1/2"
AFE-CRN-STR84	1 3/4" x 1 3/4" x 84"
AFE-CRN-STR90	1 3/4" x 1 3/4" x 90"
AFE-CRN-STR96	1 3/4" x 1 3/4" x 96"



Model	
AFE-CRN-SAC27	1 3/4" x 1 3/4" x 27"
AFE-CRN-SAC28.5	1 3/4" x 1 3/4" x 28 1/2"
AFE-CRN-SAC28	1 3/4" x 1 3/4" x 28 5/16"
AFE-CRN-SAC29	1 3/4" x 1 3/4" x 29 1/8"
AFE-CRN-SAC30	1 3/4" x 1 3/4" x 30"
AFE-CRN-SAC34	1 3/4" x 1 3/4" x 34 1/2"
AFE-CRN-SAC36	1 3/4" x 1 3/4" x 36"
AFE-CRN-SAC42	1 3/4" x 1 3/4" x 42 1/8"
AFE-CRN-SAC84	1 3/4" x 1 3/4" x 84"
AFE-CRN-SAC90	1 3/4" x 1 3/4" x 90"
AFE-CRN-SAC96	1 3/4" x 1 3/4" x 96"




Notes below apply to all products in the sections above.


- Dimensions are shown as width x depth x height.
- Alder will be used for Rustic Alder.
- All ornate details are hand-carved.
- Not available in Quartersawn Oak.
- All finishes and techniques are available.

corner posts

Model	
AFE-CRN-SS30	1 3/4" x 1 3/4" x 30"
AFE-CRN-SS48	1 3/4" x 1 3/4" x 48"
AFE-CRN-SS96	1 3/4" x 1 3/4" x 96"




AFE-CRN-LT48	1 3/4" x 1 3/4" x 48"
AFE-CRN-LT96	1 3/4" x 1 3/4" x 96"



Notes below apply to all products in the sections above.

- Dimensions are shown as width x depth x height.
- Alder will be used for Rustic Alder.
- All ornate details are hand-carved.
- Not available in Quartersawn Oak.
- All finishes and techniques are available.

Model	
AFE-CRN-SL30	2 3/4" x 2 3/4" x 30"
AFE-CRN-SL48	2 3/4" x 2 3/4" x 48"
AFE-CRN-SL96	2 3/4" x 2 3/4" x 96"



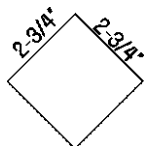
AFE-CRN-RA	2 3/4" x 2 3/4" x 34 1/2"
------------	---------------------------





Model

## MODERN CLASSIC COLLECTION

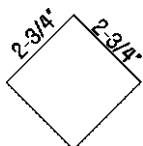


AFE-CRN-AV26  
2 3/4" x 2 3/4" x 26 1/4"

AFE-CRN-AV32  
2 3/4" x 2 3/4" x 32 1/4"

AFE-CRN-AV42  
2 3/4" x 2 3/4" x 42"

- Extended lead times may apply.

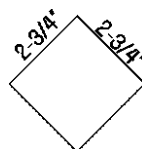


AFE-CRN-AV34  
2 3/4" x 2 3/4" x 34 1/2"

AFE-CRN-AV40  
2 3/4" x 2 3/4" x 40 1/2"

- Extended lead times may apply.

Model

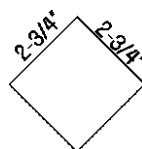


AFE-CRN-GK26  
2 3/4" x 2 3/4" x 26 1/4"

AFE-CRN-GK32  
2 3/4" x 2 3/4" x 32 1/4"

AFE-CRN-GK42  
2 3/4" x 2 3/4" x 42"

- Extended lead times may apply.



AFE-CRN-GK34  
2 3/4" x 2 3/4" x 34 1/2"

AFE-CRN-GK40  
2 3/4" x 2 3/4" x 40 1/2"

- Extended lead times may apply.

Notes below apply to all products in the sections above.

- Dimensions are shown as width x depth x height.
- Alder will be used for Rustic Alder.
- All ornate details are hand-carved.
- Not available in Quartersawn Oak.
- All finishes and techniques are available.

corner posts

Model
AFE-CRN-AD26
2 3/4" x 2 3/4" x 26 1/4"
AFE-CRN-AD32
2 3/4" x 2 3/4" x 32 1/4"
AFE-CRN-AD42
2 3/4" x 2 3/4" x 42"



- Extended lead times may apply.

Model
AFE-CRN-AD34
2 3/4" x 2 3/4" x 34 1/4"
AFE-CRN-AD40
2 3/4" x 2 3/4" x 40 1/2"



- Extended lead times may apply.

Notes below apply to all products in the sections above.

- Dimensions are shown as width x depth x height.
- Alder will be used for Rustic Alder.
- All ornate details are hand-carved.
- Not available in Quartersawn Oak.
- All finishes and techniques are available.



Model
AFE-CRN-NCS26
2 3/4" x 2 3/4" x 26 1/4"
AFE-CRN-NCS32
2 3/4" x 2 3/4" x 32 1/4"
AFE-CRN-NCS42
2 3/4" x 2 3/4" x 42"



- Extended lead times may apply.

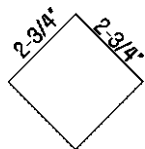
Model
AFE-CRN-NCS34
2 3/4" x 2 3/4" x 34 1/2"
AFE-CRN-NCS40
2 3/4" x 2 3/4" x 40 1/2"



- Extended lead times may apply.

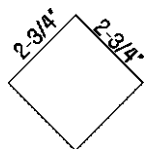
Model	
AFE-CRN-AB26	2 3/4" x 2 3/4" x 26 1/4"
AFE-CRN-AB32	2 3/4" x 2 3/4" x 32 1/4"
AFE-CRN-AB42	2 3/4" x 2 3/4" x 42"

- Extended lead times may apply.



AFE-CRN-AB34	2 3/4" x 2 3/4" x 34 1/2"
AFE-CRN-AB40	2 3/4" x 2 3/4" x 40 1/2"

- Extended lead times may apply.



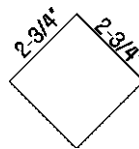
Model	
AFE-BS-CRN-2S	3 1/4" x 3 1/4" x 8 3/4"
AFE-BS-CRN-4S	3 7/8" x 3 7/8" x 8 3/4"

- Extended lead times may apply.



## NEW ART COLLECTION

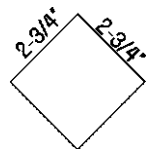
AFE-CRN-R226	2 3/4" x 2 3/4" x 26"
AFE-CRN-R228	2 3/4" x 2 3/4" x 28"
AFE-CRN-R232	2 3/4" x 2 3/4" x 32"
AFE-CRN-R235	2 3/4" x 2 3/4" x 35 1/2"
AFE-CRN-R242	2 3/4" x 2 3/4" x 42"
AFE-CRN-R284	2 3/4" x 2 3/4" x 84"
AFE-CRN-R290	2 3/4" x 2 3/4" x 90"
AFE-CRN-R296	2 3/4" x 2 3/4" x 96"



Notes below apply to all products in the sections above.


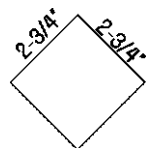
- Dimensions are shown as width x depth x height.
- Alder will be used for Rustic Alder.
- All ornate details are hand-carved.
- Not available in Quartersawn Oak.
- All finishes and techniques are available.

# corner posts



## Model

AFE-CRN-D226
2 3/4" x 2 3/4" x 26"
AFE-CRN-D228
2 3/4" x 2 3/4" x 28"
AFE-CRN-D232
2 3/4" x 2 3/4" x 32"
AFE-CRN-D235
2 3/4" x 2 3/4" x 35 1/2"
AFE-CRN-D242
2 3/4" x 2 3/4" x 42"
AFE-CRN-D284
2 3/4" x 2 3/4" x 84"
AFE-CRN-D290
2 3/4" x 2 3/4" x 90"
AFE-CRN-D296
2 3/4" x 2 3/4" x 96"

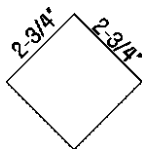


AFE-CRN-T226
2 3/4" x 2 3/4" x 26"
AFE-CRN-T228
2 3/4" x 2 3/4" x 28"
AFE-CRN-T232
2 3/4" x 2 3/4" x 32"
AFE-CRN-T235
2 3/4" x 2 3/4" x 35 1/2"
AFE-CRN-T242
2 3/4" x 2 3/4" x 42"
AFE-CRN-T284
2 3/4" x 2 3/4" x 84"
AFE-CRN-T290
2 3/4" x 2 3/4" x 90"
AFE-CRN-T296
2 3/4" x 2 3/4" x 96"

Notes below apply to all products in the sections above.

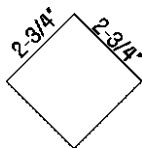
- Dimensions are shown as width x depth x height.
- Alder will be used for Rustic Alder.
- All ornate details are hand-carved.
- Not available in Quartersawn Oak.
- All finishes and techniques are available.

CABINETRY BY  
*Decorative*

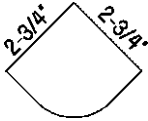



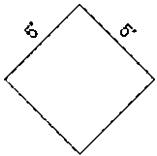

## Model

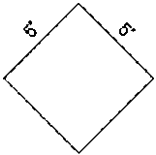

AFE-CRN-B226
2 3/4" x 2 3/4" x 26"
AFE-CRN-B228
2 3/4" x 2 3/4" x 28"
AFE-CRN-B232
2 3/4" x 2 3/4" x 32"
AFE-CRN-B235
2 3/4" x 2 3/4" x 35 1/2"
AFE-CRN-B242
2 3/4" x 2 3/4" x 42"
AFE-CRN-B284
2 3/4" x 2 3/4" x 84"
AFE-CRN-B290
2 3/4" x 2 3/4" x 90"
AFE-CRN-B296
2 3/4" x 2 3/4" x 96"



AFE-CRN-M226
2 3/4" x 2 3/4" x 26"
AFE-CRN-M228
2 3/4" x 2 3/4" x 28"
AFE-CRN-M232
2 3/4" x 2 3/4" x 32"
AFE-CRN-M235
2 3/4" x 2 3/4" x 35 1/2"
AFE-CRN-M242
2 3/4" x 2 3/4" x 42"
AFE-CRN-M284
2 3/4" x 2 3/4" x 84"
AFE-CRN-M290
2 3/4" x 2 3/4" x 90"
AFE-CRN-M296
2 3/4" x 2 3/4" x 96"

	Model
 	AFF-CRN-MA226 2 3/4" x 2 3/4" x 26"
	AFF-CRN-MA228 2 3/4" x 2 3/4" x 28"
	AFF-CRN-MA232 2 3/4" x 2 3/4" x 32"
	AFF-CRN-MA235 2 3/4" x 2 3/4" x 35 1/2"
	AFF-CRN-MA242 2 3/4" x 2 3/4" x 42"
	AFF-CRN-MA284 2 3/4" x 2 3/4" x 84"
	AFF-CRN-MA290 2 3/4" x 2 3/4" x 90"
	AFF-CRN-MA296 2 3/4" x 2 3/4" x 96"

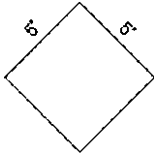
 	AFF-CRN-R535 5" x 5" x 35 1/2"
	AFF-CRN-R542 5" x 5" x 42"


	Model
 	AFF-CRN-D535 5" x 5" x 35 1/2"
	AFF-CRN-D542 5" x 5" x 42"

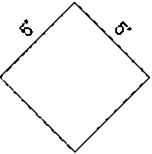
Notes below apply to all products in the sections above.


- Dimensions are shown as width x depth x height.
- Alder will be used for Rustic Alder.
- All ornate details are hand-carved.
- Not available in Quartersawn Oak.
- All finishes and techniques are available.

corner posts

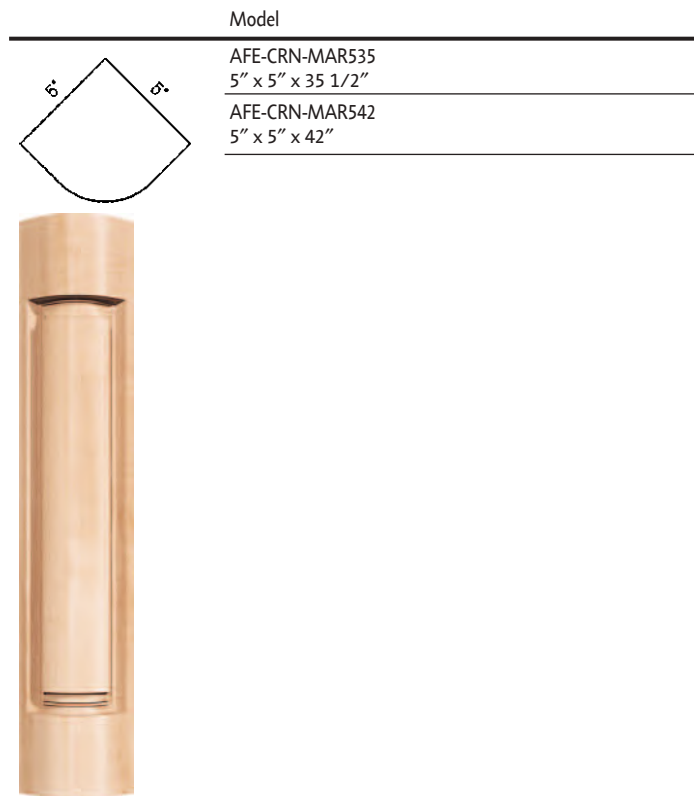
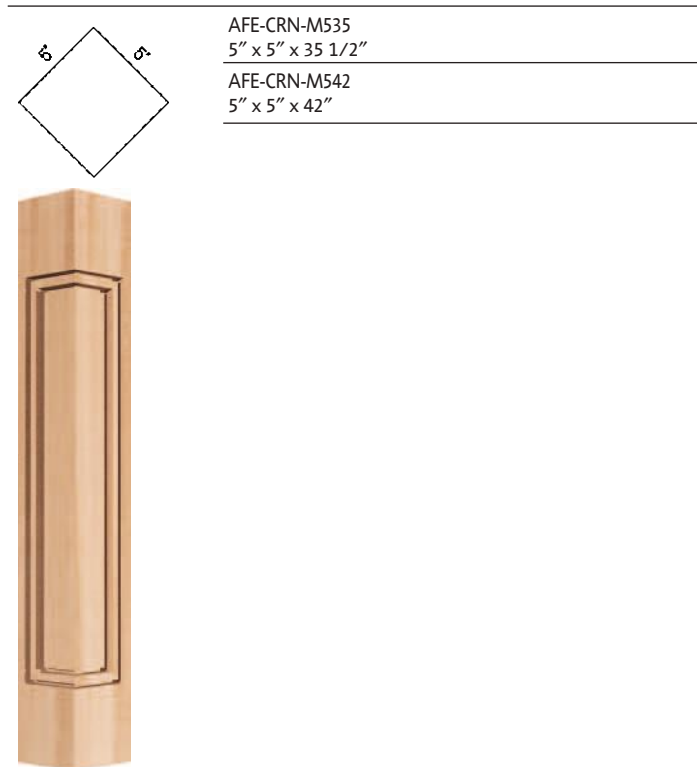
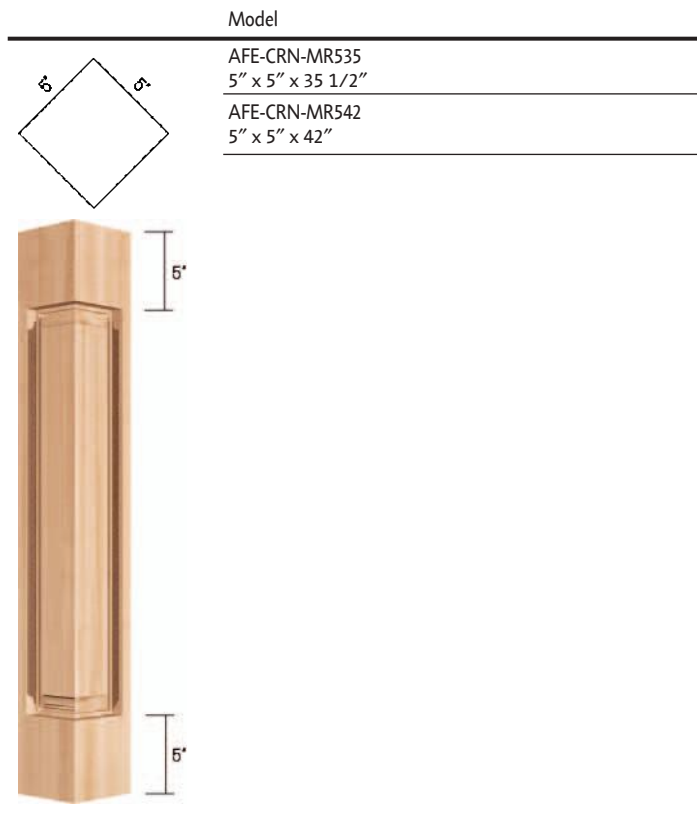
Model

AFE-CRN-T535 5" x 5" x 35 1/2"
AFE-CRN-T542 5" x 5" x 42"



Model

AFE-CRN-B535 5" x 5" x 35 1/2"
AFE-CRN-B542 5" x 5" x 42"



- Notes below apply to all products in the sections above.
- Dimensions are shown as width x depth x height.
  - Alder will be used for Rustic Alder.
  - All ornate details are hand-carved.
  - Not available in Quartersawn Oak.
  - All finishes and techniques are available.



Notes below apply to all products in the sections above.

- Dimensions are shown as width x depth x height.
- Alder will be used for Rustic Alder.
- All ornate details are hand-carved.
- Not available in Quartersawn Oak.
- All finishes and techniques are available.



Model

TRADITIONAL COLLECTION



AFE-POST-F1  
3 1/2" x 3 1/2" x 34 1/2"

AFE-POST-F2  
4" x 4" x 34 1/2"

AFE-POST-F3  
4 1/2" x 4 1/2" x 34 1/2"



AFE-POST-AC1  
3 1/2" x 3 1/2" x 34 1/2"

AFE-POST-AC2  
4" x 4" x 34 1/2"

AFE-POST-AC3  
4 1/2" x 4 1/2" x 34 1/2"

Model



AFE-POST-GR1  
3 1/2" x 3 1/2" x 34 1/2"

AFE-POST-GR2  
4" x 4" x 34 1/2"

AFE-POST-GR3  
4 1/2" x 4 1/2" x 34 1/2"



AFE-POST-JF1  
3 1/2" x 3 1/2" x 34 1/2"

AFE-POST-JF2  
4" x 4" x 34 1/2"

AFE-POST-JF3  
4 1/2" x 4 1/2" x 34 1/2"






AFE-POST-J1  
3 1/2" x 3 1/2" x 34 1/2"



AFE-POST-J2  
4" x 4" x 34 1/2"

AFE-POST-J3  
4 1/2" x 4 1/2" x 34 1/2"

*Notes below apply to all products in the sections above.*

- Dimensions are shown as width x depth x height.
- Alder will be used for Rustic Alder.
- All ornate details are hand-carved.
- Not available in Quartersawn Oak.
- All finishes and techniques are available.

	Model
	AFE-POST-RPL1 3 1/2" x 3 1/2" x 34 1/2"
	AFE-POST-RPL2 4" x 4" x 34 1/2"
	AFE-POST-RPL3 4 1/2" x 4 1/2" x 34 1/2"
	AFE-POST-RPR1 3 1/2" x 3 1/2" x 34 1/2"
	AFE-POST-RPR2 4" x 4" x 34 1/2"
	AFE-POST-RPR3 4 1/2" x 4 1/2" x 34 1/2"
	AFE-POST-R1 3 1/2" x 3 1/2" x 34 1/2"
	AFE-POST-R2 4" x 4" x 34 1/2"
	AFE-POST-R3 4 1/2" x 4 1/2" x 34 1/2"

	Model
	AFE-POST-A1 3 1/2" x 3 1/2" x 34 1/2"
	AFE-POST-A2 4" x 4" x 34 1/2"
	AFE-POST-A3 4 1/2" x 4 1/2" x 34 1/2"
	AFE-POST-B1 3 1/2" x 3 1/2" x 34 1/2"
	AFE-POST-B2 4" x 4" x 34 1/2"
	AFE-POST-B3 4 1/2" x 4 1/2" x 34 1/2"

*Notes below apply to all products in the sections above.*

- Dimensions are shown as width x depth x height.
- Alder will be used for Rustic Alder.
- All ornate details are hand-carved.
- Not available in Quartersawn Oak.
- All finishes and techniques are available.

Model	
AFE-POST-D1	3 1/2" x 3 1/2" x 34 1/2"
AFE-POST-D2	4" x 4" x 34 1/2"
AFE-POST-D3	4 1/2" x 4 1/2" x 34 1/2"

AFE-POST-K1	3 1/2" x 3 1/2" x 34 1/2"
AFE-POST-K2	4" x 4" x 34 1/2"
AFE-POST-K3	4 1/2" x 4 1/2" x 34 1/2"


Model	
AFE-POST-G1	3 1/2" x 3 1/2" x 34 1/2"
AFE-POST-G2	4" x 4" x 34 1/2"
AFE-POST-G3	4 1/2" x 4 1/2" x 34 1/2"

AFE-POST-E1	3 1/2" x 3 1/2" x 34 1/2"
AFE-POST-E2	4" x 4" x 34 1/2"
AFE-POST-E3	4 1/2" x 4 1/2" x 34 1/2"

AFE-POST-H1	3 1/2" x 3 1/2" x 34 1/2"
AFE-POST-H2	4" x 4" x 34 1/2"
AFE-POST-H3	4 1/2" x 4 1/2" x 34 1/2"

Notes below apply to all products in the sections above.

- Dimensions are shown as width x depth x height.
- Alder will be used for Rustic Alder.
- All ornate details are hand-carved.
- Not available in Quartersawn Oak.
- All finishes and techniques are available.



Model
AFE-POST-I1 3 1/2" x 3 1/2" x 34 1/2"
AFE-POST-I2 4" x 4" x 34 1/2"
AFE-POST-I3 4 1/2" x 4 1/2" x 34 1/2"



AFE-POST-LF1 3 1/2" x 3 1/2" x 34 1/2"
AFE-POST-LF2 4" x 4" x 34 1/2"
AFE-POST-LF3 4 1/2" x 4 1/2" x 34 1/2"



AFE-POST-L1 3 1/2" x 3 1/2" x 34 1/2"
AFE-POST-L2 4" x 4" x 34 1/2"
AFE-POST-L3 4 1/2" x 4 1/2" x 34 1/2"




Model
AFE-POST-M1 3 1/2" x 3 1/2" x 34 1/2"
AFE-POST-M2 4" x 4" x 34 1/2"
AFE-POST-M3 4 1/2" x 4 1/2" x 34 1/2"




AFE-POST-N1 3 1/2" x 3 1/2" x 34 1/2"
AFE-POST-N2 4" x 4" x 34 1/2"
AFE-POST-N3 4 1/2" x 4 1/2" x 34 1/2"

*Notes below apply to all products in the sections above.*

- Dimensions are shown as width x depth x height.
- Alder will be used for Rustic Alder.
- All ornate details are hand-carved.
- Not available in Quartersawn Oak.
- All finishes and techniques are available.

	Model
	AFE-POST-O1 3 1/2" x 3 1/2" x 34 1/2"
	AFE-POST-O2 4" x 4" x 34 1/2"
	AFE-POST-O3 4 1/2" x 4 1/2" x 34 1/2"

MODERN CLASSIC COLLECTION	
	
	AFE-POST-NCA1 5" x 5" x 34 1/2"
	<ul style="list-style-type: none"> <li>Extended lead times may apply.</li> </ul>




Model
AFE-POST-NCA2 5" x 5" x 34 1/2"
<ul style="list-style-type: none"> <li>Extended lead times may apply.</li> </ul>



Model
AFE-POST-NCB1 5" x 5" x 34 1/2"
<ul style="list-style-type: none"> <li>Extended lead times may apply.</li> </ul>

Model
AFE-POST-NCB2 5" x 5" x 34 1/2"
<ul style="list-style-type: none"> <li>Extended lead times may apply.</li> </ul>

*Notes below apply to all products in the sections above.*



- Dimensions are shown as width x depth x height.
- Alder will be used for Rustic Alder.
- All ornate details are hand-carved.
- Not available in Quartersawn Oak.
- All finishes and techniques are available.


	<p>Model</p> <p>AFE-POST-NCC1 5" x 5" x 34 1/2"</p>
	<ul style="list-style-type: none"> <li>Extended lead times may apply.</li> </ul>
	<p>AFE-POST-NCC2 5" x 5" x 34 1/2"</p>
	<ul style="list-style-type: none"> <li>Extended lead times may apply.</li> </ul>
	<p>AFE-POST-NCD1 5" x 5" x 34 1/2"</p>
	<ul style="list-style-type: none"> <li>Extended lead times may apply.</li> </ul>

	<p>Model</p> <p>AFE-POST-NCD2 5" x 5" x 34"</p>
	<ul style="list-style-type: none"> <li>Extended lead times may apply.</li> </ul>
	<p>AFE-POST-NCE1 5" x 5" x 34 1/2"</p>
	<ul style="list-style-type: none"> <li>Extended lead times may apply.</li> </ul>

*Notes below apply to all products in the sections above.*

- Dimensions are shown as width x depth x height.
- Alder will be used for Rustic Alder.
- All ornate details are hand-carved.
- Not available in Quartersawn Oak.
- All finishes and techniques are available.

	<div>Model</div> <div>AFE-POST-NCE2 5" x 5" x 34 1/2"</div> <div><ul style="list-style-type: none"><li>Extended lead times may apply.</li></ul></div>
	<div>AFE-POST-NCF1 5" x 5" x 34 1/2"</div> <div><ul style="list-style-type: none"><li>Extended lead times may apply.</li></ul></div>

	<div>Model</div> <div>AFE-POST-NCF2 5" x 5" x 34 1/2"</div> <div><ul style="list-style-type: none"><li>Extended lead times may apply.</li></ul></div>
---	---

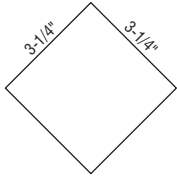
Notes below apply to all products in the sections above.

- Dimensions are shown as width x depth x height.
- Alder will be used for Rustic Alder.
- All ornate details are hand-carved.
- Not available in Quartersawn Oak.
- All finishes and techniques are available.



Model

## TRADITIONAL COLLECTION



AFE-LEG-A4  
3 1/4" x 3 1/4" x 36"

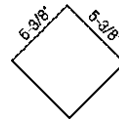


AFE-LEG-A1  
3 1/4" x 3 1/4" x 36"



Model

AFE-POST-ACS5  
5 3/8" x 5 3/8" x 35"



AFE-POST-SB5  
5 3/8" x 5 3/8" x 35"



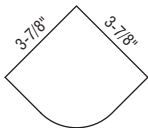

AFE-POST-SP5  
5 3/8" x 5 3/8" x 35"



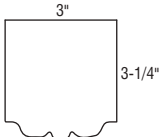

*Notes below apply to all products in the sections above.*

- Dimensions are shown as width x depth x height.
- Alder will be used for Rustic Alder.
- All ornate details are hand-carved.
- Not available in Quartersawn Oak.
- All finishes and techniques are available.

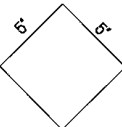

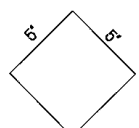

Model	
AFE-LEG-B3	3 7/8" x 3 7/8" x 31 1/2"
AFE-LEG-B4	4 1/4" x 4 1/4" x 35 1/2"

AFE-LEG-A2	3" x 3 1/4" x 26"
AFE-LEG-A3	3" x 3 1/4" x 30 1/2"

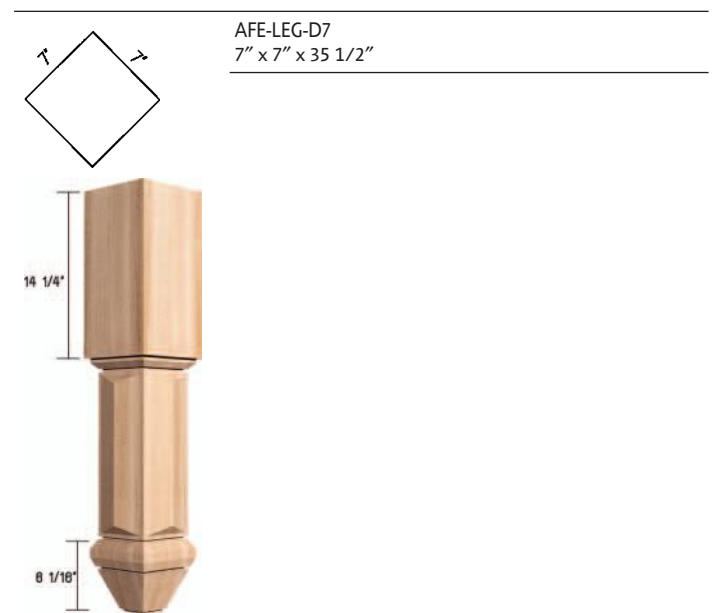
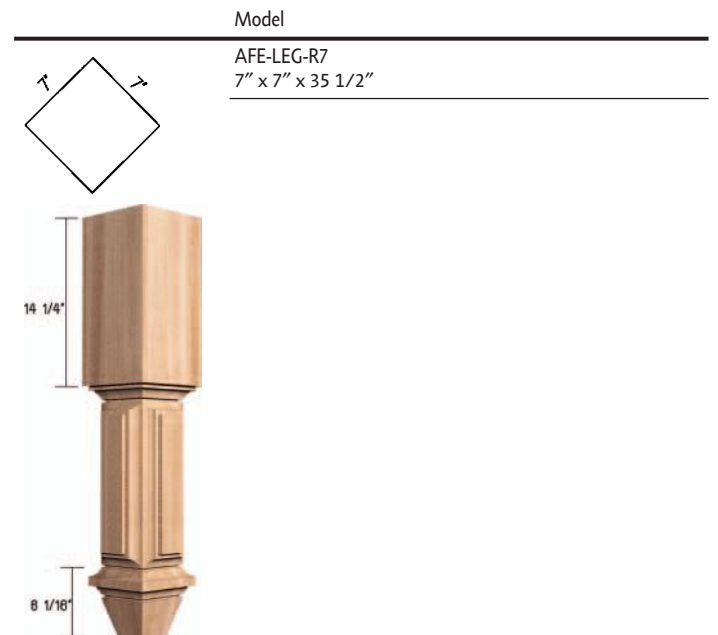
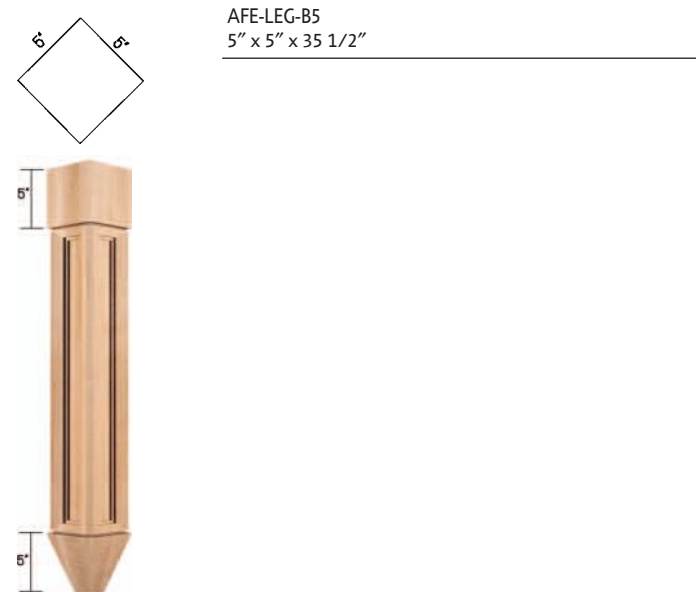
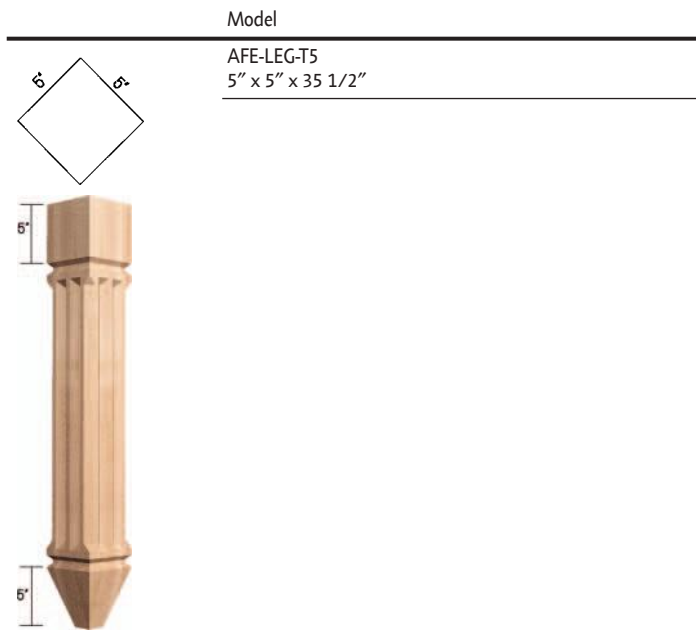



Model	
NEW ART COLLECTION	
AFE-LEG-D5	5" x 5" x 35 1/2"
AFE-LEG-R5	5" x 5" x 35 1/2"

Notes below apply to all products in the sections above.

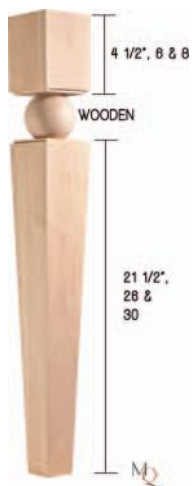
- Dimensions are shown as width x depth x height.
- Alder will be used for Rustic Alder.
- All ornate details are hand-carved.
- Not available in Quartersawn Oak.
- All finishes and techniques are available.



- Notes below apply to all products in the sections above.
- Dimensions are shown as width x depth x height.
  - Alder will be used for Rustic Alder.
  - All ornate details are hand-carved.
  - Not available in Quartersawn Oak.
  - All finishes and techniques are available.

Model

## MULTIPLICITY COLLECTION



AFE-LEG-ORBW29  
4 1/2" x 4 1/2" x 29 1/2"  
AFE-LEG-ORBW35  
4 1/2" x 4 1/2" x 35 1/2"  
AFE-LEG-ORBW41  
4 1/2" x 4 1/2" x 41 1/2"

- Extended lead times may apply.



AFE-LEG-ORBWM29  
4 1/2" x 4 1/2" x 29 1/2"  
AFE-LEG-ORBWM35  
4 1/2" x 4 1/2" x 35 1/2"  
AFE-LEG-ORBWM41  
4 1/2" x 4 1/2" x 41 1/2"

- Extended lead times may apply.
- Specify metallic finish.
  - Copper
  - Bronze
  - White Bronze
  - Nickel Silver
  - Iron
  - Zinc
  - Brass

Model



AFE-LEG-ORBC29  
4 1/2" x 4 1/2" x 29 1/2"  
AFE-LEG-ORBC35  
4 1/2" x 4 1/2" x 35 1/2"  
AFE-LEG-ORBC41  
4 1/2" x 4 1/2" x 41 1/2"

- Extended lead times may apply.



AFE-LEG-ORBCF29  
4 1/2" x 4 1/2" x 29 1/2"  
AFE-LEG-ORBCF35  
4 1/2" x 4 1/2" x 35 1/2"  
AFE-LEG-ORBCF41  
4 1/2" x 4 1/2" x 41 1/2"

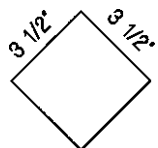
- Extended lead times may apply.

Notes below apply to all products in the sections above.

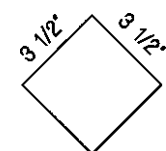
- Dimensions are shown as width x depth x height.
- Alder will be used for Rustic Alder.
- All ornate details are hand-carved.
- Not available in Quartersawn Oak.
- All finishes and techniques are available.

Model

**NEW ART COLLECTION**



AFE-POST-IT324  
3 1/2" x 3 1/2" x 35 1/2"

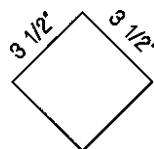
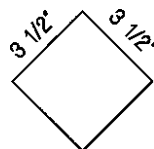


AFE-POST-IT318  
3 1/2" x 3 1/2" x 35 1/2"



Model

AFE-POST-IT312  
3 1/2" x 3 1/2" x 35 1/2"

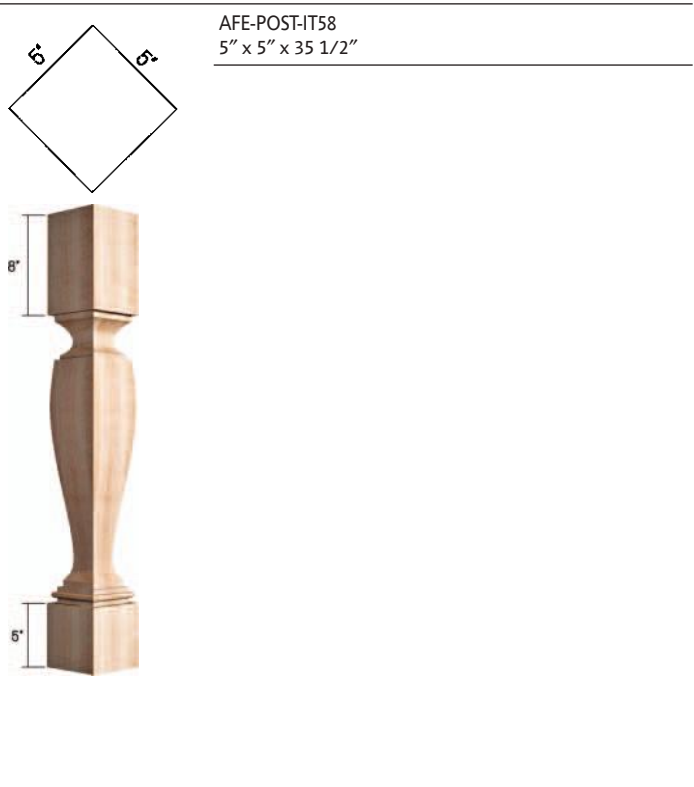
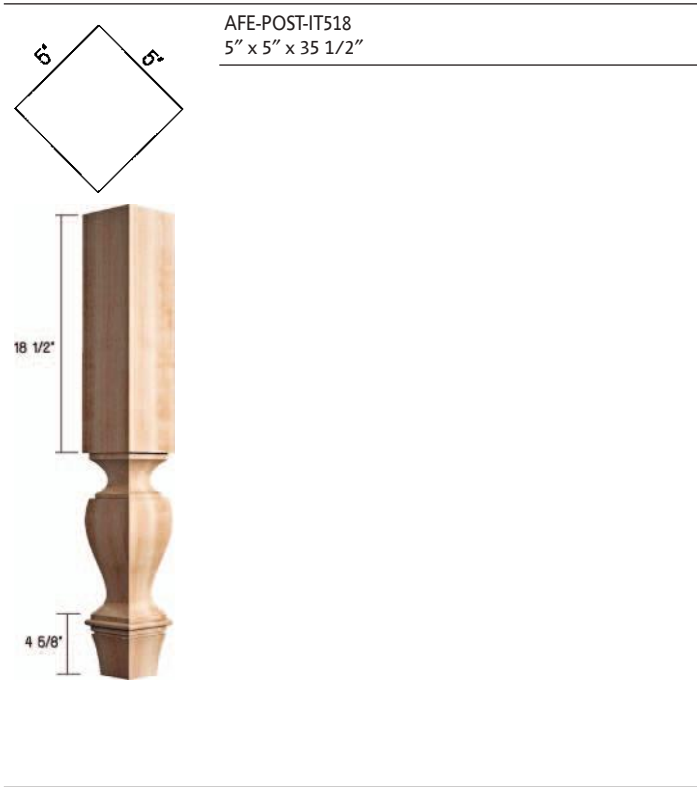
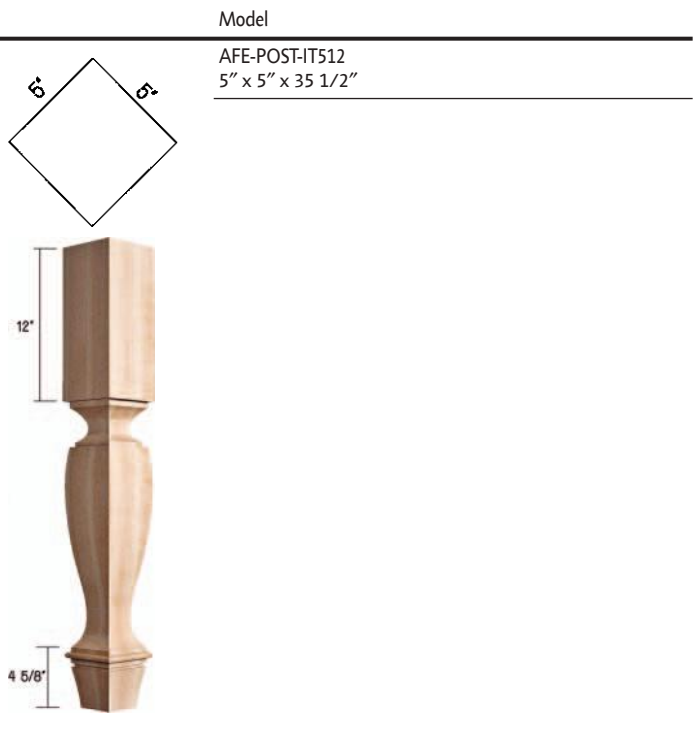
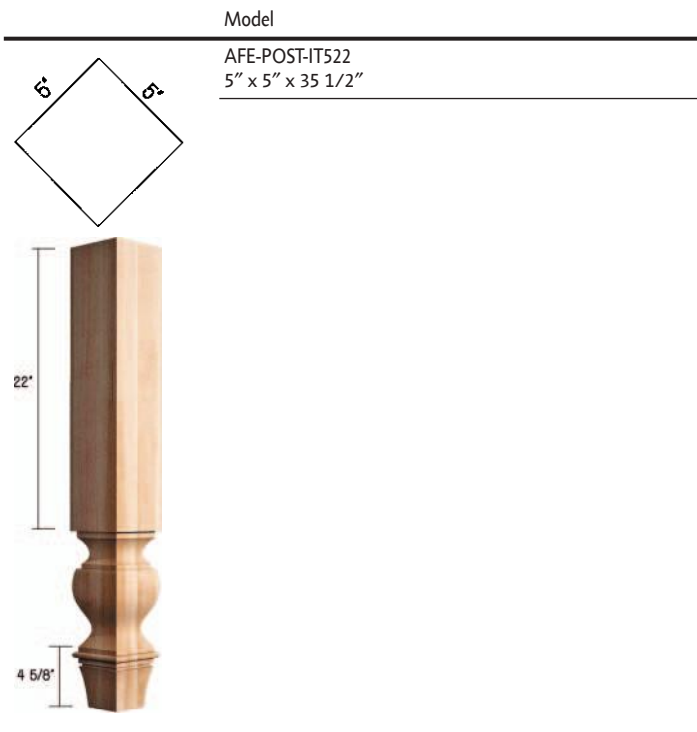


AFE-POST-IT38  
3 1/2" x 3 1/2" x 35 1/2"



*Notes below apply to all products in the sections above.*

- Dimensions are shown as width x depth x height.
- Alder will be used for Rustic Alder.
- All ornate details are hand-carved.
- Not available in Quartersawn Oak.
- All finishes and techniques are available.



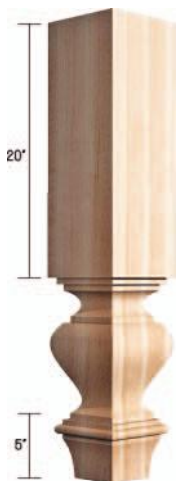
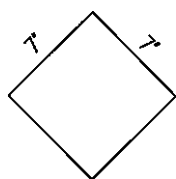
Notes below apply to all products in the sections above.

- Dimensions are shown as width x depth x height.
- Alder will be used for Rustic Alder.
- All ornate details are hand-carved.
- Not available in Quartersawn Oak.
- All finishes and techniques are available.

CABINETRY BY *Decorative*

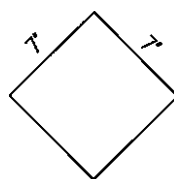
Model

AFE-POST-IT720  
7" x 7" x 35 1/2"

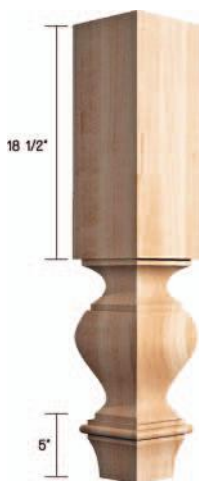
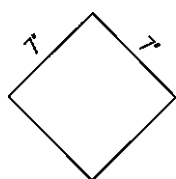


Model

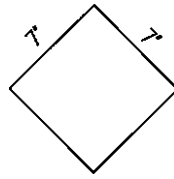
AFE-POST-IT712  
7" x 7" x 35 1/2"



AFE-POST-IT718  
7" x 7" x 35 1/2"



AFE-POST-IT79  
7" x 7" x 35 1/2"



*Notes below apply to all products in the sections above.*

- Dimensions are shown as width x depth x height.
- Alder will be used for Rustic Alder.
- All ornate details are hand-carved.
- Not available in Quartersawn Oak.
- All finishes and techniques are available.





Notes below apply to all products in the sections above.

- Dimensions are shown as width x depth x height.
- Alder will be used for Rustic Alder.
- All ornate details are hand-carved.
- Not available in Quartersawn Oak.
- All finishes and techniques are available.



Model

TRADITIONAL COLLECTION



AFE-ROS-A1  
4" dia. x 5/8"  
AFE-ROS-A2  
6" dia. x 3/4"  
AFE-ROS-A3  
8" dia. x 1"



AFE-ROS-G1  
4" dia. x 5/8"  
AFE-ROS-G2  
6" dia. x 3/4"  
AFE-ROS-G3  
8" dia. x 1"



AFE-ROS-O1  
4" dia. x 5/8"  
AFE-ROS-O2  
6" dia. x 3/4"  
AFE-ROS-O3  
8" dia. x 1"



AFE-ROS-AS2  
4" x 4" x 5/8"  
AFE-ROS-AS3  
6" x 6" x 3/4"  
AFE-ROS-AS4  
8" x 8" x 3/4"



AFE-ROS-OR4  
13 1/2" x 13 1/2" x 1 1/16"



AFE-ROS-D  
2 7/8" x 2 7/8" x 1/2"

Model

MODERN CLASSIC COLLECTION



AFE-ROS-EGR1  
4 1/4" dia. x 3/4"  
AFE-ROS-EGR2  
5 3/8" dia. x 1"

• Extended lead times may apply.



AFE-ROS-EPR1  
4 1/4" dia. x 3/4"  
AFE-ROS-EPR2  
5 1/4" dia. x 1"

• Extended lead times may apply.



AFE-ROS-ESR1  
4 1/4" dia. x 3/4"  
AFE-ROS-ESR2  
5 1/4" dia. x 1"

• Extended lead times may apply.



AFE-ROS-SN1  
4 1/4" dia. x 3/4"  
AFE-ROS-SN2  
5 3/8" dia. x 1"

• Extended lead times may apply.



AFE-ROS-ES  
2 1/4" x 4 1/4" x 3/4"

• Extended lead times may apply.



AFE-ROS-EG  
2 1/4" x 4 1/4" x 3/4"

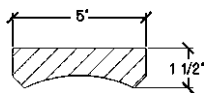
• Extended lead times may apply.

Notes below apply to all products in the sections above.

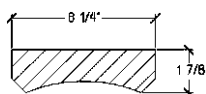
- Dimensions are shown as width x height x thickness.
- Alder will be used for Rustic Alder.
- All ornate details are hand-carved.
- Not available in Quartersawn Oak.
- All finishes and techniques are available.

Model

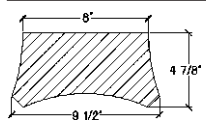
## TRADITIONAL COLLECTION



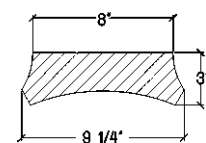
AFE-CPL-A1  
5" x 1 1/2" x 5 1/4"



AFE-CPL-A2  
6 1/4" x 1 7/8" x 6 1/4"



AFE-CPL-A3  
9 1/2" x 4 7/8" x 10"



AFE-CPL-A4  
9 1/4" x 3" x 5 7/8"



Notes below apply to all products in the sections above.

- Dimensions are shown as width x depth x height.
- Alder will be used for Rustic Alder.
- All ornate details are hand-carved.
- Not available in Quartersawn Oak.
- All finishes and techniques are available.

CABINETRY BY  
*Decorative*

Model

AFE-CPL-ED4  
8 5/8" x 1 3/4" x 6 1/8"



## MODERN CLASSIC COLLECTION



AFE-CPL-GK  
15 3/4" x 7 7/8" x 6 1/4"

- Extended lead times may apply.



AFE-CPL-GRI  
13 1/2" x 6 3/4" x 6 1/2"

- Extended lead times may apply.



AFE-CPL-GR  
10 1/4" x 6 1/2" x 6 1/2"

- Extended lead times may apply.



AFE-CPL-NCE  
12 3/4" x 6 3/4" x 7 1/2"

- Extended lead times may apply.



AFE-CPL-NCM  
8 3/4" x 5 1/8" x 7 1/2"

- Extended lead times may apply.



AFE-CPL-NCS  
6 3/4" x 3 5/8" x 7 1/2"

- Extended lead times may apply.

Model

## MODERN CLASSIC COLLECTION



AFE-SCPL-NCT  
7 5/8" x 4" x 6 7/8"

- Extended lead times may apply.



AFE-SCPL-ADA1  
7 1/4" x 4" x 3 3/4"

- Extended lead times may apply.



AFE-SCPL-ADA2  
7 1/2" x 4" x 3 1/2"

- Extended lead times may apply.



AFE-SCPL-ADA3  
7 3/4" x 4" x 6"

- Extended lead times may apply.



AFE-SCPL-ADA4  
7 3/4" x 4" x 5 3/4"

- Extended lead times may apply.



AFE-SCPL-GK  
8 1/4" x 4 1/4" x 7"

- Extended lead times may apply.



AFE-SCPL-ADD  
7 1/4" x 4" x 1 7/8"

- Extended lead times may apply.



AFE-SCPL-AD  
6 1/8" x 3 3/4" x 4 1/2"

- Extended lead times may apply.

*Notes below apply to all products in the sections above.*

- Dimensions are shown as width x depth x height.
- Alder will be used for Rustic Alder.
- All ornate details are hand-carved.
- Not available in Quartersawn Oak.
- All finishes and techniques are available.

# pilaster & column base

Model

## MODERN CLASSIC COLLECTION



AFE-PLS-FL1  
6 1/8" x 3 1/4" x 42"  
AFE-PLS-FL2  
6 1/8" x 3 1/4" x 91"  
AFE-PLS-FM1  
4 1/2" x 3" x 42"  
AFE-PLS-FM2  
4 1/2" x 3" x 91"  
AFE-PLS-FS1  
2 1/2" x 1 5/8" x 42"  
AFE-PLS-FS2  
2 1/2" x 1 5/8" x 91"

- Extended lead times may apply.



AFE-PLS-PL1  
6 1/8" x 3 1/4" x 42"  
AFE-PLS-PL2  
6 1/8" x 3 1/4" x 91"  
AFE-PLS-PM1  
4 1/2" x 3" x 42"  
AFE-PLS-PM2  
4 1/2" x 3" x 91"  
AFE-PLS-PS1  
2 1/2" x 1 5/8" x 42"  
AFE-PLS-PS2  
2 1/2" x 1 5/8" x 91"

- Extended lead times may apply.



AFE-PLS-CHL1  
6 1/8" x 3 1/4" x 42"  
AFE-PLS-CHL2  
6 1/8" x 3 1/4" x 91"  
AFE-PLS-CHM1  
4 1/2" x 3" x 42"  
AFE-PLS-CHM2  
4 1/2" x 3" x 91"  
AFE-PLS-CHS1  
2 1/2" x 1 5/8" x 42"  
AFE-PLS-CHS2  
2 1/2" x 1 5/8" x 91"

- Extended lead times may apply.

Model



AFE-PLS-STL1  
6 1/8" x 3 1/4" x 42"  
AFE-PLS-STL2  
6 1/8" x 3 1/4" x 91"  
AFE-PLS-STM1  
4 1/2" x 3" x 42"  
AFE-PLS-STM2  
4 1/2" x 3" x 91"  
AFE-PLS-STS1  
2 1/2" x 1 5/8" x 42"  
AFE-PLS-STS2  
2 1/2" x 1 5/8" x 91"

- Extended lead times may apply.

## MODERN CLASSIC COLLECTION



AFE-BS-NCT1  
4 1/2" x 2 5/8" x 8 3/4"

- Extended lead times may apply.



AFE-BS-NCT2  
7 5/8" x 4 1/2" x 8 3/4"

- Extended lead times may apply.



AFE-BS-NCT3  
10" x 5" x 8 3/4"

- Extended lead times may apply.

Notes below apply to all products in the sections above.

- Dimensions are shown as width x depth x height.
- Alder will be used for Rustic Alder.
- All ornate details are hand-carved.
- Not available in Quartersawn Oak.
- All finishes and techniques are available.

CABINETRY BY  
*Decora*

Model

TRADITIONAL COLLECTION



AFE-VAN-VM3  
72" x 7 3/4" x 1 3/8"



AFE-VAN-V3  
72" x 6" x 1 3/8"



AFE-VAN-EXT2  
48" x 3" x 7/8"



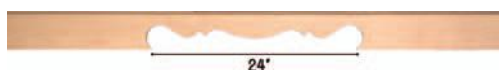
AFE-VAN-BA  
72" x 3 1/2" x 1 1/4"



AFE-VAN-EXT1  
48" x 2 1/2" x 3/4"




AFE-VAN-BO  
72" x 3 3/8" x 1 1/4"



AFE-VAN-K2  
60" x 4 1/2" x 3/4"

Model



AFE-VAN-K1  
44" x 4 1/2" x 3/4"



AFE-VAN-KEXT  
44" x 4 1/2" x 3/4"



AFE-VAN-WBA  
60" x 6 1/2" x 1 3/8"



AFE-VAN-WBO  
60" x 7" x 1 3/8"

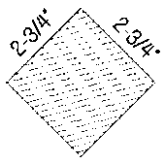
Notes below apply to all products in the sections above.

- Dimensions are shown as length x height x thickness.
- Alder will be used for Rustic Alder.
- All ornate details are hand-carved.
- Not available in Quartersawn Oak.
- All finishes and techniques are available.

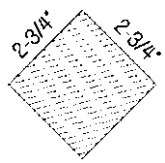
# queen anne legs

Model

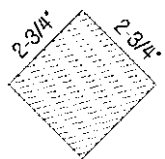
## TRADITIONAL COLLECTION



AFE-Q-AC6  
4" x 4" x 6"



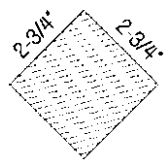
AFE-Q-LEG2L  
2 3/4" x 2 3/4" x 5 7/8"



AFE-Q-LEG2R  
2 3/4" x 2 3/4" x 5 7/8"



Model



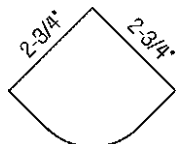
AFE-Q-LEG4  
3" x 3" x 4"



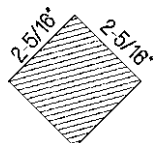
AFE-Q-LEG4-1/2  
3 1/8" x 3 1/8" x 4 1/2"

AFE-Q-LEG5  
3 3/8" x 3 3/8" x 5"

AFE-Q-LEG6  
3 7/8" x 3 7/8" x 6"



AFE-Q-RA6  
3 1/4" x 3 1/4" x 6"



AFE-Q-LEGV  
2 5/16" x 2 5/16" x 6 11/16"













Notes below apply to all products in the sections above.

- Dimensions are shown as width x depth x height.
- Alder will be used for Rustic Alder.
- All ornate details are hand-carved.
- Not available in Quartersawn Oak.
- All finishes and techniques are available.

CABINETRY BY  
*Decorative*



Model	
TRADITIONAL COLLECTION	
	AFE-BUN-F1 4 3/4" x 4"
	AFE-BUN-F2 5 1/2" x 4 1/2"
	AFE-BUN-R1 3 1/4" x 4"
	AFE-BUN-R2 3 1/2" x 5"
	AFE-BUN-A4 2 5/8" x 4"
	AFE-BUN-A4-1/2 2 5/8" x 4 1/2"

Model	
	AFE-BUN-A5 2 5/8" x 5"
	AFE-BUN-A6 2 5/8" x 6"
	AFE-BUN-A7 2 5/8" x 7"
	AFE-BUN-A8 2 5/8" x 8"

*Notes below apply to all products in the sections above.*

- Dimensions are shown as diameter x height.
- Alder will be used for Rustic Alder.
- All ornate details are hand-carved.
- Not available in Quartersawn Oak.
- All finishes and techniques are available.

Model

NEW ART COLLECTION



AFE-COR-FTS1  
6 5/8" x 6 5/8" x 6 3/8"



AFE-COR-FTS2  
8 7/8" x 8 7/8" x 6 3/8"



AFE-COR-FTT1  
6 3/8" x 6 3/8" x 6 3/8"



AFE-COR-FTT2  
8 1/2" x 8 1/2" x 6 3/8"



AFE-COR-FTSR1  
3 7/8" x 3 7/8" x 6 3/8"



AFE-COR-FTSR2  
6 1/8" x 6 1/8" x 6 3/8"

Model







AFE-COR-FTTR1  
3 5/8" x 3 5/8" x 6 3/8"






AFE-COR-FTTR2  
5 7/8" x 5 7/8" x 6 3/8"

Notes below apply to all products in the sections above.

- Dimensions are shown as width x depth x height.
- Alder will be used for Rustic Alder.
- All ornate details are hand-carved.
- Not available in Quartersawn Oak.
- All finishes and techniques are available.

Model	
TRADITIONAL COLLECTION	
	AFE-SPL-0 1 3/4" x 7/8" x 2 1/2"
	AFE-SPL-1 2 1/4" x 1 1/8" x 3"
	AFE-SPL-2 2 3/4" x 1 1/8" x 3"
	• Sold in two halves.
	AFE-B-SPL0-8 2" x 1" x 7 1/2"
	AFE-B-SPL1-8 2 1/2" x 1 1/4" x 8"
	AFE-B-SPL2-8 3" x 1 1/2" x 8"
	• Sold in two halves.
	AFE-HRR0 1 1/4" x 5/8"
	AFE-HRR1 1 1/2" x 3/4"
	AFE-HRR2 2" x 1"
	AFE-HR0 1 1/4" x 5/8"
	AFE-HR1 1 1/2" x 3/4"
	AFE-HR2 2" x 1"

Model	
	AFE-ROPE1 3/4" x 3/8" x 94"
	AFE-ROPE3 1 1/2" x 3/4" x 94"
	AFE-ROPE6 2" x 1" x 94"
	AFE-HBR0 1 3/4" x 7/8" x 7 1/2"
	AFE-HBR1 2" x 1" x 7 1/2"
	AFE-HBR2 2 1/2" x 1 1/4" x 7 1/2"
	• Sold in two halves.
	AFE-B-SPL0-12 2" x 1" x 11 1/2"
	AFE-B-SPL1-12 2 1/2" x 1 1/4" x 12"
	AFE-B-SPL2-12 3" x 1 1/2" x 12"
	• Sold in two halves.

*Notes below apply to all products in the sections above.*

- Dimensions are shown as width x depth x height.
- Alder will be used for Rustic Alder.
- All ornate details are hand-carved.
- Not available in Quartersawn Oak.
- All finishes and techniques are available.