



cabinetry by
Diamond[®]

inspired **COLORS.**

innovative **ORGANIZATION.**

incredible **STRENGTH.**



Diamond's designer-inspired colors, organization, innovation and superior durability help transform bland into beautiful, and bring order and comfort to modern living.

contents

- 02 kitchens and other rooms
- 42 mouldings & accents
- 44 organization
- 48 styles and finishes
- 61 hardware
- 62 contemporary accents
- 64 decorative glass
- 66 construction



LOGIX







TRANTOR

TEXTURED LAMINATE : OBSIDIAN

WIXOM

LAMINATE : HIGH GLOSS WHITE



1



2



3



4



5



6



7



8



9

- 1. Base Utensil Pantry Pull-Out Cabinet
- 4. LED Rigid Strip Lighting
- 7. Scooped Drawer on Two Drawer Base Cabinet

- 2. Stainless Steel Tilt-Out Tray
- 5. Pantry Top Unit with Deep Roll Trays
- 8. Battery Powered Drawer Strip Lighting

- 3. Tray Divider Cabinet with Top Hinge Door
- 6. Inverted Frame on Utility Organizer Cabinet
- 9. Toekick Drawer with Push-To-Open Guides



CALDERA
MAPLE : DOVER



1. Authentic Ends and Top Hinge Door
2. Tablet Holder
3. Furniture Drawers



BAILEY

CHERRY : BLACK FOREST



1. Base Corner Drawer Cabinet

4. Full Height Base Wastebasket with Lid

7. Base Oven Cabinet with
Toekick Drawer

2. Square Mullion Door with Seeded Glass

5. Gourmet SuperCabinet™

8. Furniture Valance Toekick

3. Baroque Leg

6. 6" Square Island Leg

9. Base Corner Cabinet with
Curved Pullout



WORTHEN
PURESTYLE™ : ELK

WIXOM
LAMINATE : HIGH GLOSS WHITE



1. Base Pots and Pans Pullout Cabinet
2. LED Puck Lighting
3. Wall Pull Down Shelf Cabinet





TRYSTAN

CHERRY : CATTAIL



1



2



3

- 1. Base Recycling Center Cabinet
- 2. Square Foot
- 3. Wine Storage Cabinet



LEETON

MAPLE : COCONUT



1. Two Drawer Base Cabinet
(without Roll Tray)

6. Banquette Seating features
Furniture Drawers and Leg

2. Wall Top-Hinge Cabinet

4. Sink Base CabMat™

7. Wall Pantry Pullout Cabinet

3. Lazy Susan Pullout Cabinet

5. Cosmo Leg

8. Utility Drop Zone Cabinet



BREMAN
MAPLE : CLOUD



1. Deep Roll Tray and Toekick Drawer
4. Gourmet SuperCabinet™
7. Base Message Center Cabinet


2. Sink Base with Cleaning Caddy
5. Power Pod
8. Pantry Top Unit with Deep Roll Trays

3. Wall Message Center Cabinet
6. Wine Storage Cabinet
9. Pull Down Spice Rack Cabinet



ANDEN

MAPLE : PALOMINO & HEIRLOOM OASIS



1. Wall Microwave Cabinet

4. Wood Tiered Cutlery Divider

7. Authentic End Panel

2. Art Corbel

5. Load Bearing Back and Thick Shelves

8. Lille Foot

3. Wall Top-Hinge Cabinet with Seeded Glass


6. Utility Cabinet



WELLS

MAPLE : SEAL , EGRET & MARITIME

Featuring slab drawer front option.



1. Cooking Utensil Divider

4. Base Recycling Center Cabinet

7. LED Puck Lighting with Quattro
Zoned Lighting Controller

2. LED Toekick Lighting

5. LED Flexible Strip Lighting

8. Three Drawer Base with
Warming Drawer

3. Aluminum Frame Doors

6. Double Oven Cabinet

9. Base Paper Towel Cabinet
with Wastebasket



SELENA

MAPLE : COCONUT WITH GREY STONE GLAZE



1. Base Wastebasket Cabinet with Toe Kick Drawer
2. Sink Base Cabinet with Tilt-Out Trays
3. SuperCabinet™ V2



CARSON

RUSTIC ALDER : WHISKEY BLACK



1



2





1. Stack Moulding Kit #7

2. Base Pots and Pans Pullout Cabinet



SULLIVAN

MAPLE : COCONUT & STORM



1. Bijou Moulding Insert and Split Turning
4. Open Cabinets and Furniture Drawers
6. Tall Bookcase

2. Base Lazy Susan Cabinet with Chrome Rails
7. Base Pantry Pullout Cabinet

3. Ellington Art Glass and Bijou Moulding Insert
5. Square Canopy Wood Hood
8. Bijou Foot



CRANDALL

OAK : SAHARA

MAPLE : BLACK



1. Cooking Utensil Divider

2. Cutlery Tray and Bread Drawer

3. Recycling Trash Base Cabinet

4. Craftsman Foot (Heirloom Black Finish)

5. Square Mullion Door with Seeded Glass

6. Tall Pantry Pullout Cabinet

7. 36" Wide SuperCabinet™ V2



LAURELDALE

CHERRY : HENNA

MAPLE : TIDAL MIST



Designer: Dianne Hopkins
Dealer: Hopkins Carpet & Interiors, 432 East Market Street, Smithfield, NC 27577





ROTHSHIRE
MAPLE : CLOUD



1. Vanity Hamper
2. 5-Piece Drawer Front



LEETON
CHERRY : STORM



1. Open Cabinets
2. Base Message Center Cabinet
3. Two Drawer Base Cabinet
with Roll Tray



ANDEN
MAPLE : WHITE



1. Vanity Chrome Roll-out Rack
2. Furniture Valance Toe Kick
3. Inverted Frame on Base Cabinet

Featuring slab drawer front option.



HANLON

CHERRY : CHOCOLATE



1. Vertical-Lift Door
2. Power Pod
3. Toekick Drawer with Push-to-Open Guides



TRYSTAN
MAPLE : FOREST FLOOR



1. Wall Vanity Mirror with Cut For Glass Doors and Installed Mirror
2. Vanity CabMat™
3. Rain Textured Glass



SULLIVAN

CHERRY : CINNAMON

MAPLE : DOVER WITH GREY STONE GLAZE



1. Light Rail Moulding
2. Wine Storage Cabinet
3. Roll Trays with CD & DVD Insert Kits

MOULDINGS & ACCENTS



1. Decorative Crown Moulding
4. Lyndhurst Art Glass
7. Mission Tile

2. Baroque Insert
5. Floating Shelf
8. Square Bar Leg

3. Weave Corbel
6. Weave Insert
9. Contemporary Straight Wood Hood




1. Mission Corbel
4. Cosmo Leg
7. Madeline Foot

2. Mission Insert
5. Metropolitan Foot
8. Mission Leg

3. Large Shaker Corbel
6. Cosmo Corbel
9. Large Corbel

ORGANIZATION SOLUTIONS

LOGIX



1. Roll Tray & Pegged Dish Organizer
4. Base Roll Tray Divider Cabinet
7. Easy Reach Base Corner Cabinet

2. Wood Tiered Cutlery Divider
5. Deep Roll Tray and Toekick Drawer
8. Base Tray Divider Cabinet

3. Base Pantry Pullout Cabinet
6. Cookbook Recipe Organizer and Cookbook Rack Cabinet
9. Scooped Drawer on Two Drawer Base



1. Spice Drawers

4. Wall Pantry Pullout Cabinet

7. Stainless Steel Tilt-Out Tray

2. Base Pots and Pans Pullout Cabinet

5. Utility Organizer with Charging Station

8. Deep Bin Lazy Susan Cabinet

3. Wall Tray Divider Cabinet

6. Base Easy Access Cabinet

9. File Drawer Cabinet

ORGANIZATION SOLUTIONS

LOGIX®



1



2



3



4



5



6



7



8



9

1. Vanity Cosmetic Drawer

4. Vanity Base Cosmetic Center

7. Roll Trays

2. Appliance Garage Cabinet


5. Wall Easy Reach Cabinet

8. Base Utensil Pantry Pullout Cabinet

3. Wall Pull Down Shelf

6. Hearth Pullout Cabinet

9. Aluminum Frame Top-Hinge Door



1. Wall Lazy Susan Cabinet

4. Segmented Lazy Susan Cabinet

7. Tablet Holder

2. Wall Message Center Cabinet

5. Utility Easy Access Cabinet

8. Base Corner Cabinet with Pullout

3. Wall Easy Access Storage Cabinet

6. Chrome Tray Divider Cabinet

9. Base Built-In Microwave Cabinet with Drawer

DOOR STYLES

MAPLE

• Distressing Technique Available




Anden •
full overlay



Anden •
full overlay
slab drawer front option



Bailey
full overlay



Bailey
full overlay
5-piece drawer front option



Bailey Arch
full overlay




Breman
full overlay



Breman
full overlay
5-piece drawer front option



Caldera
full overlay



Caldera
full overlay
slab drawer front option



Crandall •
partial overlay




Crandall •
partial overlay
raised drawer front option



Crandall Arch •
partial overlay



Cullen
full overlay



Davis •
full overlay



Davis •
full overlay
slab drawer front option

MAPLE

- * Optional Solid Reverse Raised Center Panel Available
- Distressing Technique Available



Hanlon
full overlay




LaGrange
full overlay



Laureldale •
full overlay




Leeton
full overlay



Leeton
full overlay
slab drawer front option



Liberty
full overlay



Liberty
full overlay
5-piece drawer front option



Monterey
partial overlay



Monterey Arch
partial overlay



Montgomery *
full overlay



Montgomery *
full overlay
slab drawer front option



Ridgefield
partial overlay



Rothshire
full overlay



Selena •
full overlay



Selena •
full overlay
5-piece drawer front option

DOOR STYLES

MAPLE

• Distressing Technique Available



Shiloh
full overlay



Shiloh
full overlay
5-piece drawer front option



Sterling •
full overlay



Sterling •
full overlay
5-piece drawer front option



Sterling Arch •
full overlay




Sullivan •
full overlay




Sullivan •
full overlay
5-piece drawer front option




Sullivan Arch •
full overlay




Sumner
full overlay



Sumner
full overlay
5-piece drawer front option



Trystan
full overlay



Wells
full overlay



Wells
full overlay
slab drawer front option



Windham •
partial overlay



Windham Arch •
partial overlay

OAK

• Distressing Technique Available



Aurora •
full overlay




Aurora Arch •
full overlay



Bremen
full overlay



Bremen
full overlay
5-piece drawer front option



Brighton
partial overlay




Brighton Cathedral
partial overlay



Brittany •
partial overlay



Brittany Cathedral •
partial overlay



Covington
partial overlay



Covington Cathedral
partial overlay




Crandall •
partial overlay




Crandall •
partial overlay
raised drawer front option



Crandall Arch •
partial overlay



Sumner
full overlay



Sumner
full overlay
5-piece drawer front option

DOOR STYLES

ALDER

* Optional Solid Reverse Raised Center Panel Available

• Distressing Technique Available



Bradshawe •
partial overlay



Breman
full overlay



Breman
full overlay
5-piece drawer front option



Carson •
full overlay



Carson •
full overlay
5-piece drawer front option



Montgomery *
full overlay



Montgomery *
full overlay
slab drawer front option



Selena •
full overlay



Selena •
full overlay
5-piece drawer front option



Shiloh
full overlay



Shiloh
full overlay
5-piece drawer front option



Sumner
full overlay



Sumner
full overlay
5-piece drawer front option

RUSTIC ALDER

- * Optional Solid Reverse Raised Center Panel Available
- Distressing Technique Available



Bradshawe •
partial overlay



Breman
full overlay



Breman
full overlay
5-piece drawer front option



Carson •
full overlay



Carson •
full overlay
5-piece drawer front option



Montgomery *
full overlay



Montgomery *
full overlay
slab drawer front option



Shiloh
full overlay



Shiloh
full overlay
5-piece drawer front option



Sumner
full overlay



Sumner
full overlay
5-piece drawer front option

DOOR STYLES

CHERRY

• Distressing Technique Available



Bailey
full overlay



Bailey
full overlay
5-piece drawer front option



Bailey Arch
full overlay



Bayport •
partial overlay




Bayport Arch •
partial overlay



Breman
full overlay



Breman
full overlay
5-piece drawer front option



Caldera
full overlay



Caldera
full overlay
slab drawer front option



Crandall •
partial overlay



Crandall •
partial overlay
raised drawer front option



Crandall Arch •
partial overlay



Cullen
full overlay



Davis •
full overlay




Davis •
full overlay
slab drawer front option

CHERRY

- * Optional Solid Reverse Raised Center Panel Available
- Distressing Technique Available




Hanlon
full overlay



LaGrange
full overlay



Laureldale •
full overlay




Leeton
full overlay




Leeton
full overlay
slab drawer front option



Liberty
full overlay




Liberty
full overlay
5-piece drawer front option



Monterey
partial overlay



Monterey Arch
partial overlay



Montgomery *
full overlay



Montgomery *
full overlay
slab drawer front option




Rothshire
full overlay



Selena •
full overlay



Selena •
full overlay
5-piece drawer front option



Shiloh
full overlay


DOOR STYLES

CHERRY

- * Optional Solid Reverse Raised Center Panel Available
- Distressing Technique Available



Shiloh
full overlay
5-piece drawer front option



Sullivan •
full overlay



Sullivan •
full overlay
5-piece drawer front option




Sullivan Arch •
full overlay



Sumner
full overlay



Sumner
full overlay
5-piece drawer front option



Trystan
full overlay




Wells
full overlay



Wells
full overlay
slab drawer front option

HICKORY




Lynton •
partial overlay



Lynton Cathedral •
partial overlay



Montgomery *
full overlay



Montgomery *
full overlay
slab drawer front option

PURESTYLE™

THERMOFOIL



Benson
full overlay



Benson
full overlay
5-piece drawer front option



Worthen
full overlay



Catalina
full overlay

SPECIALTY LAMINATE



Tranter
full overlay



Wixom
full overlay

WIXOM
EDGE BANDING
OPTIONS:



White



White with Metallic

ALUMINUM FRAME DOORS*

* Limited size availability. See designer for details.



Aluminum Finish
with Aluminum Panel



Brushed Stainless Finish
with Matching Panel



Brushed Stainless Finish
with Frost Glass



Oil Rubbed Bronze Finish
with Frost Glass



White Powder Coat Finish
with Frost Glass

Also available: Aluminum Finish with Frost Glass

FINISHES

MAPLE

• Not available on Trystan

* The door and/or drawer front center panel may be constructed of Medium Density Fiberboard (MDF), except when LaGrange and Liberty door styles, or when Distressing or Heirlooming are specified.

WOOD TONE STAINS



Brierwood



Cattail



Chocolate



Cider



Cranberry



Havana



Henna



Natural



Sahara




Seal



Storm



Thatch



Tundra



Wheat

WOOD TONE GLAZES •



Black Forest



Coffee



Palomino



Whiskey Black

OPAQUES *




Black



Forest Floor




Juniper Berry




White



Cloud



Coconut



Dover



Egret



Maritime



Pearl

OPAQUE GLAZES • *



Cloud with
Amaretto Crème



Coconut with
Amaretto Crème



Dover with
Amaretto Crème



Egret with
Amaretto Crème



Maritime with
Amaretto Crème



Pearl with
Amaretto Crème



Cloud with
Grey Stone



Coconut with
Grey Stone




Dover with
Grey Stone



Egret with
Grey Stone



Maritime with
Grey Stone




Pearl with
Grey Stone



Cloud with
Toasted Almond




Coconut with
Toasted Almond



Dover with
Toasted Almond



Egret with
Toasted Almond



Maritime with
Toasted Almond



Pearl with
Toasted Almond



Oasis



Tidal Mist

CHERRY

- Available on Tranter
- Not available on Trystan
- ◇ Available on Worthen
- ▲ Available on Wixom

WOOD TONE STAINS



Brierwood



Cattail



Chocolate



Cider



Cinnamon



Cranberry



Havana



Henna



Light



Natural



Sahara



Seal



Storm



Thatch



Tundra

WOOD TONE GLAZES •



Black Forest



Coffee



Palomino



Whiskey Black

HICKORY

WOOD TONE STAINS



Brierwood



Cattail



Havana



Light



Natural



Sahara



Seal



Thatch



Tundra


WOOD TONE GLAZES



Coffee

PURESTYLE™

STANDARD FINISH



White



Elk ◇

THERMOFOIL

STANDARD FINISH



White

SPECIALTY LAMINATE

STANDARD FINISHES



High Gloss White ▲



Obsidian ■

FINISHES

ALDER / RUSTIC ALDER

WOOD TONE STAINS



Brierwood



Cattail



Chocolate



Cider



Cranberry



Havana



Natural




Sahara



Seal



Thatch



Tundra



Wheat

WOOD TONE GLAZES



Black Forest



Coffee



Palomino



Whiskey Black

OAK

WOOD TONE STAINS



Brierwood



Cattail



Chocolate



Havana



Light



Natural



Sahara



Seal



Thatch



Tundra

WOOD TONE GLAZES



Black Forest




Palomino



Whiskey Black

OPAQUES




Black

HEIRLOOMING

Add character and depth to select finishes with over-sanding on edges and profiles for a naturally worn-to-the-wood appearance that says old world charm. Available in the following finishes: Black, Forest Floor, Juniper Berry, Maritime, Oasis, Storm and Tidal Mist. Not available on Trystan. See your designer for availability on trim pieces.

DISTRESSING

Our distressing technique creates a finish with unique and appealing imperfections, such as dents, wormholes, chisel marks and other natural wear signs. Available on solid raised panel doors: Anden, Aurora, Bayport, Bradshawe, Brittany, Carson, Crandall, Davis, Laureldale, Lynton, Selena, Sterling, Sullivan, and Windham. Not available on Coconut, Dover, Pearl or White.



HARDWARE


TRADITIONAL



TRANSITIONAL



CONTEMPORARY




CONTEMPORARY ACCENTS

LIGHTING SOLUTIONS



LED Puck Lighting and Quattro Zoned Lighting Controller*



LED Flexible Strip



LED Rigid Strip



Battery Powered Drawer Strip

ALUMINUM FRAME DOORS

Limited size availability. See designer for details.



Aluminum Finish with Frost Glass




Aluminum Finish
with Aluminum Panel




Brushed Stainless Finish
with Matching Panel



Oil Rubbed Bronze Finish
with Frost Glass



Aluminum Finish
with Frost Glass



Brushed Stainless Finish
with Frost Glass



White Powder Coat Finish
with Frost Glass

EMBELLISHMENTS



A. Crescent Corbel, B. Square Foot, C. Tee Foot, D. Round Foot, E. Caster, F. Angled Foot



Tee Foot
Brushed Nickel



Tee Foot
Polished Chrome



Angled Foot
Brushed Nickel



Angled Foot
Polished Chrome



Shelf Support Bracket
Satin Nickel



Round Foot
Brushed Stainless Steel



Round Foot
Polished Stainless Steel



Square Foot
Brushed Stainless Steel



Square Foot
Polished Stainless Steel



Truss Corbel
Stainless Steel

GLASS

ART GLASS



Anson



Avondale



Cambridge



Chalet



Charlotte



Edgemont



Ellington



Lanai



Lonsdale



Lyndhurst



Maison



Manor



Meriden



Pavillion



Plantation



Portico



Quincy



Usonian



Villa



Waterbury



Wescott



Wickford

TEXTURED GLASS



Antique



Beveled




Bronze Fabric




Centurian



Cocoa Rice



Cross Reeded



Frost



Hammered



Morisco



Rain




Reeded



Rice Paper



Seeded



Silhouette



Strelli

Clear glass also available.

MULLION DOORS



Mullion Shaker



Mullion Traditional Square*



Mullion Prairie

Note: Door frame may reduce amount of glass shown.

** Also available in Arch and Cathedral*

ROCK SOLID CONSTRUCTION

STRENGTH: UNMATCHED WITH OUR LOAD-BEARING BACK

- **HEFTY 3/8" THICK LOAD-BEARING PANEL EXTENDS THE ENTIRE WIDTH AND HEIGHT OF THE WALL CABINET**
- **PROVIDES UNWAVERING STRUCTURAL SUPPORT FOR THE LIFE OF THE WALL CABINET**
- **NO CENTER DIVIDER OBSTRUCTING ACCESS TO ITEMS**



STANDARD CONSTRUCTION



1/2" THICK SIDES, TOP & BOTTOM

- Substantial thickness for strong, consistent durability.



1/2" THICK I-BEAM BRACES

- Front-to-back lineal braces integrate sides, back and face frame for construction, shipping and installation stability.



DOVETAIL DRAWER WITH 3/4" NOMINAL THICK ALL-WOOD SIDES & FULL EXTENSION GUIDES

- Furniture quality joinery for lasting performance.
- Includes protective clear-coat for easy wiping and cleaning.
- Undermount guides allow drawer to extend completely.



3/4" THICK ADJUSTABLE SHELVING

- Thickness enhances interior cabinet stability and support of large loads.
- Secured with clips at ends and back for extra support.

PLYWOOD UPGRADES

Diamond® construction materials start with high-quality furniture board, a choice material commonly used throughout the industry, as standard. However, when plywood is desired, Diamond offers various options that meet your budget and project requirements.

**All plywood components meet ANSI/HPVA HP-1 standards, and may contain MDF or particleboard.*

† Cabinets with limited interior visibility, such as Drawer Bases (2DB..., 3DB..., 4DB...), may have laminated plywood cabinet interior.



PLYWOOD* ENDS

Finished veneer for visible ends



ALL PLYWOOD*

A mark of quality craftsmanship



NATURAL FINISHED VENEER INTERIOR

A standard feature on All Plywood* Construction cabinets†



PERFORMANCE: QUIET WITH OUR SMART STOP™ CLOSING MECHANISM



SMART STOP IHC GUIDES FOR DRAWERS

- Undermount, full-extension



SMART STOP IHC GUIDES FOR PULLOUTS



SMART STOP IHC HINGES FOR DOORS

- Premium integrated hinges with adjustability



SMART STOP IHC FOR ROLL TRAYS

- Smooth closing action standard on roll tray



BEAUTY: TOUGH WITH OUR 12-STEP PROCESS



With hundreds of stains, glazes and finishing techniques – such as heirlooming and distressing – our cabinets are beautiful to look at, but durable and easy to clean, too.



FUNCTION: DURABLE WITH CHOICE COMPONENTS



Diamond uses only the finest materials for our organization accessories so your room functions for a lifetime.



FourEver™
QUALITY ASSURANCE

BEAUTY, FUNCTION, STRENGTH, PERFORMANCE. NOW AND FOUREVER™

These are the 4 pillars underlying our guiding philosophy.
They are why Diamond is a name trusted by professionals and embraced by homeowners.
A brand respected for staying a step ahead of emerging trends while knowing exactly where your needs lie today.

This is what makes FourEver Quality Assurance from Diamond unique in the industry.
It's a promise we've been keeping right from the start:
To deliver Beauty, Function, Strength and Performance with every order, every install, and every follow-up.



Kitchen Cabinet Manufacturers Association
Environmental Stewardship Program
All products impact the environment.
For ESP program criteria, visit greencabinetsource.org.



Wainscot Panels: WELLS Maple Egret
Hutch: WELLS Maple Oasis

cabinetry by
Diamond[®]



L O G I X[™]

Find all the styles you love at
YOUR LOCAL DEALER.

Styles, product availability and construction may vary slightly from those shown in this catalog due to material availability and/or design evolution. Specifications are subject to change without notice. For more details, check with your designer.

Product photography and illustrations have been reproduced as accurately as printing technologies permit. To ensure highest satisfaction, we strongly suggest you view an actual sample for best color, wood grain and finish representation.

Diamond is a certified brand in the Kitchen Cabinet Manufacturers Association (KCMA) Environmental Stewardship Program. The program recognizes companies that demonstrate an ongoing commitment to environmental practices and sustainability.

Front Cover Image: WELLS Maple Egret, Maritime, Oasis, & Seal

Supersedes all prior versions.
© 2016 MasterBrand Cabinets, Inc.
Diamond, a division of MasterBrand Cabinets, Inc.
1123799950 2016-03/CVO/18M