

THE WARMTH OF WOOD, FOR THE FEELING OF HOME.



Recognized by J.D. Power for
"Outstanding Customer
Satisfaction with Windows
and Patio Doors."*

*Andersen received the second highest numerical score among 16 companies in the J.D. Power 2017 Windows & Patio Doors Satisfaction Study, based on 1,904 total responses, measuring the experiences and perceptions of customers who purchased windows and/or patio doors in the previous 12 months, surveyed February — March 2017. Your experiences may vary. Visit jdpower.com.



CHOOSE ANDERSEN® AND NOTHING LESS

For over 110 years, Andersen has been designing and building windows and patio doors that are among the best-performing in the industry – and a favorite among builders and homeowners alike. With a wide selection of window types, grilles, hardware, exterior colors and interior wood species, Andersen makes it easy to match and enhance your home's style, or to even create a custom look. Available with options that are ENERGY STAR® certified throughout the U.S. and backed by our renowned Owner-2-Owner® limited warranty, Andersen is committed to providing you with long-lasting,* energy efficient products. So whether you're replacing or remodeling, look to Andersen, America's #1 brand in windows.**



*See the limited warranty for details.

**Based on sales reported by TraQline, April 2015.



Andersen® 400 Series Casement Windows, Flexiframe® Specialty Windows and Frenchwood® Hinged Patio Doors.

When it comes to windows for your home, the brand that likely comes to mind is Andersen. And with the thought of Andersen likely comes the thought of quality windows featuring the warmth of wood interiors. With over a century of experience, Andersen knows that replacing or remodeling with windows featuring wood interiors means you're not just adding beauty and warmth to your home – you're adding value. Yet the beauty of wood is more than skin-deep. It's also an incredible insulator and is a strong, time-proven building material. This means Andersen® windows are designed to perform well today and for years* to come.

In this brochure you'll find our 400 and 200 Series windows that feature the benefits of wood.

400 Series – Time-tested classic wood craftsmanship, see page 5 for more details.

200 Series – Andersen quality at an uncommon value, see page 14 for more details.

400 and 200 Series Comparison Chart - see page 19




ANDERSEN® 400 SERIES WINDOWS

TIME-TESTED CLASSIC WOOD CRAFTSMANSHIP


400 Series windows are our best-selling product line featuring a classic blend of engineering and craftsmanship with low-maintenance exteriors, real wood interiors and design options for your project.

Exterior Options

All 400 Series windows feature our Perma-Shield® exterior cladding system, a time-tested Andersen innovation that offers low maintenance and durability while also providing an attractive appearance.




White




Canvas




Sandtone




Terratone



Forest Green



Dark Bronze




Black

Interior Options

Choose from one of our three unfinished stain-grade wood species or three low-maintenance prefinished interior options.




Pine




Oak*



Maple*



White



Dark Bronze**†



Black**†



Design your window.

Visit andersenhomedepot.com.

*Available on 400 Series Woodwright® double-hung windows.
**Dark Bronze and Black interior units have matching exteriors.
†Not available on 400 Series Woodwright® double-hung windows.



Andersen® 400 Series Woodwright® Double-Hung Windows
with Specified Equal Light Grilles

400 SERIES WOODWRIGHT® DOUBLE-HUNG WINDOWS

OUR PREMIUM DOUBLE-HUNG REPLACEMENT WINDOW

With their authentic craftsmanship and beautiful details, Andersen Woodwright® double-hung windows allow you to retain or add charm to your home with beautiful wood interiors and a wide array of style options.


Authentic Craftsmanship

Woodwright® windows help replicate the look of classic architecture and feature wood jamb lines to integrate seamlessly with your existing interior trim.



Interior Options

Choose from three interior wood species or low-maintenance prefinished White to closely match or replicate your current home decor.



Pine Oak Maple White

Long-Lasting,* Weathertight Performance

Our Perma-Shield® exterior cladding protects the unit and offers low maintenance. Dual-layer weatherstripping helps seal out dust, wind and water.

Designed for Every Application

Available for easy replacement, insert windows are built to help save you time and money with minimal disruption to your home. Available in three sill angle options for a weathertight fit.



Shown Unfinished

For new construction or remodeling projects, full-frame windows are available. These offer the maximum visible glass area and are a good option when wanting to change the size or shape of the existing window opening.

Tilt-In Feature

Now featuring our Easy Tilt-Release Lock. By just pushing your thumb forward, the window tilts inward to make cleaning your window even easier.

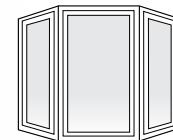


Beauty Is In the Details

Elegant hardware features a traditional spoon style design and is available in 12 finishes to match cabinetry and décor.

Consider Bay Windows

Bay window combinations are available for this product.



Available for both insert and full-frame windows.

400 SERIES TILT-WASH DOUBLE-HUNG WINDOWS

OUR MOST POPULAR DOUBLE-HUNG WINDOW

Providing a classic blend of engineering and craftsmanship along with energy efficiency, the 400 Series tilt-wash double-hung window is our best-selling window.

Classic Styling

The thinner profile on these windows is the perfect balance of modern and traditional design.

Interior Options

Choose from unfinished stain-grade Pine or three low-maintenance prefinished interior options.



Tilt-In Feature

Easily tilt your sash in to clean your windows from inside your home.

Narroline® Window Conversion Kit

If your home has Andersen® Narroline® windows that were made after 1967, our quick conversion kit can easily turn them into convenient, tilt-wash double-hung windows.

Designed for Every Application

Available for easy replacement, insert windows are built to help save you time and money with minimal disruption to your home. Available in three sill angle options for a weathertight fit.



For new construction or remodeling projects, full-frame windows are available. These offer the maximum visible glass area and are a good option when wanting to change the size or shape of the existing window opening.

Long-Lasting,* Weathertight Performance

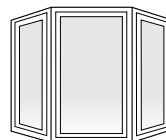
Our Perma-Shield® exterior cladding protects the unit and offers low maintenance. Dual-layer weatherstripping helps seal out dust, wind and water.



This product available with Stormwatch® protection, including impact-resistant glass.

Consider Bay & Bow Windows

Bay and bow window combinations are available for this product.



Available for both insert and full-frame windows.



Andersen® 400 Series Tilt-Wash Double-Hung Windows

400 SERIES CASEMENT WINDOWS

Andersen® 400 Series casement windows feature a time-tested design that is extremely reliable and energy efficient.

Interior Options

Choose from unfinished stain-grade Pine or three low-maintenance prefinished interior options.



Single-Actuation Lock

This Andersen lock is engineered to secure casement windows firmly at multiple points with just one handle. It also features a “reach out” action that pulls in the sash for a weathertight seal.

Smooth Control Hardware

The smooth control hardware systems allows for easy operation with a simple turn of the handle. Folding hardware options also are available.



Long-Lasting* Performance


Our Perma-Shield® exterior cladding protects the unit and offers low maintenance.



This product available with Stormwatch® protection, including impact-resistant glass.

Consider Bay & Bow Windows

Bay and bow window combinations are available for this product.



Available in custom sizes and without a nailing flange to fit into your existing opening, making installation quick and easy.



Andersen® 400 Series Casement and Specialty Windows



Andersen® 400 Series Awning Windows

400 SERIES AWNING WINDOWS

Andersen® 400 Series awning windows give you the same features and outstanding performance platform as our casement windows. In addition, they add design options. For example, placed high on a wall, awning windows can bring light and fresh air into your home without compromising privacy.



Available in custom sizes and without a nailing flange to fit into your existing opening, making installation quick and easy.



This product available with Stormwatch® protection, including impact-resistant glass.






400 SERIES SPECIALTY WINDOWS

Complement your home's style with elegant arches and dramatic angles. Used alone or in combination with other windows, they add curb appeal and enhance the character of your home.



This product available with Stormwatch® protection, including impact-resistant glass.



400 SERIES GLIDING WINDOWS

In addition to helping provide top energy efficiency, reliable performance and uncommon beauty, both sashes on our 400 Series gliding windows can be opened to the left or right to give you improved ventilation.




ANDERSEN® 200 SERIES WINDOWS

ANDERSEN QUALITY AT AN UNCOMMON VALUE.

Our 200 Series windows combine real wood interiors and low-maintenance Perma-Shield® exteriors in standard sizes and options, making these windows a good choice for your new construction or remodeling project.

Exterior Options



White




Sandtone

Interior Options



Pine



White



Andersen® 200 Series Tilt-Wash Double-Hung Windows
with Specified Equal Light Grilles

200 SERIES TILT-WASH DOUBLE-HUNG WINDOWS



- Tilt-in feature for easy cleaning
- Available in our most popular sizes
- Choose from unfinished stain-grade Pine or low-maintenance pre-finished White interiors



Andersen® 200 Series Tilt-Wash Double-Hung Windows

200 SERIES GLIDING WINDOWS



- Contemporary style
- Available in our most popular sizes
- Choose from unfinished stain-grade Pine or low-maintenance pre-finished White interiors



Andersen® 200 Series Gliding Window

OPTIONS & ACCESSORIES

HARDWARE OPTIONS

Double-Hung Window Hardware

400 SERIES WOODWRIGHT® WINDOWS



Antique Brass | **Black** | Bright Brass
Brushed Chrome | Distressed Bronze
Oil Rubbed Bronze | Distressed Nickel
Polished Chrome | Satin Nickel
Stone | White | Gold Dust

400 SERIES TILT-WASH WINDOWS



Stone | White
Black | Gold Dust

200 SERIES TILT-WASH AND GLIDING WINDOWS



STANDARD: Stone | **White**
OPTIONAL: Antique Brass | Black | Bright Brass
Gold Dust | Oil Rubbed Bronze | Satin Nickel

Gliding Window Hardware*

400 SERIES GLIDING WINDOWS



Antique Brass | Black | Bright Brass | Brushed Chrome
Distressed Bronze | Oil Rubbed Bronze | Distressed Nickel
Polished Chrome | **Satin Nickel** | Stone | White

Optional Double-Hung Hardware*

ESTATE™

Lock & Keeper



Hand Lift



Antique Brass | Bright Brass | Brushed Chrome | Distressed Bronze
Distressed Nickel | Oil Rubbed Bronze | Polished Chrome | **Satin Nickel**

TRADITIONAL

Sash Lift



Hand Lift



Antique Brass | Bright Brass | Brushed Chrome
Oil Rubbed Bronze | Polished Chrome
Satin Nickel | Stone | White

CLASSIC SERIES™

Sash Lift



Hand Lift



Stone | **White**

Casement & Awning Hardware*

CLASSIC SERIES™



Stone | **White**

ESTATE™



Antique Brass | Bright Brass | Brushed Chrome
Distressed Bronze | Distressed Nickel
Oil Rubbed Bronze | Polished Chrome | Satin Nickel

TRADITIONAL FOLDING



Antique Brass | Black | Bright Brass
Distressed Bronze | Distressed Nickel | Gold Dust
Oil Rubbed Bronze | Satin Nickel | Stone | White

CONTEMPORARY FOLDING



Folding window hardware eliminates interference with window treatments.

Black | Bright Brass | Gold Dust
Oil Rubbed Bronze | **Satin Nickel**
Stone | White

VeriLock® Security Sensors & Wireless Open/Closed Sensors



With the most advanced technology in the industry, patented VeriLock® sensors not only indicate whether your windows and patio doors are open, they even tell you if they are locked or unlocked.** **No other sensors can do that.**

Our Wireless Open/Closed sensors give you the peace of mind of knowing whether your windows or patio doors are open or closed.**



For more information

Visit andersenhomedepot.com/connect

*Hardware sold separately.

**When properly configured and maintained with a professionally installed security system and/or self-monitoring system compatible with Honeywell® 5800 controls. See your dealer for more information.

GRILLE OPTIONS

When replacing or remodeling, grilles play an important role in preserving the style of your home. That might mean making a casement look like a double-hung or matching existing grille patterns. With Andersen, the options are endless.

Colonial Upper Sash



Standard Prairie



Diamond



Your Pattern Here



To see all options and
design your own window

Visit andersenhomedepot.com.

Grille Configurations

Full Divided Light



Give your window an authentic look with full divided light grilles that are permanently applied to the interior and exterior of your window with a spacer between the glass.

Permanent Exterior
Permanent Interior with Spacer



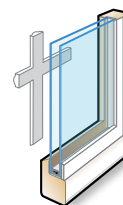
Permanent Exterior
Permanent Interior



Permanent Exterior
Removable Interior

Simulated Divided Light

Simulated divided light offers permanent grilles on the exterior and interior with no spacer between the glass. We also offer permanent exterior grilles with removable interior grilles, available in natural wood or prefinished white.



Removable
Interior Grille



Finelight™ Grilles
Between-the-Glass

Convenient Cleaning Options

Removable interior grilles come off for easy cleaning. Andersen® Finelight™ grilles are installed between the glass panes and feature a contoured 1" or 3/4" profile.

EXTERIOR TRIM OPTIONS

For more curb appeal, add optional Andersen® exterior trim to match or complement your windows.



White



Canvas



Sandtone



Terratone



Forest Green



Dark Bronze



Black



Cocoa Bean



Red Rock



Prairie Grass



Dove Gray

Styles



2" Brick Mould

Dove Gray trim
Terratone window



3 1/2" Flat with
3 5/8" Cornice

Red Rock trim
Sandtone window



4 1/2" Flat

Canvas trim
Forest Green window

INSECT SCREENS

Exclusive Andersen® TruScene® insect screens provide more than **50% greater clarity*** than conventional Andersen insect screens for beautifully unobstructed views.



*Comparisons made to conventional Andersen aluminum insect screens.

ANDERSEN® GLASS OPTIONS

Andersen® high-performance (HP) glass meets our exacting standards in delivering overall energy performance. Argon gas blend is used between the glass panes for additional insulation and our glass is heat-strengthened for increased durability. This is why Andersen windows with high-performance glass carry a transferable Owner-to-Owner® 20-year limited warranty. We even cover the glass with a removable translucent film for added protection during the installation process. And no matter what type of project you're doing, Andersen has a glass option that is ENERGY STAR® certified and fits the needs of your home.

















GLASS	E N E R G Y		L I G H T	
	U- FACTOR	SOLAR HEAT GAIN COEFFICIENT	VISIBLE LIGHT TRANSMITTANCE	UV PROTECTION
	How well a product prevents heat from escaping.	How well a product blocks heat caused by sunlight.	How much visible light comes through a product.	How well a product blocks ultraviolet rays.
HP SmartSun™ Thermal control similar to tinted glass, but with the visible light transmittance of clear glass.	★★★★☆	★★★★★	★★★★☆	★★★★★
HP SmartSun with HeatLock® Technology Applied to the room-side surface, it reflects heat back into the home and improves U-Factor values.	★★★★☆	★★★★★	★★★☆☆	★★★★★
HP Low-E4®/Low-E Outstanding overall performance for climates where both heating and cooling costs are a concern.	★★★★☆	★★★★☆	★★★★☆	★★★★☆
HP Low-E4 with HeatLock Technology Applied to the room-side surface, it reflects heat back into the home and improves U-Factor values.	★★★★☆	★★★★☆	★★★☆☆	★★★★☆
HP Sun Outstanding thermal control in southern climates where less solar heat gain is desired.	★★★★☆	★★★★★	★★☆☆☆	★★★★☆
HP PassiveSun® Ideal for northern, passive solar construction applications where solar heat gain is desired.	★★★☆☆	★★☆☆☆	★★★★☆	★★★☆☆
Clear Dual-Pane High visibility with basic thermal performance.	★★☆☆☆	☆☆☆☆☆	★★★★★	☆☆☆☆☆

Center of glass performance only. Ratings based on glass options available as of June 2015. Visit andersenwindows.com for ENERGY STAR® map and NFRC total unit performance data.

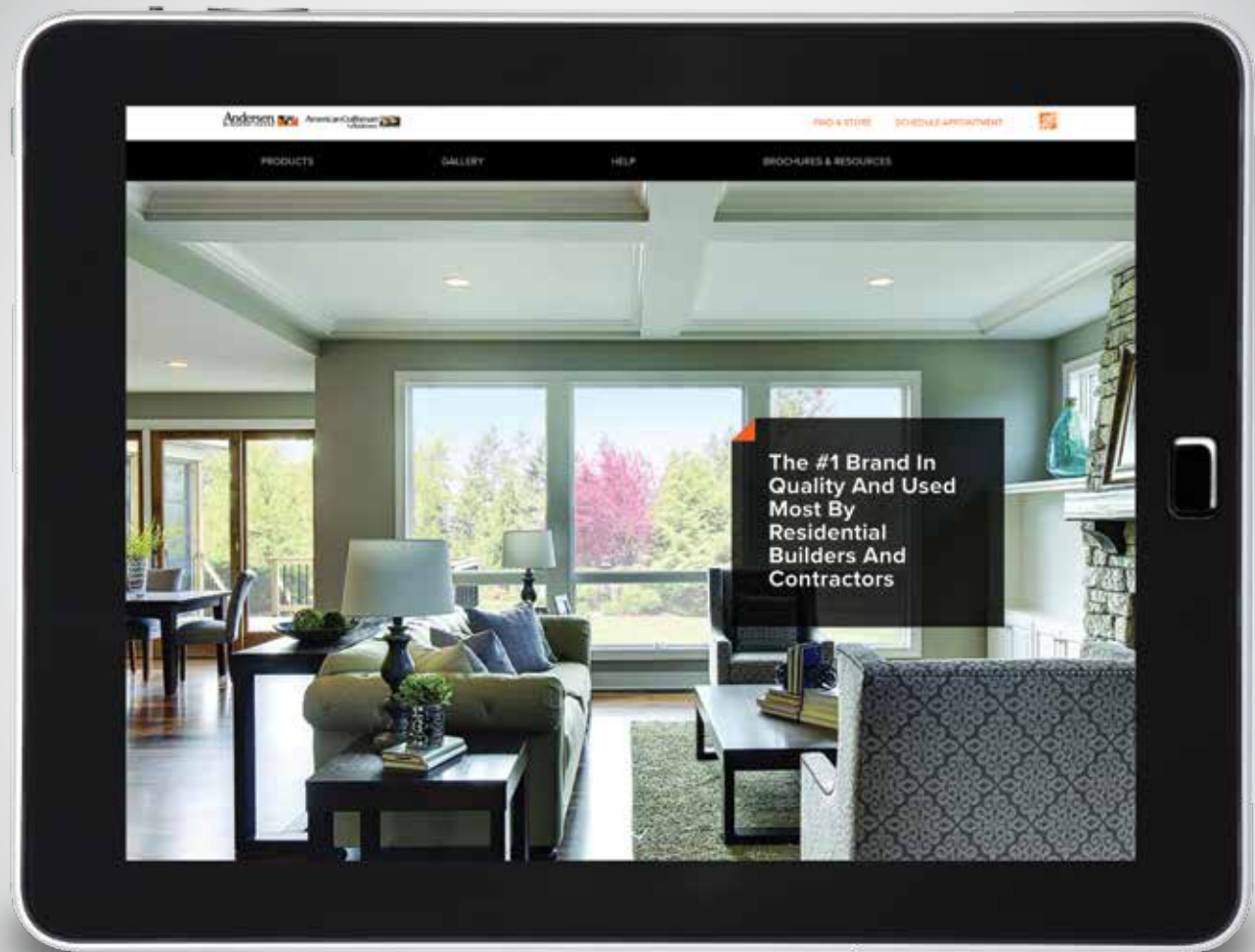
400 SERIES & 200 SERIES WINDOWS COMPARISON CHART

Use the quick reference chart below to decide which Andersen® products best fit your project needs.

For even more information, visit andersenhomedepot.com.

WINDOW FEATURES		400 SERIES WOODWRIGHT®	400 SERIES WOODWRIGHT INSERT	400 SERIES TILT-WASH	400 SERIES TILT-WASH INSERT	400 SERIES CASEMENT	400 SERIES AWNING	400 SERIES GLIDING	NARROLINE® CONVERSION KIT	200 SERIES TILT-WASH	200 SERIES GLIDING
Low-Maintenance Exteriors											
	White	●	●	●	●	●	●	●	●	●	●
	Canvas	●	●	●	●	●	●	●			
	Sandtone	●	●	●	●	●	●	●	●	●	●
	Terratone	●	●	●	●	●	●	●	●		
	Forest Green	●	●	●	●	●	●	●			
	Dark Bronze	●	●	●	●	●	●	●			
	Black	●	●	●	●	●	●	●			
Interiors											
	Maple	●	●								
	Oak	●	●								
	Pine	●	●	●	●	●	●	●	●	●	●
	White	●	●	●	●	●	●	●	●	●	●
	Dark Bronze			●	●	●	●	●			
	Black			●	●	●	●	●			
Easy Cleaning											
Tilt-to-Clean Sash		●	●	●	●				●	●	
Grilles											
Full Divided Light		●	●	●	●	●	●	●	●		
Simulated Divided Light		●	●	●	●	●	●	●	●	●	●
Finelight™ (Grilles-Between-the-Glass)		●	●	●	●	●	●	●	●	●	●
Removable Interior Grilles		●	●	●	●	●	●	●	●	●	●
Performance Options											
Stormwatch® Protection				●		●	●				
Glass											
HP Low-E4®		●	●	●	●	●	●	●	●		
HP Low-E4 Sun		●	●	●	●	●	●	●	●		
HP Low-E4 SmartSun™		●	●	●	●	●	●	●	●		
HP Low-E										●	●
HP Low-E SmartSun										●	●
Clear Dual-Pane						●	●			●	●
HeatLock™ Technology		●	●	●	●	●	●	●	●	●	●
Unit Sizes											
Minimum Width		1'-9 5/8"	1'-4 1/2"	1'-9 5/8"	1'-9 1/4"	1'-5"	2'-0 1/8"	2'-11 1/4"	Fits Narroline® windows made after 1967	1'-7 1/2"	2'-11 1/2"
Maximum Width		3'-9 5/8"	3'-9 5/8"	3'-9 5/8"	3'-8 7/8"	7'-0 5/8"	5'-11 7/8"	5'-11 1/4"		3'-3 1/2"	5'-11 1/2"
Minimum Height		3'-0 7/8"	2'-3 3/4"	3'-0 7/8"	3'-0 3/8"	2'-0 1/8"	1'-5"	1'-10 1/4"		2'-11 1/2"	1'-5 1/2"
Maximum Height		6'-4 7/8"	6'-5"	7'-8 7/8"	7'-6 5/8"	5'-11 7/8"	4'-0"	4'-11 1/4"		5'-11 1/2"	4'-11 1/2"
Custom Sizes 		●	●	●	●	●	●				

To learn about 400 and 200 Series patio doors, visit andersenhomedepot.com/help-me-choose/patio-doors



Visit andersenhomedepot.com

WINDOWS • DOORS
Andersen® 



10% POST CONSUMER RECYCLED FIBER



Printed on FSC® certified paper, produced using Green-e certified renewable energy, with 10% post consumer recovered fiber.

"ENERGY STAR" is a registered trademark of the U.S. Environmental Protection Agency.
The Home Depot logo is a registered trademark of Home Depot, Inc.
"Andersen" and all other marks where denoted are trademarks of Andersen Corporation.
©2017 Andersen Corporation. All rights reserved. 08/17 Part #9033683

