

## ARCHITECTURALLY INSPIRED, PREMIUM WOOD WINDOWS & PATIO DOORS



**Recognized by J.D. Power for  
“Outstanding Customer  
Satisfaction with Windows  
and Patio Doors.”\***

\*Andersen received the second highest numerical score among 16 companies in the J.D. Power 2017 Windows & Patio Doors Satisfaction Study, based on 1,904 total responses, measuring the experiences and perceptions of customers who purchased windows and/or patio doors in the previous 12 months, surveyed February — March 2017. Your experiences may vary. Visit [jdpower.com](http://jdpower.com).

# Architectural Style Made Easy

Leave it to a leader like Andersen to develop an innovative window and door system that makes it easier than ever to achieve practically any style you want. Designed in conjunction with leading architects, A-Series windows and patio doors offer all of the options you need to easily create the look you desire. An exclusive system of integrated options and accessories work together seamlessly, giving you the freedom to customize your windows and patio doors in literally thousands of ways.

Whether you want to match or enhance your home's current style while replacing windows, or remodeling or building with a custom look or architectural style in mind, A-Series windows and patio doors make it easy.

In addition to delivering the style options you want, A-Series products are the best performing, most energy efficient windows and patio doors Andersen offers. And like all Andersen® products, they are supported by 110 years of commitment to quality and service that can only come from one of the most trusted names in the industry and the number one brand in windows.

## A-SERIES







# A-Series

WINDOWS AND PATIO DOORS

## Authentic to Style. Authentic to You.

Your home's architectural style says a lot about you. A-Series products allow it to speak with authenticity and clarity.

The windows and patio doors in this series were designed in conjunction with leading architects to ensure each is authentic to the architectural style you select. Whether it's a stately Queen Anne, a bold Modernist design or anything in between, you can create it with A-Series products.



**Interior finishes:** To complement any look, A-Series windows and patio doors offer factory stains, paint choices or a primed finish. **Page 15.**

**Exterior colors:** With 11 different colors, you can mix and match sash, frame and trim to achieve hundreds of combinations. **Page 12.**





A-Series double-hung windows and Frenchwood® outswing patio doors.



Flat exterior trim with  
cornice head color:  
Canvas

Frame exterior color:  
Sandtone

Sash exterior color:  
Cocoa Bean



## Architectural Style Made Easy.

The Craftsman Bungalow-style home featured above is shown with quintessential Andersen® A-Series window and patio door combinations. It's one of several styles in the Andersen Home Style Library. For more information about the library, see the following pages or visit:

[andersenhomedepot.com/stylelibrary](http://andersenhomedepot.com/stylelibrary)



CRAFTSMAN BUNGALOW

## An Authentic Innovation for Authentic Style.

For a home to be authentic to an architectural style, its windows and doors must be authentic to the style as well. That's why Andersen has created the Architectural Home Style Library. A first in the industry, the style library shows how easily you can use A-Series products and their innovative system of options to make architectural authenticity not only possible, but also easy to achieve.



### THE A-SERIES HOME STYLE LIBRARY

Years of research have culminated in a powerful tool we call our Home Style Library, which makes it easier than ever for you to create a home with authentic architectural style.

### CREATING A COMMON LANGUAGE WITH HOMEOWNERS

Utilizing the Home Style Library opens a gateway for you to talk about style with your builder, architect or both. It's a clear and simple way for you to be on the same page with them even if you've had no architectural training.

## THE ELEMENTS OF STYLE

Each home featured in our Home Style Library contains suggested combinations of Andersen® A-Series windows, patio doors, hardware, exterior trim and color palettes that are authentic to that home's architectural style.

The A-Series product combinations shown here were selected with the help of leading architects to create the Craftsman Bungalow home shown to the left.

Tall fractional with simulated check rail grille pattern

A-Series casement window: Dark Bronze

Flat exterior trim with extended sill nose: Prairie Grass



## A-SERIES STYLE RECOMMENDATIONS

### EXTERIOR COLOR



Prairie Grass/Dark Bronze

### INTERIOR STAIN



Espresso

### HARDWARE



Window:  
Traditional Folding Handle

Patio Door:  
Albany

Finish:  
Black

## HOME STYLE LIBRARY: PREVIEW

The Home Style Library for A-Series products includes classically recognized architectural styles and the quintessential window and door choices to create them. To view our complete library, visit:

[andersenhomedepot.com/stylelibrary](http://andersenhomedepot.com/stylelibrary)



MODERN



AMERICAN FARMHOUSE



GEORGIAN/FEDERAL



RANCH



TUDOR



QUEEN ANNE



PRAIRIE



## A-Series Windows and Patio Doors

# Unmatched Performance. Unmatched Peace of Mind.



Andersen® products have glass options that are ENERGY STAR® certified, which **can help reduce your energy bills** while helping to protect the environment.\*

### RIGOROUSLY TESTED.

A-Series products have been exposed to extremes, going from temperatures duplicating **the cold of Alaska winters to the heat of Death Valley summers**, three times a day, day after day. They came through it all beautifully.

### NEVER NEEDS PAINTING.

Exteriors won't flake, rot, blister, peel, pit or corrode,\*\* so they're **virtually maintenance free**. Plus they hold their original colors without fading.\*\*

### KEEPS THE WEATHER OUT.

With their weather-resistant seals, A-Series windows and doors can **stand up to eight inches of rain per hour** and hurricane-force winds.† Weatherstripping is designed to seal out drafts, wind and water.



Andersen® A-Series products are available with **impact-resistant glass** and structural upgrades to meet the tough building codes of hurricane-prone coastal areas. See your local building code official for specific requirements.

### ENERGY-SAVING GLASS FOR ANY CLIMATE.

Andersen has the glass you need to get the performance you want, including a variety of Low-E glass options to help you **control heating and cooling costs** in any climate.

### BUILT FOR YEARS TO COME.\*\*

A-Series windows and patio doors are built strong to last long.\*\* We use the right materials in the right places, including solid wood, fiberglass and our own Fibrex® composite material. These give A-Series products **superior strength, stability and long-term beauty**.

### OWNER2OWNER® LIMITED WARRANTY

Most other window and door warranties end when a home is sold, but our coverage — **20 years on glass, 10 years on nonglass parts** — transfers from each owner to the next. And because it is not prorated, the coverage offers full benefits, year after year, owner after owner.\*\* So it adds real value when you decide to sell your home.

\* Visit [andersenhomedepot.com](http://andersenhomedepot.com) to verify that your product and glass type are ENERGY STAR® certified in your area.

\*\* For a copy of the A-Series Limited Warranty visit [andersenhomedepot.com/warranty](http://andersenhomedepot.com/warranty).

† Andersen A-Series double-hung window tested to AAMA/WDMA/CSA 101/I.S.2 A440-08 PG 70.






A-Series Frenchwood® hinged inswing patio doors, sidelights and transom windows.

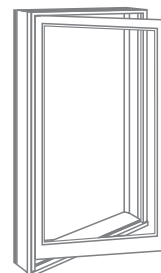


## A-Series Windows



### DOUBLE-HUNG WINDOWS

A double-hung window has two vertically sliding sash (glass panels) in a single frame. Double-hung windows lift open while remaining flush with the wall, making them ideal around patios, decks and walkways. Both top and bottom sash tilt in for easy cleaning.



### CASEMENT WINDOWS

Casement windows are hinged windows that open outward to the right or to the left. They're common above kitchen sinks and give you the flexibility to group them in stunning combinations.

When choosing windows and doors, you'll want to consider the style of the home you'd like to create as well as how you'd like the windows and doors to operate. With Andersen® A-Series products, you have the choices you need for a beautiful blend of both form and function.



## A-Series Frenchwood® Patio Doors




### FRENCHWOOD® GLIDING PATIO DOORS

These doors have at least one door panel that glides smoothly past another door panel to save room where you need it – inside or out. Available in two- and four-panel configurations.



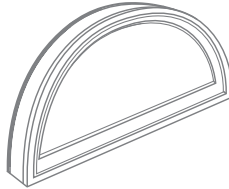
### FRENCHWOOD® HINGED INSWING PATIO DOORS

Hinged inswing patio doors open into the interior of your home, saving room for smaller exterior areas such as balconies, patios and decks. Available with one, two or three panels.




#### AWNING WINDOWS

Awning windows are hinged at the top and open outward. They catch breezes from the left or right and are often used above, below or alongside stationary windows.



#### SPECIALTY WINDOWS

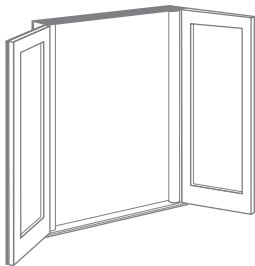
Specialty windows are stationary (non-opening) windows characterized by their special shapes, including curves and dramatic angles. They can make a signature statement in your home or provide a delicate lighting accent.



#### VENTING & STATIONARY TRANSOM WINDOWS

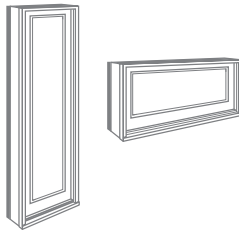
Venting transom windows are hinged at the top and open outward. They are placed above doors to let light and fresh air into a room while adding style and curb appeal. Stationary transom windows share all the characteristics of venting transom windows but do not open for ventilation.

**Replacing existing windows and doors?**  
**CUSTOM SIZING IS AVAILABLE ON ALL**  
**A-SERIES WINDOWS AND DOORS.**



#### FRENCHWOOD® HINGED OUTSWING PATIO DOORS

With panels that open outward, these doors give you more usable space inside your home. Available with one or two panels.



#### TRANSOMS & SIDELIGHTS

Transom windows go above a door while sidelights flank one or both sides of the door. Alone or combined, they can turn your doorway into a focal point while letting more natural light into your home's entryway.




A-Series double-hung, casement and transom windows and Frenchwood® outswing patio doors.



## The Exterior of Your Home Is the Face It Presents to the World.

With Andersen® A-Series windows and patio doors, you have the colors and exterior trim choices you need to make not only your windows, but your entire home look the way you've always envisioned.



A-Series picture windows and Frenchwood® outswing patio doors.

### EXTERIOR COLORS



Select any combination of colors shown here for your exterior frame, sash and trim.

## EXTERIOR TRIM THAT FITS WINDOWS, PATIO DOORS AND YOUR VISION.

Exterior trim adds a finishing touch to your windows and is often essential in achieving authentic architectural style. You can match the color of your windows or doors, or complement them with a different color. Durable A-Series exterior trim is low maintenance and never needs painting.



## EXTERIOR TRIM STYLE OPTIONS

Examples of trim shown on double-hung windows with Sandtone color.



**2" brick mould**  
in Canvas color



**3 1/2" or 4 1/2" flat**  
in Terratone color



**3 1/2" or 4 1/2" flat  
with extended top**  
in Red Rock color



**3 1/2" or 4 1/2" flat  
with decorative drip cap**  
in Forest Green color



**3 1/2" or 4 1/2" flat  
with 2" cornice top**  
in Prairie Grass color



**3 1/2" or 4 1/2" flat  
with 3 5/8" cornice top**  
in White color

## EXTERIOR TRIM SILL OPTIONS



**2" brick mould  
with extended sill nose**  
in Terratone color



**3 1/2" or 4 1/2" flat**  
in Sandtone color



**3 1/2" or 4 1/2" flat  
with extended sill**  
in White color



**3 1/2" or 4 1/2" flat  
with extended sill nose**  
in Prairie Grass color

# Inner Beauty

A-Series casement windows and Frenchwood® inswing patio door with sidelight and transom windows.



## You Shouldn't Need a Mirror to See Yourself in Your Home.

A-Series windows and patio doors provide you with a wide palette of wood species and finishes to help you bring your personality and taste to every room throughout your house.

### INTERIOR WOOD SPECIES OPTIONS



Mahogany\* \*\*



Cherry\*\*



Vertical Grain Douglas Fir\*\*



Pine



Maple



Oak

### STAINED INTERIOR OPTIONS



Clear Coat



Honey



Cinnamon



Russet




Mocha



Espresso


### PAINTED INTERIOR OPTIONS




White



Birch Bark



Primed



Canvas



Sandtone



Dark Bronze



Black



A-Series double-hung windows with specified equal light grille pattern.

Interiors are unfinished unless a stain or paint option is specified. Naturally occurring variations in grain, color and texture of wood make each window one of a kind. Printing limitations prevent exact finish replication.

\*Actual wood is Sapele, a nonendangered species of mahogany grown in Africa, with color and characteristics similar to American mahoganies.

\*\*Available unfinished only.

A-Series Frenchwood® outswing patio doors.  
Distressed Nickel hardware.



---

# Beauty in the Details

---



A-Series double-hung window.  
Satin Nickel lock & keeper.



A-Series casement window.  
Black folding handle.

## It's the Little Things that Make the Biggest Impact.

Our hardware options make sure you have the style needed to enhance or complement the overall design of your home's existing cabinetry and décor.

We also offer security sensors to give you peace of mind and the ability to monitor the status of your Andersen® windows or patio doors.

To learn more about our VeriLock® security sensors and Wireless Open/Closed sensors, visit [andersenhomedepot.com/connect](http://andersenhomedepot.com/connect).



### • WINDOW HARDWARE •

#### DOUBLE-HUNG HARDWARE

Lock & Keeper



Hand Lift



Bar Lift



Finger Lift



#### TRADITIONAL

*Bold name denotes finish shown.*

Antique Brass  
Black  
Bright Brass  
Brushed Chrome  
Distressed Bronze  
Distressed Nickel

Gold Dust  
**Oil Rubbed Bronze**  
Polished Chrome  
Satin Nickel  
Stone  
White

#### CASEMENT AND AWNING HARDWARE



#### TRADITIONAL FOLDING

*Bold name denotes finish shown.*

Antique Brass  
Black  
Bright Brass  
**Distressed Bronze**  
Distressed Nickel  
Gold Dust  
Oil Rubbed Bronze  
Satin Nickel  
Stone  
White



#### CONTEMPORARY FOLDING


Black  
Bright Brass  
Gold Dust  
Oil Rubbed Bronze  
**Satin Nickel**  
Stone  
White



**Casement lock:**  
*Finish matches handle.*

**Operation:**  
*Casement hardware folds in to avoid interfering with window treatments.*

#### WINDOW HARDWARE FINISH OPTIONS





• DOOR HARDWARE •

*Bold name denotes finish shown.*



## Hardware for Every Door. Styles for Every Person.

A-Series patio door hardware is available in eight different designs to match virtually any style, including your own. Yuma®, Encino®, Anvers®, Newbury®, Covington™ and Whitmore® hardware options each feature solid, drop-forged brass for

added strength, while Albany and Tribeca® hardware options are made of diecast zinc with durable powder-coated finishes. Additional hardware options such as exterior keyed locks, matching hinge finishes and more are also available.

• DOOR HARDWARE •

*Bold name denotes finish shown.*



**COVINGTON™**

Antique Brass  
**Bright Brass**  
Oil Rubbed Bronze



**WHITMORE®**

Antique Brass  
**Bright Brass**  
Oil Rubbed Bronze  
Satin Nickel



**ALBANY**

Black  
**Gold Dust**  
Stone  
White



**TRIBECA®**

Stone  
**White**

DOOR HARDWARE FINISH OPTIONS



Antique Brass    Black    Bright Brass    Brushed Chrome    Distressed Bronze    Distressed Nickel    Gold Dust    Oil Rubbed Bronze    Polished Chrome    Satin Nickel    Stone    White

Distressed Bronze and Oil Rubbed Bronze are "living" finishes that will change with time and use. Bright Brass and Satin Nickel finishes on patio door hardware feature a 10-year limited warranty. Matching hinges available for inswing patio doors. Printing limitations prevent exact finish replication. Hardware sold separately.

A-Series casement, picture and transom windows.

---

# Best-In-Class Glass

---



## • GLASS •

# High-Performance Glass



Glass can affect energy efficiency more than any other part of a window or patio door — and not all glass performs the same. Some types of glass do a better job at insulating your home. Others provide greater clarity.

You can even choose glass to filter out specific kinds of light. Andersen offers one of the industry's widest arrays of glass options, enabling you to find the right choice for your climate and your home. Choose from these High-Performance glass options.

## TRIPLE-PANE GLASS

Three panes of glass combine with either argon gas blend or air and Low-E coatings to provide enhanced energy performance. Add triple-pane glass to one of our windows or doors for maximum energy efficiency.

## HEATLOCK® TECHNOLOGY

Our HeatLock coating can increase the energy efficiency of any A-Series window or patio door with Low-E4® or SmartSun™ glass. Applied to the room-side glass surface, it reflects heat back into the home for improved performance.



## LOW-E4® SMARTSUN™ GLASS

It helps shield your home from the sun's heat, filtering out 95% of harmful UV rays while letting sunlight shine through, plus it provides all the benefits of Low-E4 glass.



## LOW-E4 GLASS

Outstanding thermal performance for climates where both heating and cooling costs are a concern. It comes standard on all A-Series products and is up to 57% more energy efficient than ordinary dual-pane glass.\*



## LOW-E4 SUN GLASS

Outstanding thermal performance in southern climates where less solar heat gain is desired. It's tinted for maximum protection from the effects of intense sunlight while providing all the benefits of Low-E4 glass.

*Additional glass options are also available. Contact a sales associate at The Home Depot® for details.*

## PERFORMANCE COMPARISON OF ANDERSEN® GLASS OPTIONS

GLASS	ENERGY		LIGHT	
	U-FACTOR	SOLAR HEAT GAIN COEFFICIENT	VISIBLE LIGHT TRANSMITTANCE	UV PROTECTION
	How well a product prevents heat from escaping.	How well a product blocks heat caused by sunlight.	How much visible light comes through a product.	How well a product blocks ultraviolet rays.
<b>SmartSun™</b>	● ● ● ○	● ● ● ●	● ● ● ○	● ● ● ●
<b>SmartSun™</b> with HeatLock® Technology	● ● ● ●	● ● ● ●	● ● ○ ○	● ● ● ●
<b>Low-E4®</b>	● ● ● ○	● ● ● ○	● ● ● ○	● ● ● ○
<b>Low-E4®</b> with HeatLock® Technology	● ● ● ●	● ● ● ○	● ● ● ○	● ● ● ○
<b>Sun</b>	● ● ● ○	● ● ● ●	● ○ ○ ○	● ● ● ○
<b>PassiveSun®</b>	● ● ● ○	● ○ ○ ○	● ● ● ○	● ● ● ○
<b>Triple-Pane</b> with Low-E coatings on two surfaces	● ● ● ●	● ● ● ○	● ● ● ○	● ● ● ●
<b>Clear Dual-Pane</b>	● ○ ○ ○	○ ○ ○ ○	● ● ● ●	○ ○ ○ ○

Center of glass performance only. Visit [andersenhomedepot.com](http://andersenhomedepot.com) for ENERGY STAR® map and NFRC total unit performance data.

## PATTERNED GLASS

*Patterned glass lets in light while obscuring vision and adds a unique decorative touch to your home.*



Cascade



Fern



Obscure



Reed

WINDOWS AND DOORS WITH  
**StormWATCH**  
 PROTECTION

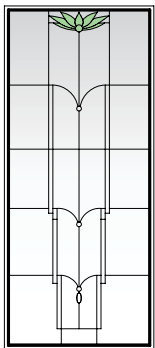
Andersen® A-Series products are available with **impact-resistant glass** and structural upgrades to meet the tough building codes of hurricane-prone coastal areas. Visit [andersenhomedepot.com/coastal](http://andersenhomedepot.com/coastal) for more information. See your local building code official for specific requirements.

\*Winter and summer values are based on comparison of Andersen A-Series double-hung window U-Factor and SHGC values to the U-Factor and SHGC for clear dual-pane glass non-metal frame default values from the 2006, 2009 and 2012 International Energy Conservation Code "Glazed Fenestration" Default Tables.

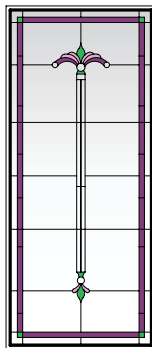
## Between-the-Glass Art Glass. Statements in Beauty, Style and Color.

A-Series products are available with between-the-glass art glass, which places the decorative panel between the glass panes, providing superior protection for the art glass and making it easy to keep clean.

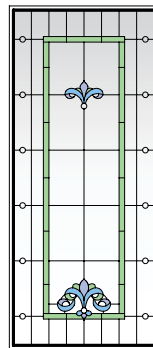
### HISTORIC AND CLASSIC SERIES\*




LOTUS



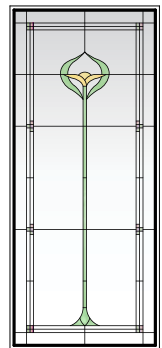
REGENCY




VICTORIA




DIAMOND LIGHTS



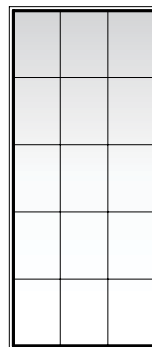
ARTS & CRAFTS




AMBER



QUEEN ANNE



RECTANGULAR  
GRID




DIAMOND GRID

\*Classic Series glass patterns are available with semi-privacy glass or clear antique glass in place of colored glass (except where indicated).



LOTUS DESIGN



QUEEN ANNE DESIGN



VICTORIA DESIGN



ARTS &amp; CRAFTS DESIGN

## ART GLASS COLOR OPTIONS

You can order Andersen® art glass designs in standard color palettes, or create custom combinations. Color palettes and accent jewels for custom combinations are predetermined by style of art glass.



Amber



Caramel



Cobalt



Copper



Dark Blue



Deep Green



Deep Rose



Deep Teal



Iridized Green



Light Blue



Light Green



Lilac



Marbled Green



Marbled White

Marbled  
Yellow-Green

Moss Green



Navy Blue



Olive Green



Opal



Pale Blue



Rose



Sand



Teal



Topaz



Violet

## ACCENT JEWELS



Amber



Lilac



Pink



Green



Opal Amber



Smoke

## IRIDESCENT ACCENT TILES



Avocado Glimmer



Kiwi Glimmer



Tamarind Glimmer



Tangerine Glimmer

Art glass changes appearance greatly based on lighting in its environment, making it beautiful to look at, yet difficult to represent accurately in print. Printing limitations prevent exact color replication. Andersen art glass panel patterns vary based on window size and shape.

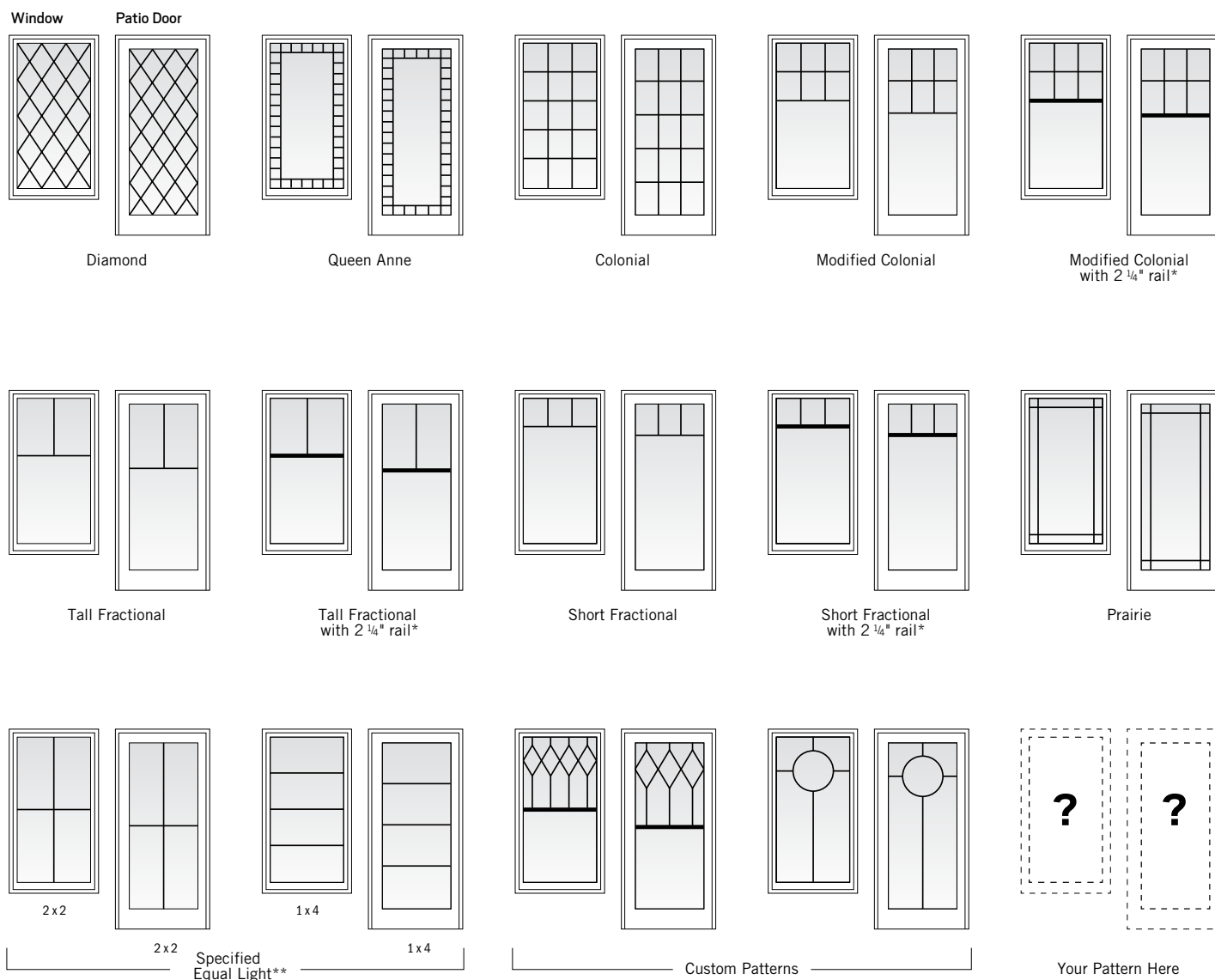


## A-Series Grilles. Patterned After You.

Andersen® A-Series windows and patio doors offer a variety of grille types and grille patterns, making it easy to fit both your style and your home's. For a signature look, we'll work with you to create custom grille designs.




A-Series picture windows.



## GRILLE WIDTHS (ACTUAL SIZE SHOWN)

Shown: Cross sections of grilles showing standard widths and profiles.

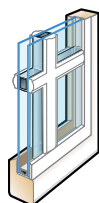


Our 2 1/4" wide grille can be positioned horizontally across the center of a casement window to simulate the look of a double-hung window.

## GRILLE CONFIGURATIONS

### FULL DIVIDED LIGHT

Give your window an authentic look with full divided light grilles that are permanently applied to the interior and exterior of your window with a spacer between the glass.



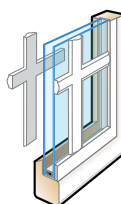
Permanent Exterior  
Permanent Interior with Spacer

### SIMULATED DIVIDED LIGHT

Simulated divided light offers permanent grilles on the exterior and interior with no spacer between the glass. We also offer permanent exterior grilles with removable interior grilles.



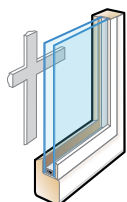
Permanent Exterior  
Permanent Interior



Permanent Exterior  
Removable Interior

### CONVENIENT CLEANING OPTIONS

Removable interior grilles come off for easy cleaning. Andersen® Finelight™ grilles are installed between the glass panes and feature a contoured 1" or 3/4" profile.



Removable  
Interior Grille



Finelight Grilles  
Between-the-Glass



A-Series casement and picture windows.



## Our Insect Screens Come in Many Types. Just Like Insects Do.

Optional insect screens are available for all A-Series products. Patio doors feature conventional Andersen® fiberglass insect screens. For windows, choose aluminum insect screens, or TruScene® insect screens that provide a clearer view, help bring the outdoors into your home and are less noticeable from the street.

### TRUSCENE® INSECT SCREENS

Made with a micro-fine stainless steel mesh that's one-third the diameter of conventional insect screen wire, TruScene insect screens provide **50% more clarity** than conventional Andersen® insect screens. They allow more fresh air and sunlight in, while keeping out small insects.

TruScene® insect screens are not available on patio doors.  
All comparisons are made to Andersen aluminum insect screens.



## • INSECT SCREENS •

### FRAME OPTIONS



Stone



White



Gold Dust

All insect screens for casement, awning and venting transom windows are available in Stone, White or Gold Dust colored frames. Insect screens installed on the exterior of double-hung windows and patio doors have frames that match the exterior color of the unit.

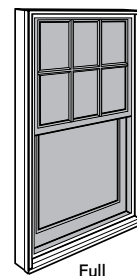
### PREFINISHED WOOD FRAME OPTIONS

Frames of TruScene® insect screens for casement, awning and transom windows are also available in three wood-veneered options and six stain colors to match the interior finish. Pine veneer frame with clear finish is shown.




### WINDOW INSECT SCREEN CONFIGURATIONS

Full insect screens are available for all operating Andersen® A-Series windows. Our double-hung windows also give you the option of insect screens that cover only the lower sash.



Full

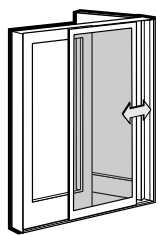


Half

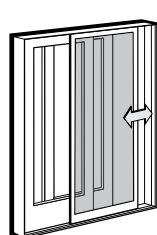
### PATIO DOOR INSECT SCREEN CONFIGURATIONS

A-Series patio doors are also available with several styles of insect screens, including a top-hung gliding design for gliding and hinged doors.

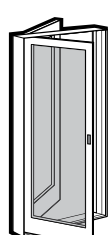
Retractable insect screens are available with interior canisters in White, Gold Dust or prefinished wood to match the interior door. In addition, exterior canisters for gliding doors are color-matched to the outside color of the door.



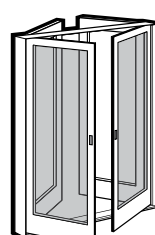
Single Top-Hung  
Gliding for gliding and  
inswing doors



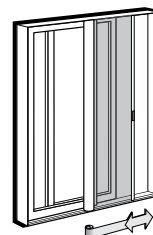
Single Gliding  
for gliding and  
inswing doors



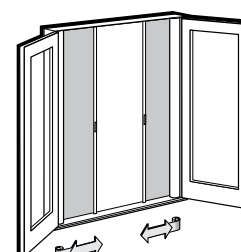
Single Hinged  
for inswing  
doors



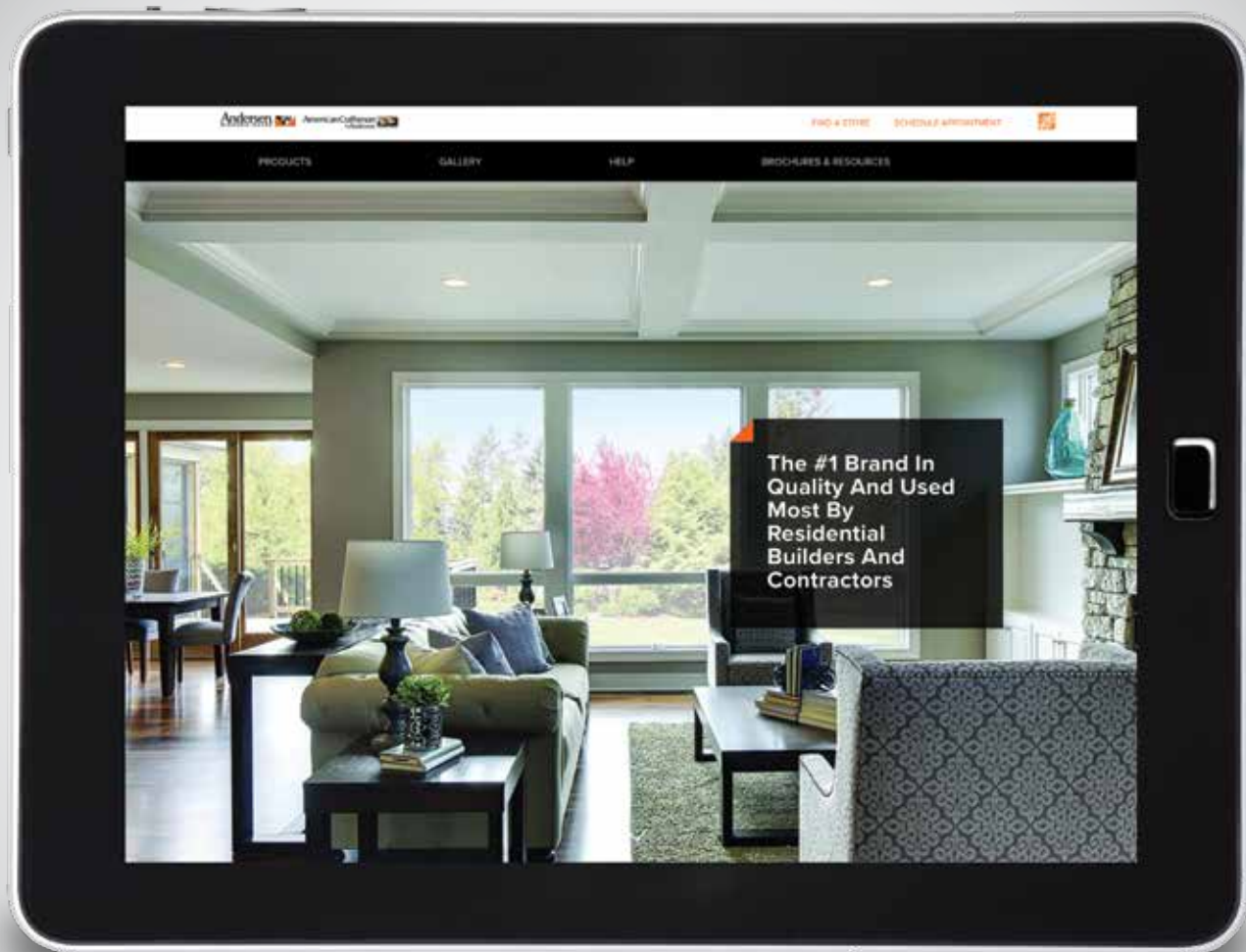
Double Hinged  
for inswing doors



Single Retractable  
for outswing and  
gliding doors



Double Retractable  
for outswing doors



Visit [andersenhomedepot.com](http://andersenhomedepot.com)

WINDOWS • DOORS  
**Andersen**® 



10% POST CONSUMER RECYCLED FIBER



Printed on FSC® certified paper, produced using Green-e certified renewable energy, with 10% post consumer recovered fiber.

"ENERGY STAR" is a registered trademark of the U.S. Environmental Protection Agency.  
"Andersen" and all other marks where denoted are trademarks of Andersen Corporation.  
©2017 Andersen Corporation. All rights reserved. 10/17 Part #9066671

