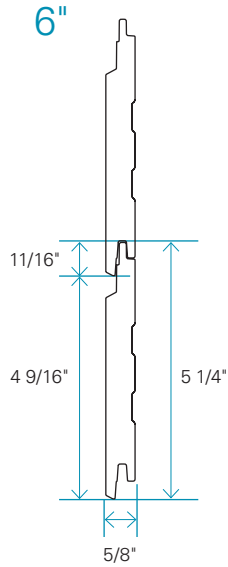


Modern

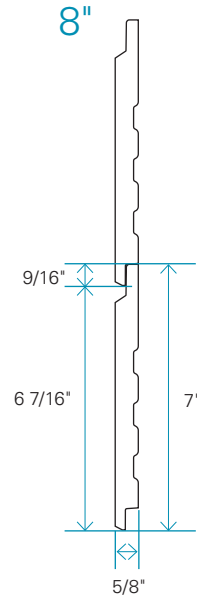
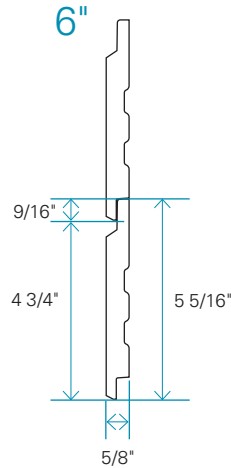
TEXTURED FINISH

MAIBEC URBAHN® BRUSHED-FACE FINISH

MAIBEC EM+® INSTALLATION SYSTEM



REGULAR INSTALLATION SYSTEM



NOMINAL DIMENSION	INSTALLATION SYSTEM	FINISH	ACTUAL DIMENSIONS	EXPOSED SURFACE	OVERLAP	INSTALLATION
6"	Regular	Textured	5/8" x 5 5/16"	4 3/4"	9/16"	Horizontally and vertically**
	Maibec em+®	Textured and Maibec URBAHN® brushed-face	5/8" x 5 1/4"	4 9/16"	11/16"	Horizontally and vertically**
8"	Regular	Textured	5/8" x 7"	6 7/16"	9/16"	Horizontally and vertically**

General Specifications

SPECIES

- Spruce - Fir (SPF) / Sound tight knot

MANUFACTURING

- Kiln-dried (KD) between 12% to 16% humidity
- Available in a textured finish and Maibec URBAHN® brushed-face finish

PACKAGING

- 4' to 16' random lengths in bundles

AVAILABLE COLOURS

Textured finish

- Maibec solid stain colour chart
- Maibec Natural tones
- Solid colours (2 coats). Unlimited choice of solid colours, with our TrueMatch® system

Maibec URBAHN® brushed-face finish

- Maibec Natural tones
- Selection of solid colours (2 coats)

FACTORY-STAINING

- Siding is factory-coated on all six sides in a controlled environment for maximum stain absorption and retention. This also provides increased protection from the damaging effects of the sun and the elements.
- Low-volatile organic compounds (VOCs) water-based stains



FSC® mix certified siding available upon request.

For exterior use only.

* SEE THE CALCULATION METHOD UNDER THE SUPPORT TAB MAIBEC.COM

** THIS PROFILE CAN BE INSTALLED HORIZONTALLY AND VERTICALLY. HOWEVER, A VERTICAL INSTALLATION MAY RESULT IN MORE VISIBLE STAPLES THAN A HORIZONTAL INSTALLATION.

Modern

Preparing the Wall for Installation

Siding must be installed over a standard maximum 16" on centre stud built wall with OSB (oriented strand board) sheathing or plywood, and an approved water-resistive barrier. The final step in preparing the wall for siding is to nail furring strips vertically into the studs according to all applicable building codes and the Maibec installation requirements. When used in combination with ventilation and drainage accessories, these

furring strips create a continuous air gap between the siding and the water-resistive barrier.

For details, see the Maibec Regular Siding or the Maibec em+® Siding Installation Guide, depending on the product you are installing at maibec.com under the SUPPORT tab.

Installation Systems

NAILS

(REGULAR INSTALLATION SYSTEM)

- Use Maibec hot dipped zinc galvanized ring shank nails with textured head that are corrosion resistant and factory-stained to match the siding. These nails must be ordered at the same time as the siding.
- A plastic hammer end cap is provided to protect the stain on the nail heads.
- Simple nailing: 10 lbs of nails per 1,000 fmb
- Double nailing:
 - Siding 6": 20 lbs of nails per 1,000 fmb
 - Siding 8": 15 lbs of nails per 1,000 fmb

Specific requirements apply to the installation of Maibec siding in coastal regions†. For details, see the Maibec Regular Siding or Maibec em+® Siding Installation Guide, depending on the product you are installing.

† APPLICABLE COASTAL REGIONS INCLUDE THOSE LOCATED LESS THAN 600 M (2,000 FT) FROM THE COASTLINE IN THE ATLANTIC PROVINCES (NEW BRUNSWICK, PRINCE EDWARD ISLAND, NOVA SCOTIA, NEWFOUNDLAND AND LABRADOR), IN SAINT-PIERRE-ET-MIQUELON, AND IN THE U.S. EAST COAST STATES.

STAPLES

(FOR MAIBEC EM+® INSTALLATION SYSTEM)

- The siding is fastened to the wall using 2", 7/16" crown, 16 gauge, resin-coated stainless steel SUS 304 staples. The list of recommended pneumatic staplers is available on our website at maibec.com under the SUPPORT tab.
- 3,000 staples (1 box) needed per 1,000 fmb. Order also 1 lb of 2" nails per 2,000 fmb to nail the starter course, top of walls, top and bottom of windows, etc.

Maibec strongly recommends using the Maibec em+® stapler guide* which simplifies and speeds up the installation of Maibec em+® siding.

* AVAILABLE THROUGH YOU MAIBEC RETAILER. DO NOT FORGET TO ADD IT TO YOUR SIDING ORDER.

Recommended pneumatic staplers compatible with the Maibec em+® stapler guide:

- HITACHI™** (N5008 AC 1" and AC 2")
- MAKITA™** (AT1150A)
- SENCOTM™** (SNS41) and discontinued models (SNS50XP, SNS45XP, SNS44XP)

** THE MENTIONED TRADEMARKS ARE THE PROPERTY OF THEIR RESPECTIVE OWNERS.

Complementary accessories

VENTILATION AND DRAINAGE ACCESSORIES

Maibec ventilated strips feature a perforated 50% open pattern and adapt to all types of installations where ventilation and drainage are required. They also prevent rodents and certain insects from infiltrating behind the wall. Whether you're installing regular or Maibec em+® siding, all our ventilated products comply with our installation requirements and will help to ensure the optimal performance of your Maibec products.

METAL CORNERS

With their sleek design, our inside and outside corners are the perfect finishing touch for the Maibec URBÄHN® Series. 10' lengths.

WARRANTY* – SIDING TEXTURED FACE



WARRANTY* – SIDING BRUSHED FACE / MAIBEC URBÄHN®

